DAIKIN

# General catalogue

# 2015



# Our promise...

## ... is to ensure that customers can depend on Daikin for the ultimate in comfort, so that they are free to focus on their own working and home lives.

We promise to dedicate ourselves to technological excellence,

a design focus and the highest quality standards
so that our customers can trust and rely on the comfort we deliver.

Our promise to the planet is absolute. Our products are
at the forefront of low energy-usage and we will innovate to further
reduce the environmental impact of HVACR (Heating, Ventilation,
Air conditioning, Refrigeration) solutions.
We lead where others follow.

We will continue our global leadership in HVACR solutions
as our specialist expertise in all market sectors combined
with 90 years' experience enable us to deliver added value
in long-lasting relationships based on trust, respect and credibility.

We promise to continue our forward-thinking ethos, treating
challenges as opportunities to produce ever-better solutions.
We will drive innovation and go the extra distance for our
customers and our company.
We will be smart and ready to do things differently.

We will deliver on these core values of our brand and enjoy
sustainable success with continued growth.



# Table of content


New products 2015 2

Why choose R32 refrigerant? 6

Replacement technology 7

Seasonal efficiency, smart use of energy 9

Tools & Platforms 10

Air purifiers 12

## Heating

Source to water heat pumps 17
Daikin Altherma hybrid heat pump 26
Daikin Altherma ground source heat pump 30
Daikin Altherma low temperature 32
Daikin Altherma high temperature split 58
Daikin Altherma Flex Type 64
Gas condensing boiler 70

Source to air heat pumps 72
Residential applications - Split 72
Commercial applications - VRV 73

## Air conditioning

Residential applications - Split 75
Pair applications 85
Multi model applications 114

Light commercial applications Sky Air 154
Indoor units 169
Siesta Sky Air 191
Twin, triple, double twin applications 194
Rooftop 198

Commercial applications - VRV 200
VRV outdoor units 214
VRV indoor units 234
Hot water 254
Powerful selection programs 254

Ventilation & Biddle Air Curtains 258

Marine Types 274

## Applied systems

Chillers 276
Air cooled chillers (Cooling only) 286
Air cooled chillers (Heat pump) 324
Air cooled condensing units 334
Water cooled chillers 336
Condenserless chillers 346
Water cooled centrifugal chillers 350

Fan coil units 352

Air handling units 376

## Refrigeration

ZEAS condensing units 402
Conveni-Pack 404
Booster unit 409
Commercial condensing units 410
Large variable capacity condensing unit 413

## Control systems, options & accessories

Control systems 414
Options & accessories 438

# New products 2015



p.36

## Daikin Altherma low temperature - integrated solar unit

› **Best seasonal efficiencies**, providing the highest savings on running costs
› **Perfect fit for new builds**, as well as low-energy houses
› **Solar support** of domestic hot water with unpressurised solar system
› Lightweight plastic tank
› **Bivalent option**: combinable with a secondary heat source
› **App** control possible



p.70

## Gas condensing boiler

› **Low running costs** for both heating and hot water
› **Easy installation** in minimum space
› **Ideal for replacement** of current gas boiler




p.72

## Optimised for heating split range

› Wide range of connectable indoor units (wall mounted, floor standing) with guaranteed heating capacity **down to -25°C outdoor temperature**
› Unique **free hanging coil** technology: the defrost cycle is improved, resulting in lower running costs and no ice buildup

**R-32**



p.88
p.90

## R32 range expanded

New ranges launched with R32 to offer better **efficiencies** and **low environmental impact**
› Daikin Emura **FTXJ-LW/S**
› FTXM-K

p.93
p.94
p.95
p.110
p.111
p.112

## New wall mounted indoor units

A wide range of **new wall mounted indoor units** launched to fit every customer's requirements and budget with **new designs** and **new features**

› FTX-K
› FTXK-AW/S
› FTXB-C
› ATX-K
› ATXB-C
› ATXN-NB



p.418

## Online controller

**Mobile app control** now available for almost all split indoor units

› **Monitor** the status of your heat pump unit
› **Control** the operation mode, set temperature, air flow rate and direction
› **Schedule** the set temperature and operation mode with up to 4 actions per day for 7 days



p.202
p.216

## Integrating VRV IV standard and technologies on all ranges

VRV IV

› Heat recovery, heat pump, water-cooled and replacement series now all available in VRV IV!

**NEW** VRV IV heat recovery:

› Fully integrated solution with **heat recovery** for maximum efficiency with **COPs of up to 8** !
› Covers all thermal needs of a building via a **single point of contact**: accurate temperature control, ventilation, hot water, air handling units and Biddle air curtains
› "**Free**" heating and hot water through heat recovery
› The perfect personal **comfort** for guests/tenants via simultaneous cooling and heating
› Incorporates **VRV IV standards & technologies** such as Variable Refrigerant temperature and continuous heating
› Most extended and compact range of BS boxes







p.176
p.246

## FBQ-D / FXSQ-A - Concealed ceiling unit with medium ESP

› Optimum **comfort** guaranteed no matter the length of ductwork or type of grilles
› **Lowest** built-in **height** in the market
› **Lower sound** levels
› External static pressure up to 150Pa
› **Automatic air flow adjustment** function
› **Reduced energy consumption** thanks to DC fan motor
› Air suction direction can be altered for flexible installation





p.190
p.252

## FNQ-A/ FXNQ-A- Concealed floor standing unit

› Designed to be **concealed** in floors or walls
› Ideal for installation in offices, hotel and residential applications
› Can even be installed underneath a window
› Requires very **little installation space** as the depth of the unit is only 200mm
› **High ESP** allows flexible installation
› The connecting port faces downward, eliminating the need to attach auxiliary piping



p.265

## Extension of the range of air handling unit connection

› Complete **plug & play** solution including AHU, ERQ or VRV condensing unit and all unit control (EKEQ, EKEXV, DDC controller) factory mounted and configured
› Extension of the range of expansion valves with 400 (55,0 kW) and 500 (69,3 kW) models to allow bigger applications
› Addition of w-control: Control of air temperature (discharge temperature, suction temperature, room temperature) via any DDC controller, without reprogramming




p.417

## BRC2/3E52A - Simplified wired remote control for hotel applications

› Symbol driven interface for **intuitive control**
› Functions restricted to basic **customer needs**
› **Energy saving** thanks key card, window contact integration and set point limitation
› Flat backpanel for **easy installation**
› 2 versions available:
  • Heat pump type: temperature, fan speed, ON/OFF
  • Heat recovery type: temperature, mode, fan speed, ON/OFF



p.428

## EKMBDXA – DIII-net modbus gateway

› **Integrated control** system for seamless connection between split, Sky Air, VRV, chillers and AHU and BMS systems
› Communication via **Modbus** RS485 protocol
› Detailed **monitoring** and **control** of the VRV total solution
› Easy and **fast installation** via DIII-net protocol

p.318

## EWAD-TZ
### Air cooled inverter screw chiller

› **High efficiencies both at full load and part load**: EER up to 3.57 and ESEER up to 5.73
› Rapid **return on investment**
› **Perfect comfort** level
› **Compact design**
› **Lowest sound** levels
› Unrivaled and proven **reliability**




p.327

## SEHVX-AAW+SERHQ-AAW1
### Air cooled scroll inverter heat pump, split version

› **Hydronic module for indoor installation** eliminating the need for glycol
› **Ideal for colder climates** as the lack of glycol will allow for high efficiencies
› **Compact dimensions** and **limited pipework** allow for installation in very restricted spaces
› **Easy transportation** as separate units will fit in an elevator



p.386

## D-AHU Compact
### High-end air handling unit solution with heat recovery

› **Predifined** sizes
› **Plug & Play** concept
› EC fan technology
› **High efficiency** heat wheel
› Compact **design**
› Innovative **controls**




p.410

## CCU/SCU
### Ideal solution for small food retailers

› Micro channel heat exchanger
› Improved accessibility: **Hinged doors**
› **Efficient** compressor technology
› Plug and play solution
› Compliant to **Eco-design**





# Why choose
## R32 refrigerant?

Daikin is renowned for its pioneering approach to product development. As part of its commitment to the environment, Daikin aims to develop systems that improve comfort levels while having low environmental impact.

A key factor is the use of refrigerants, assessed on following criteria: Global Warming Potential (GWP), energy efficiency and natural resource efficiency. R32 has a GWP of 675, compared with R410A's GWP of 2,088, a reduction of 68%. R32 products can also achieve higher efficiency levels both in part load and full load conditions and R32 is a single component refrigerant, which makes it easy to recycle.

### Wide range of R32 units available

In 2013, R32 was introduced by Daikin with the new Ururu Sarara range.
From 2015 onwards, also Daikin Emura and the FTXM-K are offered with R32 refrigerant.

### Lowest environmental impact

SEER AND SCOP up to A+++
› Low GWP refrigerant R32 **R-32**

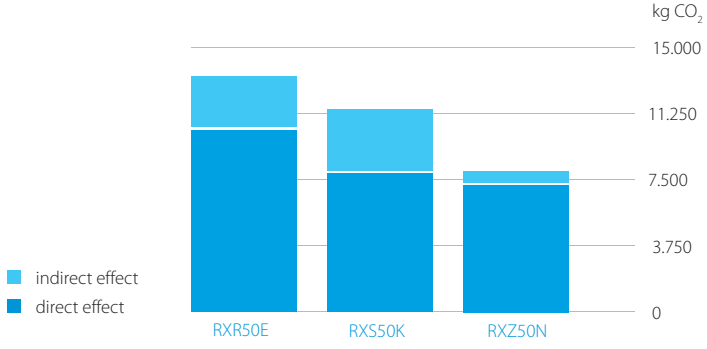

# Replacement day will come... Why wait?




Service and maintenance with R-22 will be prohibited after january 1st, 2015, meaning repairs will be impossible to R-22 systems. Avoid unexpected downtime for your customers and replace these systems now!

## Installer benefits

### Less installation time

Tackle more projects in less time thanks to **faster installation**. It is more profitable than replacing the full system with new piping.

### Lower installation costs

Reducing installation costs enables you to offer customers the most **cost-effective** solution and improve your competitive edge.

### Replace competitor systems

It is a trouble-free replacement solution for Daikin systems and for systems made by other manufacturers.

### Optimize your business

A simple solution for replacement technology enables you **to handle more projects** for more customers in less time and offer them the best price! Everybody gains.

## Customer benefits

### Save on running costs

Comparison based on EER

(efficiency of a residential product in cooling mode)

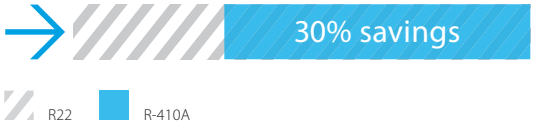


Comparison based on SEER

(efficiency of a residential product according to current seasonal legislation of a product in cooling mode)




### No disturbance

**Re-use** your **existing piping** ensuring a quick and quality replacement allowing work to be done without affecting your comfort or business

### Upgrade your comfort

Upgrade your comfort with cutting-edge design, low noise levels, wifi controls and more…



## Seasonal efficiency, smart use of energy

The EU wants to make people aware of what units are consuming and ban non-efficient products from the market. Seasonal efficient units reflect the standardised conditions you can expect over an entire heating and cooling season. The standard came into force in January 2013 for air-to-air heat pumps under 12 kW.

From September 2015 onwards, not only air-to-air heat pumps but also heating systems like heat pumps, combustion, domestic hot water tanks or any kind of combination, will receive an energy label to help the customer to make the most efficient choice.

Today, Daikin is leading the way towards more efficient and cost-effective comfort solutions. All Daikin products – residential and commercial as well as industrial – are seasonal efficient, they all reduce energy and costs in a smart way.



SEASONAL EFFICIENCY
Smart use of energy

**Find out more on www.daikin.eu**

DAIKIN

# Seasonal efficiency,

## Smart use of energy

### Challenging 20-20-20 environmental targets with Europe's energy label

The European Commission has set challenging targets for improving energy efficiency in the EU. These so-called 20-20-20 targets aim at a 20% reduction in $CO_2$ emissions, 20% share of renewable energy and a 20% reduction in the use of primary energy, all by the year 2020. To realise these objectives, Europe issued the Eco-Design Directive [2009/125/EC]. This sets minimum efficiency requirements for energy related products.

#### Air-to-Air heat pumps

Since 2013, all air conditioners and air-to-air heat pumps under 12 kW are in scope of this Eco-Design Directive. Products unable to comply with the minimum efficiency requirement (such as non-inverter air conditioners) will lose their CE marking and thus may no longer be sold in the European Union.

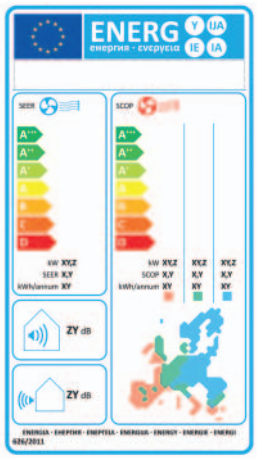


To inform consumers concerning these new energy performance standards, Europe also introduced a new energy label. The former European energy label, introduced in 1992, has had its effect. Consumers were able to compare and make purchasing decisions based on uniform labelling criteria. The new label that came into force on 1 January 2013 allows end-users to make even better informed choices, since seasonal efficiency reflects air conditioner efficiency over an entire season.

The energy label includes multiple classifications from A+++ to D reflected in colour shadings ranging from dark green (most energy efficient) to red (least efficient). Information on the label includes not only the new seasonal efficiency ratings for heating (SCOP) and cooling (SEER), but also annual energy consumption and sound levels.

#### Heating systems

From September 2015 onwards, space heaters, combi heaters (Lot 1) and domestic hot water heaters (Lot 2) will also have to comply with these 20-20-20 targets. This will give the opportunity to the end user to choose the most efficient heating system for his specific solution by for example comparing oil boilers with air-to-water heat pumps.

Next to the legally required labels, Daikin will offer full support to its network to implement the new labels into the market.

### Daikin leading the way to seasonal efficiency

SEASONAL EFFICIENCY
Smart use of energy

While the challenges of Eco-Design were immense, Daikin resolutely chose for early implementation of this new legislation. Already in 2010, Daikin launched a new light commercial range fully optimised for seasonal efficiency. The Seasonal Smart series in this range in fact immediately complied with the very challenging 2014 minimum requirements. Today Daikin is proud to indicate the seasonal performance of its entire residential and light commercial range up to 12 kW.

Although legislation for heating will only come into force from September 2015 onwards, Daikin is already preparing their units and communication tools to be ahead of legislation again.

# Have a question, looking for specific software applications, need detailed product information or looking for any other marketing tools? This overview gives you an idea of what we can offer …

## Mini sites

Some products need slightly more attention than others. That's why we have developed mini sites. These sites provide all information (specifications, video, animation, drawings,…) related to one specific topic.
Below you can find some examples of minisites, which can easily be found on our website.

### For your home:

› Daikin Altherma hybrid heatpump
› Daikin Emura

### Commercial:

› Fully flat cassette
› Round flow cassette
› VRV IV
› R22 replacement

### Industrial:

› EWAD-TZ
› ZEAS

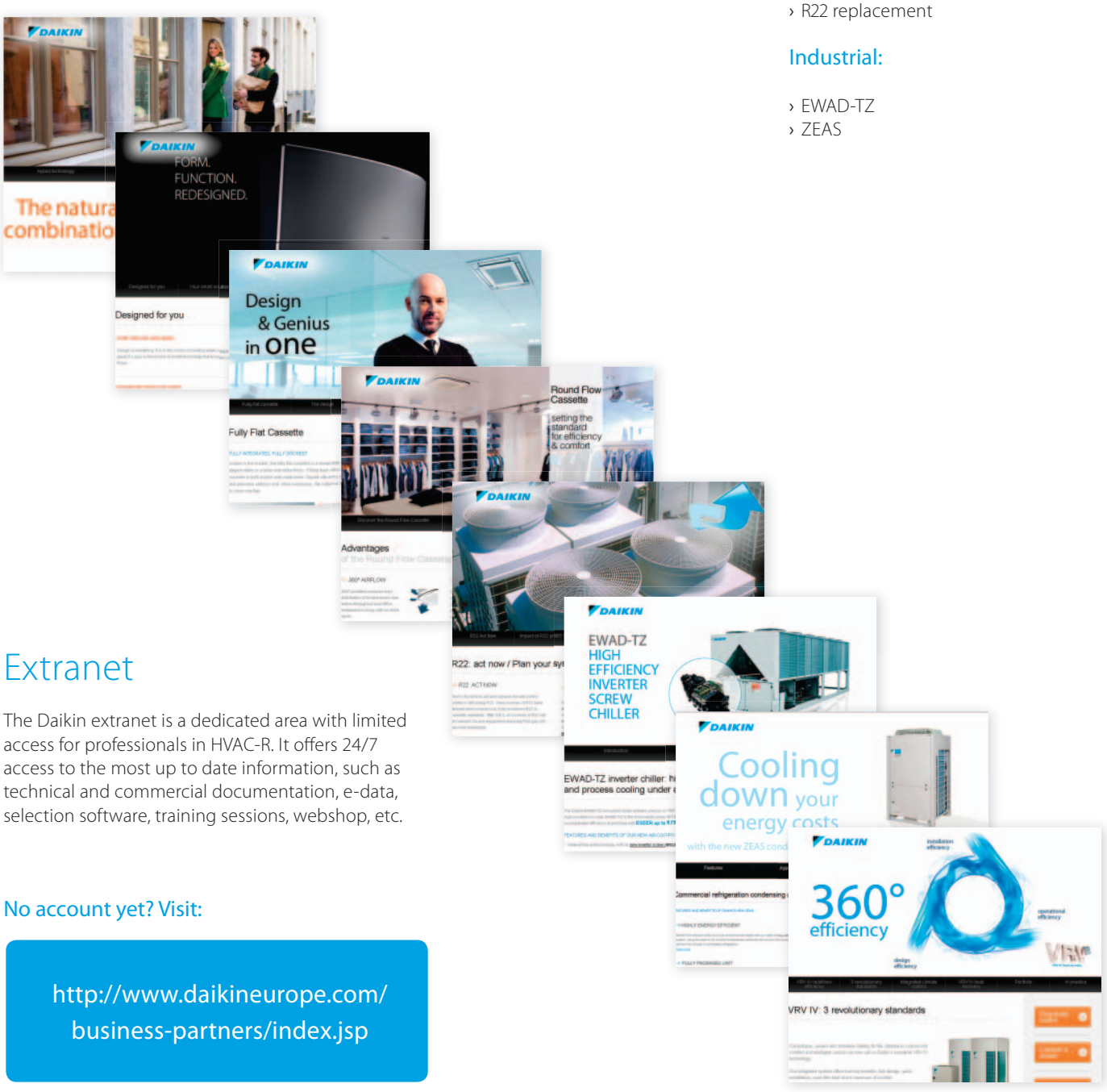


## Extranet

The Daikin extranet is a dedicated area with limited access for professionals in HVAC-R. It offers 24/7 access to the most up to date information, such as technical and commercial documentation, e-data, selection software, training sessions, webshop, etc.

### No account yet? Visit:

http://www.daikineurope.com/business-partners/index.jsp




There's an app for that

Daikin Europe offers you a variety of building modelling, selection, simulation and quotation software tools to support your sales. Please check out http://www.daikineurope.com/support-and-manuals/software-downloads/index.jsp or contact your local sales representative to learn more about them.



# Pure air

## Because Daikin cares

## MC70L

The streamer technology air purifier, a blend of new technology, improved performance, and ultra quiet operation, is designed to care for you by unobtrusively providing **purified air** to produce a healthy home environment. Purified air improves the perception of **comfort** and, by **removing** and destroying **contaminants** and **odours**, the streamer technology air purifier also plays an essential role for those who suffer from **asthma** or **allergies**. These efforts place the streamer technology air purifier among the best residential air purifiers on the market today.

### Three times purification, a good deed for your health

Pollen, dust and pet hair are just some of the potential causes of allergies, asthma and respiratory problems. A Daikin air purifier cleans the air and relieves you of these troubles thanks to a three-part operation:

- allergen removal
- virus and bacteria removal
- odour removal

### What is the Daikin streamer technology ?

"Streamer Discharge" is a type of plasma discharge in which high speed electrons capable of **oxidative decomposition** are generated. It has the ability to **eliminate bacteria** and **mould** as well as hazardous **chemical substances** and **allergens**, etc. Compared to standard plasma discharge (glow discharge), the discharge range of Daikin's Streamer Discharge is wider, which makes it easier for electrons to collide with oxygen and nitrogen in the air. This enables high speed electrons to be generated three dimensionally over a wide area, which results in an oxidative decomposition speed that is over 1,000 times greater with the same electrical power. Daikin's Streamer Discharge technology has proven successful in stably generating high speed electrons, a feat that has been considered difficult up to now.

### Main specifications

Daikin has already received great praise for its air purifiers: a British Allergy Foundation seal of approval and the TÜV Nord test mark confirm the efficiency of our units.

## Six-layer powerful decomposition and removal configuration




1 High-speed electrons are discharged that enable decomposition and removal
**Streamer Discharge unit**

2 Dust is captured. Bacteria and allergens are removed
**Prefilter**

3 Dust and pollen are electrically charged and then sent to the filter
**Plasma ionizer**

4 Dust and pollen are absorbed by the electrically charged filter
**Electrostatic dust collection filter (front of pleated dust collection filter)**

5 Odours and viruses are kept under control by photocatalyst
**Titanium apatite filter (back of pleated dust collection filter)**

6 Formaldehyde and odours are decomposed
**Deodorising catalyst filter**

- Stylish design
- Improved performance
- Unprecedented comfort
- Super quiet operation
- Easy to maintain
- Portable
- No installation

THE BRITISH ALLERGY FOUNDATION SEAL OF APPROVAL

STREAMER



| Indoor unit | | | | | MC70L |
|---|---|---|---|---|---|
| Applicable room area | | | | $m^2$ | 46 |
| Dimensions | Unit | HeightxWidthxDepth | | mm | 576x403x241 |
| Weight | Unit | | | kg | 8.5 |
| Casing | Colour | | | | White |
| Fan | Type | | | | Multi Blade Fan (Sirocco fan with shroud assembly) |
| | Air flow rate | Air purifying operation | Turbo/High/ Medium/Low/ Silent | $m^3/h$ | 420/285/210/130/55 |
| Sound pressure level | Air purifying operation | Turbo/High/Medium/Low/Silent | | dBA | 48.0/39.0/32.0/24.0/16.0 |
| Air purifying operation | Power input | Turbo/H/M/L/Silent | | kW | 0.065/0.026/0.016/0.010/0.007 |
| Deodorizing method | | | | | Flash streamer / Titanium apatite photocatalytic filter / Deodorising catalyst |
| Bacteria filtering method | | | | | Flash streamer / Titanium apatite photocatalytic filter |
| Dust collecting method | | | | | Plasma ionizer / Electrostatic dust collection filter |
| Sign | Item | 01/02/03/04/05/06/07/08/09/10/11 | | | Dust: 3 stages/Odour: 3 stages/Automatic operation (LL-H)/Airflow rate (LL/L/M/H)/Turbo mode (HH)/Anti-pollen mode/Sleep mode/Lock (Anti-tamper)/Off timer (1.2.4h)/Maintenance: Filter replacement/Maintenance: Cleaning of ionization/streamer |
| Power supply | Phase/Voltage | | | V | 1~/220-240/220-230 |



# Humidification and purification in one

## MCK75J

There are many substances in the air you breathe such as allergen, bacteria, virus and tobacco smoke, which causes your health to suffer. Above all things, dryness is especially a big issue during wintertime. Daikin Ururu Air Purifier **purifies and moisturizes** the air inside your home and relieves the effects of dry air. Just fill the 4l tank occasionally and it will humidify your room with a maximum volume of 600ml/h. This useful and innovative function stems from the incorporation of a slim line water tank and combined water wheel and vaporisation filter assembly.

- Humidification thanks to the slim water tank
- Air purification

### How does the humidification function work?

Water in the tank flows into the receiver tray housing the water wheel, which lifts the water as it rotates and releases it onto the filter. Air blown onto the filter, absorbs its moisture and discharges it into the room as humidification.

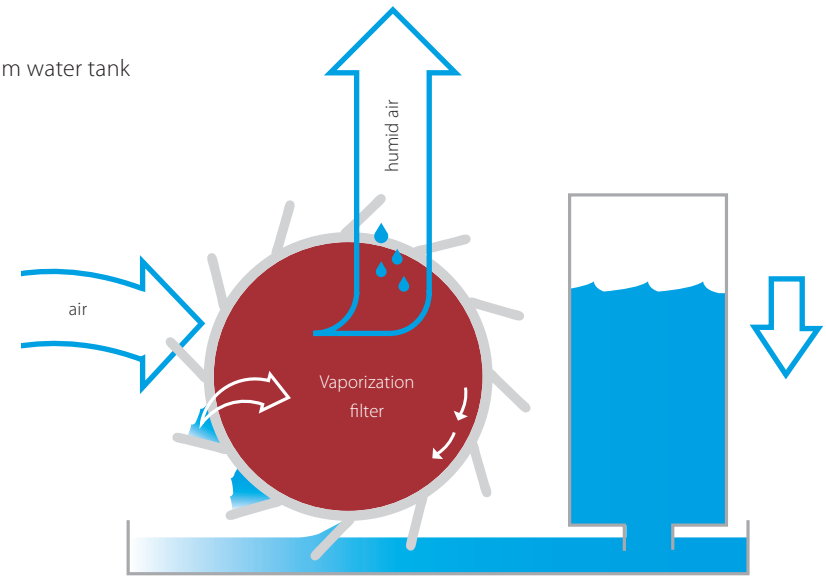


Daikin has already received great praise for its air purifiers: the Daikin TüV award confirms the efficiency of this unit.

Electrostatic dust collection filter
Positively charged dust and pollen are adsorbed by the negatively charged filter.

Flash Streamer
High-speed electrons are generated by the Flash Streamer. These electrons powerfully break down odours and formaldehyde.

Titanium Apatite Photocatalytic Filter
Odour, bacteria and viruses are adsorbed and decomposed.

Deodorising catalyst
Odours are adsorbed and broken down before the air is returned into the room.

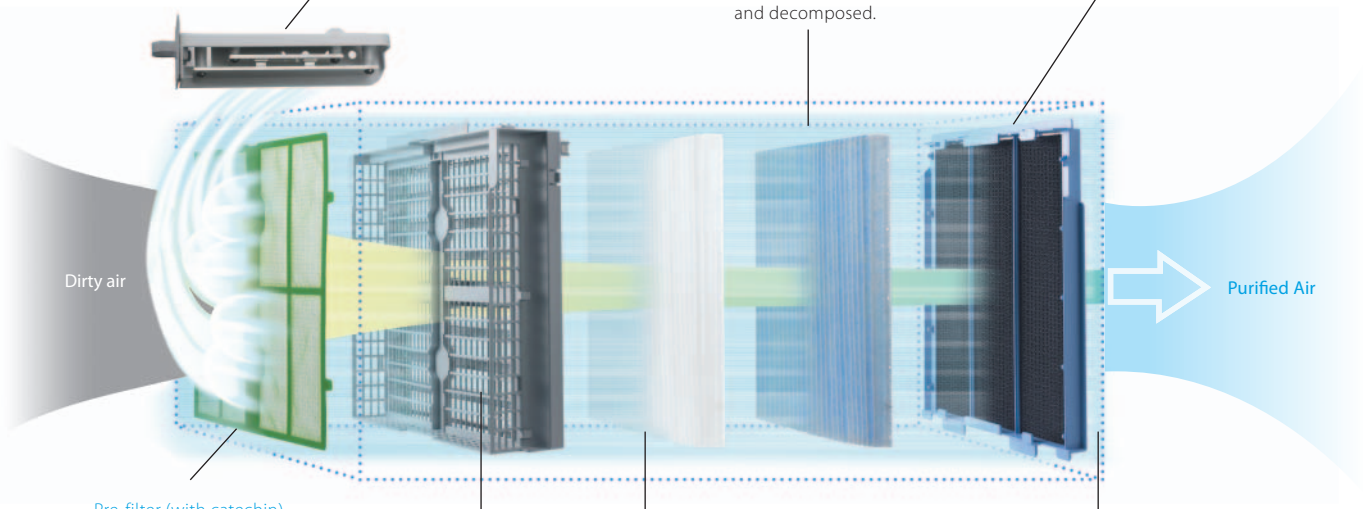


Pre-filter (with catechin)
Removes large dust particles and pet hairs.

Plasma ionizer
Dust and pollen are positively charged and sent to the electrostatic filter.

Flash Streamer unit

## How does the filter work?

Daikin Ururu Air Purifier also removes efficiently allergens (e.g. pollen, house dust mites, dust, etc.), bacteria and viruses. Additionally, it has a high deodorizing efficiency; it eliminates efficiently tobacco smoke whilst decomposing other smells. It quickly collects particles and breaks them down rapidly. Its quiet operation makes it ideal for quiet nights. The unit includes seven pleated filters (one for immediate use and 6 spares).

flash streamer ONLY BY DAIKIN

Ururu



| Indoor unit | | | | | MCK75J |
|---|---|---|---|---|---|
| Application | | | | | Floor standing type |
| Applicable room area | | | | $m^2$ | 46 |
| Dimensions | Unit | HeightxWidthxDepth | | mm | 590x395x268 |
| Weight | Unit | | | kg | 11.0 |
| Casing | Colour | | | | Black (N1) (Panel colour: silver) |
| Fan | Type | | | | Multi Blade Fan (Sirocco fan with shroud assembly) |
| | Air flow rate | Air purifying operation | Turbo/High/Medium/Low/Silent | $m^3/h$ | 450/330/240/150/60 |
| | | Humidifying operation | Turbo/High/Medium/Low/Silent | $m^3/h$ | 450/330/240/150/120 |
| Sound pressure level | Air purifying operation | Turbo/High/Medium/Low/Silent | | dBA | 50.0/43.0/36.0/26.0/17.0 |
| | Humidifying operation | Turbo/High/Medium/Low/Silent | | dBA | 50/43/36/26/23 |
| Humidifying operation | Power input | Turbo/H/M/L/Silent | | kW | 0.084/0.037/0.020/0.013/0.012 |
| | Humidification | Turbo/High/Medium/Low/Silent | | ml/h | 600/470/370/290/240 |
| | Water tank capacity | | | l | 4.0 |
| Air purifying operation | Power input | Turbo/H/M/L/Silent | | kW | 0.081/0.035/0.018/0.011/0.008 |
| Deodorizing method | | | | | Flash streamer / Titanium apatite photocatalytic filter / Deodorising catalyst |
| Dust collecting method | | | | | Plasma ionizer / Electrostatic dust collection filter |
| Sign | Item | 01 | | | Dust: 3 stages / Odour: 3 stages / Air flow rate: auto/LL/L/M/H, Turbo mode HH, anti-pollen mode / Off timer: 1/4/8h / Cleaning: ionization/streamer |
| Power supply | Name/Phase/Frequency/Voltage | | | Hz/V | VM/1~/50/60/220-240/220-230 |
| Type | | | | | Humidifying air purifier |

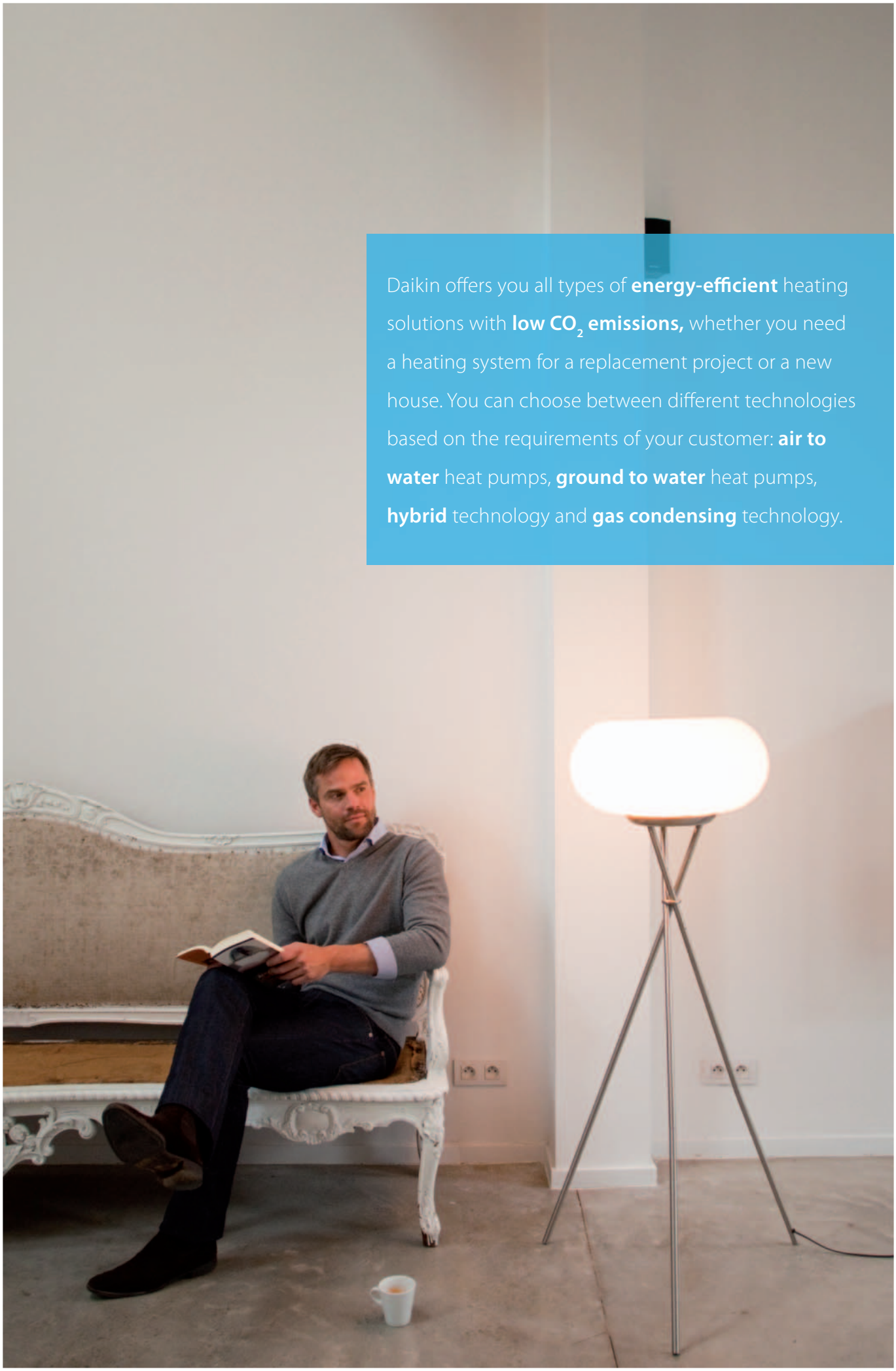

Daikin offers you all types of **energy-efficient** heating solutions with **low $CO_2$ emissions,** whether you need a heating system for a replacement project or a new house. You can choose between different technologies based on the requirements of your customer: **air to water** heat pumps, **ground to water** heat pumps, **hybrid** technology and **gas condensing** technology.

# Heating


Why choose a Daikin heating system? 18

Products overview 22

Combination tables 24

Daikin Altherma hybrid heat pump 26
EHYHBH-AV32/EHYKOMB-AA / EVLQ-CV3 28
EHYHBX-AV3/EHYKOMB-AA / EVLQ-CV3 29

Daikin Altherma ground source heat pump 31
EGSQH-A9W 31

Daikin Altherma low temperature 32
NEW EHSH-A / ERLQ-CV3/W1 36
NEW EHSHB-A / ERLQ-CV3/W1 37
NEW EHSX-A / ERLQ-CV3/W1 38
NEW EHSXB-A / ERLQ-CV3/W1 39
NEW EHVH-CB / ERLQ-CV3/W1 40
NEW EHVH-CB / ERHQ-BV3/W1 41
NEW EHVX-CB / ERLQ-CV3/CW1 42
NEW EHVX-CB / ERHQ-BV3/BW1 43
NEW EHBH-CB / ERLQ-CV3/CW1 44
NEW EHBH-CB / ERHQ-BV3/BW1 45
NEW EHBX-CB / ERLQ-CV3/CW1 46
NEW EHBX-CB / ERHQ-BV3/BW1 47
NEW EBHQ-BBV3 / EKCB(H/X)-BC 49
NEW EB(L/H)Q-BB6V3/W1 50
ED(L/H)Q-BB6V3/W1 51
**Domestic hot water tanks 52**
EKHWP-B 52
EKHWS-B 53
EKHWE-A 53
**Solar connection 54**
EKSRPS 54
EKSOLHW 54
EKSR3P 54
EKS(V/H)-P 55
**Room thermostat 56**
EKRTR 56
EKTRW 56
**Daikin heat pump convector 57**
FWXV-A 57

Daikin Altherma high temperature split 58
EKHBRD-AC / ER(R/S)Q-A 60
EKHBRD-AC / EMRQ-A 60
**Domestic hot water tanks 61**
EKHTS-AC 61
EKHWP-B 62
**Solar connection 63**
EKS(H/V)-P 63
EKSRPS 63

Daikin Altherma Flex Type 64
EKHVM(R/Y)D-A 65
EKHBRD-AC 66
EMRQ-A 67
**Domestic hot water tanks 68**
EKHTS-AC 68
EKHWP-B 68
**Daikin heat pump convector 69**
FWXV-A 69

Gas condensing boiler 70
EKOMB(G)-A 71


For more information on Options & Accessories, please refer to page 440 of this catalogue.

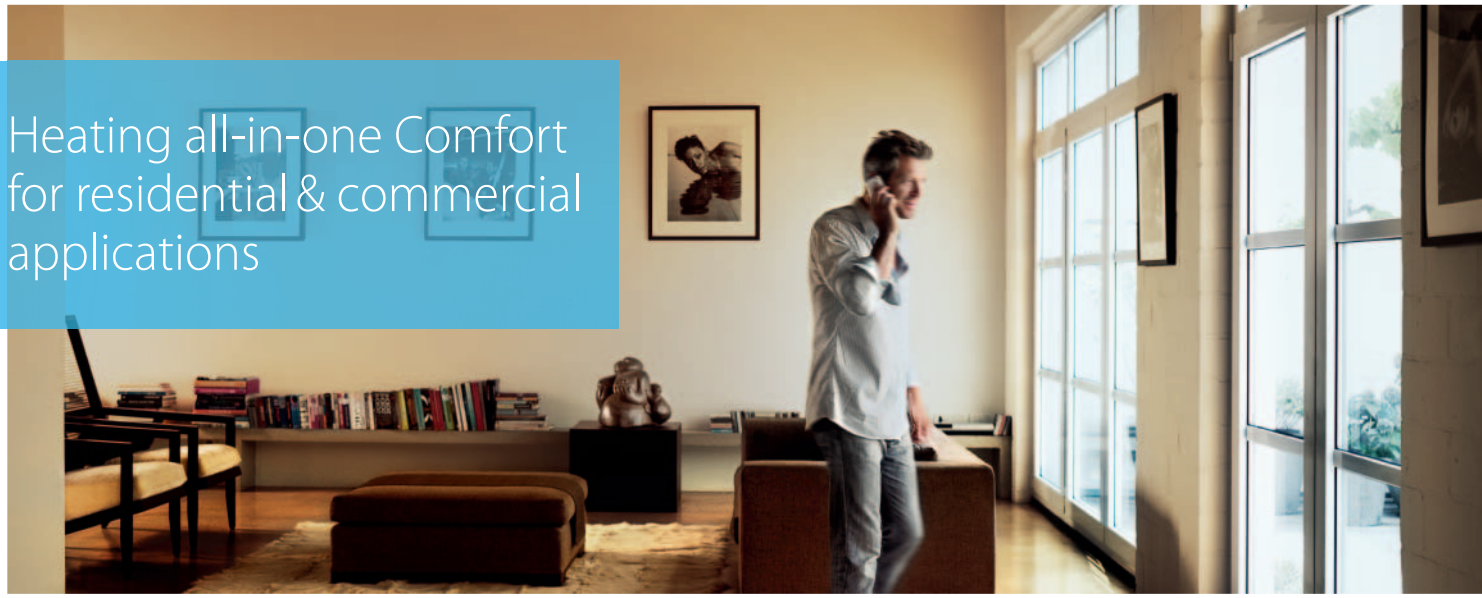

# Heating all-in-one Comfort for residential & commercial applications

## Why choose a Daikin heating system?

- More than **50 years of experience** in heat pumps
- Innovative heating technologies to **reduce running costs** and optimise renewable energy usage
- Research and development **in Europe for Europe**
- A solution for any application
- Combinable with **all kinds of heat emitters**

### Innovative heating technologies to optimise renewable energy usage

Air to water technology: extracting heat from the outside air
› Guaranteed heating capacity down to -25°C: no need to worry in winter time
› Solar connection possible for domestic hot water support to optimise renewable energy use

Hybrid technology: gas condensing technology combined with air-to-water technology
› Most economical operation mode is selected depending on energy prices, outdoor temperature and internal heat load
› Optimisation of both technologies




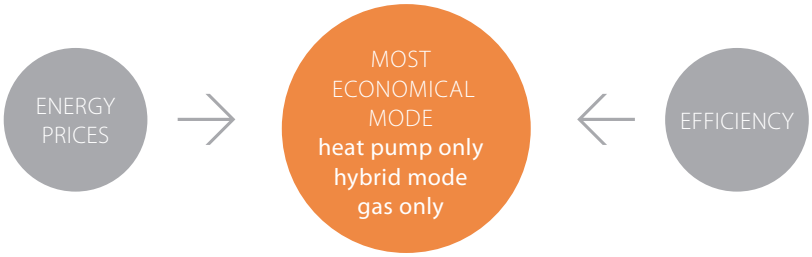





## A solution for any application

Residential applications
› New built
› Low energy houses
› Renovation of complete heating system
› Renovation without changing radiators/piping
› Bivalent solution

Commercial applications
› Apartments
› Hotels
› Restaurants
› Spas and leisure

## Combinable with all kinds of heat emitters

Depending on the needs of your customer, you can select a system combinable with
› Under floor heating
› Heat pump convectors
› Low temperature radiators
› High temperature radiators (up to 80°C)

Ground to water technology:
extracting heat from the ground
› Ideal for climates where the average winter ambient temperature drops below 3°C
› High seasonal efficiency thanks to stable underground temperatures

Gas condensing technology:
› Low costs for BOTH heating and hot water thanks to new dual heat exchanger
› Easy installation in minimum space by using our optional pre-assembled B-pack which contains all the components for the functional installation in one module and fits behind the boiler

## Optimal comfort
## … all combined into one system

› Heating
› Domestic hot water with optional solar support
› Cooling
› Easy control




EHVH(X)-CB


EBHQ-BB


ERLQ-CV3


EHBH(X)-CB


EGSQH-A9W


EKOMB(G)-A


EKHBRD-ACV1/Y1

# Products overview

| | Hybrid | Ground source | Low temperature split |
|---|---|---|---|
| |  |  |  |
| Heating application | › Ideal for new houses or replacement of a gas boiler | › Ideal for new houses or replacement of a ground source heat pump | › ideal for new houses, low energy houses or together with an existing boiler (bivalent) |
| Installation | › 1 indoor unit + 1 gas condensing boiler<br>› 1 outdoor unit | › 1 indoor unit | › 1 indoor unit<br>› 1 outdoor unit |
| Connectable heat emitters | › Under floor heating<br>› Low and high temperature radiators | › Low and high temperature radiators | › Under floor heating<br>› Low temperature radiators<br>› Fan coil units<br>› Heat pump convector |
| Combinable with | › Domestic hot water<br>› Cooling<br>› Solar connection for hot water production | › Domestic hot water | › Domestic hot water<br>› Cooling<br>› Solar connection for hot water production |

| Daikin Altherma heat pumps | | | Combustion |
|---|---|---|---|
| Air to water | | | Gas condensing boiler |
| Low temperature monobloc | High temperature split | Flex Type | |
|  |  |  |  |
| | › Ideal for replacement of a traditional boiler | › Ideal for large hot water and heating requirements in<br>› Apartments<br>› Collective housing<br>› Hotels<br>› Fitness<br>› Spa<br>› Schools<br>› Hospitals<br>› Libraries | › Ideal for replacement of and existing gas boiler |
| › 1 outdoor unit | › 1 indoor unit<br>› 1 outdoor unit | › Several indoor units<br>› 1 or more outdoor units | › 1 indoor unit |
| | › High temperature radiators | › Under floor heating<br>› Low temperature radiators<br>› Fan coil units<br>› Heat pump convector | › Under floor heating<br>› Radiators |
| | › Domestic hot water<br>› Solar connection for hot water production | › Domestic hot water<br>› Cooling (Heat recovery) | › Domestic hot water |

# Combination tables

## Daikin Altherma hybrid heat pump

| | | Indoor | | | |
|---|---|---|---|---|---|
| | | Heat pump module | | | Gas condensing boiler |
| | | EHYHBH-AV32 heating only | | EHYHBX-AV3 heat pump | EHYKOMB-AA2[1] EHYKOMB-AA3[2] |
| Outdoor | | 05 | 08 | 08 | 33 |
| EVLQ-CV3 | 05 | x | | | x |
| | 08 | | x | x | x |

(1) applicable for Germany, Belgium, France, Italy, United Kingdom, Spain, Netherlands, Ireland, Switzerland, Malta

(2) Applicable for Bulgaria, Bosnia Herzegovina, Croatia, Hungary, Slovakia, Slovenia, Portugal, Greece, Cyprus, Poland, Turkey, Lithuania, Latvia

## Daikin Altherma low temperature split

| | | | Outdoor | | | | | | Domestic hot water tank optional | | | |
|---|---|---|---|---|---|---|---|---|---|---|---|---|
| | | Down to -20°C outdoor temp. | | | | ERHQ-BV3 ERHQ-BW1 | ERHQ-BV3 ERHQ-BW1 | ERHQ-BV3 ERHQ-BW1 | EKHWP-B | | EKHWS-B | EKHWE-A |
| | | Down to -25°C outdoor temp. | ERLQ-CV3 | ERLQ-CV3 | ERLQ-CV3 | ERLQ-CV3 ERLQ-CW1 | ERLQ-CV3 ERLQ-CW1 | ERLQ-CV3 ERLQ-CW1 | | | | |
| Indoor | | Range | 004 | 006 | 008 | 011 | 014 | 016 | 300 | 500 | 150-200-300 | 150-200-300 |
| Wall mounted | EHBH-CB | 04 | heating only | — | | — | | | unpressurised hot water + solar | — | hot water + pressurised solar (opt.) | |
| | | 08 | — | heating only | | | | | | | | |
| | | 16 | | — | | heating only | | | hot water + unpressurised solar | | | |
| | EHBX-CB | 04 | heating & cooling | — | | — | | | hot water + unpressurised solar | — | | |
| | | 08 | — | heating & cooling | | | | | | | | |
| | | 16 | | | | heating & cooling | | | hot water + unpressurised solar | | | |
| Floor standing with integrated domestic hot water tank | EHVH-CB | 04 | heating & hot water | — | | — | | | domestic hot water tank is integrated in the indoor unit | | | |
| | | 08 | — | heating & hot water | | | | | | | | |
| | | 16 | | — | | heating & hot water | | | | | | |
| | EHVX-CB | 04 | heating, cooling & hot water | — | | — | | | | | | |
| | | 08 | — | heating, cooling & hot water | | | | | | | | |
| | | 16 | | — | | heating, cooling & hot water | | | | | | |
| Floor standing with integrated solar supported domestic hot water tank | EHSH-A | 04 | heating, cooling & hot water with (un)pressurised solar | — | | — | | | | | | |
| | | 08 | — | | | | | | | | | |
| | | 16 | | | | heating, cooling & hot water with (un)pressurised solar (ERLQ only) | | | | | | |
| | EHSX-A | 04 | heating, cooling & hot water with (un)pressurised solar | — | | — | | | | | | |
| | | 08 | — | heating, cooling & hot water with unpressurised solar | | | | | | | | |
| | | 16 | | — | | heating, cooling & hot water with (un)pressurised solar (ERLQ only) | | | | | | |
| | EHSHB-A bivalent | 04 | heating, cooling & hot water with (un)pressurised solar | — | | — | | | | | | |
| | | 08 | — | | | | | | | | | |
| | | 16 | | | | heating, cooling & hot water with unpressurised solar (ERLQ only) | | | | | | |
| | EHSXB-A bivalent | 04 | heating, cooling & hot water with pressurised solar | | | — | | | | | | |
| | | 08 | — | heating, cooling & hot water with pressurised solar | | | | | | | | |
| | | 16 | | — | | heating, cooling & hot water with (un)pressurised solar (ERLQ only) | | | | | | |

## Daikin Altherma low temperature monobloc

| | Monobloc | | | Domestic hot water tank optional | | | |
|---|---|---|---|---|---|---|---|
| **Down to -20°C outdoor temp.** | | **EBLQ-BB6V3 EBLQ-BB6W1** | **EDLQ-BB6V3 EDLQ-BB6W1** | **EKHWP-B** | | **EKHWS-B** | **EKHWE-A** |
| **Down to -25°C outdoor temp.** | **EBHQ-BV3 EKCBH(X)-BCV3** | **EBHQ-BB6V3 EVHQ-BB6W1** | **EDHQ-BB6V3 EDHQ-BB6W1** | **300** | **500** | **150-200-300** | **150-200-300** |
| 006 | Heating only (EKCBH) heating & cooling (EKCBX) | — | — | hot water + unpressurised solar | | hot water + pressurised solar (opt.) | |
| 008 | | — | — | | | | |
| 011 | — | heating & cooling | heating only | | hot water + unpressurised solar | | |
| 014 | — | | | | | | |
| 016 | — | | | | | | |

## Daikin Altherma high temperature split

| | | | Outdoor | | | | | | | | Domestic hot water tank optional | | |
|---|---|---|---|---|---|---|---|---|---|---|---|---|---|
| | | | **ERRQ-A ERSQ-A** | **ERRQ-A ERSQ-A** | **ERRQ-A ERSQ-A** | **EMRQ-A** | **EMRQ-A** | **EMRQ-A** | **EMRQ-A** | **EMRQ-A** | **EKHWP-B** | **EKHTS-AC** | **EKHWP-A** |
| **Indoor** | | **Range** | 011 | 014 | 016 | 8 | 10 | 12 | 14 | 16 | 300-500 | 200-260 | 300-500 |
| Floor standing | EKHBRD-AC | 011 | heating only | | | | | | | | hot water + unpressurised solar | hot water | hot water + solar (opt.) |
| | | 014 | | | | | | | | | | | |
| | | 016 | | | | | | | | | | | |

## Daikin Altherma Flex Type

| | | | Outdoor | | | | | Domestic hot water tank optional | |
|---|---|---|---|---|---|---|---|---|---|
| | | | **EMRQ-A** | **EMRQ-A** | **EMRQ-A** | **EMRQ-A** | **EMRQ-A** | **EKHWP-B** | **EKHTS-AC** |
| **Indoor** | | **Range** | 8 | 10 | 12 | 14 | 16 | 300-500 | 200-260 |
| Floor standing | EKHVMRD-A | 50 | heating only | | | | | hot water + unpressurised solar | hot water |
| | | 80 | | | | | | | |
| | EKHVMYD-A | 50 | heating & cooling | | | | | | |
| | | 80 | | | | | | | |
| | EKHBRD-AC | 011 | heating only | | | | | | |
| | | 014 | | | | | | | |
| | | 016 | | | | | | | |



# Daikin Altherma hybrid heat pump, the natural combination

## Why choose Daikin Altherma hybrid heat pump?

- **Low running costs** for heating and domestic hot water compared to traditional boilers
- Low investment cost
- **Ideal for renovation** applications with 27 kW gas boiler and 5 or 7 kW heat pump
- Easy and fast installation




Gas condensing boiler



Heat pump indoor unit

Energy prices & Efficiency

MOST ECONOMICAL MODE
heat pump only
hybrid mode
gas only



Domestic hot water

### Low running costs

**1. Space heating**
Daikin Altherma hybrid heat pump smartly chooses between the heat pump and/or the gas boiler, possibly in simultaneous operation based on
› energy prices
› outdoor temperature
› the internal heat load
always selecting the most economical mode to operate.

**2. Domestic hot water: heated using gas condensing technology**
› Efficiency increase of up to 10-15% compared to traditional gas condensing boilers thanks to a special dual heat exchanger:
› cold tap water flows directly into the heat exchanger
› optimal and continuous condensing of the flue gases during domestic hot water preparation

# Marketing tools

› Visit our extranet: go to
extranet.daikineurope.com > Document library
› Visit the website:
http://www.daikineurope.com//hybrid




## Low investment cost

› No need to replace the existing radiators
(up to 80°C) and pipe work
› Compact dimensions: space needed for the new
system is very similar to that of an existing system

## Ideal for renovation applications

› All heat loads are covered up to 27 kW

## Easy and fast installation: 3 components

› Heat pump outdoor unit
› Heat pump indoor unit
› Gas condensing boiler

# Case Study

Replacing a gas boiler with a Daikin Altherma hybrid heat pump means saving on running costs for both space heating and the domestic hot water supply.
A running cost comparison is made based on below parameters for a typical Belgian winter.
Thanks to the hybrid principle, the most cost-efficient operation will be used no matter what the ambient outdoor temperature is.

## Conditions

| | |
|---|---|
| Heat load | 16 kW |
| Design temperature | -8°C |
| Space heating off temperature | 16°C |
| Maximum water temperature | 60°C |
| Minimum water temperature | 38°C |
| Gas price | 0.070 €/kWh |
| Electricity price (day) | 0.237 €/kWh |
| Electricity price (night) | 0.152 €/kWh |
| Total space heating requirement | 19,500 kWh |
| Total DHW heating requirement (4 persons) | 3,000 kWh |

Heat consumption during winter

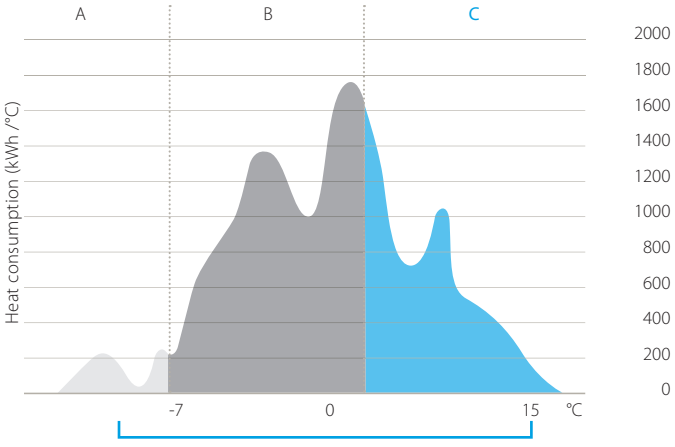


A Low temperature zone 100% use of gas boiler
B Mid temperature zone
Heat pump + gas boiler
C High temperature zone 100% use of heat pump

## Yearly savings: for space heating and domestic hot water

versus new gas condensing boiler **330 €/year**

**-19%**

versus existing gas condensing boiler **690 €/year**

**-32%**

# Daikin Altherma hybrid heat pump

## Hybrid technology combining gas and air to water heat pump for heating and hot water

› Depending on outdoor temperature, energy prices and internal heat load, Daikin Altherma hybrid heat pump always selects the most economical mode to operate
› Low investment cost: no need to replace the existing radiators (up to 80°C) and pipe work
› Provides sufficient heat in renovation applications as all heat loads are covered up to 27kW
› Easy and fast installation thanks to the compact dimensions and quick interconnections

| **Efficiency data** | | | | **EHYHBH + EVLQ** | **05AV32 + 05CV3** | **08AV32 + 08CV3** |
|---|---|---|---|---|---|---|
| Heating capacity | Min. | | | kW | 1.80 (1) / 1.80 (2) | |
| | Nom. | | | kW | 4.40 (1) / 4.03 (2) | 7.40 (1) / 6.89 (2) |
| | Max. | | | kW | 5.12 (1) / 4.90 (2) | 10.02 (1) / 9.53 (2) |
| Power input | Heating | Nom. | | kW | 0.87 (1) / 1.13 (2) | 1.66 (1) / 2.01 (2) |
| COP | | | | | 5.04 (1) / 3.58 (2) | 4.45 (1) / 3.42 (2) |

| **Indoor Unit** | | | | **EHYHBH** | **05AV32** | **08AV32** | **EHYKOMB33A2/3** |
|---|---|---|---|---|---|---|---|
| Gas | Consumption (G20) | Min-Max | | $m^3/h$ | - | | 0.78-3.39 |
| | Consumption (G25) | Min-Max | | $m^3/h$ | - | | 0.90-3.93 |
| | Consumption (G31) | Min-Max | | $m^3/h$ | - | | 0.30-1.29 |
| | Connection | Diameter | | mm | - | | 15 |
| Central heating | Heat input Qn (net calorific value) | Nom | Min-Max | kW | - | | 7.6-27 (3) |
| | Output Pn at 80/60°C | Min-Nom | | kW | - | | 8.2-26.6 (3) |
| | Efficiency | Net calorific value | | % | - | | 98 (4) / 107 (5) |
| | Operation range | Min-Max | | °C | - | | 15-80 |
| Domestic hot water | Output | Min-Nom | | kW | - | | 7.6-32.7 |
| | Water flow | Rate | Nom | l/min | - | | 9.0 / 15.0 |
| | Operation range | Min-Max | | °C | - | | 40-65 |
| Supply air | Connection | | | mm | - | | 100 |
| | Concentric | | | | - | | Yes |
| Flue gas | Connection | | | mm | - | | 60 |
| Casing | Colour | | | | White | | White - RAL9010 |
| | Material | | | | Precoated sheet metal | | |
| Dimensions | Unit | HeightxWidthxDepth | | mm | 902x450x164 | | 820x490x270 |
| Weight | Unit | | | kg | 30 | 31.2 | 36 |
| Power supply | Phase/Frequency/Voltage | | | Hz/V | - | | 1~/50/230 |
| Electrical power consumption | Max. | | | W | - | | 55 |
| | Standby | | | W | - | | 2 |
| Operation range | Heating | Ambient | Min.~Max. | °C | -25~25 | | - |
| | | Water side | Min.~Max. | °C | 25~55 | | - |
| Notes | | | | | - | | For water circuit central heating, safety valve: refer to EHYHB* |

| **Outdoor Unit** | | | | **EVLQ** | **05CV3** | **08CV3** |
|---|---|---|---|---|---|---|
| Dimensions | Unit | HeightxWidthxDepth | | mm | 735x832x307 | |
| Weight | Unit | | | kg | 54 | 56 |
| Compressor | Quantity | | | | 1 | |
| | Type | | | | Hermetically sealed swing compressor | |
| Operation range | Heating | Min.~Max. | | °CWB | -25~25 | |
| Refrigerant | Type / GWP | | | | R-410A / 2,087.5 | |
| | Charge | | | kg | 1.45 | 1.6 |
| | Charge | | | $TCO_2Eq$ | 3.0 | 3.3 |
| Sound power level | Heating | Nom. | | dBA | 61 | 62 |
| Sound pressure level | Heating | Nom. | | dBA | 48 | 49 |
| Power supply | Name/Phase/Frequency/Voltage | | | Hz/V | V3/1~/50/230 | |
| Current | Recommended fuses | | | A | 20 | |

(1) Condition: Ta DB/WB 7°C/6°C - LWC 35°C (DT = 5°C) (2) Condition: Ta DB/WB 7°C/6°C - LWC 45°C (Dt=5°C) (3) Values according to G20 (4) 80/60 (5) 40/30 (30%)

# Daikin Altherma hybrid heat pump

Hybrid technology combining gas and air to water heat pump for heating, **cooling** and hot water



EHYHBH/X-AV32 / EHYKOMB33A2/3



EVLQ-CV3

| Efficiency data | | | | EHYHBX + EVLQ |
|---|---|---|---|---|
| Heating capacity | Min. | | kW | 1.80 (1) / 1.80 (2) |
| | Nom. | | kW | 7.40 (1) / 6.89 (2) |
| | Max. | | kW | 10.02 (1) / 9.53 (2) |
| Cooling capacity | Min. | | kW | 2.50 (1) / 2.50 (2) |
| | Nom. | | kW | 6.86 (1) / 5.36 (2) |
| Power input | Heating | Nom. | kW | 1.66 (1) / 2.01 (2) |
| | Cooling | Nom. | kW | 2.01 (1) / 2.34 (2) |
| COP | | | | 4.45 (1) / 3.42 (2) |
| EER | | | | 3.42 (1) / 2.29 (2) |

| Indoor Unit | | | | EHYHBX | 08AV3 | EHYKOMB33A2/3 |
|---|---|---|---|---|---|---|
| Gas | Consumption (G20) | Min-Max | | $m^3/h$ | - | 0.78-3.39 |
| | Consumption (G25) | Min-Max | | $m^3/h$ | - | 0.90-3.93 |
| | Consumption (G31) | Min-Max | | $m^3/h$ | - | 0.30-1.29 |
| | Connection | Diameter | | mm | - | 15 |
| Central heating | Heat input Qn (net calorific value) | Nom | Min-Max | kW | - | 7.6-27 (3) |
| | Output Pn at 80/60°C | Min-Nom | | kW | - | 8.2-26.6 (3) |
| | Efficiency | Net calorific value | | % | - | 98 (4) / 107 (5) |
| | Operation range | Min-Max | | °C | - | 15~80 |
| Domestic hot water | Output | Min-Nom | | kW | - | 7.6-32.7 |
| | Water flow | Rate | Nom | l/min | - | 9.0 / 15.0 |
| | Operation range | Min/Max | | °C | - | 40~65 |
| Supply air | Connection | | | mm | - | 100 |
| | Concentric | | | | - | Yes |
| Flue gas | Connection | | | mm | - | 60 |
| Casing | Colour | | | | White | White - RAL9010 |
| | Material | | | | Precoated sheet metal | |
| Dimensions | Unit | HeightxWidthxDepth | | mm | 902x450x164 | 820x490x270 |
| Weight | Unit | | | kg | 31.2 | 36 |
| Power supply | Phase/Frequency/Voltage | | | Hz/V | - | 1~/50/230 |
| Electrical power consumption | Max. | | | W | - | 55 |
| | Standby | | | W | - | 2 |
| Operation range | Heating | Ambient | Min.~Max. | °C | -25~25 | - |
| | | Water side | Min.~Max. | °C | 25~55 | - |
| | Cooling | Ambient | Min.~Max. | °CDB | 10~43 | - |
| | | Water side | Min.~Max. | °C | 5~22 | - |
| Notes | | | | | - | For water circuit central heating, safety valve: refer to EHYHB* |

| Outdoor Unit | | | | EVLQ | 08CV3 |
|---|---|---|---|---|---|
| Dimensions | Unit | HeightxWidthxDepth | | mm | 735x832x307 |
| Weight | Unit | | | kg | 56 |
| Compressor | Quantity | | | | 1 |
| | Type | | | | Hermetically sealed swing compressor |
| Operation range | Heating | Min.~Max. | | °CWB | -25~25 |
| Refrigerant | Type / GWP | | | | R-410A / 2,087.5 |
| | Charge | | | kg | 1.6 |
| | Charge | | | $TCO_2Eq$ | 3.3 |
| Sound power level | Heating | Nom. | | dBA | 62 |
| Sound pressure level | Heating | Nom. | | dBA | 49 |
| Power supply | Name/Phase/Frequency/Voltage | | | Hz/V | V3/1~/50/230 |
| Current | Recommended fuses | | | A | 20 |

(1) Condition 1: cooling Ta 35°C - LWE 18°C (DT = 5°C); heating Ta DB/WB 7°C/6°C - LWC 35°C (DT = 5°C) (2) Condition 2: cooling Ta 35°C - LWE 7°C ( DT = 5°C); heating Ta DB/WB 7°C/6°C - LWC 45°C ( DT = 5°C )
(3) Values according to G20 (4) 80/60 (5) 40/30 (30%)



# Daikin Altherma ground source heat pump

## Why choose Daikin?

The simple answer is that it is more efficient than an on/off ground source heat pump. Due to high efficiencies resulting from our **inverter technology**, the Daikin Altherma ground source heat pump provides a **leading edge performance**.



### Highest seasonal efficiency thanks to our inverter heat pump technology

The Daikin inverter heat pump technology has been shown to provide an increase in seasonal efficiency of up to 20% when compared to traditional on/off ground source heat pumps.
Higher brine temperatures during continuous compressor operation, in partial load conditions
Less back up heater operation thanks to the boosting of the inverter compressor frequency.

### Quick and easy installation including a domestic hot water tank

Installation time is reduced up to 5 hours thanks to the compact designed unit that includes both the space heating and the brine expansion vessel.

### Flexibility covering multiple house types

Providing a solution which can cover heat loads from 3-12kW means replacement of a 6 to 12 KW range is possible with one single unit. This is not only a flexible solution but also space saving.

### No affected surroundings

Very limited outdoor space is required, except for the necessary space to prepare the excavation works.

## Marketing tools

› Visit our extranet: http://bit.ly/1txOuwj
› Visit the website:
http://www.daikineurope.com/groundsource



# Daikin Altherma ground source heat pump

## Ground source heat pump for heating & hot water

- Ground source heat pump technology uses stable geothermal energy, unaffected by the outside temperature
- Highest seasonal efficiency thanks to our inverter heat pump technology
- Quick and easy installation thanks to factory-fitted piping on top of the unit and reduced overall weight
- Integrated indoor unit: all-in-one floor standing unit including the domestic hot water tank
- User interface with thermostat function for higher comfort, quick commissioning, easy servicing and energy management to control energy consumption and costs



EGSQH-A9W

| **Indoor Unit** | | | | **EGSQH** | **10S18A9W** |
|---|---|---|---|---|---|
| Heating capacity | Min. | | | kW | 3.11 (1) / 2.47 (2) |
| | Nom. | | | kW | 10.2 (1) / 9.29 (2) |
| | Max. | | | kW | 13.0 (1) / 11.9 (2) |
| Power input | Nom. | | | kW | 2.34 (1) / 2.82 (2) |
| COP | | | | | 4.35 (1) / 3.29 (2) |
| Casing | Colour | | | | White |
| | Material | | | | Precoated sheet metal |
| Dimensions | Unit | HeightxWidthxDepth | | mm | 1,732x600x728 |
| Weight | Unit | | | kg | 210 |
| Tank | Water volume | | | l | 180 |
| | Insulation | Heat loss | | kWh/24h | 1.36 |
| | Corrosion protection | | | | Anode |
| Operation range | Installation space | Min.~Max. | | °C | 5~30 |
| | Brine side | Min.~Max. | | °C | -5~20 |
| | Heating | Water side | Min.~Max. | °C | 24~60 (heat pump)/24-65 (heat pump + back up heater) |
| | Domestic hot water | Water side | Min.~Max. | °C | (25~55 (heatpump)/25~60 (back up heater) |
| Refrigerant | Type / GWP | | | | R-410A / 2,087.5 |
| | Charge | | | kg | 1.8 |
| | Charge | | | $TCO_2Eq$ | 3.8 |
| Sound power level | Nom. | | | dBA | 46 |
| Sound pressure level | Nom. | | | dBA | 32 |
| Power supply | Name/Phase/Frequency/Voltage | | | Hz/V | 9W/3~/50/400 |
| Current | Recommended fuses | | | A | 25 |

(1) EWB/LWB 0°C/-3°C - LWC 35°C (DT=5°C) (2) EWB/LWB 0°C/-3°C - LWC 45°C (DT=5°C)



# Daikin Altherma low temperature
# The natural choice

## Why choose Daikin Altherma low temperature?

Daikin Altherma low temperature offers a wide range to adapt to your customer's needs.

- Ideal for **new builds**
- Heating, domestic hot water and cooling with optional solar support
- Capacities from 4 to 16 kW
- Combinable with **under floor heating**, heat pump convectors and low temperature radiators
- Easy control
- **Flexible solutions**: split floor standing, split wall mounted, monobloc

### Daikin Altherma low temperature split

› **Best seasonal efficiencies providing the highest savings on running costs**
› **Perfect fit for new builds, as well as for low-energy houses**



Integrated heating and hot water unit, saving installation space and time
› All components and connections factory-made
› Very small installation footprint required
› Minimum electrical input with constant availability of hot water
› Model with integrated bi-zone kit available from spring 2015



Integrated heating and hot water unit with extended flexibility
› Solar support of domestic hot water with unpressurised (drain-back) and pressurised solar system
› Lightweight plastic tank with exceptional hygienic benefits
› Bivalent option: combinable with a secondary heat source
› App control possible



Wall mounted indoor unit with optional solar energy
The best solution in specific situations:
› Ideal when no domestic hot water is required
› Combinable with a separate domestic hot water tank when solar energy is preferred.

### Daikin Altherma low temperature monobloc

› Everything combined in one outdoor
› Quick and easy installation as only water pipes run indoors from the outdoor unit
› Limited installation space required as only outdoor space is required
› Freeze protection of hydraulic parts

# Marketing tools

› Visit the extranet: go to extranet.daikineurope.com > Document library
› Visit the website: www.daikineurope.com/minisite/daikin_altherma_lt/
› Download the software: http://www.daikineurope.com/binaries/daikin_alth_tcm524-234758.zip
› Calculate your energy savings: http://ecocalc.daikin.eu/




Eco-calculator



# Case Study

Efficient partial-load operation is especially important for the temperature range where the highest heat output is required. Typically, 80% of the total heat output is required in an outdoor temperature range of -2°C to 10°C. Achieving high efficiencies in this temperature range, contributes strongly to high seasonal efficiencies.

› Largest part of heat output delivered at optimal efficiencies
› Less on/off operation when heat load becomes lower than the minimum capacity the heat pump can deliver, optimising efficiency and comfort
› Modulating range doubled vs standard air-to-water heat pumps
› New range delivers around 1kW additional in full-load condition at -7°C (+25%)

Typical application:

› Location: Paris
› Design temperature: -7°C
› Heat load: 7kW
› Heating off temperature: 16°C

Standard heat pump

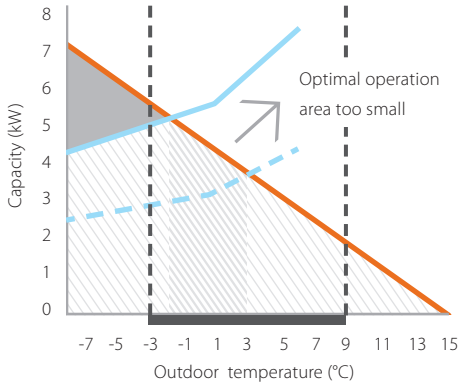


Daikin Altherma

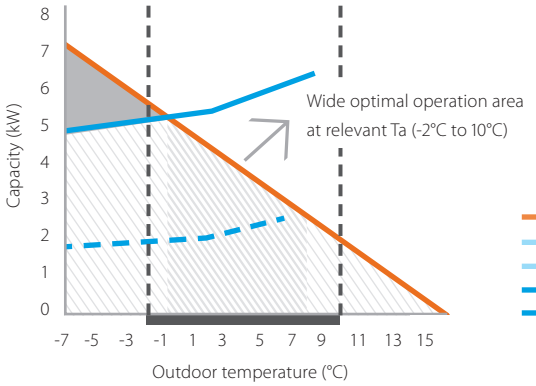


Resulting in the best possible effficiencies

heat load line
standard heat pump max capacity
standard heat pump min capacity
ERLQ006CAV3 max capacity
ERLQ006CAV3 min capacity

# Integrated bi-zone

## Optimum efficiency offering full flexibility in heat emitters

› Two different temperature zones can be automatically regulated by the same indoor unit

› Offers flexibility to the end user to combine different heat emitters
e.g. under floor heating and radiators while optimising the efficiency



Under floor heating at 35°C




# Available spring 2015

## Case study

### Typical application

Ground floor: under floor heating
First floor: low temperature radiators

### Required water temperature

› Under floor heating: 35°C
› Low temperature radiators: 45°C

### Bi-zone principle

Daikin Altherma low temperature is set at the maximum required water temperature, i.e. 45°C. A double water circuit is connected to the indoor unit

› 45°C water circuit for radiators: immediate supply from the indoor unit
› 35°C water circuit for under floor heating: mixing valve between indoor and water circuit, that mixes 45°C with the return water in the system to lower the temperature.

If there is only demand from the under floor heating circuit, the leaving water temperature of the Daikin Altherma will be lowered to 35°C in order to increase the efficiency of the heat pump.

# Daikin Altherma low temperature split

## Floor standing air to water heat pump for heating and hot water with thermal solar support

- Integrated solar unit, maximising renewable energy and offering top comfort in heating and hot water
- Solar support of domestic hot water with unpressurised (drain-back) solar system
- Lightweight plastic tank with exceptional hygienic benefits
- App control possible for managing heating and hot water operation
- Outdoor unit extracts heat from the outdoor air, even at -25°C




| Efficiency data | | | | EHSH + ERLQ | 04P30A + 004CV3 | 08P50A + 006CV3 | 08P30A + 006CV3 | 08P30A + 008CV3 | 08P50A + 008CV3 | 16P50A + 011CV3 | 16P50A + 011CW1 | 16P50A + 014CV3 | 16P50A + 014CW1 | 16P50A + 016CV3 | 16P50A + 016CW1 |
|---|---|---|---|---|---|---|---|---|---|---|---|---|---|---|---|
| Heating capacity | Min. | | kW | | 1.80 / 1.81 | 1.80 / 1.81 | 1.80 / 1.81 | 1.80 / 1.81 | 1.80 / 1.81 | - | | | | | |
| | Nom. | | kW | | 4.53 / 3.98 / 4.26 / 3.47 | 6.06 / 5.78 / 5.14 / 4.60 | 6.06 / 5.78 / 5.14 / 4.60 | 7.78 / 7.27 / 5.53 / 5.51 | 7.78 / 7.27 / 5.53 / 5.51 | 11.80 / 10.40 / 5.95 / 7.74 | 11.80 / 10.40 / 5.95 / 7.74 | 14.81 / 13.73 / 8.28 / 9.57 | 14.81 / 13.73 / 8.28 / 9.57 | 15.34 / 14.86 / 8.04 / 10.05 | 15.34 / 14.86 / 8.04 / 10.05 |
| | Max. | | kW | | 5.12 / 4.90 | 8.35 / 7.95 | 8.35 / 7.95 | 10.02 / 9.53 | 10.02 / 9.53 | 11.38 / 11.00 | 11.38 / 11.00 | 14.55 / 13.59 | 14.55 / 13.59 | 16.10 / 15.22 | 16.10 / 15.22 |
| Power input | Heating | Nom. | kW | | 0.87 / 1.04 / 1.49 / 0.85 | 1.30 / 1.58 / 1.88 / 1.26 | 1.30 / 1.58 / 1.88 / 1.26 | 1.69 / 2.04 / 1.98 / 1.56 | 1.69 / 2.04 / 1.98 / 1.56 | 2.57 / 3.13 / 2.43 / 2.35 | 2.57 / 3.13 / 2.43 / 2.35 | 3.42 / 4.07 / 3.17 / 2.93 | 3.42 / 4.07 / 3.17 / 2.93 | 3.42 / 4.07 / 3.17 / 2.93 | 3.42 / 4.07 / 3.17 / 2.93 |
| | | Max. | kW | | 1.12 / 1.44 | 1.99 / 2.32 | 1.99 / 2.32 | 2.54 / 2.96 | 2.54 / 2.96 | 2.64 / 3.25 | 2.64 / 3.25 | 3.43 / 4.22 | 3.43 / 4.22 | 3.83 / 4.71 | 3.83 / 4.71 |
| COP | | | | | 5.23 / 3.84 / 2.85 / 4.07 | 4.65 / 3.66 / 2.73 / 3.64 | 4.65 / 3.66 / 2.73 / 3.64 | 4.60 / 3.57 / 2.78 / 3.54 | 4.60 / 3.57 / 2.78 / 3.54 | 4.38 / 3.32 / 2.45 / 3.29 | 4.38 / 3.32 / 2.45 / 3.29 | 4.27 / 3.34 / 2.58 / 3.22 | 4.27 / 3.34 / 2.58 / 3.22 | 4.10 / 3.22 / 2.44 / 3.15 | 4.10 / 3.22 / 2.44 / 3.15 |

| Indoor Unit | | | | EHSH | 04P30A | 08P50A | 08P30A | 08P50A | 16P50A |
|---|---|---|---|---|---|---|---|---|---|
| Casing | Colour | | | | Traffic white (RAL9016) / Dark grey (RAL7011) | | | | |
| | Material | | | | Impact resistant polypropylene | | | | |
| Dimensions | Unit | HeightxWidthxDepth | mm | | 1,945x615x595 | 1,945x790x790 | 1,945x615x595 | 1,945x790x790 | |
| Weight | Unit | | kg | | 87 | 114 | 87 | 114 | 116 |
| Tank | Water volume | | l | | 300 | 500 | 300 | 500 | |
| | Maximum water temperature | | °C | | 85 | | | | |
| Sound power level | Nom. | | dBA | | 40 | | | | |
| Sound pressure level | Nom. | | dBA | | 28 | | | | |

| Outdoor Unit | | | | ERLQ | 004CV3 | 006CV3 | 008CV3 | 011CV3 | 011CW1 | 014CV3 | 014CW1 | 016CV3 | 016CW1 |
|---|---|---|---|---|---|---|---|---|---|---|---|---|---|
| Dimensions | Unit | HeightxWidthxDepth | mm | | 735x832x307 | | | 1,345x900x320 | | | | | |
| Weight | Unit | | kg | | 54 | 56 | | 113 | 114 | 113 | 114 | 113 | 114 |
| Compressor | Quantity | | | | 1 | | | | | | | | |
| | Type | | | | Hermetically sealed swing compressor | | | Hermetically sealed scroll compressor | | | | | |
| Operation range | Heating | Min.~Max. | °CWB | | -25~25 | | | -25~35 | | | | | |
| | Domestic hot water | Min.~Max. | °CDB | | -25~35 | | | -20~35 | | | | | |
| Refrigerant | Type / GWP | | | | R-410A / 2,087.5 | | | | | | | | |
| | Charge | | kg | | 1.45 | 1.6 | | 3.4 | | | | | |
| | Charge | | $TCO_2Eq$ | | 3.0 | 3.3 | | 7.1 | | | | | |
| Sound power level | Heating | Nom. | dBA | | 61 | | 62 | 64 | | | | 66 | |
| Sound pressure level | Heating | Nom. | dBA | | 48 | | 49 | 51 | | | | 52 | |
| Power supply | Name/Phase/Frequency/Voltage | | Hz/V | | V3/1~/50/230 | | | | W1/3N~/ 50/400 | V3/1~/ 50/230 | W1/3N~/ 50/400 | V3/1~/ 50/230 | W1/3N~/ 50/400 |
| Current | Recommended fuses | | A | | 20 | | | 40 | 20 | 40 | 20 | 40 | 20 |

(1) Condition 1: cooling Ta 35°C - LWE 18°C (DT = 5°C); heating Ta DB/WB 7°C/6°C - LWC 35°C (DT = 5°C) (2) Condition 2: cooling Ta 35°C - LWE 7°C ( DT = 5°C); heating Ta DB/WB 7°C/6°C - LWC 45°C ( DT = 5°C ) (3) EW 30°C; LW 35°C; ambient conditions: -7°CDB/-8°CWB (4) EW 30°C; LW 35°C; ambient conditions: 2°CDB/1°CWB

# Daikin Altherma low temperature split

## Floor standing air to water heat pump for bivalent heating and hot water with thermal solar support

› Bivalent system: combinable with a secondary heat source




EHSHB04-08P30A

EHSHB08-16P50A

ERLQ004-008CV3

| Efficiency data | | | | EHSHB + ERLQ | 04P30A + 004CV3 | 08P30A + 006CV3 | 08P50A + 006CV3 | 08P30A + 008CV3 | 08P50A + 008CV3 | 16P50A + 011CV3 | 16P50A + 011CW1 | 16P50A + 014CV3 | 16P50A + 014CW1 | 16P50A + 016CV3 | 16P50A + 016CW1 |
|---|---|---|---|---|---|---|---|---|---|---|---|---|---|---|---|
| Heating capacity | Min. | | kW | | 1.80 / 1.81 | 1.80 / 1.81 | 1.80 / 1.81 | 1.80 / 1.81 | 1.80 / 1.81 | - | | | | | |
| | Nom. | | kW | | 4.53 / 3.98 / 4.26 / 3.47 | 6.06 / 5.78 / 5.14 / 4.60 | 6.06 / 5.78 / 5.14 / 4.60 | 7.78 / 7.27 / 5.53 / 5.51 | 7.78 / 7.27 / 5.53 / 5.51 | 11.80 / 10.40 / 5.95 / 7.74 | 11.80 / 10.40 / 5.95 / 7.74 | 14.81 / 13.73 / 8.28 / 9.57 | 14.81 / 13.73 / 8.28 / 9.57 | 15.34 / 14.86 / 8.04 / 10.05 | 15.34 / 14.86 / 8.04 / 10.05 |
| | Max. | | kW | | 5.12 / 4.90 | 8.35 / 7.95 | 8.35 / 7.95 | 10.02 / 9.53 | 10.02 / 9.53 | 11.38 / 11.00 | 11.38 / 11.00 | 14.55 / 13.59 | 14.55 / 13.59 | 16.10 / 15.22 | 16.10 / 15.22 |
| Power input | Heating | Nom. | kW | | 0.87 / 1.04 / 1.49 / 0.85 | 1.30 / 1.58 / 1.88 / 1.26 | 1.30 / 1.58 / 1.88 / 1.26 | 1.69 / 2.04 / 1.98 / 1.56 | 1.69 / 2.04 / 1.98 / 1.56 | 2.57 / 3.13 / 2.43 / 2.35 | 2.57 / 3.13 / 2.43 / 2.35 | 3.42 / 4.07 / 3.17 / 2.93 | 3.42 / 4.07 / 3.17 / 2.93 | 3.42 / 4.07 / 3.17 / 2.93 | 3.42 / 4.07 / 3.17 / 2.93 |
| | | Max. | kW | | 1.12 / 1.44 | 1.99 / 2.32 | 1.99 / 2.32 | 2.54 / 2.96 | 2.54 / 2.96 | 2.64 / 3.25 | 2.64 / 3.25 | 3.43 / 4.22 | 3.43 / 4.22 | 3.83 / 4.71 | 3.83 / 4.71 |
| COP | | | | | 5.23 / 3.84 / 2.85 / 4.07 | 4.65 / 3.66 / 2.73 / 3.64 | 4.65 / 3.66 / 2.73 / 3.64 | 4.60 / 3.57 / 2.78 / 3.54 | 4.60 / 3.57 / 2.78 / 3.54 | 4.38 / 3.32 / 2.45 / 3.29 | 4.38 / 3.32 / 2.45 / 3.29 | 4.27 / 3.34 / 2.58 / 3.22 | 4.27 / 3.34 / 2.58 / 3.22 | 4.10 / 3.22 / 2.44 / 3.15 | 4.10 / 3.22 / 2.44 / 3.15 |
| EER | | | | | 4.21 / 2.85 | 3.65 / 2.51 | 3.65 / 2.51 | 3.65 / 2.51 | 3.65 / 2.51 | 3.32 / 2.72 | 3.32 / 2.72 | 2.96 / 2.47 | 2.96 / 2.47 | 2.72 / 2.29 | 2.72 / 2.29 |

| Indoor Unit | | | | EHSHB | 04P30A | 08P30A | 08P50A | 08P30A | 08P50A | 16P50A |
|---|---|---|---|---|---|---|---|---|---|---|
| Casing | Colour | | | | Traffic white (RAL9016) / Dark grey (RAL7011) | | | | | |
| | Material | | | | Impact resistant polypropylene | | | | | |
| Dimensions | Unit | HeightxWidthxDepth | mm | | 1,945x615x595 | | 1,945x790x790 | 1,945x615x595 | | 1,945x790x790 |
| Weight | Unit | | kg | | 92 | | 119 | 92 | 119 | 121 |
| Tank | Water volume | | l | | 300 | | 500 | 300 | | 500 |
| | Maximum water temperature | | °C | | | | | 85 | | |
| Sound power level | Nom. | | dBA | | | | | 40 | | |
| Sound pressure level | Nom. | | dBA | | | | | 28 | | |

| Outdoor Unit | | | | ERLQ | 004CV3 | 006CV3 | 008CV3 | 011CV3 | 011CW1 | 014CV3 | 014CW1 | 016CV3 | 016CW1 |
|---|---|---|---|---|---|---|---|---|---|---|---|---|---|
| Dimensions | Unit | HeightxWidthxDepth | mm | | 735x832x307 | | | 1,345x900x320 | | | | | |
| Weight | Unit | | kg | | 54 | 56 | | 113 | 114 | 113 | 114 | 113 | 114 |
| Compressor | Quantity | | | | 1 | | | | | | | | |
| | Type | | | | Hermetically sealed swing compressor | | | Hermetically sealed scroll compressor | | | | | |
| Operation range | Heating | Min.~Max. | °CWB | | -25~25 | | | -25~35 | | | | | |
| | Domestic hot water | Min.~Max. | °CDB | | -25~35 | | | -20~35 | | | | | |
| Refrigerant | Type / GWP | | | | R-410A / 2,087.5 | | | | | | | | |
| | Charge | | kg | | 1.45 | 1.6 | | 3.4 | | | | | |
| | Charge | | $TCO_2Eq$ | | 3.0 | 3.3 | | 7.1 | | | | | |
| Sound power level | Heating | Nom. | dBA | | 61 | | 62 | 64 | | | | 66 | |
| Sound pressure level | Heating | Nom. | dBA | | 48 | | 49 | 51 | | | | 52 | |
| Power supply | Name/Phase/Frequency/Voltage | | Hz/V | | V3/1~/50/230 | | | | W1/3N~/ 50/400 | V3/1~/ 50/230 | W1/3N~/ 50/400 | V3/1~/ 50/230 | W1/3N~/ 50/400 |
| Current | Recommended fuses | | A | | 20 | | | 40 | 20 | 40 | 20 | 40 | 20 |

(1) Condition 1: cooling Ta 35°C - LWE 18°C (DT = 5°C); heating Ta DB/WB 7°C/6°C - LWC 35°C (DT = 5°C) (2) Condition 2: cooling Ta 35°C - LWE 7°C ( DT = 5°C); heating Ta DB/WB 7°C/6°C - LWC 45°C ( DT = 5°C ) (3) EW 30°C; LW 35°C; ambient conditions: -7°CDB/-8°CWB (4) EW 30°C; LW 35°C; ambient conditions: 2°CDB/1°CWB

# Daikin Altherma low temperature split

## Floor standing air to water heat pump for heating, cooling and hot water with thermal solar support

- Integrated solar unit, maximising renewable energy and offering top comfort in heating, hot water and cooling
- Solar support of domestic hot water with unpressurised (drain-back) solar system
- Lightweight plastic tank with exceptional hygienic benefits
- App control possible for managing heating, hot water and cooling operation
- Outdoor unit extracts heat from the outdoor air, even at -25°C



EHSX04-08P30A



EHSX08-16P50A



ERLQ004-008CV3

| Efficiency data | | | | EHSX + ERLQ | 04P30A + 004CV3 | 08P30A + 006CV3 | 08P50A + 006CV3 | 08P50A + 008CV3 | 08P50A + 008CV3 | 16P50A + 011CV3 | 16P50A + 011CW1 | 16P50A + 014CV3 | 16P50A + 014CW1 | 16P50A + 016CV3 | 16P50A + 016CW1 |
|---|---|---|---|---|---|---|---|---|---|---|---|---|---|---|---|
| Heating capacity | Min. | | kW | | 1.80 (1) / 1.81 (2) | 1.80 (1) / 1.81 (2) | 1.80 (1) / 1.81 (2) | 1.80 (1) / 1.81 (2) | 1.80 (1) / 1.81 (2) | - | | | | | |
| | Nom. | | kW | | 4.53 (1) / 3.98 (2) / 4.26 (3) / 3.47 (4) | 6.06 (1) / 5.78 (2) / 5.14 (3) / 4.60 (4) | 6.06 (1) / 5.78 (2) / 5.14 (3) / 4.60 (4) | 7.78 (1) / 7.27 (2) / 5.53 (3) / 5.51 (4) | 7.78 (1) / 7.27 (2) / 5.53 (3) / 5.51 (4) | 11.80 (1) / 10.40 (2) / 5.95 (3) / 7.74 (4) | 11.80 (1) / 10.40 (2) / 5.95 (3) / 7.74 (4) | 14.81 (1) / 13.73 (2) / 8.28 (3) / 9.57 (4) | 14.81 (1) / 13.73 (2) / 8.28 (3) / 9.57 (4) | 15.34 (1) / 14.86 (2) / 8.04 (3) / 10.05 (4) | 15.34 (1) / 14.86 (2) / 8.04 (3) / 10.05 (4) |
| | Max. | | kW | | 5.12 (1) / 4.90 (2) | 8.35 (1) / 7.95 (2) | 8.35 (1) / 7.95 (2) | 10.02 (1) / 9.53 (2) | 10.02 (1) / 9.53 (2) | 11.38 (1) / 11.00 (2) | 11.38 (1) / 11.00 (2) | 14.55 (1) / 13.59 (2) | 14.55 (1) / 13.59 (2) | 16.10 (1) / 15.22 (2) | 16.10 (1) / 15.22 (2) |
| Cooling capacity | Min. | | kW | | 2.0 (1) / 2.1 (2) | 2.5 (1) / 2.6 (2) | 2.5 (1) / 2.6 (2) | 2.5 (1) / 2.6 (2) | 2.5 (1) / 2.6 (2) | 2.5 (1) / 2.6 (2) | 2.5 (1) / 2.6 (2) | 2.5 (1) / 2.6 (2) | 2.5 (1) / 2.6 (2) | - | |
| | Nom. | | kW | | 4.4 (1) / 4.0 (2) | 5.2 (1) / 4.6 (2) | 5.2 (1) / 4.6 (2) | 5.2 (1) / 4.6 (2) | 5.2 (1) / 4.6 (2) | 15.1 (1) / 11.7 (2) | 15.1 (1) / 11.7 (2) | 16.1 (1) / 12.6 (2) | 16.1 (1) / 12.6 (2) | 16.8 (1) / 13.1 (2) | 16.8 (1) / 13.1 (2) |
| | Max. | | kW | | 5.9 (1) / 4.5 (2) | 7.3 (1) / 5.5 (2) | 7.3 (1) / 5.5 (2) | 8.4 (1) / 6.4 (2) | 8.4 (1) / 6.4 (2) | 15.1 (1) / 11.7 (2) | 15.1 (1) / 11.7 (2) | 16.1 (1) / 12.6 (2) | 16.1 (1) / 12.6 (2) | 16.8 (1) / 13.1 (2) | 16.8 (1) / 13.1 (2) |
| Power input | Heating | Nom. | kW | | 0.87 / 1.04 / 1.49 / 0.85 | 1.30 / 1.58 / 1.88 / 1.26 | 1.30 / 1.58 / 1.88 / 1.26 | 1.69 / 2.04 / 1.98 / 1.56 | 1.69 / 2.04 / 1.98 / 1.56 | 2.57 / 3.13 / 2.43 / 2.35 | 2.57 / 3.13 / 2.43 / 2.35 | 3.42 / 4.07 / 3.17 / 2.93 | 3.42 / 4.07 / 3.17 / 2.93 | 3.42 / 4.07 / 3.17 / 2.93 | 3.42 / 4.07 / 3.17 / 2.93 |
| | | Max. | kW | | 1.12 (1) / 1.44 (2) | 1.99 (1) / 2.32 (2) | 1.99 (1) / 2.32 (2) | 2.54 (1) / 2.96 (2) | 2.54 (1) / 2.96 (2) | 2.64 (1) / 3.25 (2) | 2.64 (1) / 3.25 (2) | 3.43 (1) / 4.22 (2) | 3.43 (1) / 4.22 (2) | 3.83 (1) / 4.71 (2) | 3.83 (1) / 4.71 (2) |
| | Cooling | Nom. | kW | | 1.05 (1) / 1.41 (2) | 1.43 (1) / 1.85 (2) | 1.43 (1) / 1.85 (2) | 1.43 (1) / 1.85 (2) | 1.43 (1) / 1.85 (2) | 4.55 (1) / 4.30 (2) | 4.55 (1) / 4.30 (2) | 5.44 (1) / 5.10 (2) | 5.44 (1) / 5.10 (2) | 6.18 (1) / 5.72 (2) | 6.18 (1) / 5.72 (2) |
| | | Max. | kW | | 1.86 (1) / 2.04 (2) | 2.27 (1) / 2.51 (2) | 2.27 (1) / 2.51 (2) | 2.89 (1) / 3.20 (2) | 2.89 (1) / 3.20 (2) | 4.53 (1) / 4.31 (2) | 4.53 (1) / 4.31 (2) | 5.42 (1) / 5.09 (2) | 5.42 (1) / 5.09 (2) | 6.15 (1) / 5.74 (2) | 6.15 (1) / 5.74 (2) |
| COP | | | | | 5.23 (1) / 3.84 (2) / 2.85 (3) / 4.07 (4) | 4.65 (1) / 3.66 (2) / 2.73 (3) / 3.64 (4) | 4.65 (1) / 3.66 (2) / 2.73 (3) / 3.64 (4) | 4.60 (1) / 3.57 (2) / 2.78 (3) / 3.54 (4) | 4.60 (1) / 3.57 (2) / 2.78 (3) / 3.54 (4) | 4.38 (1) / 3.32 (2) / 2.45 (3) / 3.29 (4) | 4.38 (1) / 3.32 (2) / 2.45 (3) / 3.29 (4) | 4.27 (1) / 3.34 (2) / 2.58 (3) / 3.22 (4) | 4.27 (1) / 3.34 (2) / 2.58 (3) / 3.22 (4) | 4.10 (1) / 3.22 (2) / 2.44 (3) / 3.15 (4) | 4.10 (1) / 3.22 (2) / 2.44 (3) / 3.15 (4) |
| EER | | | | | 4.21 (1) / 2.85 (2) | 3.65 (1) / 2.51 (2) | 3.65 (1) / 2.51 (2) | 3.65 (1) / 2.51 (2) | 3.65 (1) / 2.51 (2) | 3.32 (1) / 2.72 (2) | 3.32 (1) / 2.72 (2) | 2.96 (1) / 2.47 (2) | 2.96 (1) / 2.47 (2) | 2.72 (1) / 2.29 (2) | 2.72 (1) / 2.29 (2) |

| Indoor Unit | | | | EHSX | 04P30A | 08P30A | 08P50A | 08P30A | 08P50A | 16P50A |
|---|---|---|---|---|---|---|---|---|---|---|
| Casing | Colour | | | | Traffic white (RAL9016) / Dark grey (RAL7011) | | | | | |
| | Material | | | | Impact resistant polypropylene | | | | | |
| Dimensions | Unit | HeightxWidthxDepth | mm | | 1,945x615x595 | | 1,945x790x790 | 1,945x615x595 | | 1,945x790x790 |
| Weight | Unit | | kg | | 87 | | 114 | 87 | 114 | 116 |
| Tank | Water volume | | l | | 300 | | 500 | 300 | | 500 |
| | Maximum water temperature | | °C | | 85 | | | | | |
| Sound power level | Nom. | | dBA | | 40 | | | | | |
| Sound pressure level | Nom. | | dBA | | 28 | | | | | |

| Outdoor Unit | | | | ERLQ | 004CV3 | 006CV3 | 008CV3 | 011CV3 | 011CW1 | 014CV3 | 014CW1 | 016CV3 | 016CW1 |
|---|---|---|---|---|---|---|---|---|---|---|---|---|---|
| Dimensions | Unit | HeightxWidthxDepth | mm | | 735x832x307 | | | 1,345x900x320 | | | | | |
| Weight | Unit | | kg | | 54 | 56 | | 113 | 114 | 113 | 114 | 113 | 114 |
| Compressor | Quantity | | | | 1 | | | | | | | | |
| | Type | | | | Hermetically sealed swing compressor | | | Hermetically sealed scroll compressor | | | | | |
| Operation range | Heating | Min.~Max. | °CWB | | -25~25 | | | -25~35 | | | | | |
| | Cooling | Min.~Max. | °CDB | | 10~43 | | | 10.0~46.0 | 10~46 | 10.0~46.0 | 10~46 | 10.0~46.0 | 10~46 |
| | Domestic hot water | Min.~Max. | °CDB | | -25~35 | | | -20~35 | | | | | |
| Refrigerant | Type / GWP | | | | R-410A / 2,087.5 | | | | | | | | |
| | Charge | | kg | | 1.45 | 1.6 | | 3.4 | | | | | |
| | Charge | | $TCO_2Eq$ | | 3.0 | 3.3 | | 7.1 | | | | | |
| Sound power level | Heating | Nom. | dBA | | 61 | | 62 | 64 | | | | 66 | |
| | Cooling | Nom. | dBA | | 63 | | | 64 | | 66 | | 69 | |
| Sound pressure level | Heating | Nom. | dBA | | 48 | | 49 | 51 | | | | 52 | |
| | Cooling | Nom. | dBA | 48 | 49 | | 50 | 50 | | 52 | | 54 | |
| Power supply | Name/Phase/Frequency/Voltage | | Hz/V | | V3/1~/50/230 | | | | W1/3N~/ 50/400 | V3/1~/ 50/230 | W1/3N~/ 50/400 | V3/1~/50/230 | W1/3N~/ 50/400 |
| Current | Recommended fuses | | A | | 20 | | | 40 | 20 | 40 | 20 | 40 | 20 |

(1) Condition 1: cooling Ta 35°C - LWE 18°C (DT = 5°C); heating Ta DB/WB 7°C/6°C - LWC 35°C (DT = 5°C) (2) Condition 2: cooling Ta 35°C - LWE 7°C ( DT = 5°C); heating Ta DB/WB 7°C/6°C - LWC 45°C ( DT = 5°C ) (3) EW 30°C; LW 35°C; ambient conditions: -7°CDB/-8°CWB (4) EW 30°C; LW 35°C; ambient conditions: 2°CDB/1°CWB

# Daikin Altherma low temperature split

## Floor standing air to water heat pump for bivalent heating, cooling and hot water with thermal solar support

› Bivalent system: combinable with a secondary heat source



EHSXB04-08P30A



EHSXB08-16P50A



ERLQ004-008CV3

| Efficiency data | | | | EHSXB + ERLQ | 04P30A + 004CV3 | 08P30A + 006CV3 | 08P50A + 006CV3 | 08P30A + 008CV3 | 08P50A + 008CV3 | 16P50A + 011CV3 | 16P50A + 011CW1 | 16P50A + 014CV3 | 16P50A + 014CW1 | 16P50A + 016CV3 | 16P50A + 016CW1 |
|---|---|---|---|---|---|---|---|---|---|---|---|---|---|---|---|
| Heating capacity | Min. | | kW | | 1.80 (1) / 1.81 (2) | 1.80 (1) / 1.81 (2) | 1.80 (1) / 1.81 (2) | 1.80 (1) / 1.81 (2) | 1.80 (1) / 1.81 (2) | - | | | | | |
| | Nom. | | kW | | 4.53 (1) / 3.98 (2) / 4.26 (3) / 3.47 (4) | 6.06 (1) / 5.78 (2) / 5.14 (3) / 4.60 (4) | 6.06 (1) / 5.78 (2) / 5.14 (3) / 4.60 (4) | 7.78 (1) / 7.27 (2) / 5.53 (3) / 5.51 (4) | 7.78 (1) / 7.27 (2) / 5.53 (3) / 5.51 (4) | 11.80 (1) / 10.40 (2) / 5.95 (3) / 7.74 (4) | 11.80 (1) / 10.40 (2) / 5.95 (3) / 7.74 (4) | 14.81 (1) / 13.73 (2) / 8.28 (3) / 9.57 (4) | 14.81 (1) / 13.73 (2) / 8.28 (3) / 9.57 (4) | 15.34 (1) / 14.86 (2) / 8.04 (3) / 10.05 (4) | 15.34 (1) / 14.86 (2) / 8.04 (3) / 10.05 (4) |
| | Max. | | kW | | 5.12 (1) / 4.90 (2) | 8.35 (1) / 7.95 (2) | 8.35 (1) / 7.95 (2) | 10.02 (1) / 9.53 (2) | 10.02 (1) / 9.53 (2) | 11.38 (1) / 11.00 (2) | 11.38 (1) / 11.00 (2) | 14.55 (1) / 13.59 (2) | 14.55 (1) / 13.59 (2) | 16.10 (1) / 15.22 (2) | 16.10 (1) / 15.22 (2) |
| Cooling capacity | Min. | | kW | | 2.0 (1) / 2.1 (2) | 2.5 (1) / 2.6 (2) | 2.5 (1) / 2.6 (2) | 2.5 (1) / 2.6 (2) | 2.5 (1) / 2.6 (2) | 2.5 (1) / 2.6 (2) | 2.5 (1) / 2.6 (2) | 2.5 (1) / 2.6 (2) | 2.5 (1) / 2.6 (2) | - | |
| | Nom. | | kW | | 4.4 (1) / 4.0 (2) | 5.2 (1) / 4.6 (2) | 5.2 (1) / 4.6 (2) | 5.2 (1) / 4.6 (2) | 5.2 (1) / 4.6 (2) | 15.1 (1) / 11.7 (2) | 15.1 (1) / 11.7 (2) | 16.1 (1) / 12.6 (2) | 16.1 (1) / 12.6 (2) | 16.8 (1) / 13.1 (2) | 16.8 (1) / 13.1 (2) |
| | Max. | | kW | | 5.9 (1) / 4.5 (2) | 7.3 (1) / 5.5 (2) | 7.3 (1) / 5.5 (2) | 8.4 (1) / 6.4 (2) | 8.4 (1) / 6.4 (2) | 15.1 (1) / 11.7 (2) | 15.1 (1) / 11.7 (2) | 16.1 (1) / 12.6 (2) | 16.1 (1) / 12.6 (2) | 16.8 (1) / 13.1 (2) | 16.8 (1) / 13.1 (2) |
| Power input | Heating | Nom. | kW | | 0.87 (1) / 1.04 (2) / 1.49 (3) / 0.85 (4) | 1.30 (1) / 1.58 (2) / 1.88 (3) / 1.26 (4) | 1.30 (1) / 1.58 (2) / 1.88 (3) / 1.26 (4) | 1.69 (1) / 2.04 (2) / 1.98 (3) / 1.56 (4) | 1.69 (1) / 2.04 (2) / 1.98 (3) / 1.56 (4) | 2.57 (1) / 3.13 (2) / 2.43 (3) / 2.35 (4) | 2.57 (1) / 3.13 (2) / 2.43 (3) / 2.35 (4) | 3.42 (1) / 4.07 (2) / 3.17 (3) / 2.93 (4) | 3.42 (1) / 4.07 (2) / 3.17 (3) / 2.93 (4) | 3.42 (1) / 4.07 (2) / 3.17 (3) / 2.93 (4) | 3.42 (1) / 4.07 (2) / 3.17 (3) / 2.93 (4) |
| | | Max. | kW | | 1.12 (1) / 1.44 (2) | 1.99 (1) / 2.32 (2) | 1.99 (1) / 2.32 (2) | 2.54 (1) / 2.96 (2) | 2.54 (1) / 2.96 (2) | 2.64 (1) / 3.25 (2) | 2.64 (1) / 3.25 (2) | 3.43 (1) / 4.22 (2) | 3.43 (1) / 4.22 (2) | 3.83 (1) / 4.71 (2) | 3.83 (1) / 4.71 (2) |
| | Cooling | Nom. | kW | | 1.05 (1) / 1.41 (2) | 1.43 (1) / 1.85 (2) | 1.43 (1) / 1.85 (2) | 1.43 (1) / 1.85 (2) | 1.43 (1) / 1.85 (2) | 4.55 (1) / 4.30 (2) | 4.55 (1) / 4.30 (2) | 5.44 (1) / 5.10 (2) | 5.44 (1) / 5.10 (2) | 6.18 (1) / 5.72 (2) | 6.18 (1) / 5.72 (2) |
| | | Max. | kW | | 1.86 (1) / 2.04 (2) | 2.27 (1) / 2.51 (2) | 2.27 (1) / 2.51 (2) | 2.89 (1) / 3.20 (2) | 2.89 (1) / 3.20 (2) | 4.53 (1) / 4.31 (2) | 4.53 (1) / 4.31 (2) | 5.42 (1) / 5.09 (2) | 5.42 (1) / 5.09 (2) | 6.15 (1) / 5.74 (2) | 6.15 (1) / 5.74 (2) |
| COP | | | | | 5.23 (1) / 3.84 (2) / 2.85 (3) / 4.07 (4) | 4.65 (1) / 3.66 (2) / 2.73 (3) / 3.64 (4) | 4.65 (1) / 3.66 (2) / 2.73 (3) / 3.64 (4) | 4.60 (1) / 3.57 (2) / 2.78 (3) / 3.54 (4) | 4.60 (1) / 3.57 (2) / 2.78 (3) / 3.54 (4) | 4.38 (1) / 3.32 (2) / 2.45 (3) / 3.29 (4) | 4.38 (1) / 3.32 (2) / 2.45 (3) / 3.29 (4) | 4.27 (1) / 3.34 (2) / 2.58 (3) / 3.22 (4) | 4.27 (1) / 3.34 (2) / 2.58 (3) / 3.22 (4) | 4.10 (1) / 3.22 (2) / 2.44 (3) / 3.15 (4) | 4.10 (1) / 3.22 (2) / 2.44 (3) / 3.15 (4) |
| EER | | | | | 4.21 (1) / 2.85 (2) | 3.65 (1) / 2.51 (2) | 3.65 (1) / 2.51 (2) | 3.65 (1) / 2.51 (2) | 3.65 (1) / 2.51 (2) | 3.32 (1) / 2.72 (2) | 3.32 (1) / 2.72 (2) | 2.96 (1) / 2.47 (2) | 2.96 (1) / 2.47 (2) | 2.72 (1) / 2.29 (2) | 2.72 (1) / 2.29 (2) |

| Indoor Unit | | | | EHSXB | 04P30A | 08P30A | 08P50A | 08P30A | 08P50A | 16P50A |
|---|---|---|---|---|---|---|---|---|---|---|
| Casing | Colour | | | | Traffic white (RAL9016) / Dark grey (RAL7011) | | | | | |
| | Material | | | | Impact resistant polypropylene | | | | | |
| Dimensions | Unit | HeightxWidthxDepth | mm | | 1,945x615x595 | | 1,945x790x790 | 1,945x615x595 | | 1,945x790x790 |
| Weight | Unit | | kg | | 92 | | 119 | 92 | 119 | 121 |
| Tank | Water volume | | l | | 300 | | 500 | 300 | | 500 |
| | Maximum water temperature | | °C | | 85 | | | | | |
| Operation range | Domestic hot water | Water side Min.~Max. | °C | | 25~55 | | | | | |
| Sound power level | Nom. | | dBA | | 40 | | | | | |
| Sound pressure level | Nom. | | dBA | | 28 | | | | | |

| Outdoor Unit | | | | ERLQ | 004CV3 | 006CV3 | 008CV3 | 011CV3 | 011CW1 | 014CV3 | 014CW1 | 016CV3 | 016CW1 |
|---|---|---|---|---|---|---|---|---|---|---|---|---|---|
| Dimensions | Unit | HeightxWidthxDepth | mm | | 735x832x307 | | | 1,345x900x320 | | | | | |
| Weight | Unit | | kg | | 54 | 56 | | 113 | 114 | 113 | 114 | 113 | 114 |
| Compressor | Quantity | | | | 1 | | | | | | | | |
| | Type | | | | Hermetically sealed swing compressor | | | Hermetically sealed scroll compressor | | | | | |
| Operation range | Heating | Min.~Max. | °CWB | | -25~25 | | | -25~35 | | | | | |
| | Cooling | Min.~Max. | °CDB | | 10~43 | | | 10.0~46.0 | 10~46 | 10.0~46.0 | 10~46 | 10.0~46.0 | 10~46 |
| | Domestic hot water | Min.~Max. | °CDB | | -25~35 | | | -20~35 | | | | | |
| Refrigerant | Type / GWP | | | | R-410A / 2,087.5 | | | | | | | | |
| | Charge | | kg | | 1.45 | 1.6 | | 3.4 | | | | | |
| | Charge | | $TCO_2Eq$ | | 3.0 | 3.3 | | 7.1 | | | | | |
| Sound power level | Heating | Nom. | dBA | | 61 | | 62 | 64 | | | | 66 | |
| | Cooling | Nom. | dBA | | 63 | | | 64 | | 66 | | 69 | |
| Sound pressure level | Heating | Nom. | dBA | | 48 | | 49 | 51 | | | | 52 | |
| | Cooling | Nom. | dBA | 48 | 49 | | 50 | 50 | | 52 | | 54 | |
| Power supply | Name/Phase/Frequency/Voltage | | Hz/V | | V3/1~/50/230 | | | | W1/3N~/ 50/400 | V3/1~/ 50/230 | W1/3N~/ 50/400 | V3/1~/5 0/230 | W1/3N~/ 50/400 |
| Current | Recommended fuses | | A | | 20 | | | 40 | 20 | 40 | 20 | 40 | 20 |

(1) Condition 1: cooling Ta 35°C - LWE 18°C (DT = 5°C); heating Ta DB/WB 7°C/6°C - LWC 35°C (DT = 5°C) (2) Condition 2: cooling Ta 35°C - LWE 7°C ( DT = 5°C); heating Ta DB/WB 7°C/6°C - LWC 45°C ( DT = 5°C )
(3) EW 30°C; LW 35°C; ambient conditions: -7°CDB/-8°CWB (4) EW 30°C; LW 35°C; ambient conditions: 2°CDB/1°CWB

# Daikin Altherma low temperature split




## Floor standing air to water heat pump for heating and hot water, ideal for low energy houses

- Perfect fit for new built as well as for low energy houses
- Best seasonal efficiencies, providing the highest savings on running costs
- Integrated indoor unit: all-in-one floor standing unit including the domestic hot water tank
- Energy efficient heating only system based on air to water heat pump technology
- Flexible configuration with respect to heat emitters
- Outdoor unit extracts heat from the outdoor air, even at -25°C

| **Efficiency data** | | | | **EHVH + ERLQ** | **04S18CB3V + 004CV3** | **08S18CB3V / 08S26CB9W + 006CV3** | **08S18CB3V / 08S26CB9W + 008CV3** | **11S18CB3V / 11S26CB9W + 011CV3** | **16S18CB3V / 16S26CB9W + 014CV3** | **16S18CB3V / 16S26CB9W + 016CV3** | **11S18CB3V / 11S26CB9W + 011CW1** | **16S18CB3V / 16S26CB9W + 014CW1** | **16S18CB3V / 16S26CB9W + 016CW1** |
|---|---|---|---|---|---|---|---|---|---|---|---|---|---|
| Heating capacity | Min. | | | kW | 1.80 (1) / 1.80 (2) | | | - | | | | | |
| | Nom. | | | kW | 4.40 (1) / 4.03 (2) | 6.00 (1) / 5.67 (2) | 7.40 (1) / 6.89 (2) | 11.2 (1) / 11.00 (2) | 14.5 (1) / 13.60 (2) | 16 (1) / 15.20 (2) | 11.2 (1) / 11.00 (2) | 14.5 (1) / 13.60 (2) | 16 (1) / 15.20 (2) |
| | Max. | | | kW | 5.12 (1) / 4.90 (2) | 8.35 (1) / 7.95 (2) | 10.02 (1) / 9.53 (2) | 8.6 (3) / 8.60 (4) | 10.6 (3) / 10.80 (4) | 11.4 (3) / 10.90 (4) | 8.6 (3) / 8.60 (4) | 10.6 (3) / 10.80 (4) | 11.4 (3) / 10.90 (4) |
| Power input | Heating | Nom. | | kW | 0.87 (1) / 1.13 (2) | 1.27 (1) / 1.59 (2) | 1.66 (1) / 2.01 (2) | 2.43 (1) / 3.10 (2) | 3.37 (1) / 4.10 (2) | 3.76 (1) / 4.66 (2) | 2.43 (1) / 3.10 (2) | 3.37 (1) / 4.10 (2) | 3.76 (1) / 4.66 (2) |
| | | Max. | | kW | - | | | 3.13 (3) / 4.10 (4) | 4.00 (3) / 5.19 (4) | 4.32 (3) / 5.22 (4) | 3.13 (3) / 4.10 (4) | 4.00 (3) / 5.19 (4) | 4.32 (3) / 5.22 (4) |
| Nominal efficiency | COP | | | | 5.04 (1) / 3.58 (2) | 4.74 (1) / 3.56 (2) | 4.45 (1) / 3.42 (2) | 4.6 (1) / 2.75 (3) / 3.55 (2) / 2.10 (4) | 4.3 (1) / 2.65 (3) / 3.32 (2) / 2.08 (4) | 4.25 (1) / 2.64 (3) / 3.26 (2) / 2.09 (4) | 4.6 (1) / 2.75 (3) / 3.55 (2) / 2.10 (4) | 4.3 (1) / 2.65 (3) / 3.32 (2) / 2.08 (4) | 4.25 (1) / 2.64 (3) / 3.26 (2) / 2.09 (4) |

| **Indoor unit** | | | | **EHVH** | **04S18CB3V** | **08S18CB3V / 08S26CB9W** | **11S18CB3V 11S26CB9W** | **16S18CB3V / 16S26CB9W** | **11S18CB3V / 11S26CB9W** | **16S18CB3V / 16S26CB9W** |
|---|---|---|---|---|---|---|---|---|---|---|
| Casing | Colour | | | | White | | | | | |
| | Material | | | | Precoated sheet metal | | | | | |
| Dimensions | Unit | HeightxWidthxDepth | | mm | 1,732x600x728 | | | | | |
| Weight | Unit | | | kg | 116 | 117/126 | 117/126 | 118/127 | 117/126 | 118/127 |
| Tank | Water volume | | | l | 180 | 180/260 | | | | |
| | Insulation | Heat loss | | kWh/24h | 1.4 | 1.4/1.9 | | | | |
| | Corrosion protection | | | | Anode | | | | | |
| Sound power level | Cooling | | | dBA | 42 | | - | | | |
| Sound pressure level | Cooling | Nom. | | dBA | 28 | | - | | | |

| **Outdoor unit** | | | | **ERLQ** | **004CV3** | **006CV3** | **008CV3** | **011CV3** | **014CV3** | **016CV3** | **011CW1** | **014CW1** | **016CW1** |
|---|---|---|---|---|---|---|---|---|---|---|---|---|---|
| Dimensions | Unit | HeightxWidthxDepth | | mm | 735x832x307 | | | 1,345x900x320 | | | | | |
| Weight | Unit | | | kg | 54 | 56 | | 113 | | | 114 | | |
| Operation range | Heating | Ambient | Min.~Max. | °CDB | -25~25 | | | -25~35 | | | | | |
| | Domestic hot water | Ambient | Min.~Max. | °CWB | -25~35 | | | -20~35 | | | | | |
| Refrigerant | Type / GWP | | | | R-410A / 2,087.5 | | | | | | | | |
| | Charge | | | kg | 1.45 | 1.6 | | 3.4 | | | | | |
| | Charge | | | $TCO_2Eq$ | 3.0 | 3.3 | | 7.1 | | | | | |
| Sound power level | Heating | | | dBA | 61 | | 62 | 64 | | 66 | 64 | | 66 |
| Sound pressure level | Heating | Nom. | | dBA | 48 | | 49 | 51 | | 52 | 51 | | 52 |
| Power supply | Phase / Frequency / Voltage | | | Hz / V | V3/1~/50/230 | | | | | | W1/3N~/50/400 | | |
| Current - 50Hz | Maximum fuse amps (MFA) | | | A | 20 | | | 40 | | | 20 | | |

(1) Condition 1: cooling Ta 35°C - LWE 18°C (DT = 5°C); heating Ta DB/WB 7°C/6°C - LWC 35°C (DT = 5°C) (2) Condition 2: cooling Ta 35°C - LWE 7°C ( DT = 5°C); heating Ta DB/WB 7°C/6°C - LWC 45°C ( DT = 5°C ) (3) Condition 3: heating Ta DB -7°C (RH85%) - LWC 35°C (4) Condition 4: heating Ta DB -7°C (RH85%) - LWC 45°C

# Daikin Altherma low temperature split




| Efficiency data | | | | EHVH + ERHQ | 11S18CB3V / 11S26CB9W + 011BV3 | 16S18CB3V / 16S26CB9W + 014BV3 | 16S18CB3V / 16S26CB9W + 016BV3 | 11S18CB3V / 11S26CB9W + 011BW1 | 16S18CB3V / 16S26CB9W + 014BW1 | 16S18CB3V / 16S26CB9W + 016BW1 |
|---|---|---|---|---|---|---|---|---|---|---|
| Heating capacity | Nom. | | | kW | 11.2 (1) / 10.3 (2) | 14.0 (1) / 13.1 (2) | 16.0 (1) / 15.2 (2) | 11.32 (1) / 10.98 (2) | 14.50 (1) / 13.57 (2) | 16.05 (1) / 15.11 (2) |
| Power input | Heating | Nom. | | kW | 2.55 (1) / 3.17 (2) | 3.26 (1) / 4.04 (2) | 3.92 (1) / 4.75 (2) | 2.63 (1) / 3.24 (2) | 3.42 (1) / 4.21 (2) | 3.82 (1) / 4.69 (2) |
| Nominal efficiency | COP | | | | 4.39 (1) / 3.25 (2) | 4.29 (1) / 3.24 (2) | 4.08 (1) / 3.20 (2) | 4.30 (1) / 3.39 (2) | 4.24 (1) / 3.22 (2) | 4.20 (1) / 3.22 (2) |

| Indoor unit | | | | EHVH | 11S18CB3V / 11S26CB9W | 16S18CB3V / 16S26CB9W | 11S18CB3V / 11S26CB9W | 16S18CB3V / 16S26CB9W |
|---|---|---|---|---|---|---|---|---|
| Casing | Colour | | | | White | | | |
| | Material | | | | Precoated sheet metal | | | |
| Dimensions | Unit | HeightxWidthxDepth | | mm | 1,732x600x728 | | | |
| Weight | Unit | | | kg | 117/126 | 118/127 | 117/126 | 118/127 |
| Sound power level | Cooling | | | dBA | - | | | |
| Sound pressure level | Cooling | Nom. | | dBA | - | | | |

| Outdoor unit | | | | ERHQ | 011BV3 | 014BV3 | 016BV3 | 011BW1 | 014BW1 | 016BW1 |
|---|---|---|---|---|---|---|---|---|---|---|
| Dimensions | Unit | HeightxWidthxDepth | | mm | 1,170x900x320 | | | 1,345x900x320 | | |
| Weight | Unit | | | kg | 103 | | | 108 | | |
| Operation range | Heating | Ambient | Min.~Max. | °CDB | -20~35 | | | | | |
| | Domestic hot water | Ambient | Min.~Max. | °CWB | -20~35 | | | | | |
| Refrigerant | Type / GWP | | | | R-410A / 2,087.5 | | | | | |
| | Charge | | | kg | 2.7 | | | 2.95 | | |
| | Charge | | | $TCO_2Eq$ | 5.6 | | | 6.2 | | |
| Sound power level | Heating | | | dBA | 64 | | 66 | 64 | | 66 |
| Sound pressure level | Heating | Nom. | | dBA | 49 | 51 | 53 | 51 | | 52 |
| Power supply | Phase / Frequency / Voltage | | | Hz / V | V3/1~/50/230 | | | W1/3N~/50/400 | | |
| Current - 50Hz | Maximum fuse amps (MFA) | | | A | 32 | | | 20 | | |

(1) DB/WB 7°C/6°C - LWC 35°C (DT=5°C) - (2) DB/WB 7°C/6°C - LWC 45°C (Dt=5°C)

# Daikin Altherma low temperature split




## Floor standing air to water heat pump for heating, cooling and hot water, ideal for low energy houses

- Perfect fit for new built as well as for low energy houses
- Best seasonal efficiencies, providing the highest savings on running costs
- Integrated indoor unit: all-in-one floor standing unit including the domestic hot water tank
- Energy efficient heating and cooling system based on air to water heat pump technology
- Flexible configuration with respect to heat emitters
- Outdoor unit extracts heat from the outdoor air, even at -25°C

| Efficiency data | | | | EHVX + ERLQ | 04S18CB3V + 004CV3 | 08S18CB3V / 08S26CB9W + 006CV3 | 08S18CB3V / 08S26CB9W + 008CV3 | 11S18CB3V / 11S26CB9W + 011CV3 | 16S18CB3V / 16S26CB9W + 014CV3 | 16S18CB3V / 16S26CB9W + 016CV3 | 11S18CB3V / 11S26CB9W + 011CW1 | 16S18CB3V / 16S26CB9W + 014CW1 | 16S18CB3V / 16S26CB9W + 016CW1 |
|---|---|---|---|---|---|---|---|---|---|---|---|---|---|
| Heating capacity | Min. | | kW | | 1.80 (1) / 1.80 (2) | | | - | | | | | |
| | Nom. | | kW | | 4.40 (1) / 4.03 (2) | 6.00 (1) / 5.67 (2) | 7.40 (1) / 6.89 (2) | 11.2 (1) / 11.00 (2) | 14.5 (1) / 13.60 (2) | 16 (1) / 15.20 (2) | 11.2 (1) / 11.00 (2) | 14.5 (1) / 13.60 (2) | 16 (1) / 15.20 (2) |
| | Max. | | kW | | 5.12 (1) / 4.90 (2) | 8.35 (1) / 7.95 (2) | 10.02 (1) / 9.53 (2) | 8.6 (3) / 8.60 (4) | 10.6 (3) / 10.80 (4) | 11.4 (3) / 10.90 (4) | 8.6 (3) / 8.60 (4) | 10.6 (3) / 10.80 (4) | 11.4 (3) / 10.90 (4) |
| Cooling capacity | Min. | | | | 2.00 (1) / 2.00 (2) | 2.50 (1) / 2.50 (2) | | - | | | | | |
| | Nom. | | | | 4.08 (1) / 4.17 (2) | 5.88 (1) / 4.84 (2) | 6.20 (1) / 5.36 (2) | 12.13 (1) / 11.72 (2) | 12.72 (1) / 12.55 (2) | 13.79 (1) / 13.12 (2) | 12.13 (1) / 11.72 (2) | 12.72 (1) / 12.55 (2) | 13.79 (1) / 13.12 (2) |
| Power input | Heating | Nom. | kW | | 0.87 (1) / 1.13 (2) | 1.27 (1) / 1.59 (2) | 1.66 (1) / 2.01 (2) | 2.43 (1) / 3.10 (2) | 3.37 (1) / 4.10 (2) | 3.76 (1) / 4.66 (2) | 2.43 (1) / 3.10 (2) | 3.37 (1) / 4.10 (2) | 3.76 (1) / 4.66 (2) |
| | | Max. | kW | | - | | | 3.13 (3) / 4.10 (4) | 4.00 (3) / 5.19 (4) | 4.32 (3) / 5.22 (4) | 3.13 (3) / 4.10 (4) | 4.00 (3) / 5.19 (4) | 4.32 (3) / 5.22 (4) |
| | Cooling | Nom. | kW | | 0.90 (1) / 1.80 (2) | 1.51 (1) / 2.07 (2) | 1.64 (1) / 2.34 (2) | 3.05 (1) / 4.31 (2) | 3.21 (1) / 5.08 (2) | 3.74 (1) / 5.73 (2) | 3.05 (1) / 4.31 (2) | 3.21 (1) / 5.08 (2) | 3.74 (1) / 5.73 (2) |
| Nominal efficiency | COP | | | | 5.04 (1) / 3.58 (2) | 4.74 (1) / 3.56 (2) | 4.45 (1) / 3.42 (2) | 4.6 (1) / 2.75 (3) / 3.55 (2) / 2.10 (4) | 4.3 (1) / 2.65 (3) / 3.32 (2) / 2.08 (4) | 4.25 (1) / 2.64 (3) / 3.26 (2) / 2.09 (4) | 4.6 (1) / 2.75 (3) / 3.55 (2) / 2.10 (4) | 4.3 (1) / 2.65 (3) / 3.32 (2) / 2.08 (4) | 4.25 (1) / 2.64 (3) / 3.26 (2) / 2.09 (4) |
| | EER | | | | 4.55 (1) / 2.32 (2) | 3.89 (1) / 2.34 (2) | 3.79 (1) / 2.29 (2) | 3.98 (1) / 2.72 (2) | 3.96 (1) / 2.47 (2) | 3.69 (1) / 2.29 (2) | 3.98 (1) / 2.72 (2) | 3.96 (1) / 2.47 (2) | 3.69 (1) / 2.29 (2) |

| Indoor unit | | | | EHVX | 04S18CB3V | 08S18CB3V / 08S26CB9W | 11S18CB3V / 11S26CB9W | 16S18CB3V / 16S26CB9W | 11S18CB3V / 11S26CB9W | 16S18CB3V / 16S26CB9W |
|---|---|---|---|---|---|---|---|---|---|---|
| Casing | Colour | | | | White | | | | | |
| | Material | | | | Precoated sheet metal | | | | | |
| Dimensions | Unit | HeightxWidthxDepth | mm | | 1,732x600x728 | | | | | |
| Weight | Unit | | kg | | 117 | 119/128 | | 120/129 | 119/128 | 120/129 |
| Tank | Water volume | | l | | 180 | 180/260 | | | | |
| | Insulation | Heat loss | kWh/24h | | 1.4 | 1.4/1.9 | | | | |
| | Corrosion protection | | | | Anode | | | | | |
| Sound power level | Cooling | | dBA | | 42 | | - | | | |
| Sound pressure level | Cooling | Nom. | dBA | | 28 | | - | | | |

| Outdoor unit | | | | ERLQ | 004CV3 | 006CV3 | 008CV3 | 011CV3 | 014CV3 | 016CV3 | 011CW1 | 014CW1 | 016CW1 |
|---|---|---|---|---|---|---|---|---|---|---|---|---|---|
| Dimensions | Unit | HeightxWidthxDepth | mm | | 735x832x307 | | | 1,345x900x320 | | | | | |
| Weight | Unit | | kg | | 54 | 56 | | 113 | | | 114 | | |
| Operation range | Heating | Ambient Min.~Max. | °CDB | | -25~25 | | | -25~35 | | | | | |
| | Cooling | Ambient Min.~Max. | °CWB | | 10~43 | | | 10~46 | | | | | |
| | Domestic hot water | Ambient Min.~Max. | °CWB | | -25~35 | | | -20~35 | | | | | |
| Refrigerant | Type / GWP | | | | R-410A / 2,087.5 | | | | | | | | |
| | Charge | | kg | | 1.45 | 1.6 | | 3.4 | | | | | |
| | Charge | | $TCO_2Eq$ | | 3.0 | 3.3 | | 7.1 | | | | | |
| Sound power level | Cooling | | dBA | | 61 | | 62 | 64 | | 66 | 64 | | 66 |
| | Heating | | dBA | | 63 | | | 64 | 66 | 69 | 64 | 66 | 69 |
| Sound pressure level | Cooling | Nom./Silent operation | dBA | | 48 | | 49 | 51 | | 52 | 51 | | 52 |
| | Heating | Nom. | dBA | | 48 | 49 | 50 | 50 | 52 | 54 | 50 | 52 | 54 |
| Power supply | Phase / Frequency / Voltage | | Hz / V | | V3/1~/50/230 | | | | | | W1/3N~/50/400 | | |
| Current - 50Hz | Maximum fuse amps (MFA) | | A | | 20 | | | 40 | | | 20 | | |

(1) Condition 1: cooling Ta 35°C - LWE 18°C (DT = 5°C); heating Ta DB/WB 7°C/6°C - LWC 35°C (DT = 5°C) (2) Condition 2: cooling Ta 35°C - LWE 7°C ( DT = 5°C); heating Ta DB/WB 7°C/6°C - LWC 45°C ( DT = 5°C ) (3) Condition 3: heating Ta DB -7°C (RH85%) - LWC 35°C (4) Condition 4: heating Ta DB -7°C (RH85%) - LWC 45°C

# Daikin Altherma low temperature split




| Efficiency data | | | | EHVX + ERHQ | 11S18CB3V / 11S26CB9W + 011BV3 | 16S18CB3V / 16S26CB9W + 014BV3 | 16S18CB3V / 16S26CB9W + 016BV3 | 11S18CB3V / 11S26CB9W + 011BW1 | 16S18CB3V / 16S26CB9W + 014BW1 | 16S18CB3V / 16S26CB9W + 016BW1 |
|---|---|---|---|---|---|---|---|---|---|---|
| Heating capacity | Nom. | | | kW | 11.2 (1) / 10.30 (2) | 14.0 (1) / 13.1 (2) | 16.0 (1) / 15.2 (2) | 11.32 (1) / 10.98 (2) | 14.50 (1) / 13.57 (2) | 16.05 (1) / 15.11 (2) |
| Cooling capacity | Nom. | | | kW | 13.9 (1) / 10.0 (2) | 17.3 (1) / 12.5 (2) | 17.8 (1) / 13.1 (2) | 15.05 (1) / 11.72 (2) | 16.06 (1) / 12.55 (2) | 16.76 (1) / 13.12 (2) |
| Power input | Heating | Nom. | | kW | 2.55 (1) / 3.17 (2) | 3.26 (1) / 4.04 (2) | 3.92 (1) / 4.75 (2) | 2.63 (1) / 3.24 (2) | 3.42 (1) / 4.21 (2) | 3.82 (1) / 4.69 (2) |
| | Cooling | Nom. | | kW | 3.86 (1) / 3.69 (2) | 5.86 (1) / 5.39 (2) | 6.87 (1) / 5.95 (2) | 4.53 (1) / 4.31 (2) | 5.43 (1) / 5.08 (2) | 6.16 (1) / 5.73 (2) |
| Nominal efficiency | COP | | | | 4.39 (1) / 3.25 (2) | 4.29 (1) / 3.24 (2) | 4.08 (1) / 3.20 (2) | 4.30 (1) / 3.39 (2) | 4.24 (1) / 3.22 (2) | 4.20 (1) / 3.22 (2) |
| | EER | | | | 3.60 (1) / 2.71 (2) | 2.95 (1) / 2.32 (2) | 2.59 (1) / 2.20 (2) | 3.32 (1) / 2.72 (2) | 2.96 (1) / 2.47 (2) | 2.72 (1) / 2.29 (2) |

| Indoor unit | | | | EHVX | 11S18CB3V / 11S26CB9W | 16S18CB3V / 16S26CB9W | 11S18CB3V / 11S26CB9W | 16S18CB3V / 16S26CB9W |
|---|---|---|---|---|---|---|---|---|
| Casing | Colour | | | | White | | | |
| | Material | | | | Precoated sheet metal | | | |
| Dimensions | Unit | HeightxWidthxDepth | | mm | 1,732x600x728 | | | |
| Weight | Unit | | | kg | 119/128 | 120/129 | 119/128 | 120/129 |
| Sound power level | Cooling | Nom. | | dBA | - | | | |
| Sound pressure level | Cooling | Nom. | | dBA | - | | | |

| Outdoor unit | | | | ERHQ | 011BV3 | 014BV3 | 016BV3 | 011BW1 | 014BW1 | 016BW1 |
|---|---|---|---|---|---|---|---|---|---|---|
| Dimensions | Unit | HeightxWidthxDepth | | mm | 1,170x900x320 | | | 1,345x900x320 | | |
| Weight | Unit | | | kg | 103 | | | 108 | | |
| Operation range | Heating | Ambient | Min.~Max. | °CDB | -20~35 | | | -25~35 | | |
| | Cooling | Ambient | Min.~Max. | °CDB | 10~46 | | | | | |
| | Domestic hot water | Ambient | Min.~Max. | °CWB | -20~35 | | | | | |
| Refrigerant | Type / GWP | | | | R-410A / 2,087.5 | | | | | |
| | Charge | | | kg | 2.7 | | | 2.95 | | |
| | Charge | | | $TCO_2Eq$ | 5.6 | | | 6.2 | | |
| Sound power level | Heating | | | dBA | 64 | | 66 | 64 | | 66 |
| | Cooling | | | dBA | 64 | 66 | 69 | 64 | 66 | 69 |
| Sound pressure level | Heating | Nom. | | dBA | 49 | 51 | 53 | 51 | | 52 |
| | Cooling | Nom. | | dBA | 50 | 52 | 54 | 50 | 52 | 54 |
| Power supply | Phase / Frequency / Voltage | | | Hz / V | V3/1~/50/230 | | | W1/3N~/50/400 | | |
| Current - 50Hz | Maximum fuse amps (MFA) | | | A | 32 | | | 20 | | |

(1)DB/WB 7°C/6°C - LWC 35°C (DT=5°C) - (2) DB/WB 7°C/6°C - LWC 45°C (Dt=5°C)

# Daikin Altherma low temperature split




## Wall mounted heating only air to water heat pump ideal for low energy houses

- Perfect fit for new built as well as for low energy houses
- Best seasonal efficiencies, providing the highest savings on running costs
- Wall mounted indoor unit
- Energy efficient heating only system based on air to water heat pump technology
- Flexible configuration with respect to heat emitters
- Possible to combine with domestic hot water
- Outdoor unit extracts heat from the outdoor air, even at -25°C

| Efficiency data | | | | EHBH + ERLQ | 04CB3V + 004CV3 | 08CB3V / 08CB9W + 006CV3 | 08CB3V / 08CB9W + 008CV3 | 11CB3V / 11CB9W +011CV3 | 16CB3V / 16CB9W +014CV3 | 16CB3V / 16CB9W + 016CV3 | 11CB3V / 11CB9W + 011CW1 | 16CB3V / 16CB9W + 014CW1 | 16CB3V / 16CB9W + 016CW1 |
|---|---|---|---|---|---|---|---|---|---|---|---|---|---|
| Heating capacity | Min. | | kW | | 1.80 (1) / 1.80 (2) | | | - | | | | | |
| | Nom. | | kW | | 4.40 (1) / 4.03 (2) | 6.00 (1) / 5.67 (2) | 7.40 (1) / 6.89 (2) | 11.2 (1) / 11.00 (2) | 14.5 (1) / 13.60 (2) | 16 (1) / 15.20 (2) | 11.2 (1) / 11.00 (2) | 14.5 (1) / 13.60 (2) | 16 (1) / 15.20 (2) |
| | Max. | | kW | | 5.12 (1) / 4.90 (2) | 8.35 (1) / 7.95 (2) | 10.02 (1) / 9.53 (2) | 8.6 (3) / 8.60 (4) | 10.6 (3) / 10.80 (4) | 11.4 (3) / 10.90 (4) | 8.6 (3) / 8.60 (4) | 10.6 (3) / 10.80 (4) | 11.4 (3) / 10.90 (4) |
| Power input | Heating | Nom. | kW | | 0.87 (1) / 1.13 (2) | 1.27 (1) / 1.59 (2) | 1.66 (1) / 2.01 (2) | 2.43 (1) / 3.10 (2) | 3.37 (1) / 4.10 (2) | 3.76 (1) / 4.66 (2) | 2.43 (1) / 3.10 (2) | 3.37 (1) / 4.10 (2) | 3.76 (1) / 4.66 (2) |
| | | Max. | kW | | - | | | 3.13 (3) / 4.10 (4) | 4.00 (3) / 5.19 (4) | 4.32 (3) / 5.22 (4) | 3.13 (3) / 4.10 (4) | 4.00 (3) / 5.19 (4) | 4.32 (3) / 5.22 (4) |
| Nominal efficiency | COP | | | | 5.04 (1) / 3.58 (2) | 4.74 (1) / 3.56 (2) | 4.45 (1) / 3.42 (2) | 4.6 (1) / 2.75 (3) / 3.55 (2) / 2.10 (4) | 4.3 (1) / 2.65 (3) / 3.32 (2) / 2.08 (4) | 4.25 (1) / 3.26 (2) / 2.09 (4) | 4.6 (1) / 2.75 (3) / 3.55 (2) / 2.10 (4) | 4.3 (1) / 2.65 (3) / 3.32 (2) / 2.08 (4) | 4.25 (1) / 2.64 (3) / 3.26 (2) / 2.09 (4) |

| Indoor unit | | | | EHBH | 04CB3V | 08CB3V / 08CB9W | 11CB3V / 11CB9W | 16CB3V / 16CB9W | 11CB3V / 11CB9W | 16CB3V / 16CB9W |
|---|---|---|---|---|---|---|---|---|---|---|
| Casing | Colour | | | | White | | | | | |
| | Material | | | | Precoated sheet metal | | | | | |
| Dimensions | Unit | HeightxWidthxDepth | mm | | 890x480x344 | | | | | |
| Weight | Unit | | kg | | 41 | 43 | 43 | 44 | 43 | 44 |
| Sound power level | Cooling | | dBA | | 40 | | - | | | |
| Sound pressure level | Cooling | Nom. | dBA | | 26 | | - | | | |

| Outdoor unit | | | | ERLQ | 004CV3 | 006CV3 | 008CV3 | 011CV3 | 014CV3 | 016CV3 | 011CW1 | 014CW1 | 016CW1 |
|---|---|---|---|---|---|---|---|---|---|---|---|---|---|
| Dimensions | Unit | HeightxWidthxDepth | mm | | 735x832x307 | | | 1,345x900x320 | | | | | |
| Weight | Unit | | kg | | 54 | 56 | | 113 | | | 114 | | |
| Operation range | Heating | Ambient Min.~Max. | °CDB | | -25~25 | | | -25~35 | | | | | |
| | Domestic hot water | Ambient Min.~Max. | °CWB | | -25~35 | | | -20~35 | | | | | |
| Refrigerant | Type / GWP | | | | R-410A / 2,087.5 | | | | | | | | |
| | Charge | | kg | | 1.45 | 1.6 | | 3.4 | | | | | |
| | Charge | | $TCO_2Eq$ | | 3.0 | 3.3 | | 7.1 | | | | | |
| Sound power level | Heating | | dBA | | 61 | | 62 | 64 | | 66 | 64 | | 66 |
| Sound pressure level | Heating | Nom./Silent operation | dBA | | 48 | | 49 | 51 | | 52 | 51 | | 52 |
| Power supply | Phase / Frequency / Voltage | | Hz / V | | V3/1~/50/230 | | | | | | W1/3N~/50/400 | | |
| Current - 50Hz | Maximum fuse amps (MFA) | | A | | 20 | | | 40 | | | 20 | | |

(1) Condition 1: cooling Ta 35°C - LWE 18°C (DT = 5°C); heating Ta DB/WB 7°C/6°C - LWC 35°C (DT = 5°C) (2) Condition 2: cooling Ta 35°C - LWE 7°C ( DT = 5°C); heating Ta DB/WB 7°C/6°C - LWC 45°C ( DT = 5°C ) (3) Condition 3: heating Ta DB -7°C (RH85%) - LWC 35°C (4) Condition 4: heating Ta DB -7°C (RH85%) - LWC 45°C

# Daikin Altherma low temperature split




| Efficiency data | | | | EHBH + ERHQ | 11CB3V / 11CB9W + 011BV3 | 16CB3V / 16CB9W + 014BV3 | 16CB3V / 16CB9W + 016BV3 | 11CB3V / 11CB9W + 011BW1 | 16CB3V / 16CB9W + 014BW1 | 16CB3V / 16CB9W + 016BW1 |
|---|---|---|---|---|---|---|---|---|---|---|
| Heating capacity | Nom. | | | kW | 11.2 (1) / 10.3 (2) | 14.0 (1) / 13.1 (2) | 16.0 (1) / 15.2 (2) | 11.32 (1) / 10.98 (2) | 14.50 (1) / 13.57 (2) | 16.05 (1) / 15.11 (2) |
| Power input | Heating | Nom. | | kW | 2.55 (1) / 3.17 (2) | 3.26 (1) / 4.04 (2) | 3.92 (1) / 4.75 (2) | 2.63 (1) / 3.24 (2) | 3.42 (1) / 4.21 (2) | 3.82 (1) / 4.69 (2) |
| Nominal efficiency | COP | | | | 4.39 (1) / 3.25 (2) | 4.29 (1) / 3.24 (2) | 4.08 (1) / 3.20 (2) | 4.30 (1) / 3.39 (2) | 4.24 (1) / 3.22 (2) | 4.20 (1) / 3.22 (2) |

| Indoor unit | | | | EHBH | 11CB3V / 11CB9W | 16CB3V / 16CB9W | 11CB3V / 11CB9W | 16CB3V / 16CB9W |
|---|---|---|---|---|---|---|---|---|
| Casing | Colour | | | | White | | | |
| | Material | | | | Precoated sheet metal | | | |
| Dimensions | Unit | HeightxWidthxDepth | | mm | 890x480x344 | | | |
| Weight | Unit | | | kg | 43 | 44 | 43 | 44 |
| Sound power level | Cooling | | | dBA | - | | | |
| Sound pressure level | Cooling | Nom. | | dBA | - | | | |

| Outdoor unit | | | | ERHQ | 011BV3 | 014BV3 | 016BV3 | 011BW1 | 014BW1 | 016BW1 |
|---|---|---|---|---|---|---|---|---|---|---|
| Dimensions | Unit | HeightxWidthxDepth | | mm | 1,170x900x320 | | | 1,345x900x320 | | |
| Weight | Unit | | | kg | 103 | | | 108 | | |
| Operation range | Heating | Ambient | Min.~Max. | °CDB | -20~35 | | | -25~35 | | |
| | Domestic hot water | Ambient | Min.~Max. | °CWB | -20~35 | | | | | |
| Refrigerant | Type / GWP | | | | R-410A / 2,087.5 | | | | | |
| | Charge | | | kg | 2.7 | | | 2.95 | | |
| | Charge | | | $TCO_2Eq$ | 5.6 | | | 6.2 | | |
| Sound power level | Heating | | | dBA | 64 | | 66 | 64 | | 66 |
| Sound pressure level | Heating | Nom. | | dBA | 49 | 51 | 53 | 51 | | 52 |
| Power supply | Phase / Frequency / Voltage | | | Hz / V | V3/1~/50/230 | | | W1/3N~/50/400 | | |
| Current - 50Hz | Maximum fuse amps (MFA) | | | A | 32 | | | 20 | | |

(1)DB/WB 7°C/6°C - LWC 35°C (DT=5°C) - (2) DB/WB 7°C/6°C - LWC 45°C (Dt=5°C)

# Daikin Altherma low temperature split




## Wall mounted reversible air to water heat pump ideal for low energy houses

- Perfect fit for new built as well as for low energy houses
- Best seasonal efficiencies, providing the highest savings on running costs
- Wall mounted indoor unit
- Energy efficient heating and cooling system based on air to water heat pump technology
- Flexible configuration with respect to heat emitters
- Possible to combine with domestic hot water
- Outdoor unit extracts heat from the outdoor air, even at -25°C

| Efficiency data | | | EHBX-CB + ERLQ | 04CB3V + 004CV3 | 08CB3V / 08CB9W + 006CV3 | 08CB3V / 08CB9W + 008CV3 | 11CB3V / 11CB9W + 011CV3 | 14CB3V / 14CB9W + 014CV3 | 16CB3V / 16CB9W + 016CV3 | 11CB3V / 11CB9W + 011CW1 | 16CB3V / 16CB9W + 014CW1 | 16CB3V / 16CB9W + 016CW1 |
|---|---|---|---|---|---|---|---|---|---|---|---|---|
| Heating capacity | Min. | | kW | 1.80 (1) / 1.80 (2) | | | - | | | | | |
| | Nom. | | kW | 4.40 (1) / 4.03 (2) | 6.00 (1) / 5.67 (2) | 7.40 (1) / 6.89 (2) | 11.2 (1) / 11.00 (2) | 14.5 (1) / 13.60 (2) | 16 (1) / 15.20 (2) | 11.2 (1) / 11.00 (2) | 14.5 (1) / 13.60 (2) | 16 (1) / 15.20 (2) |
| | Max. | | kW | 5.12 (1) / 4.90 (2) | 8.35 (1) / 7.95 (2) | 10.02 (1) / 9.53 (2) | 8.6 (3) / 8.60 (4) | 10.6 (3) / 10.80 (4) | 11.4 (3) / 10.90 (4) | 8.6 (3) / 8.60 (4) | 10.6 (3) / 10.80 (4) | 11.4 (3) / 10.90 (4) |
| Cooling capacity | Min. | | | 2.00 (1) / 2.00 (2) | 2.50 (1) / 2.50 (2) | | - | | | | | |
| | Nom. | | | 4.08 (1) / 4.17 (2) | 5.88 (1) / 4.84 (2) | 6.20 (1) / 5.36 (2) | 12.13 (1) / 11.72 (2) | 12.72 (1) / 12.55 (2) | 13.79 (1) / 13.12 (2) | 12.13 (1) / 11.72 (2) | 12.72 (1) / 12.55 (2) | 13.79 (1) / 13.12 (2) |
| Power input | Heating | Nom. | kW | 0.87 (1) / 1.13 (2) | 1.27 (1) / 1.59 (2) | 1.66 (1) / 2.01 (2) | 2.43 (1) / 3.10 (2) | 3.37 (1) / 4.10 (2) | 3.76 (1) / 4.66 (2) | 2.43 (1) / 3.10 (2) | 3.37 (1) / 4.10 (2) | 3.76 (1) / 4.66 (2) |
| | | Max. | kW | | - | | 3.13 (3) / 4.10 (4) | 4.00 (3) / 5.19 (4) | 4.32 (3) / 5.22 (4) | 3.13 (3) / 4.10 (4) | 4.00 (3) / 5.19 (4) | 4.32 (3) / 5.22 (4) |
| | Cooling | Nom. | kW | 0.90 (1) / 1.80 (2) | 1.51 (1) / 2.07 (2) | 1.64 (1) / 2.34 (2) | 3.05 (1) / 4.31 (2) | 3.21 (1) / 5.08 (2) | 3.74 (1) / 5.73 (2) | 3.05 (1) / 4.31 (2) | 3.21 (1) / 5.08 (2) | 3.74 (1) / 5.73 (2) |
| Nominal efficiency | COP | | | 5.04 (1) / 3.58 (2) | 4.74 (1) / 3.56 (2) | 4.45 (1) / 3.42 (2) | 4.6 (1) / 2.75 (3) / 3.55 (2) / 2.10 (4) | 4.3 (1) / 2.65 (3) / 3.32 (2) / 2.08 (4) | 4.25 (1) / 2.64 (3) / 3.26 (2) / 2.09 (4) | 4.6 (1) / 2.75 (3) / 3.55 (2) / 2.10 (4) | 4.3 (1) / 2.65 (3) / 3.32 (2) / 2.08 (4) | 4.25 (1) / 2.64 (3) / 3.26 (2) / 2.09 (4) |
| | EER | | | 4.55 (1) / 2.32 (2) | 3.89 (1) / 2.34 (2) | 3.79 (1) / 2.29 (2) | 3.98 (1) / 2.72 (2) | 3.96 (1) / 2.47 (2) | 3.69 (1) / 2.29 (2) | 3.98 (1) / 2.72 (2) | 3.96 (1) / 2.47 (2) | 3.69 (1) / 2.29 (2) |

| Indoor unit | | | EHBX | 04CB3V | 08CB3V / 08CB9W | 11CB3V / 11CB9W | 16CB3V / 16CB9W | 11CB3V / 11CB9W | 16CB3V / 16CB9W |
|---|---|---|---|---|---|---|---|---|---|
| Casing | Colour | | | White | | | | | |
| | Material | | | Precoated sheet metal | | | | | |
| Dimensions | Unit | HeightxWidthxDepth | mm | 890x480x344 | | | | | |
| Weight | Unit | | kg | 42 | 44 | 43 | 44 | 43 | 44 |
| Sound power level | Cooling | | dBA | 40 | | - | | | |
| Sound pressure level | Cooling | Nom. | dBA | 26 | | - | | | |

| Outdoor unit | | | | ERLQ | 004CV3 | 006CV3 | 008CV3 | 011CV3 | 014CV3 | 016CV3 | 011CW1 | 014CW1 | 016CW1 |
|---|---|---|---|---|---|---|---|---|---|---|---|---|---|
| Dimensions | Unit | HeightxWidthxDepth | | mm | 735x832x307 | | | 1,345x900x320 | | | | | |
| Weight | Unit | | | kg | 54 | 56 | | 113 | | | 114 | | |
| Operation range | Heating | Ambient | Min.~Max. | °CDB | -25~25 | | | -25~35 | | | | | |
| | Cooling | Ambient | Min.~Max. | °CWB | 10~43 | | | 10.0~46.0 | | | 10~46 | | |
| | Domestic hot water | Ambient | Min.~Max. | °CWB | -25~35 | | | -20~35 | | | | | |
| Refrigerant | Type / GWP | | | | R-410A / 2,087.5 | | | | | | | | |
| | Charge | | | kg | 1.45 | 1.6 | | 3.4 | | | | | |
| | Charge | | | $TCO_2Eq$ | 3.0 | 3.3 | | 7.1 | | | | | |
| Sound power level | Cooling | | | dBA | 61 | | 62 | 64 | | 66 | 64 | | 66 |
| | Heating | | | dBA | 63 | | | 64 | 66 | 69 | 64 | 66 | 69 |
| Sound pressure level | Cooling | Nom./Silent operation | | dBA | 48 | | 49 | 51 | | 52 | 51 | | 52 |
| | Heating | Nom. | | dBA | 48 | 49 | 50 | 50 | 52 | 54 | 50 | 52 | 54 |
| Power supply | Phase / Frequency / Voltage | | | Hz / V | V3/1~/50/230 | | | | | | W1/3N~/50/400 | | |
| Current - 50Hz | Maximum fuse amps (MFA) | | | A | 20 | | | 40 | | | 20 | | |

(1) Condition 1: cooling Ta 35°C - LWE 18°C (DT = 5°C); heating Ta DB/WB 7°C/6°C - LWC 35°C (DT = 5°C) (2) Condition 2: cooling Ta 35°C - LWE 7°C ( DT = 5°C); heating Ta DB/WB 7°C/6°C - LWC 45°C ( DT = 5°C ) (3) Condition 3: heating Ta DB -7°C (RH85%) - LWC 35°C (4) Condition 4: heating Ta DB -7°C (RH85%) - LWC 45°C

# Daikin Altherma low temperature split




| Efficiency data | | | | EHBX + ERHQ | 11CB3V / 11CB9W + 011BV3 | 16CB3V / 16CB9W + 014BV3 | 16CB3V / 16CB9W + 016BV3 | 11CB3V / 11CB9W + 011BW1 | 16CB3V / 16CB9W + 014BW1 | 16CB3V / 16CB9W + 016BW1 |
|---|---|---|---|---|---|---|---|---|---|---|
| Heating capacity | Nom. | | | kW | 11.2 (3) / 10.30 (4) | 14.0 (3) / 13.1 (4) | 16.0 (3) / 15.2 (4) | 11.32 (1) / 10.98 (2) | 14.50 (1) / 13.57 (2) | 16.05 (1) / 15.11 (2) |
| Cooling capacity | Nom. | | | kW | 13.9 (2) / 10.0 (1) | 17.3 (2) / 12.5 (1) | 17.8 (2) / 13.1 (1) | 15.05 (1) / 11.72 (2) | 16.06 (1) / 12.55 (2) | 16.76 (1) / 13.12 (2) |
| Power input | Heating | Nom. | | kW | 2.55 (3) / 3.17 (4) | 3.26 (3) / 4.04 (4) | 3.92 (3) / 4.75 (4) | 2.63 (1) / 3.24 (2) | 3.42 (1) / 4.21 (2) | 3.82 (1) / 4.69 (2) |
| | Cooling | Nom. | | kW | 3.86 (2) / 3.69 (1) | 5.86 (2) / 5.39 (1) | 6.87 (2) / 5.95 (1) | 4.53 (1) / 4.31 (2) | 5.43 (1) / 5.08 (2) | 6.16 (1) / 5.73 (2) |
| Nominal efficiency | COP | | | | 4.39 (3) / 3.25 (4) | 4.29 (3) / 3.24 (4) | 4.08 (3) / 3.20 (4) | 4.30 (1) / 3.39 (2) | 4.24 (1) / 3.22 (2) | 4.20 (1) / 3.22 (2) |
| | EER | | | | 3.60 (2) / 2.71 (1) | 2.95 (2) / 2.32 (1) | 2.59 (2) / 2.20 (1) | 3.32 (1) / 2.72 (2) | 2.96 (1) / 2.47 (2) | 2.72 (1) / 2.29 (2) |

| Indoor unit | | | | EHBX | 11CB3V / 11CB9W | 16CB3V / 16CB9W | 11CB3V / 11CB9W | 16CB3V / 16CB9W |
|---|---|---|---|---|---|---|---|---|
| Casing | Colour | | | | White | | | |
| | Material | | | | Precoated sheet metal | | | |
| Dimensions | Unit | HeightxWidthxDepth | | mm | 890x480x344 | | | |
| Weight | Unit | | | kg | 43 | 44 | 43 | 44 |
| Sound power level | Cooling | | | dBA | - | | | |
| Sound pressure level | Cooling | Nom. | | dBA | - | | | |

| Outdoor unit | | | | ERHQ | 011BV3 | 014BV3 | 016BV3 | 011BW1 | 014BW1 | 016BW1 |
|---|---|---|---|---|---|---|---|---|---|---|
| Dimensions | Unit | HeightxWidthxDepth | | mm | 1,170x900x320 | | | 1,345x900x320 | | |
| Weight | Unit | | | kg | 103 | | | 108 | | |
| Operation range | Heating | Ambient | Min.~Max. | °CDB | -20~35 | | | -25~35 | | |
| | Cooling | Ambient | Min.~Max. | °CDB | 10~46 | | | | | |
| | Domestic hot water | Ambient | Min.~Max. | °CWB | -20~35 | | | | | |
| Refrigerant | Type / GWP | | | | R-410A / 2,087.5 | | | | | |
| | Charge | | | kg | 2.7 | | | 2.95 | | |
| | Charge | | | $TCO_2Eq$ | 5.6 | | | 6.2 | | |
| Sound power level | Heating | | | dBA | 64 | | 66 | 64 | | 66 |
| | Cooling | | | dBA | 64 | 66 | 69 | 64 | 66 | 69 |
| Sound pressure level | Heating | Nom. | | dBA | 49 | 51 | 53 | 51 | | 52 |
| | Cooling | Nom. | | dBA | 50 | 52 | 54 | 50 | 52 | 54 |
| Power supply | Phase / Frequency / Voltage | | | Hz / V | V3/1~/50/230 | | | W1/3N~/50/400 | | |
| Current - 50Hz | Maximum fuse amps (MFA) | | | A | 32 | | | 20 | | |

(1)DB/WB 7°C/6°C - LWC 35°C (DT=5°C) - (2) DB/WB 7°C/6°C - LWC 45°C (Dt=5°C) (3) Condition 3: heating Ta DB -7°C (RH85%) - LWC 35°C (4) Condition 4: heating Ta DB -7°C (RH85%) - LWC 45°C

# Small capacity monobloc

## Available summer 2015

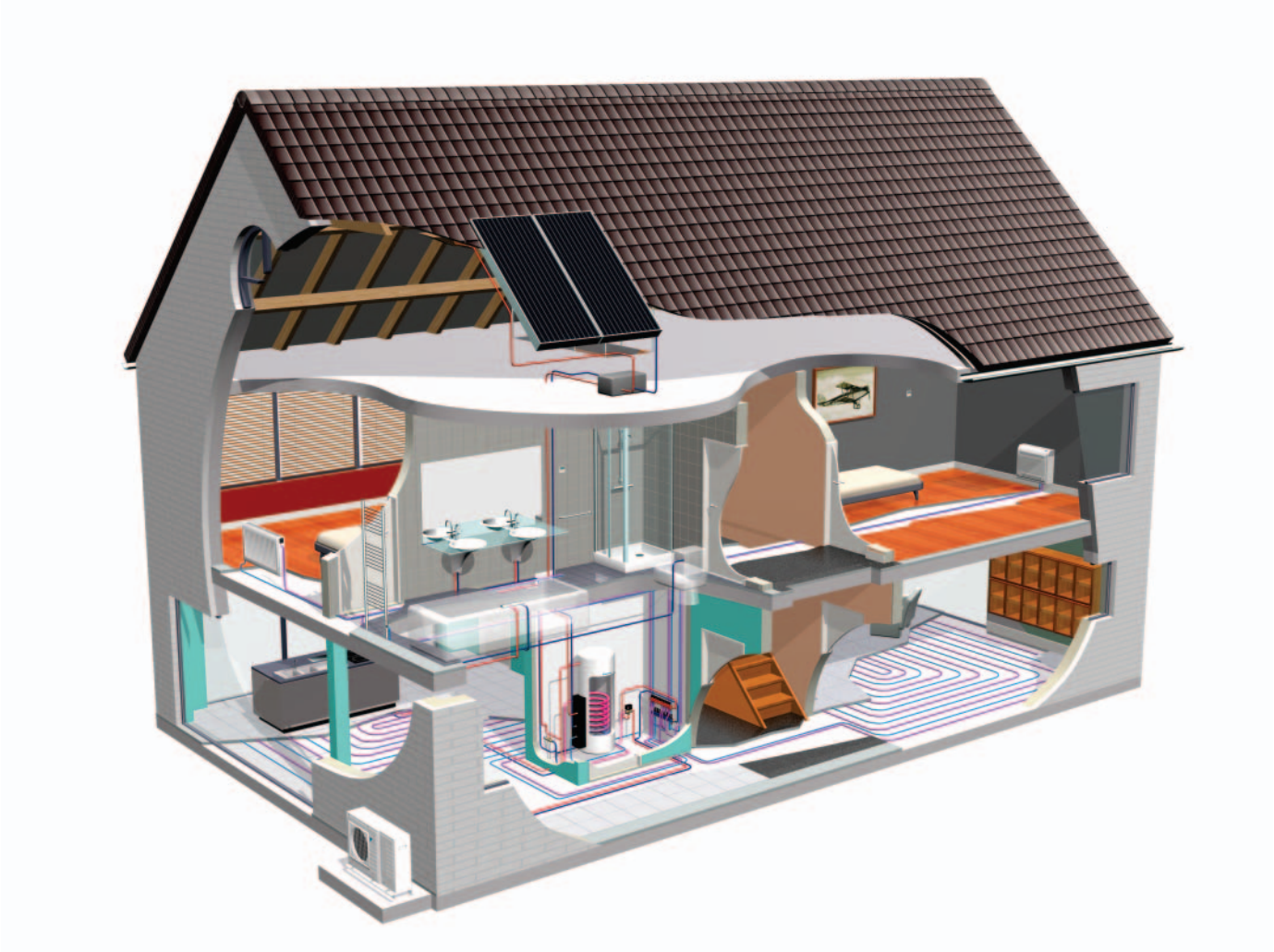

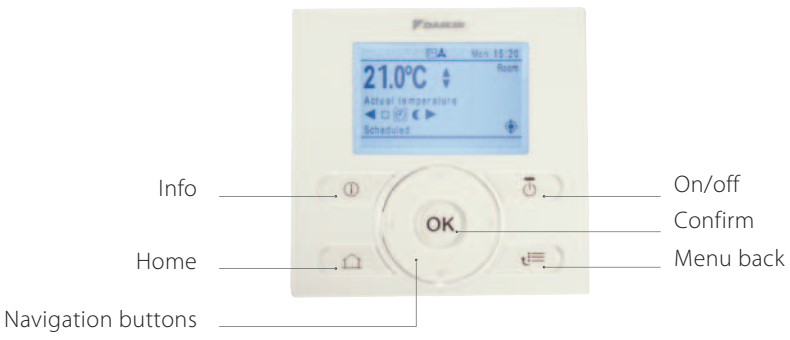


**NEW**

- Compact dimensions: reduction in height and width compared to the current model.
- New capacities: 5 and 7 kW outdoor unit, guaranteed capacity down to -10°C.
- Free hanging coil: it ensures no ice builds up on the lower part of the outdoor unit, to offer appropriate frost protection.
- Discharge grill: specifically designed to avoid ice accumulation.
- New controller: additional features like detailed information on operational conditions of the unit and full text error codes.

# Daikin Altherma low temperature monobloc

- Single phase reversible monobloc
- Energy efficient heating and cooling system based on air to water heat pump technology
- H2O piping between outdoor unit and indoor heat emitters
- Low energy bills and low CO2 emissions
- Eco-label certified
- Built-in electric back-up heater as additional heating during extremely cold outdoor temperature
- Inverter controlled swing compressor
- Possible to combine with domestic hot water



EBHQ-BBV3



EKCB(H/X)-BCV3

| Single Unit | | | | EBHQ | 006BBV3 | 008BBV3 | EKCB(H/X) 008BCV3 |
|---|---|---|---|---|---|---|---|
| Heating capacity | Nom. | | | kW | 6.00 (2) / 5.58 (4) | 8.85 (2) / 8.15 (4) | - |
| Cooling capacity | Nom. | | | kW | 7.00 (1) / 5.12 (3) | 8.37 (1) / 6.08 (3) | - |
| Power input | Cooling | Nom. | | kW | 2.20 (1) / 2.16 (3) | 2.97 (1) / 2.75 (3) | - |
| | Heating | Nom. | | kW | 1.41 (2) / 1.79 (4) | 2.21 (2) / 2.72 (4) | - |
| COP | | | | | 4.26 (2) / 3.11 (4) | 4.00 (2) / 3.00 (4) | - |
| EER | | | | | 3.18 (1) / 2.37 (3) | 2.82 (1) / 2.21 (3) | - |
| Dimensions | Unit | Height | | mm | 805 | | 390 |
| | | Width | | mm | 1,190 | | 412 |
| | | Depth | | mm | 360 | | 100 |
| | | Depth with remocon mounted on front plate | | mm | - | | 120 |
| Weight | Unit | | | kg | 95 | | 6 |
| Operation range | Heating | Ambient | Min.~Max. | °CWB | -15~25 | | -~- |
| | | Water side | Min.~Max. | °C | 15~50 (5) | | -~- |
| | Cooling | Ambient | Min.~Max. | °CDB | 10~43 | | -~- |
| | | Water side | Min.~Max. | °C | 5~22 | | -~- |
| | Domestic hot water | Ambient | Min.~Max. | °CDB | -15~35 | | -~- |
| | | Water side | Min.~Max. | °C | 25~80 | | -~- |
| | Indoor installation | Ambient | Min. | °CDB | - | | 4 |
| | | | Max. | °CDB | - | | 35 |
| Refrigerant | Type / GWP | | | | R-410A / 2,087.5 | | - |
| | Charge | | | kg | 1.7 | | - |
| | Charge | | | $TCO_2Eq$ | 3.5 | | - |
| Sound power level | Heating | Nom. | | dBA | 61 | 62 | - |
| | Cooling | Nom. | | dBA | 63 | | - |
| Sound pressure level | Heating | Nom. | | dBA | 48 | 49 | - |
| | Cooling | Nom. | | dBA | 48 | 50 | - |
| Compressor component | Main power supply | Name | | | V3 | | - |
| | | Phase | | | 1~ | | - |
| | | Frequency | | Hz | 50 | | - |
| | | Voltage | | V | 230 | | - |

(1) Tamb 35°C - LWE 18°C (DT=5°C) (2) DB/WB 7°C/6°C - LWC 35°C (DT=5°C) (3) Tamb 35°C - LWE 7°C (DT=5°C) (4) DB/WB 7°C/6°C - LWC 45°C (Dt=5°C)
(5) 15°C-25°C: BUH only, no heat pump operation = during commisioning

# Daikin Altherma low temperature monobloc

## Reversible air to water monobloc system, ideal when indoor space is limited

- Energy efficient **heating and cooling** system based on air to water heat pump technology
- Low energy bills and low $CO_2$ emissions
- $H_2O$ piping between outdoor unit and indoor heat emitters
- Inverter controlled scroll compressor
- Built-in electric back-up heater as additional heating during extremely cold outdoor temperature
- Outdoor unit extracts heat from the outdoor air, even at -25°C
- Possible to combine with domestic hot water




EB(L/H)Q-BB

| Single Unit | | | | EBLQ/EBHQ | 011BB6V3 | 014BB6V3 | 016BB6V3 | 011BB6W1 | 014BB6W1 | 016BB6W1 |
|---|---|---|---|---|---|---|---|---|---|---|
| Heating capacity | Nom. | | | kW | 11.20 (1) / 10.87 (2) | 14.00 (1) / 13.10 (2) | 16.00 (1) / 15.06 (2) | 11.20 (1) / 10.87 (2) | 14.00 (1) / 13.10 (2) | 16.00 (1) / 15.06 (2) |
| Cooling capacity | Nom. | | | kW | 12.85 (1) / 10.00 (2) | 15.99 (1) / 12.50 (2) | 16.73 (1) / 13.10 (2) | 12.85 (1) / 10.00 (2) | 15.99 (1) / 12.50 (2) | 16.73 (1) / 13.10 (2) |
| Power input | Cooling | Nom. | | kW | 3.87 (1) / 3.69 (2) | 5.75 (1) / 5.39 (2) | 6.36 (1) / 5.93 (2) | 3.87 (1) / 3.69 (2) | 5.40 (1) / 5.06 (2) | 6.15 (1) / 5.75 (2) |
| | Heating | Nom. | | kW | 2.56 (1) / 3.31 (2) | 3.29 (1) / 4.01 (2) | 3.88 (1) / 4.71 (2) | 2.60 (1) / 3.21 (2) | 3.30 (1) / 4.07 (2) | 3.81 (1) / 4.66 (2) |
| COP | | | | | 4.38 (1) / 3.28 (2) | 4.25 (1) / 3.27 (2) | 4.12 (1) / 3.20 (2) | 4.31 (1) / 3.38 (2) | 4.24 (1) / 3.22 (2) | 4.20 (1) / 3.23 (2) |
| EER | | | | | 3.32 (1) / 2.71 (2) | 2.78 (1) / 2.32 (2) | 2.63 (1) / 2.21 (2) | 3.32 (1) / 2.71 (2) | 2.96 (1) / 2.47 (2) | 2.72 (1) / 2.28 (2) |
| Dimensions | Unit | Height | | mm | 1,418 | | | | | |
| | | Width | | mm | 1,435 | | | | | |
| | | Depth | | mm | 382 | | | | | |
| Weight | Unit | | | kg | 180 | | | | | |
| Hydraulic component | Back-up heater | Type | | | 6V3 | | | 6W1 | | |
| | current | Power supply | Phase/Frequency/Voltage | Hz/V | 1~/50/230 | | | 3~/50/400 | | |
| Operation range | Heating | Ambient | Min.~Max. | °CWB | -20~35 (EBLQ)/-15~35 (EBHQ) | | | -25~35 (EBLQ)/-15~35 (EBHQ) | | |
| | | Water side | Min.~Max. | °C | 15~55 (3) | | | | | |
| | Cooling | Ambient | Min.~Max. | °CDB | 10~46 | | | | | |
| | | Water side | Min.~Max. | °C | 5~22 | | | | | |
| | Domestic hot water | Ambient | Min.~Max. | °CDB | -20~43 (EBLQ)/-15~43 (EBHQ) | | | -25~43 (EBLQ)/-15~43 (EBHQ) | | |
| | | Water side | Min.~Max. | °C | 25~80 | | | | | |
| Refrigerant | Type / GWP | | | | R-410A / 2,087.5 | | | | | |
| | Charge | | | kg | 2.95 | | | | | |
| | Charge | | | $TCO_2Eq$ | 6.2 | | | | | |
| Sound power level | Heating | Nom. | | dBA | 64 | 65 | 66 | 64 | 65 | 66 |
| | Cooling | Nom. | | dBA | 65 | 66 | 69 | 65 | 66 | 69 |
| Sound pressure level | Heating | Nom. | | dBA | 51 | | 52 | 49 | 51 | 53 |
| | Cooling | Nom. | | dBA | 50 | 52 | 54 | 50 | 52 | 54 |
| Compressor component | Main power supply | Name | | | V3 | | | W1 | | |
| | | Phase | | | 1~ | | | 3N~ | | |
| | | Frequency | | Hz | 50 | | | | | |
| | | Voltage | | V | 230 | | | 400 | | |

(1) Condition 1: cooling Ta 35°C - LWE 18°C (DT = 5°C); heating Ta DB/WB 7°C/6°C - LWC 35°C (DT = 5°C) (2) Condition 2: cooling Ta 35°C - LWE 7°C ( DT = 5°C); heating Ta DB/WB 7°C/6°C - LWC 45°C ( DT = 5°C )
(3) 15°C-25°C: BUH only, no heat pump operation = during commisioning

# Daikin Altherma low temperature monobloc

## Heating only air to water monobloc system, ideal when indoor space is limited

- Energy efficient **heating only** system based on air to water heat pump technology
- Low energy bills and low $CO_2$ emissions
- $H_2O$ piping between outdoor unit and indoor heat emitters
- Inverter controlled scroll compressor
- Built-in electric back-up heater as additional heating during extremely cold outdoor temperature
- Outdoor unit extracts heat from the outdoor air, even at -25°C
- Possible to combine with domestic hot water




ED(L/H)Q-BB

| Single Unit | | | EDLQ/EDHQ | 011BB6V3 | 014BB6V3 | 016BB6V3 | 011BB6W1 | 014BB6W1 | 016BB6W1 |
|---|---|---|---|---|---|---|---|---|---|
| Heating capacity | Nom. | | kW | 11.20 / 10.87 | 14.00 / 13.10 | 16.00 / 15.06 | 11.20 / 10.87 | 14.00 / 13.10 | 16.00 / 15.06 |
| Power input | Heating | Nom. | kW | 2.56 / 3.31 | 3.29 / 4.01 | 3.88 / 4.71 | 2.60 / 3.21 | 3.30 / 4.07 | 3.81 / 4.66 |
| COP | | | | 4.38 / 3.28 | 4.25 / 3.27 | 4.12 / 3.20 | 4.31 / 3.38 | 4.24 / 3.22 | 4.20 / 3.23 |
| Dimensions | Unit | Height | mm | 1,418 | | | | | |
| | | Width | mm | 1,435 | | | | | |
| | | Depth | mm | 382 | | | | | |
| Weight | Unit | | kg | 180 | | | | | |
| Hydraulic component | Back-up heater current | Type | | 6V3 | | | 6W1 | | |
| | | Power supply Phase/Frequency/Voltage | Hz/V | 1~/50/230 | | | 3~/50/400 | | |
| Operation range | Heating | Ambient Min.~Max. | °CWB | -20~35 (EDLQ)/-15~35 (EDHQ) | | | -25~35 (EDLQ)/-15~35 (EDHQ) | | |
| | | Water side Min.~Max. | °C | 15~55 | | | | | |
| | Domestic hot water | Ambient Min.~Max. | °CDB | -20~43 (EDLQ)/-15~43 (EDHQ) | | | -25~43 (EDLQ)/-15~43 (EDHQ) | | |
| | | Water side Min.~Max. | °C | 25~80 | | | | | |
| Refrigerant | Type / GWP | | | R-410A / 2,087.5 | | | | | |
| | Charge | | kg | 2.95 | | | | | |
| | Charge | | $TCO_2Eq$ | 6.2 | | | | | |
| Sound power level | Heating | Nom. | dBA | 64 | 65 | 66 | 64 | 65 | 66 |
| Sound pressure level | Heating | Nom. | dBA | 51 | | 52 | 49 | 51 | 53 |
| Compressor component | Main power supply | Name | | V3 | | | W1 | | |
| | | Phase | | 1~ | | | 3N~ | | |
| | | Frequency | Hz | 50 | | | | | |
| | | Voltage | V | 230 | | | 400 | | |

(1) Condition 1: cooling Ta 35°C - LWE 18°C (DT = 5°C); heating Ta DB/WB 7°C/6°C - LWC 35°C (DT = 5°C) (2) Condition 2: cooling Ta 35°C - LWE 7°C ( DT = 5°C); heating Ta DB/WB 7°C/6°C - LWC 45°C ( DT = 5°C )
(3) 15°C-25°C: BUH only, no heat pump operation = during commisioning

# Domestic hot water tanks

Whether your customer wants domestic hot water only or the advantage of solar energy,
Daikin offers you the domestic hot water tank that meets his or her requirements.

| | | Domestic hot water tank | | |
|---|---|---|---|---|
| | | EKHWP-B | EKHWS-B | EKHWE-A |
| **Indoor** | | **300-500** | **150-200-300** | **150-200-300** |
| Wall mounted | EHBH-CB | hot water + unpressurised solar* | hot water + pressurised solar (opt.) | |
| | EHBX-CB | | | |
| **Monobloc** | | **300-500** | **150-200-300** | **150-200-300** |
| With bottom plate heater | EDLQ-BB6V3 / EDLQ-BB6W1 | hot water + unpressurised solar* | hot water + pressurised solar (opt.) | |
| | EBLQ-BB6V3 / EBLQ-BB6V3 | | | |
| Without bottom plate heater | EDHQ-BB6V3 / EDHQ-BB6W1 | | | |
| | EBHQ-BB6V3 / EBHQ-BB6W1 | | | |
| | EBHQ-BBV3 | | | |

* for more details see combination table on page 24.

## EKHWP-B

# Plastic domestic hot water tank with solar support

Available in 300 and 500 liters
- Large hot water storage tank to provide domestic hot water at any time
- Heat loss is reduced to a minimum thanks to the high quality insulation
- Space heating support possible (500l tank only)




| Accessory | | | | EKHWP | 300B | 500B |
|---|---|---|---|---|---|---|
| Dimensions | Unit | Width | | mm | 595 | 790 |
| | | Depth | | mm | 615 | 790 |
| Weight | Unit | Empty | | kg | 59 | 93 |
| Tank | Water volume | | | l | 300 | 500 |
| | Maximum water temperature | | | °C | 85 | |
| | Insulation | Heat loss | | kWh/24h | 1.3 | 1.4 |
| Heat exchanger | Domestic hot water | Tube material | | | Stainless steel | |
| | | Face area | | $m^2$ | 5.8 | 6 |
| | | Internal coil volume | | l | 27.9 | 29 |
| | | Operating pressure | | bar | 6 | |
| | | Average specifc thermal output | | W/K | 2,790 | 2,900 |
| | Charging | Tube material | | | Stainless steel | |
| | | Face area | | $m^2$ | 2.7 | 3.8 |
| | | Internal coil volume | | l | 13.2 | 18.5 |
| | | Operating pressure | | bar | 3 | |
| | | Average specifc thermal output | | W/K | 1,300 | 1,800 |
| | Auxiliary solar heating | Tube material | | | Stainless steel | |
| | | Face area | | $m^2$ | - | 0.5 |
| | | Internal coil volume | | l | - | 2.3 |
| | | Operating pressure | | bar | 3 | |
| | | Average specifc thermal output | | W/K | - | 280 |

EKHWS-B

# Stainless steel domestic hot water tank

› Available in 150, 200 and 300 liters



EKHWS-B

| Accessory | | | | EKHWS | 150B3V3 | 200B3V3 | 300B3V3 | 200B3Z2 | 300B3Z2 |
|---|---|---|---|---|---|---|---|---|---|
| Casing | Colour | | | | Neutral white | | | | |
| | Material | | | | Epoxy-coated mild steel | | | | |
| Dimensions | Unit | Width | mm | | 580 | | | | |
| | | Depth | mm | | 580 | | | | |
| Weight | Unit | Empty | kg | | 37 | 45 | 59 | 45 | 59 |
| Tank | Water volume | | l | | 150 | 200 | 300 | 200 | 300 |
| | Material | | | | Stainless steel (DIN 1.4521) | | | | |
| | Maximum water temperature | | °C | | 85 | | | | |
| | Insulation | Heat loss | kWh/24h | | 1.55 | 1.77 | 2.19 | 1.77 | 2.19 |
| Heat exchanger | Quantity | | | | 1 | | | | |
| | Tube material | | | | Duplex steel LDX 2101 | | | | |
| Booster heater | Capacity | | kW | | 3 | | | | |
| Power supply | Phase/Frequency/Voltage | | Hz/V | | 1~/50/230 | | | 2~/50/400 | |

EKHWE-A

# Enameled domestic hot water tank

› Available in 150, 200 and 300 liters



EKHWE200A

| Accessory | | | | EKHWE | 150A3V3 | 200A3V3 | 300A3V3 | 200A3Z2 | 300A3Z2 |
|---|---|---|---|---|---|---|---|---|---|
| Casing | Colour | | | | RAL9010 | | | | |
| | Material | | | | Epoxy coated steel | | | | |
| Dimensions | Unit | Diameter | mm | | 545 | | 660 | 545 | 660 |
| Weight | Unit | Empty | kg | | 80 | 104 | 140 | 104 | 140 |
| Tank | Water volume | | l | | 150 | 200 | 300 | 200 | 300 |
| | Material | | | | Enamel coated steel acc. DIN4753TL2 | | - | | |
| | Maximum water temperature | | °C | | 75 | | | | |
| | Insulation | Heat loss | kWh/24h | | 1.7 | 1.9 | 2.5 | 1.9 | 2.5 |
| Booster heater | Capacity | | kW | | 3.0 | | | | |
| Power supply | Phase/Frequency/Voltage | | Hz/V | | 1~/50/230 | | | 2~/50/400 | |

EKSRPS

# Pump station

- Save energy and reduce $CO_2$ emissions with a solar system for domestic hot water production
- Pump station connectable to unpressurised solar system
- Pump station and control provide the transfer of solar heat to the domestic hot water tank



EKSRPS3

| Accessory | | | | EKSRPS3 |
|---|---|---|---|---|
| Mounting | | | | On side of tank |
| Dimensions | Unit | HeightxWidthxDepth | mm | 815x230x142 |
| Control | Type | | | Digital temperature difference controller with plain text display |
| | Power consumption | | W | 2 |
| Power supply | Voltage | | V | 230 |
| Sensor | Solar panel temperature sensor | | | Pt1000 |
| | Storage tank sensor | | | PTC |
| | Return flow sensor | | | PTC |
| | Feed temperature and flow sensor | | | Voltage signal (3.5V DC) |

EKSOLHW

# Solar connection

- Transfers solar heat to the domestic hot water tank
- Save energy and reduce $CO_2$ emissions with a solar system for domestic hot water production



EKSOLHW

| Accessory | | | | EKSOLHW |
|---|---|---|---|---|
| Dimensions | Unit | HeightxWidthxDepth | mm | 770x305x270 |
| Weight | Unit | | kg | 8 |
| Operation range | Ambient temperature | Min.~Max. | °C | 1~35 |
| Sound pressure level | Nom. | | dBA | 27 |
| Power supply | Phase/Frequency/Voltage | | Hz/V | 1~/50/220-240 |
| Power supply intake | | | | Indoor unit |

EKSR3P

# Wired remote control for pump station EKSRDS1A

- Save energy and reduce $CO_2$ emissions with a solar system for domestic hot water production
- Wired remote control for pump station EKSRDS1A, connectable to pressurised solar system
- Pump station and control provide the transfer of solar heat to the domestic hot water tank

| Accessory | | | | EKSR3PA |
|---|---|---|---|---|
| Mounting | | | | On wall |
| Dimensions | Unit | HeightxWidthxDepth | mm | 332x230x145 |
| Control | Type | | | Digital temperature difference controller with plain text display |
| | Power consumption | | W | 2 |
| Power supply | Voltage | | V | 230 |
| Sensor | Solar panel temperature sensor | | | Pt1000 |
| | Storage tank sensor | | | PTC |
| | Return flow sensor | | | PTC |
| | Feed temperature and flow sensor | | | Voltage signal (3.5V DC) |

# Solar collector

## Thermal solar collector for hot water production

- Solar collectors can produce up to 70% of the energy needed for hot water production - a major cost saving
- Vertical or horizontal solar collector for domestic hot water production
- High efficiency collectors transfer all the short-wave solar radiation into heat as a result of their highly selective coating
- Easy to install on roof tiles



EKSH-P



EKSV-P

| Accessory | | | | EKSV21P | EKSV26P | EKSH26P |
|---|---|---|---|---|---|---|
| Dimensions | Unit | HeightxWidthxDepth | mm | 2,000x1,006x85 | 2,000x1,300x85 | 1,300x2,000x85 |
| Weight | Unit | | kg | 35 | 42 | |
| Volume | | | l | 1.3 | 1.7 | 2.1 |
| Surface | Outer | | $m^2$ | 2.01 | 2.6 | |
| | Aperture | | $m^2$ | 1.79 | 2.35 | |
| | Absorber | | $m^2$ | 1.8 | 2.36 | |
| Coating | | | | Micro-therm (absorption max. 96%, Emission ca. 5% +/-2%) | | |
| Absorber | | | | Harp-shaped copper pipe register with laser-welded highly selective coated aluminium plate | | |
| Glazing | | | | Single pane safety glass, transmission +/- 92% | | |
| Allowed roof angle | Min.~Max. | | ° | 15~80 | | |
| Operating pressure | Max. | | bar | 6 | | |
| Stand still temperature | Max. | | °C | 200 | | |

# Wireless remote control

## Room thermostat for easy regulation of the indoor temperature

- Easy and convenient regulation of the indoor temperature, resulting in ideal comfort and energy efficiency
- Heating and cooling mode, with possibility to disable cooling mode if not required
- Comfort function mode activates the programmed temperature levels intended for a home occupied during the day; default setpoints are 21°C in heating mode and 24°C in cooling mode and can be changed by the user
- Reduced function mode activates the programmed temperature levels for periods when the house is unoccupied or at night; default setpoints are 17°C in heating, 28°C in cooling mode and can be changed by the user
- Scheduled function mode: uses a timer to schedule heatin and cooling setpoints throughout the day; up to 12 setpoints can be programmed per day; the selected setpoints will be automatically activated at the scheduled time
- Holiday function mode: intended for setting reduced and fuel-efficient setpoints when the house is unoccupied for long periods. The default setpoints are 14°C for heating and 30°C for cooling.
- Off function: switches the system off; however, the integrated frost protection remains activated (set by default at 4°C).
- Setpoint limitation sets the upper and lower setpoint limits within which the user can programme the desired comfort levels and can only be modified by the installer
- Number of setpoint changes: 12/day
- Key lock function: possible to lock the keys of the room thermostat



EKRTR

EKRTWA

| Accessory | | | | EKRTR 1 | EKRTWA |
|---|---|---|---|---|---|
| | Thermostat | HeightxWidthxDepth | mm | 87x125x34 | |
| | Receiver | HeightxWidthxDepth | mm | 170x50x28 | -x-x- |
| Weight | Unit | | g | - | 215 |
| | Thermostat | | g | 210 | - |
| | Receiver | | g | 125 | - |
| Ambient | Storage | Min./Max. | °C | -20/60 | |
| temperature | Operation | Min./Max. | °C | 0/50 | |
| Temperature | Heating | Min./Max. | °C | 4/37 | |
| setting range | Cooling | Min./Max. | °C | 4/37 | |
| Clock | | | | Yes | |
| Regulation function | | | | Proportional band | |
| Power supply | Thermostat | Voltage | V | Battery powered 3x AA-LRG (alkaline) | Battery powered 3* AA-LR6 (alkaline) |
| | Receiver | Voltage | V | 230 | - |
| | Frequency | | Hz | 50 | - |
| | Phase | | | 1~ | - |
| Connection | Type | | | - | Wired |
| | Thermostat | | | Wireless | - |
| | Receiver | | | Wired | - |
| Maximum distance | Indoor | | m | approx.30m | - |
| to receiver | Outdoor | | m | approx.100m | - |

# Heat pump convector

## Floor standing unit saving on running costs when combined with under floor heating thanks to its low leaving water temperatures

- Its low height enables the unit to fit perfectly beneath a window
- Can be installed against a wall or recessed
- Vertical auto swing moves the discharge flaps up and down for efficient air and temperature distribution throughout the room
- Energy efficient heating and cooling system based on air source heat pump technology
- Optimum energy efficiency when connected to a Daikin Altherma low temperature system
- Whisper quiet in operation: the operating of the unit can hardly be heard. The sound pressure level goes down to 19dBA!
- Weekly timer can be set to start heating or cooling anytime on a daily or weekly basis
- Powerful mode can be selected for rapid cooling; after the powerful mode is turned off, the unit returns to the preset mode.



FWXV-A



ARC452A15




| Indoor Unit | | | FWXV | 15A | 20A |
|---|---|---|---|---|---|
| Heating capacity | Total capacity | Nom. | kW | 1.5 | 2.0 |
| | | | Btu/h | 5,100 | 6,800 |
| Cooling capacity | Total capacity | Nom. | kW | 1.2 | 1.7 |
| | Sensible capacity | Nom. | kW | 0.98 | 1.4 |
| Power input | Heating | Nom. | kW | 0.013 | 0.015 |
| | Cooling | Nom. | kW | 0.013 | 0.015 |
| Dimensions | Unit | HeightxWidthxDepth | mm | 600x700x210 | |
| Weight | Unit | | kg | 15 | |
| Piping connections | Drain/OD/Inlet/Outlet | | mm/inch | 18/G 1/2/G 1/2 | |
| Sound pressure | Heating | Nom. | dBA | 19 | 29 |
| level | Cooling | Nom. | dBA | 19 | 29 |
| Power supply | Phase/Frequency/Voltage | | Hz/V | 1~/50/60/220-240/220 | |



# Heating & domestic hot water for renovations

## Why choose Daikin Altherma high temperature?

Daikin Altherma high temperature is ideal **to replace your current oil boiler**, without replacing your existing radiators. It offers a wide range to adapt to your customer's needs.

- Heating and domestic hot water with optional solar connection
- Capacities from 11 to 16 kW
- Combinable with existing high temperature radiators
- Easy control

› Low running costs and optimum comfort at even the coldest outdoor temperatures, thanks to the unique cascade compressor approach
› No need to change your existing radiators and piping as water temperatures can be increased up to 80°C for heating and domestic hot water use
› Only limited installation space needed as the indoor unit and domestic hot water tank can be stacked on each other

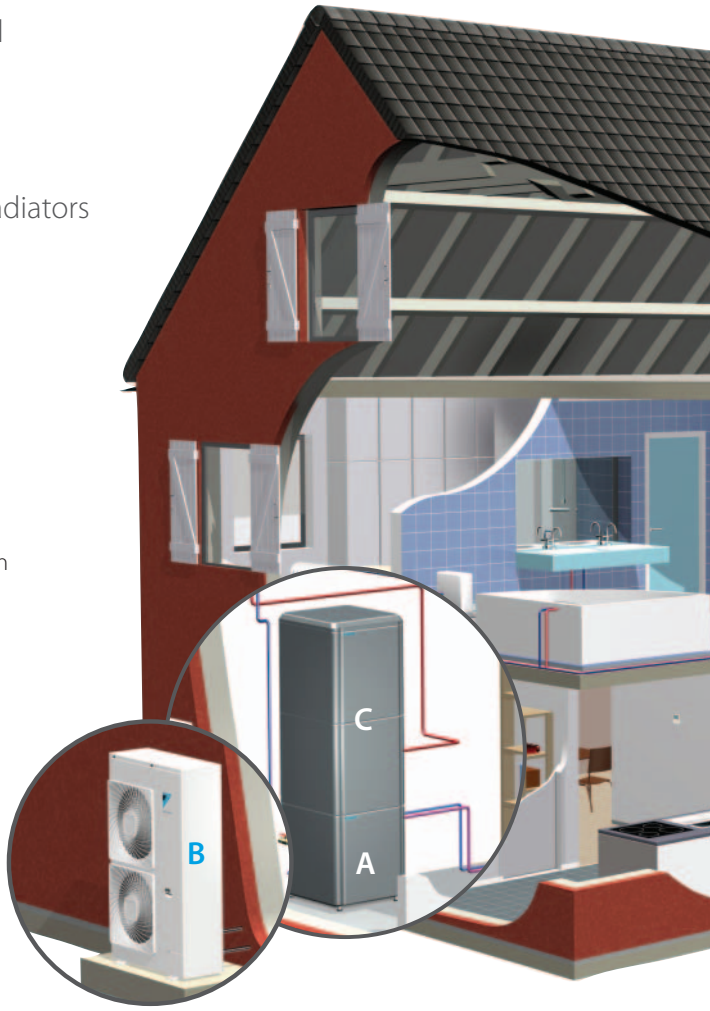


**A** Indoor unit
**B** Outdoor unit
**C** Domestic hot water tank

# Marketing tools

Visit our extranet: go to
extranet.daikineurope.com > Document library
Download the software:
http://www.daikineurope.com/binaries/daikin_alth_tcm524-234758.zip





# Accessories for high temperature applications

## User interface

With Daikin Altherma's user interface, the ideal temperature can be easily, quickly and conveniently regulated. It allows for more precise measurement and can regulate your comfort even more optimally and energy efficiently.

## Heat emitters

The Daikin Atherma high temperature system is designed to work only with high-temperature radiators, which come in various sizes and formats to suit the interior design as well as the heating requirement. Our radiators can be individually controlled or they can be regulated by the central heating control programme.

## Solar connection

The Daikin Altherma high temperature heating system can optionally use solar energy for hot water production.
If the solar energy is not required immediately, the purpose-built hot water tank (EKHWP) can store large quantities of heated water for up to a day for later use as domestic hot water or for heating.

EKHBRD-ACV1/Y1 +
ER(R/S)Q-AV1/AY1/EMRQ-A

# Daikin Altherma high temperature split

## Floor standing heating only air to water heat pump combinable with existing radiators

- Easy replacement of existing boiler, without changing heating pipes
- Low energy bills and low $CO_2$ emissions
- Energy efficient heating only system based on air to water heat pump technology
- Combinable with high temperature radiators
- High temperature application: up to 80°C without electric heater
- Floor standing indoor unit up to 16kW
- Inverter controlled scroll compressor
- Outdoor unit extracts heat from the outdoor air, even at -20°C



EKHBRD_ACV1/Y1



ER(R/S)Q-AV1/Y1



EMRQ14-16A

| Efficiency data | | | | EKHBRD | 011ACV1 + ERSQ 011AV1 | 014ACV1 + ERSQ 014AV1 | 016ACV1 + ERSQ 016AV1 | 011ACV1 + ERRQ 011AV1 | 014ACV1 + ERRQ 014AV1 | 016ACV1 + ERRQ 016AV1 | 011ACY1 + ERSQ 011AY1 | 014ACY1 + ERSQ 014AY1 | 016ACY1 + ERSQ 016AY1 | 011ACY1 + ERRQ 011AY1 | 014ACY1 + ERRQ 014AY1 | 016ACY1 + ERRQ 016AY1 |
|---|---|---|---|---|---|---|---|---|---|---|---|---|---|---|---|---|
| Heating capacity | Nom. | | | kW | 11 (3) / 11 (4) / 11 (5) | 14 (3) / 14 (4) / 14 (5) | 16 (3) / 16 (4) / 16 (5) | 11 (3) / 11 (4) | 14 (3) / 14 (4) | 16 (3) / 16 (4) | 11 (3) / 11 (4) / 11 (5) | 14 (3) / 14 (4) / 14 (5) | 16 (3) / 16 (4) / 16 (5) | 11 (3) / 11 (4) | 14 (3) / 14 (4) | 16 (3) / 16 (4) |
| Power input | Heating | Nom. | | kW | 3.57 (3) / 4.40 (4) / 2.61 (5) | 4.66 (3) / 5.65 (4) / 3.55 (5) | 5.57 (3) / 6.65 (4) / 4.31 (5) | 3.57 (3) / 4.40 (4) | 4.66 (3) / 5.65 (4) | 5.57 (3) / 6.65 (4) | 3.57 (3) / 4.40 (4) / 2.61 (5) | 4.66 (3) / 5.65 (4) / 3.55 (5) | 5.57 (3) / 6.65 (4) / 4.31 (5) | 3.57 (3) / 4.40 (4) | 4.66 (3) / 5.65 (4) | 5.57 (3) / 6.65 (4) |
| COP | | | | | 3.08 (3) / 2.50 (4) / 4.22 (5) | 3.00 (3) / 2.48 (4) / 3.94 (5) | 2.88 (3) / 2.41 (4) / 3.72 (5) | 3.08 (3) / 2.50 (4) | 3.00 (3) / 2.48 (4) | 2.88 (3) / 2.41 (4) | 3.08 (3) / 2.50 (4) / 4.22 (5) | 3.00 (3) / 2.48 (4) / 3.94 (5) | 2.88 (3) / 2.41 (4) / 3.72 (5) | 3.08 (3) / 2.50 (4) | 3.00 (3) / 2.48 (4) | 2.88 (3) / 2.41 (4) |

| Indoor Unit | | | | EKHBRD | 011ACV1 | 014ACV1 | 016ACV1 | 011ACV1 | 014ACV1 | 016ACV1 | 011ACY1 | 014ACY1 | 016ACY1 | 011ACY1 | 014ACY1 | 016ACY1 |
|---|---|---|---|---|---|---|---|---|---|---|---|---|---|---|---|---|
| Casing | Colour | | | | Metallic grey | | | | | | | | | | | |
| | Material | | | | Precoated sheet metal | | | | | | | | | | | |
| Dimensions | Unit | HeightxWidthxDepth | | mm | 705x600x695 | | | | | | | | | | | |
| Weight | Unit | | | kg | 144 | | | | | | 147 | | | | | |
| Operation range | Heating | Ambient | Min.~Max. | °C | -20~20 | | | | | | | | | | | |
| | | Water side | Min.~Max. | °C | 25~80 | | | | | | | | | | | |
| | Domestic hot water | Ambient | Min.~Max. | °CDB | -20~35 | | | | | | | | | | | |
| | | Water side | Min.~Max. | °C | 25~80 | | | | | | | | | | | |
| Sound pressure level | Nom. | | | dBA | 43 (1) / 46 (2) | 45 (1) / 46 (2) | 46 (1) / 46 (2) | 43 (1) / 46 (2) | 45 (1) / 46 (2) | 46 (1) / 46 (2) | 43 (1) / 46 (2) | 45 (1) / 46 (2) | 46 (1) / 46 (2) | 43 (1) / 46 (2) | 45 (1) / 46 (2) | 46 (1) / 46 (2) |
| | Night quiet mode | Level 1 | | dBA | 40 (1) | 43 (1) | 45 (1) | 40 (1) | 43 (1) | 45 (1) | 40 (1) | 43 (1) | 45 (1) | 40 (1) | 43 (1) | 45 (1) |

| | | | | | ERSQ | | | ERRQ | | | ERSQ | | | ERRQ | | |
|---|---|---|---|---|---|---|---|---|---|---|---|---|---|---|---|---|
| Outdoor Unit | | | | ERSQ/ERRQ | 011AV1 | 014AV1 | 016AV1 | 011AV1 | 014AV1 | 016AV1 | 011AY1 | 014AY1 | 016AY1 | 011AY1 | 014AY1 | 016AY1 |
| Dimensions | Unit | HeightxWidthxDepth | | mm | 1,345x900x320 | | | | | | | | | | | |
| Weight | Unit | | | kg | 120 | | | | | | | | | | | |
| Compressor | Quantity | | | | 1 | | | | | | | | | | | |
| | Type | | | | Hermetically sealed scroll compressor | | | | | | | | | | | |
| Operation range | Heating | Min.~Max. | | °CWB | -20~20 | | | | | | | | | | | |
| | Domestic hot water | Min.~Max. | | °CDB | -20~35 | | | | | | | | | | | |
| Refrigerant | Type / GWP | | | | R-410A / 2,087.5 | | | | | | | | | | | |
| | Charge | | | kg | 4.5 | | | | | | | | | | | |
| | Charge | | | $TCO_2Eq$ | 9.4 | | | | | | | | | | | |
| Sound power level | Heating | Nom. | | dBA | 68 | 69 | 71 | 68 | 69 | 71 | 68 | 69 | 71 | 68 | 69 | 71 |
| Sound pressure level | Heating | Nom. | | dBA | 52 | 53 | 55 | 52 | 53 | 55 | 52 | 53 | 55 | 52 | 53 | 55 |
| Power supply | Name/Phase/Frequency/Voltage | | | Hz/V | V1/1~/50/220-440 | | | V1/1~/50/220-240 | | | Y1/3~/50/380-415 | | | | | |
| Current | Recommended fuses | | | A | 25 | | | | | | 16 | | | | | |

| Outdoor Unit | | | | EMRQ | 8A | 10A | 12A | 14A | 16A |
|---|---|---|---|---|---|---|---|---|---|
| Heating capacity | Nom. | | | kW | 22.4 | 28 | 33.6 | 39.2 | 44.8 |
| Dimensions | Unit | HeightxWidthxDepth | | mm | 1,680x1,300x765 | | | | |
| Weight | Unit | | | kg | 331 | | | 339 | |
| Operation range | Heating | Min.~Max. | | °CWB | -15~20 | | | | |
| | Domestic hot water | Ambient | Min.~Max. | °CDB | -15~35 | | | | |
| Refrigerant | Type / GWP | | | | R-410A / 2,087.5 | | | | |
| | Charge | | | kg | 10.3 | 10.6 | 10.8 | 11.1 | |
| | Charge | | | $TCO_2Eq$ | 21.5 | 22.1 | 22.5 | 23.2 | |
| Piping connections | Liquid | OD | | mm | 9.52 | | 12.7 | 13 | 12.7 |
| | Suction | OD | | mm | 19.1 | 22.2 | | 28.6 | |
| | High and low pressure gas | OD | | mm | 15.9 | 19.1 | | 22.2 | |
| | Piping length | OU - IU | Max. | m | 100 | | | | |
| | | System | Equivalent | m | 120 | | | | |
| | Total piping length | System | Actual | m | 300 | | | | |
| Sound power level | Heating | Nom. | | dBA | 78 | | 80 | 83 | 84 |
| Sound pressure level | Heating | Nom. | | dBA | 58 | | 60 | 62 | 63 |
| Power supply | Phase/Voltage | | | V | 3~/380-415 | | | | |

(1) Sound levels are measured at: EW 55°C; LW 65°C; Dt 10°C; ambient conditions 7°CDB/6°CWB (2) Sound levels are measured at: EW 70°C; LW 80°C; Dt 10°C; ambient conditions 7°CDB/6°CWB
(3) EW 55°C; LW 65°C; Dt 10°C; ambient conditions 7°CDB/6°CWB (4) EW 70°C; LW 80°C; Dt 10°C; ambient conditions 7°CDB/6°CWB (5)EW 30°C; LW 35°C; Dt 5°C; ambient conditions 7°CDB/6°CWB (ERSQ only)

# Domestic hot water tank

## Stackable stainless steel domestic hot water tank

- The indoor unit and domestic hot water tank can be stacked to save space, or installed next to each other, if only limited height is available
- Available in 200 and 260 liters
- Heat loss is reduced to a minimum thanks to the high quality insulation
- At necessary intervals, the indoor unit can heat up the water to 60°C to prevent the risk of bacteria growth
- Efficient temperature heat-up: from 10°C to 50°C in only 60 minutes



EKHTS200AC



EKHTS260AC

| Accessory | | | | EKHTS | 200AC | 260AC |
|---|---|---|---|---|---|---|
| Casing | Colour | | | | Metallic grey | |
| | Material | | | | Galvanised steel (precoated sheet metal) | |
| Dimensions | Unit | Height | Integrated on indoor unit | mm | 2,010 | 2,285 |
| | | Width | | mm | 600 | |
| | | Depth | | mm | 695 | |
| Weight | Unit | Empty | | kg | 70 | 78 |
| Tank | Water volume | | | l | 200 | 260 |
| | Material | | | | Stainless steel (EN 1.4521) | |
| | Maximum water temperature | | | °C | 75 | |
| | Insulation | Heat loss | | kWh/24h | 1.2 | 1.5 |
| Heat exchanger | Quantity | | | | 1 | |
| | Tube material | | | | Duplex steel (EN 1.4162) | |
| | Face area | | | $m^2$ | 1.56 | |
| | Internal coil volume | | | l | 7.5 | |

# Plastic domestic hot water tank with solar support

- Available in 300 and 500 liters
- Large hot water storage tank to provide domestic hot water at any time
- Heat loss is reduced to a minimum thanks to the high quality insulation
- Space heating support possible (500l tank only)



EKHWP300B

| Accessory | | | | EKHWP | 300B | 500B |
|---|---|---|---|---|---|---|
| Dimensions | Unit | Width | | mm | 595 | 790 |
| | | Depth | | mm | 615 | 790 |
| Weight | Unit | Empty | | kg | 59 | 93 |
| Tank | Water volume | | | l | 300 | 500 |
| | Maximum water temperature | | | °C | 85 | |
| | Insulation | Heat loss | | kWh/24h | 1.3 | 1.4 |
| Heat exchanger | Domestic hot water | Tube material | | | Stainless steel | |
| | | Face area | | $m^2$ | 5.8 | 6 |
| | | Internal coil volume | | l | 27.9 | 29 |
| | | Operating pressure | | bar | 6 | |
| | | Average specifc thermal output | | W/K | 2,790 | 2,900 |
| | Charging | Tube material | | | Stainless steel | |
| | | Face area | | $m^2$ | 2.7 | 3.8 |
| | | Internal coil volume | | l | 13.2 | 18.5 |
| | | Operating pressure | | bar | 3 | |
| | | Average specifc thermal output | | W/K | 1,300 | 1,800 |
| | Auxiliary solar heating | Tube material | | | Stainless steel | |
| | | Face area | | $m^2$ | - | 0.5 |
| | | Internal coil volume | | l | - | 2.3 |
| | | Operating pressure | | bar | 3 | |
| | | Average specifc thermal output | | W/K | - | 280 |

EKS(H/V)-P

# Solar collector

## Thermal solar collector for hot water production

- Solar collectors can produce up to 70% of the energy needed for hot water production - a major cost saving
- Vertical or horizontal solar collector for domestic hot water production
- High efficiency collectors transfer all the short-wave solar radiation into heat as a result of their highly selective coating
- Easy to install on roof tiles



EKSH-P



EKSV-P

| Accessory | | | | EKSV21P | EKSV26P | EKSH26P |
|---|---|---|---|---|---|---|
| Dimensions | Unit | HeightxWidthxDepth | mm | 2,000x1,006x85 | 2,000x1,300x85 | 1,300x2,000x85 |
| Weight | Unit | | kg | 35 | 42 | |
| Volume | | | l | 1.3 | 1.7 | 2.1 |
| Surface | Outer | | $m^2$ | 2.01 | 2.6 | |
| | Aperture | | $m^2$ | 1.79 | 2.35 | |
| | Absorber | | $m^2$ | 1.8 | 2.36 | |
| Coating | | | | Micro-therm (absorption max. 96%, Emission ca. 5% +/-2%) | | |
| Absorber | | | | Harp-shaped copper pipe register with laser-welded highly selective coated aluminium plate | | |
| Glazing | | | | Single pane safety glass, transmission +/- 92% | | |
| Allowed roof angle | Min.~Max. | | ° | 15~80 | | |
| Operating pressure | Max. | | bar | 6 | | |
| Stand still temperature | Max. | | °C | 200 | | |

EKSRPS

# Pump station

- Save energy and reduce $CO_2$ emissions with a solar system for domestic hot water production
- Pump station connectable to unpressurised solar system
- Pump station and control provide the transfer of solar heat to the domestic hot water tank



EKSRPS3

| Accessory | | | | EKSRPS3 |
|---|---|---|---|---|
| Mounting | | | | On side of tank |
| Dimensions | Unit | HeightxWidthxDepth | mm | 815x230x142 |
| Control | Type | | | Digital temperature difference controller with plain text display |
| | Power consumption | | W | 2 |
| Power supply | Voltage | | V | 230 |
| Sensor | Solar panel temperature sensor | | | Pt1000 |
| | Storage tank sensor | | | PTC |
| | Return flow sensor | | | PTC |
| | Feed temperature and flow sensor | | | Voltage signal (3.5V DC) |

# Daikin Altherma Flex Type

## for large residential and commercial applications

## Why choose Daikin Altherma Flex Type

Daikin Altherma Flex Type is a flexible solution for space heating, domestic hot water and cooling for e.g. apartments, spas, hotels and restaurants

- Low operating costs thanks to high efficiency
- Large hot water volume
- Cooling in the most efficient way thanks to heat recovery technology
- Limited installation space thanks to small footprint of indoor unit and outdoor unit

### Heat emitters

All types of heat emitters can be connected thanks to its wide water temperature range (up to 80°C) and its ability to work with multiple set points, allowing a combination of different heat emitters operating at different water temperatures.

### Modular system

One or more outdoor units can be connected to several indoor units (maximum 10 indoor units per outdoor unit).

### Advanced control and monitoring

To further increase the efficiency, an RTD-W per indoor unit and a sequencing controller for the full heating system can be installed to monitor the exact heating demand.



1 Heating
2 Cooling
3 Hot water



## Marketing tools

› Visit the extranet: http://bit.ly/1yfMSKM
› Download the software: http://bit.ly/1ma4se5

# Daikin Altherma Flex Type

## Floor standing air to water heat pump for large residential and commercial applications

- Floor standing indoor unit up to 9kW
- Low energy bills and low $CO_2$ emissions
- Energy efficient heating only system based on air to water heat pump technology
- High temperature application: up to 80°C without electric heater
- Flexible configuration with respect to heat emitters
- Inverter controlled scroll compressor




EKHVM(R/Y)D-A

| Indoor Unit | | | | EKHVMRD/EKHVMYD | 50A | 80A | 50A | 80A |
|---|---|---|---|---|---|---|---|---|
| Casing | Colour | | | | Metallic grey | | | |
| | Material | | | | Precoated sheet metal | | | |
| Dimensions | Unit | HeightxWidthxDepth | | mm | 705x600x695 | | | |
| Weight | Unit | | | kg | 92 | | 120 | |
| Operation range | Heating | Ambient | Min./Max. | °C | -15/20 | | | |
| | | Water side | Min./Max. | °C | 25/80 | | | |
| | Cooling | Ambient | Min./Max. | °CDB | -/- | | 10/43 | |
| | | Water side | Min./Max. | °C | -/- | | 5/20 | |
| | Domestic hot water | Ambient | Min.~Max. | °CDB | -15~35 | | | |
| | | Water side | Min./Max. | °C | 45/75 | | | |
| Refrigerant | Type / GWP | | | | R-134A / 1,430 | | | |
| | Charge | | | kg | 2 | | | |
| | Charge | | | $TCO_2Eq$ | 2.9 | | | |
| Sound pressure level | Nom. | | | dBA | 40 (1) / 43 (2) | 42 (1) / 43 (2) | 40 (1) / 43 (2) | 42 (1) / 43 (2) |
| | Night quiet mode | Level 1 | | dBA | 38 (1) | | | |
| Power supply | Name/Phase/Frequency/Voltage | | | Hz/V | V1/1~/50/220-240 | | | |
| Current | Recommended fuses | | | A | 20 | | | |

(1) Sound levels are measured at: EW 55°C; LW 65°C (2) Sound levels are measured at: EW 70°C; LW 80°C

# Daikin Altherma Flex Type

## Floor standing heating only air to water heat pump combinable with existing radiators

- Single or three phase floor standing indoor unit up to 16kW
- Low energy bills and low $CO_2$ emissions
- Energy efficient heating only system based on air to water heat pump technology
- Combinable with high temperature radiators
- Easy replacement of existing boiler, without changing heating pipes
- High temperature application: up to 80°C without electric heater
- Inverter controlled scroll compressor



EKHBRD_ACV1/Y1

| Indoor Unit | | | | | EKHBRD | 011ACV1 | 014ACV1 | 016ACV1 | 011ACY1 | 014ACY1 | 016ACY1 |
|---|---|---|---|---|---|---|---|---|---|---|---|
| Casing | Colour | | | | | Metallic grey | | | | | |
| | Material | | | | | Precoated sheet metal | | | | | |
| Dimensions | Unit | HeightxWidthxDepth | | | mm | 705x600x695 | | | | | |
| Weight | Unit | | | | kg | 144 | | | 147 | | |
| Operation range | Heating | Ambient | Min./Max. | | °C | -20/20 | | | | | |
| | | Water side | Min./Max. | | °C | 25/80 | | | | | |
| | Domestic hot water | Ambient | Min.~Max. | | °CDB | -20~35 | | | | | |
| | | Water side | Min./Max (booster heater)/ Max. | | °C | 25/-/80 | | | | | |
| Refrigerant | Type / GWP | | | | | R-134A / 1,430 | | | | | |
| | Charge | | | | kg | 2.6 | | | | | |
| | Charge | | | | $TCO_2Eq$ | 3.7 | | | | | |
| Sound pressure level | Nom. | | | | dBA | 43 (1) / 46 (2) | 45 (1) / 46 (2) | 46 (1) / 46 (2) | 43 (1) / 46 (2) | 45 (1) / 46 (2) | 46 (1) / 46 (2) |
| | Night quiet mode | Level 1 | | | dBA | 40 (1) | 43 (1) | 45 (1) | 40 (1) | 43 (1) | 45 (1) |
| Power supply | Name/Phase/Frequency/Voltage | | | | Hz/V | V1/1~/50/220-240 | | | Y1/3~/50/380-415 | | |
| Current | Recommended fuses | | | | A | 25 | | | 16 | | |

(1) Sound levels are measured at: EW 55°C; LW 65°C; Dt 10°C; ambient conditions 7°CDB/6°CWB (2) Sound levels are measured at: EW 70°C; LW 80°C; Dt 10°C; ambient conditions 7°CDB/6°CWB

# Daikin Altherma Flex Type

- Low energy bills and low $CO_2$ emissions
- Easy installation and maintenance
- Integrated heat recovery system
- The ultimate heating solution for residential and commercial applications based on air to water heat pump technology
- Customised to meet your building's needs: up to 10 indoor units can be connected to 1 outdoor unit



EMRQ-A

| Outdoor Unit | | | | | EMRQ | 8A | 10A | 12A | 14A | 16A |
|---|---|---|---|---|---|---|---|---|---|---|
| Heating capacity | Nom. | | | | kW | 22.4 (1) | 28 (1) | 33.6 (1) | 39.2 (1) | 44.8 (1) |
| Cooling capacity | Nom. | | | | kW | 20 (2) | 25 (2) | 30 (2) | 35 (2) | 40 (2) |
| Casing | Colour | | | | | Daikin White | | | | |
| | Material | | | | | Painted galvanized steel plate | | | | |
| Dimensions | Unit | HeightxWidthxDepth | | | mm | 1,680x1,300x765 | | | | |
| Weight | Unit | | | | kg | 331 | | | 339 | |
| Operation range | Heating | Min. | | | °CWB | -15 | | | | |
| | | Max. | | | °CWB | 20 | | | | |
| | Domestic hot water | Ambient | Min.~Max. | | °CDB | -15~35 | | | | |
| | Cooling | Min. | | | °CDB | 10 | | | | |
| | | Max. | | | °CDB | 43 | | | | |
| Refrigerant | Type / GWP | | | | | R-410A / 2,087.5 | | | | |
| | Charge | | | | kg | 10.3 | 10.6 | 10.8 | 11.1 | |
| | Charge | | | | $TCO_2Eq$ | 21.5 | 22.1 | 22.5 | 23.2 | |
| Piping connections | Liquid | OD | | | mm | 9.52 | | 12.7 | 13 | 12.7 |
| | Suction | OD | | | mm | 19.1 | 22.2 | | 28.6 | |
| | High and low pressure gas | OD | | | mm | 15.9 | 19.1 | | 22.2 | |
| | Piping length | OU - IU | Max. | | m | 100 | | | | |
| | | System | Equivalent | | m | 120 | | | | |
| | Total piping length | System | Actual | | m | 300 | | | | |
| Sound power level | Heating | Nom. | | | dBA | 78 | | 80 | 83 | 84 |
| Sound pressure level | Heating | Nom. | | | dBA | 58 | | 60 | 62 | 63 |
| Power supply | Phase/Voltage | | | | V | 3~/380-415 | | | | |
| Current | Recommended fuses | | | | A | 20 | 25 | | 40 | |

(1) Condition: Ta=7°CDB/6°CWB, 100% connection ratio (2) Condition: Ta=35°CDB, 100% connection ratio

EKHTS-AC

# Domestic hot water tank

## Stackable stainless steel domestic hot water tank

- The indoor unit and domestic hot water tank can be stacked to save space, or installed next to each other, if only limited height is available
- Available in 200 and 260 liters
- Heat loss is reduced to a minimum thanks to the high quality insulation
- At necessary intervals, the indoor unit can heat up the water to 60°C to prevent the risk of bacteria growth
- Efficient temperature heat-up: from 10°C to 50°C in only 60 minutes




| Accessory | | | | EKHTS | 200AC | 260AC |
|---|---|---|---|---|---|---|
| Casing | Colour | | | | Metallic grey | |
| | Material | | | | Galvanised steel (precoated sheet metal) | |
| Dimensions | Unit | Height | Integrated on indoor unit | mm | 2,010 | 2,285 |
| | | Width | | mm | 600 | |
| | | Depth | | mm | 695 | |
| Weight | Unit | Empty | | kg | 70 | 78 |
| Tank | Water volume | | | l | 200 | 260 |
| | Material | | | | Stainless steel (EN 1.4521) | |
| | Maximum water temperature | | | °C | 75 | |
| | Insulation | Heat loss | | kWh/24h | 1.2 | 1.5 |
| Heat exchanger | Quantity | | | | 1 | |
| | Tube material | | | | Duplex steel (EN 1.4162) | |
| | Face area | | | $m^2$ | 1.56 | |
| | Internal coil volume | | | l | 7.5 | |

EKHWP-B

# Plastic domestic hot water tank with solar support

- Available in 300 and 500 liters
- Large hot water storage tank to provide domestic hot water at any time
- Heat loss is reduced to a minimum thanks to the high quality insulation
- Space heating support possible (500l tank only)




| Accessory | | | EKHWP | 300B | 500B |
|---|---|---|---|---|---|
| Dimensions | Unit | Width | mm | 595 | 790 |
| | | Depth | mm | 615 | 790 |
| Weight | Unit | Empty | kg | 59 | 93 |
| Tank | Water volume | | l | 300 | 500 |
| | Maximum water temperature | | °C | 85 | |
| | Insulation | Heat loss | kWh/24h | 1.3 | 1.4 |
| Heat exchanger | Domestic hot water | Tube material | | Stainless steel | |
| | | Face area | $m^2$ | 5.8 | 6 |
| | | Internal coil volume | l | 27.9 | 29 |
| | | Operating pressure | bar | 6 | |
| | | Average specifc thermal output | W/K | 2,790 | 2,900 |
| | Charging | Tube material | | Stainless steel | |
| | | Face area | $m^2$ | 2.7 | 3.8 |
| | | Internal coil volume | l | 13.2 | 18.5 |
| | | Operating pressure | bar | 3 | |
| | | Average specifc thermal output | W/K | 1,300 | 1,800 |
| | Auxiliary solar heating | Tube material | | Stainless steel | |
| | | Face area | $m^2$ | - | 0.5 |
| | | Internal coil volume | l | - | 2.3 |
| | | Operating pressure | bar | 3 | |
| | | Average specifc thermal output | W/K | - | 280 |

# Heat pump convector

## Floor standing unit saving on running costs when combined with under floor heating thanks to its low leaving water temperatures

- Its low height enables the unit to fit perfectly beneath a window
- Can be installed against a wall or recessed
- Vertical auto swing moves the discharge flaps up and down for efficient air and temperature distribution throughout the room
- Energy efficient heating and cooling system based on air source heat pump technology
- Optimum energy efficiency when connected to a Daikin Altherma low temperature system
- Whisper quiet in operation: the operating of the unit can hardly be heard. The sound pressure level goes down to 19dBA!
- Weekly timer can be set to start heating or cooling anytime on a daily or weekly basis
- Powerful mode can be selected for rapid cooling; after the powerful mode is turned off, the unit returns to the preset mode.



FWXV-A



ARC452A15




| Indoor Unit | | | | FWXV | 15A | 20A |
|---|---|---|---|---|---|---|
| Heating capacity | Total capacity | Nom. | kW | | 1.5 | 2.0 |
| | | | Btu/h | | 5,100 | 6,800 |
| Cooling capacity | Total capacity | Nom. | kW | | 1.2 | 1.7 |
| | Sensible capacity | Nom. | kW | | 0.98 | 1.4 |
| Power input | Heating | Nom. | kW | | 0.013 | 0.015 |
| | Cooling | Nom. | kW | | 0.013 | 0.015 |
| Dimensions | Unit | HeightxWidthxDepth | mm | | 600x700x210 | |
| Weight | Unit | | kg | | 15 | |
| Piping connections | Drain/OD/Inlet/Outlet | | mm/inch | | 18/G 1/2/G 1/2 | |
| Sound pressure level | Heating | Nom. | dBA | | 19 | 29 |
| | Cooling | Nom. | dBA | | 19 | 29 |
| Power supply | Phase/Frequency/Voltage | | Hz/V | | 1~/50/60/220-240/220 | |

# Gas condensing boiler

## Reliability and peace of mind

## Why choose the Daikin gas condensing boiler?

- Low costs for both heating and hot water thanks to new dual heat exchanger resulting in high efficiencies
- Easy installation in minimum space

## Low costs for both heating and hot water thanks to new dual heat exchanger

1. With the first heat exchanger, maximum efficiency is reached when heating your home through condensation of the flue gases

**[Unique Daikin feature]**

2. Also when producing hot water the efficiency is maximised thanks to condensation with the unique second heat exchanger

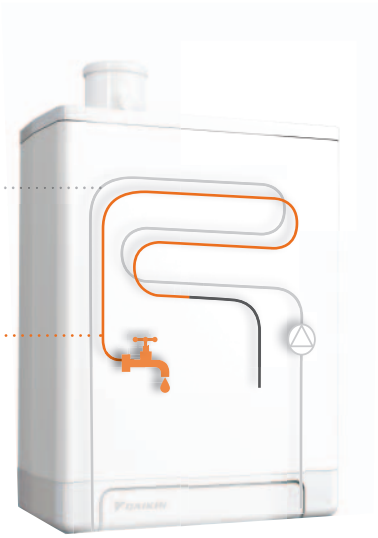

Unique in the market:
double condensation, not only for heating but also for domestic hot water
**resulting in low running costs**

Gas condensing boiler



B-pack

## Easy installation in minimum space

Installation time can be reduced to the minimum by using our optional pre-assembled B-pack which contains all the components for the functional installation in one module and fits behind the boiler. And as there are fewer parts, the Daikin condensing gas boiler is more reliable and easier to service

## Marketing tools

› Visit the extranet: go to extranet.daikineurope.com > Document library

# Gas condensing boiler

## Top efficiency gas condensing boiler for heating and hot water

› Low running costs for both heating and hot water thanks to new dual heat exchanger
› Maximum heating comfort and domestic hot water when it is most needed
› Quick, easy and compact installation thanks to our optional pre-assembled B-pack, containing all auxiliary components



EKOMB(G)-A

| Indoor Unit | | | | EKOMB/EKOMBG | 22A | 28A | 33A | 22A | 28A | 33A |
|---|---|---|---|---|---|---|---|---|---|---|
| Gas | Consumption (G20) | Min-Max | | $m^3/h$ | 0.58-2.29 | 0.74-2.46 | 0.75-3.39 | 0.57-2.42 | 0.75-3.02 | 0.78-3.39 |
| | Consumption (G31) | Min-Max | | $m^3/h$ | 0.22-0.87 | 0.28-0.94 | 0.28-1.29 | 0.22-0.92 | 0.28-1.15 | 0.30-1.29 |
| | Connection | Diameter | | mm | 15 | | | | | |
| Central heating | Heat input Qn (net calorific value) | Nom | Min-Max | kW | 5.6-18.7 | 7.1-23.7 | 7.2-27.3 | 5.5-23.3 | 7.2-29.1 | 7.5-32.7 |
| | Heat input Qn (gross calorific value) | Nom | Min-Max | kW | 6.2-20.8 | 7.9-26.3 | 8.0-30.3 | 6.1-25.9 | 8.0-32.3 | 8.3-36.3 |
| | Output Pn at 80/60°C | Min-Nom | | kW | 5.4-17.8 | 6.9-22.8 | 7.1-26.3 | 5.4-22.7 | 7.1-28.4 | 7.4-32.1 |
| | Output Pnc at 50/30°C | Min-Nom | | kW | 5.9-18.5 | 7.6-23.4 | 7.8-27.1 | 5.9-23.8 | 7.7-31.1 | 8.2-35.0 |
| | Output at 40/30°C | Min | | kW | 6.0 | 7.6 | 7.7 | 5.9 | 7.7 | 8.2 |
| | Water pressure (PMS) | Max | | bar | 3 | | | | | |
| | Water temperature | Max | | °C | 90 | | | | | |
| | Efficiency | Net calorific value | | % | 107 | | | | | 109 |
| Domestic hot water | Heat input (net calorific value) Qnw | Nom | Min-Max | kW | 5.6-22.1 | 7.1-28.0 | 7.2-32.7 | 5.5-23.3 | 7.2-29.1 | 7.5-32.7 |
| | Heat input (gross calorific value) Qnw | Nom | Min-Max | kW | 6.2-24.6 | 7.9-31.1 | 8.0-36.3 | 6.1-25.9 | 8.0-32.3 | 8.3-36.3 |
| | Output | Min-Nom | | kW | 6.1-21.0 | 6.6-26.2 | 7.9-31.5 | 5.9-22.7 | 7.7-28.4 | 8.2-32.1 |
| | Domestic hot water threshold | | | l/min | 1.5 | | | | | |
| | Water flow | Rate | Nom | l/min | 10 (1)/ 6 (2) | 12.5 (1)/ 7.5 (2) | 15 (1)/ 9 (2) | 10 (1)/ 6 (2) | 12.5 (1)/ 7.5 (2) | 15 (1)/ 9 (2) |
| | Temperature | Factory setting | | °C | 60 | | | | | |
| | Operation range | Min/Max | | °C | -/- | | | | | |
| Supply air | Connection | | | mm | 100 | | | | | |
| | Concentric | | | | Yes | | | | | |
| Flue gas | Connection | | | mm | 60 | | | | | |
| Casing | Colour | | | | White - RAL9010 | | | | | |
| | Material | | | | Precoated sheet metal | | | | | |
| Dimensions | Unit | HeightxCasingxIntegrated on indoor unitxWidthxDepth | | mm | 590x-x450x240 | 650x-x450x240 | 710x-x450x240 | 590x-x450x240 | 650x-x450x240 | 710x-x450x240 |
| Weight | Unit | Empty | | kg | 30 | 33 | 36 | 30 | 33 | 36 |
| Power supply | Phase/Frequency/Voltage | | | Hz/V | 1~/50/230 | | | | | |
| Electrical power consumption | Max. | | | W | 105 | | | 80 | | |
| | Standby | | | W | 2 | | | | | |

(1) Setpoint 40°C (2) Setpoint 60°C

# Air to air heat pumps optimised for heating for residential use

For more details on the air to air split solutions optimised for heating, please refer to p 101-106



# A whole range of energy efficient heat pumps for commercial use

For more details on the commercial line up, please refer to following chapters:

- Sky Air for smaller applications, see p 154
- VRV for medium to large applications, see p 200
- Chillers for large applications, see p 276
- Refrigeration for specific refrigeration needs, see p 394

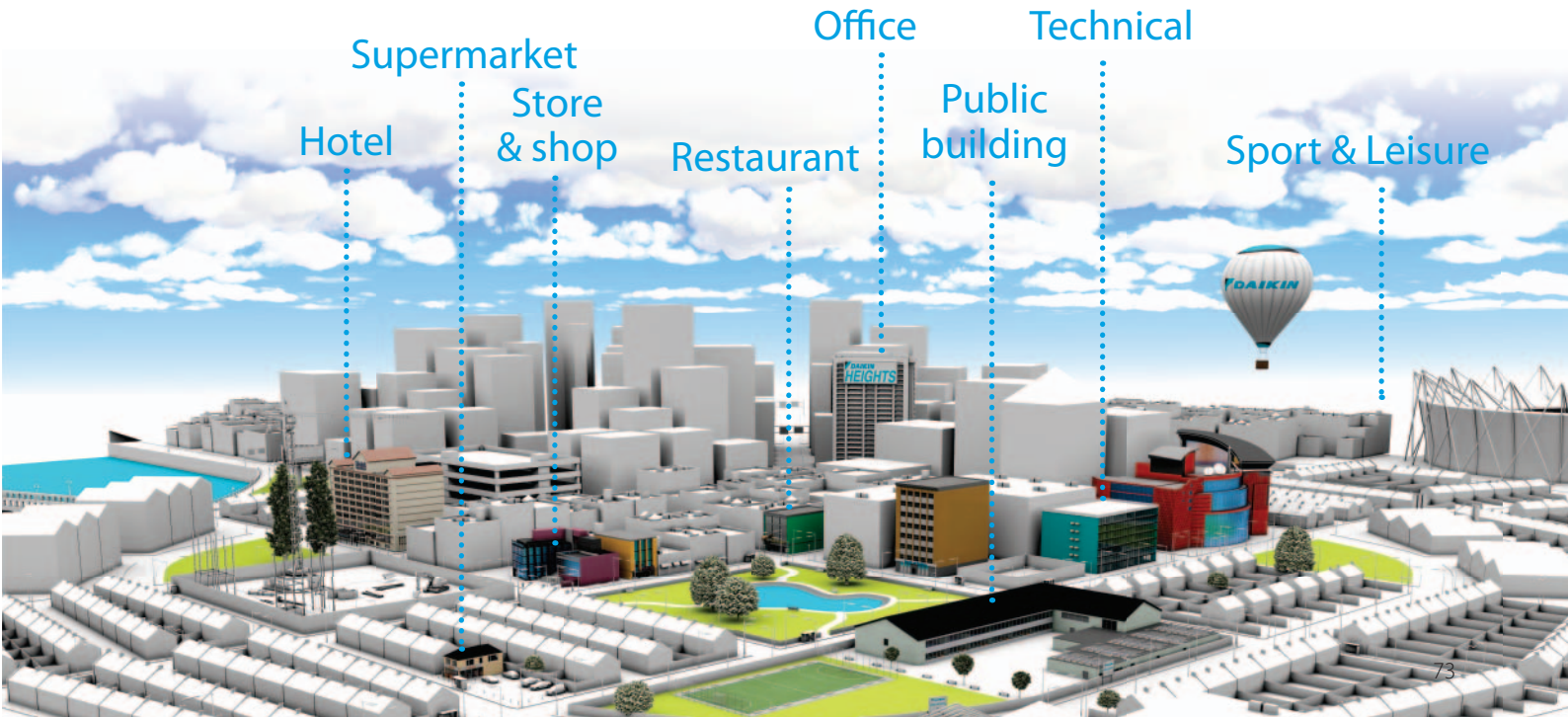



# Comfort all year round

The choice of the right system mostly depends on the specific project. Every home is unique. Furthermore, it concerns the daily living environment. Whether you are talking in terms of construction or renovation, small areas or large spaces, Daikin heat pumps adapt to each layout with efficiency.

# Residential applications - split


Why choose a Daikin split system? 76

Products overview 80

Benefits overview 82

## Pair applications

| | | |
|---|---|---|
| | Wall mounted units | 84 |
| | FTXZ-N / RXZ-N | 85 |
| NEW | FTXJ-LW/S / RXJ-L | 88 |
| | FTXG-LW/S / RXG-L | 89 |
| NEW | FTXM-K / RXM-L | 90 |
| | C/FTXS-K / RXS-L(3)/F8 | 91 |
| | FTX-J3/GV / RX-K/GV(B) | 92 |
| NEW | FTX-K / RX-K | 93 |
| NEW | FTXK-AW/S / RXK-A | 94 |
| NEW | FTXB-C / RXB-C | 95 |
| | Floor standing units | 97 |
| | FVXG-K / RXG-L | 97 |
| | FVXS-F / RXS-L(3) | 98 |
| | Concealed ceiling units | 99 |
| | FDXS-F(9) / RXS-L(3) | 99 |
| | Flexi type unit | 100 |
| | FLXS-B(9) / RXS-L(3) | 100 |
| | Optimised for heating | 102 |
| | FTXG-LW/S / RXLG-M | 102 |
| | FVXG-K / RXLG-M | 103 |
| | FTXLS-K / RXLS-M | 104 |
| NEW | FTXL-JV / RXL-M3 | 105 |
| | FVXS-F / RXL-M3 | 106 |
| | Siesta range | 107 |
| NEW | ATXL-JV / ARXL-M | 108 |
| | ATXS-K / ARXS-L(3) | 109 |
| | ATX-J3 / ARX-K | 110 |
| NEW | ATX-K / ARX-K | 111 |
| NEW | ATXN-NB / ARXN-NB | 112 |
| NEW | ATXB-C / ARXB-C | 113 |

## Multi model applications 114

| | |
|---|---|
| MXS-E/F/G/H/K | 116 |
| Combination tables | 117 |
| RXYSQ-P8V1 | 148 |
| Siesta range | 150 |
| AMX-E/G | 150 |
| Combination tables | 151 |


For more information on Options & Accessories, please refer to page 442 of this catalogue.



# Total comfort at home

## Why choose a Daikin split system?

- The ideal solution for each application thanks to the **wide range of available products** both for cooling and heating
- **Low energy** bills thanks to high seasonal efficiencies up to A+++ and energy saving features such as intelligent eye and weekly timer
- Control via a **smartphone app** or a user friendly remote controller
- Perfect indoor climate: **whisper quiet sound** level & **perfect airflow** pattern



reddot award 2014
winner

**1.** Daikin Emura



**2.** Nexura

### Any kind of indoor unit

**1. Wall mounted unit:**
a wide range from top efficiency and design units to units offering good value for money

**2. Floor standing unit:**
ideal for bedroom applications to be mounted low on the wall or recessed, offering features like a radiant heat panel.

**3. Concealed ceiling unit:**
as it can be mounted in a ceiling void, it blends unobtrusively with any décor as only the grilles are visible.

**4. Flexi type unit:**
can fit on either ceiling or lower wall.



**3.** FDXS-F(9)

## One or multiple rooms?
### The choice is yours.

With **1** multi **outdoor unit**, up to **9 indoor units** can be connected. All indoor units can be **individually controlled** with remote control and do not need to be installed in the same room or even at the same time.



5MXS90E

## R32 - the refrigerant of the future

R-32

Daikin is leading the way to the most energy efficient product range with the lowest environmental impact

- **68% Reduction in environmental impact** compared to R-410A
- **High energy efficiency** leading directly to lower energy consumption
- Already a wide range of wall mounted units available in R32 (FTXZ-N, FTXJ-LW/S, FTXM-K)

## Online controller
### Always in control, no matter where you are

Control your indoor from any location with an app (available for iOS & Android), via your local network or internet. It is now connectable to most of the split indoors.

## Optimised for heating

Our special split range optimised for heating is suitable for colder climates, even withstanding severe winter conditions

- Guaranteed capacity down to -25°C
- High heating energy efficiency with SCOP up to A++
- Improved defrost thanks to unique **free hanging coil** technology





FVXS-F



FTXS-K



NEXURA FVXG-K



URURU SARARA FTXZ-N



DAIKIN EMURA FTXG-LS

# Products overview

## Indoor units

| Type | Model | Product name | | 15 | 20 | 25 | 35 | 42 | 50 | 60 | 71 |
|---|---|---|---|---|---|---|---|---|---|---|---|
| Wall mounted | Ururu Sarara<br>Complete climate control with (de)humidification, air purification & ventilation with top efficiencies in heating & cooling | FTXZ-N R-32 |  | | | ● (pair only) | ● (pair only) | | ● (pair only) | | |
| | Daikin Emura<br>Design at its best, delivering superior efficiency and comfort | FTXJ-LW/S R-32 |  | | ● (pair only) | ● (pair only) | ● (pair only) | | ● (pair only) | | |
| | | FTXG-LW/S | | | ● | ● | ● | | ● | | |
| | Wall mounted unit<br>Discreet, modern design for optimal efficiency and comfort thanks to 2 area intelligent eye | CTXS-K |  | ● (multi only) | | | ● (multi only) | | | | |
| | | FTXS-K | | | ● | ● | ● | ● | ● | | |
| | | FTXM-K R-32 | | | ● (pair only) | ● (pair only) | ● (pair only) | ● (pair only) | ● (pair only) | | |
| | | FTXLS-K | | | | ● (pair only) | ● (pair only) | | | | |
| | Wall mounted unit<br>For optimal efficiency and comfort, ideal for large rooms | FTXS-G |  | | | | | | | ● | ● |
| | Wall mounted unit<br>Providing high efficiency and comfort | FTX-J3 |  | | ● (2-port multi only) | ● (2-port multi only) | ● (2-port multi only) | | | | |
| | | FTX-GV |  | | | | | | ● (pair only) | ● (pair only) | ● (pair only) |
| | | FTXL-JV |  | | | ● (pair only) | ● (pair only) | | | | |
| | | FTX-K |  | | ● (2-port multi only) | ● (2-port multi only) | ● (2-port multi only) | | ● (pair only) | ● (pair only) | |
| | Wall mounted unit<br>For low energy consumption and pleasant comfort | FTXK-AW/S |  | | | ● (pair only) | ● (pair only) | | ● (pair only) | ● (pair only) | |
| | | FTXB-C |  | | | ● (pair only) | ● (pair only) | | ● (pair only) | ● (pair only) | |
| Floor standing | Nexura - floor standing unit with radiant heat panel<br>Stylish floor standing unit with radiant heat panel for comfortable heat and very low noise | FVXG-K |  | | | ● | ● | | ● | | |
| | Floor standing unit<br>Floor standing unit for optimal heating comfort thanks to dual airflow | FVXS-F |  | | | ● | ● | | ● | | |
| Ceiling concealed | Slim concealed ceiling unit<br>Compact concealed ceiling unit, with a height of only 200mm | FDXS-F(9) |  | | | ● | ● | | ● | ● | |
| Flexi type | Flexi type unit<br>Flexible unit, ideal for rooms without false ceiling, can fit on either ceiling or wall | FLXS-B(9) |  | | | ● | ● | | ● | ● (multi only) | |
| Wall mounted Siesta | Wall mounted unit<br>Siesta, discreet, modern unit for optimal efficiency and comfort thanks to 2 area intelligent eye | ATXS-K |  | | ● (multi only) | ● | ● | | ● | | |
| | Wall mounted unit<br>Siesta, providing high efficiency and comfort even at low ambient temperatures | ATXL-JV |  | | | ● (pair only) | ● (pair only) | | | | |
| | Wall mounted unit<br>Siesta, providing high efficiency and comfort | ATX-J3 |  | | ● (2-port multi only) | ● (2-port multi only) | ● (2-port multi only) | | | | |
| | | ATX-K |  | | ● (2-port multi only) | ● (2-port multi only) | ● (2-port multi only) | | | | |
| | Wall mounted unit<br>Siesta, offering good value for money and ensuring a steady supply of clean air | ATXN-NB |  | | | pair only | pair only | | pair only | pair only | |
| | Wall mounted unit<br>Siesta, for low energy consumption and pleasant comfort | ATXB-C |  | | | pair only | pair only | | pair only | pair only | |

# Outdoor units

| Type | Model | Product name | | 20 | 25 | 35 | 40 | 42 | 50 | 52 | 60 | 68 | 71 | 80 | 90 | 4HP | 5HP | 6HP |
|---|---|---|---|---|---|---|---|---|---|---|---|---|---|---|---|---|---|---|
| Air cooled | Pair heat pump | RXZ-N | R-32 | | ● | ● | | | ● | | | | | | | | | |
| | | RXJ-L | R-32 | ● | ● | ● | | | ● | | | | | | | | | |
| | | RXG-L | | ● | ● | ● | | | ● | | | | | | | | | |
| | | RXM-L | R-32 | ● | ● | ● | | ● | ● | | | | | | | | | |
| | | RXS-L3 | | ● | ● | ● | | | | | | | | | | | | |
| | | RXS-L | | | | | | ● | ● | | ● | | | | | | | |
| | | RXS-F8 | | | | | | | | | | | ● | | | | | |
| | | RX-K | | ● | ● | ● | | | ● | | ● | | | | | | | |
| | | RX-GV (B) | | | | | | | ● | | ● | | ● | | | | | |
| | | RXK-A | | | ● | ● | | | ● | | ● | | | | | | | |
| | | RXB-C | | | ● | ● | | | ● | | ● | | | | | | | |
| | Pair heat pump down to -25°C | RXLG-M | | | ● | ● | | | | | | | | | | | | |
| | | RXLS-M | | | ● | ● | | | | | | | | | | | | |
| | | RXL-M3 | | | ● | ● | | | | | | | | | | | | |
| | Multi heat pump | 2-port MXS-H | | | | | ● | | ● | | | | | | | | | |
| | | 3-port MXS-K | | | | | ● | | | | | | | | | | | |
| | | 3-port MXS-E | | | | | | | | ● | | | | | | | | |
| | | 3-port MXS-G | | | | | | | | | | ● | | | | | | |
| | | 4-port MXS-F | | | | | | | | | | ● | | | | | | |
| | | 4-port MXS-E | | | | | | | | | | | | ● | | | | |
| | | 5-port MXS-E | | | | | | | | | | | | | ● | | | |
| | | RXYSQ-P8V1 VRV III-S | | | | | | | | | | | | | | ● | ● | ● |
| Air cooled Siesta | Pair heat pump | ARXS-L3 | | | ● | ● | | | | | | | | | | | | |
| | | ARXS-L | | | | | | | ● | | | | | | | | | |
| | Pair heat pump down to -25°C | ARXL-M | | | ● | ● | | | | | | | | | | | | |
| | Pair heat pump | ARX-K | | ● | ● | ● | | | | | | | | | | | | |
| | | ARXN-NB | | | ● | ● | | | ● | | ● | | | | | | | |
| | | ARXB-C | | | ● | ● | | | ● | | ● | | | | | | | |
| | Multi heat pump | 2-port AMX-G | | | | | ● | | ● | | | | | | | | | |
| | | 3-port AMX-E | | | | | | | | ● | | | | | | | | |

# Benefits overview

# Split

| | | Wall mounted | | | | | | | | |
|---|---|---|---|---|---|---|---|---|---|---|
| | | FTXZ-N R-32 | FTXJ-LW/S R-32 | FTXG-LW/S | FTXM-K R-32 | CTXS-K | FTXS-K | FTXLS-K | FTXS-G | FTX-J3 |
| | |  |  |  |  |  |  |  |  |  |
| We care icons | Econo mode | • | • | • | • | • | • | • | • | • |
| | 2-area intelligent eye | | • | • | • 35,42,50 class | | • 35,42,50 class | • | | |
| | 3- area intelligent eye | • | | | | | | | | |
| | Movement sensor | | | | • 20,25 class | • | • 20,25 class | | • | |
| | Energy saving during operation standby | • | • | • | • | • | • | • | | • |
| | Home leave operation | | | | | | | | | |
| | Night set mode | | • | • | • | • | • | • | • | • |
| | Fan only | • | • | • | • | • | • | • | • | • |
| | Auto cleaning filter | • | | | | | | | | |
| Comfort | Comfort mode | • | • | • | • | • | • | • | • | • |
| | Powerful mode | • | • | • | • | • | • | • | • | • |
| | Auto cooling-heating changeover | • | • | • | • | • | • | • | • | • |
| | Whisper quiet (down to 19dBA) | • | • | • | • | • | • | • | | |
| | Radiant heat | | | | | | | | | |
| | Indoor unit silent operation | • | • | • | • | • | • | • | • | • |
| | Comfortable sleeping mode | • | | | | | | | | |
| | Outdoor unit silent operation | • | • | • | • | • | • | • | • | • |
| Air flow | 3-D Air flow | • | • | • | • 35,42,50 class | | • 35,42,50 class | • | • | |
| | Vertical auto swing | • | • | • | • | • | • | • | • | • |
| | Horizontal auto swing | • | • | • | • 35,42,50 class | | • 35,42,50 class | • | • | |
| | Auto fan speed | • | • | • | • | • | • | • | • | • |
| Humidity control | Fan speed steps | 5 | 5 | 5 | 5 | 5 | 5 | 5 | 5 | 5 |
| | Ururu - humidification | • | | | | | | | | |
| | Sarara - dehumidification | • | | | | | | | | |
| | Dry programme | | • | • | • | • | • | • | • | • |
| Air treatment | Flash streamer | • | | | | | | | | |
| | Titanium photocatalytic air purification filter | • | • | • | • | • | • | • | • | • |
| | Photocatalytic deodorising filter | | | | | | | | | |
| | Air filter | | | | | | | | | |
| Remote control & timer | Online controller | • available from Jan '15 | • | • | • | • | • | • | • | • |
| | Weekly timer | | • | • | • | • | • | • | • | |
| | 24 Hour timer | • | • | • | • | • | • | • | • | • |
| | Infrared remote control | • | • | • | • | • | • | • | • | • |
| | Wired remote control | | • | • | • | • | • | • | • | • |
| | Centralised remote control | • | • | • | • | • | • | • | • | |
| Other funtions | Auto-restart | • | • | • | • | • | • | • | • | • |
| | Self-diagnosis | • | • | • | • | • | • | • | • | • |
| | Multi model application | | | • | | • | • | | • | • |
| | VRV for residential application | | | • | | • | • | | • | |
| | Guaranteed operation down to -25°C | | | • with RXLG-M | | | | • | | |

For explanation on the benefits, see the end of this catalogue.

| | | | | | Floor standing | | Concealed ceiling | Flexi type | Siesta Wall mounted | | | | | |
|---|---|---|---|---|---|---|---|---|---|---|---|---|---|---|
| **FTXL-JV** | **FTX-GV** | **FTX-K** | **FTXK-AW/S** | **FTXB-C** | **FVXG-K** | **FVXS-F** | **FDXS-F(9)** | **FLXS-B(9)** | **ATXS-K** | **ATXL-JV** | **ATX-J3** | **ATX-K** | **ATXB-C** | **ATXN-NB** |
|  |  |  |   |  |  |  |  |  |  |  |  |  |  |  |
| | | ● | | ● | ● | ● | | | ● | | ● | | ● | |
| | | | | | | | | | ● 35,50 class | | | | | |
| | | | | | | | | | | | | | | |
| | ● | | | | | | | | ● 20,25 class | | | | | |
| | | ● | | ● | | | | | ● | | ● | ● | ● | |
| | ● | | | | | | | ● | | | | | | |
| ● | ● | | | ● | ● | ● | | | ● | | ● | | ● | |
| ● | ● | ● | ● | ● | ● | ● | ● | ● | ● | ● | ● | ● | ● | ● |
| | | | | | | | | | | | | | | |
| ● | | | | ● | | | | | ● | ● | ● | | ● | |
| ● | ● | | | ● | ● | ● | | ● | ● | ● | ● | | ● | ● |
| ● | ● | ● | ● | ● | ● | ● | | ● | ● | ● | ● | ● | ● | ● |
| | | ● | ● | ● | ● | | | | ● | | | ● | ● | ● |
| | | | | | ● | | | | | | | | | |
| ● | ● | | | ● | ● | ● | | ● | ● | | ● | | ● | |
| | | | ● | ● | | | | | | | | | ● | ● |
| | ● | | | | ● | ● | | ● | | | ● | | | |
| | ● | | | | | | | | ● 35,50 class | | | | | |
| ● | ● | ● | ● | ● | ● | ● | | ● | ● | ● | ● | ● | ● | ● |
| | ● | | | | | | | | ● 35,50 class | | | | | |
| ● | ● | ● | ● | ● | ● | ● | | ● | ● | ● | ● | ● | ● | ● |
| 5 | 5 | 5 | 3 | 3 | 5 | 5 | 3 | 5 | 5 | 5 | 5 | 3 | 3 | 5 |
| | | | | | | | | | | | | | | |
| | | | | | | | | | | | | | | |
| ● | ● | ● | ● | ● | ● | ● | ● | ● | ● | ● | ● | ● | ● | ● |
| | | | | | | | | | | | | | | |
| ● | ● | ● | | | ● | ● | | | ● | ● | ● | ● | | |
| | | | | | | | | ● | | | | | | |
| | | | ● | ● | | | ● | ● | | | | | ● | ● |
| ● | ● | ● | | | ● | ● | | ● | ● | ● | ● | ● | | |
| | | | | | ● | ● | ● depending on controller | | ● | | | | | |
| ● | ● | ● | ● | ● | ● | ● | ● depending on controller | ● | ● | ● | ● | ● | ● | ● |
| ● | ● | ● | ● | ● | ● | ● | ● | ● | ● | ● | ● | ● | ● | ● |
| ● | ● | ● | | | ● | | ● | | ● | ● | ● | ● | | |
| | ● | | | | ● | ● | ● | ● | ● | | | | | |
| ● | ● | | | ● | ● | ● | ● | ● | ● | ● | ● | | ● | ● |
| ● | ● | | | ● | ● | ● | ● | ● | ● | ● | ● | | ● | ● |
| | | ● | | | ● | ● | ● | ● | ● | | ● | ● | | |
| | | | | | ● | ● | | ● | | | | | | |
| ● | | | | | ● with RXLG-M | ● with RXL-M3 | | | | ● | | | | |

*Note: blue cells contain preliminary data

Ururu Sarara

# The best of the best



reddot design award
winner 2013

## Why choose Ururu Sarara?

- First R32 air to air heat pump in the European market at lowest environmental impact thanks to high energy efficiency and use of low GWP refrigerant.
- **Market leader in terms of seasonal efficiency.**
- Advanced technologies have been integrated to create the perfect indoor climate by controlling not only the room temperature but **also air quality and humidity**.

## Benefits

› Low energy bill thanks to very high seasonal energy efficiency (A+++ in heating and cooling)
› Perfect indoor comfort thanks to 5 air treatment technologies and 3 area intelligent eye
› Optimal airflow distribution: cools down spaces in a fast, efficient and controllable way.
› Award winning design
› No need to clean filters thanks to self cleaning filter
› New remote control: user friendly with backlight and information on actual energy consumption
› As easy to install as any R-410A unit
› Wide operation range, from -20°C to +43°C
› Online controller: always in control, no matter where you are (available from January 2015)

## Marketing tools

› Visit our extranet: extranet.daikineurope.com > document library
› Visit the website: www.daikineurope.com/for-your-home/needs/ventilation-and-air-purification/ventilation/index.jsp
› Download the software: http://seasoncalc.daikin.eu




### 5 air treatment techniques

**Perfect indoor climate**
› Cooling & heating
› Fresh air (ventilation)
› Ururu Humidification
› Sarara Dehumidification
› Air purification

### Lowest environmental impact

› SEER AND SCOP A+++
› Low GWP refrigerant R32 R-32

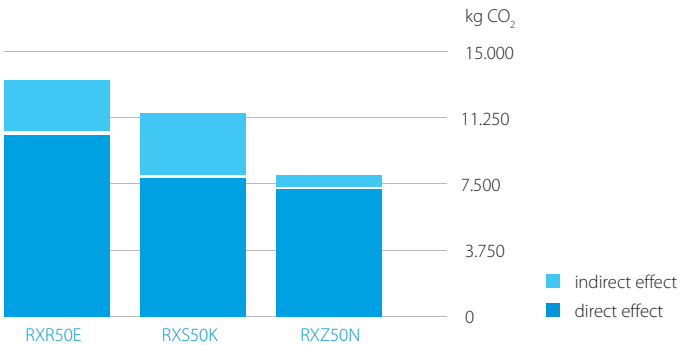


### Perfect comfort thanks to 3 area intelligent eye:

› Air flow is sent to a zone other than where the person is located at that moment. Detection is done in 3 directions: left, front & right.
› If no people are detected, the unit automatically switches over to energy-efficient setting and eventually switches off.

Ururu Sarara

R-32

# Wall mounted unit

## Complete climate control with (de)humidification, air purification & ventilation with top efficiencies in heating & cooling

- SEER + SCOP = A+++ on the entire range
- Unique combination of humidification, dehumidification, ventilation, air purification and heating & cooling in 1 system
- 3 area intelligent eye: air flow is sent to a zone other than where the person is located at that moment. Detection is done in 3 directions: left, front and right. If no people are detected, the unit will automatically switch over to the energy-efficient setting
- No need to clean filters manually
- Reddot design award winner 2013




| Efficiency data | | | | FTXZ + RXZ | 25N + 25N | 35N + 35N | 50N + 50N |
|---|---|---|---|---|---|---|---|
| Cooling capacity | Min./Nom./Max. | | | kW | 0.6/2.5/3.9 | 0.6/3.5/5.3 | 0.6/5.0/5.8 |
| Heating capacity | Min./Nom./Max. | | | kW | 0.6/3.6/7.5 | 0.6/5.0/9.0 | 0.6/6.3/9.4 |
| Power input | Cooling | Min./Nom./Max. | | kW | 0.11/0.41/0.88 | 0.11/0.66/1.33 | 0.11/1.10/1.60 |
| | Heating | Min./Nom./Max. | | kW | 0.10/0.62/2.01 | 0.10/1.00/2.53 | 0.10/1.41/2.64 |
| Seasonal efficiency (according to EN14825) | Cooling | Energy label | | | A+++ | | |
| | | Pdesign | | kW | 2.50 | 3.50 | 5.00 |
| | | SEER | | | 9.54 | 9.00 | 8.60 |
| | | Annual energy consumption | | kWh | 92 | 136 | 203 |
| | Heating (Average climate) | Energy label | | | A+++ | | |
| | | Pdesign | | kW | 3.50 | 4.50 | 5.60 |
| | | SCOP | | | 5.90 | 5.73 | 5.50 |
| | | Annual energy consumption | | kWh | 831 | 1,100 | 1,427 |
| Nominal efficiency | EER | | | | 6.10 | 5.30 | 4.55 |
| | COP | | | | 5.80 | 5.00 | 4.47 |
| | Annual energy consumption | | | kWh | 205 | 330 | 550 |
| | Energy label | Cooling/Heating | | | A/A | | |

| Indoor unit | | | | FTXZ | 25N | 35N | 50N |
|---|---|---|---|---|---|---|---|
| Casing | Colour | | | | White | | |
| Dimensions | Unit | HeightxWidthxDepth | | mm | 295x798x372 | | |
| Weight | Unit | | | kg | 15 | | |
| Air filter | Type | | | | Auto cleaning filter | | |
| Fan - Air flow rate | Cooling | High/Nom./Low/Silent operation | | $m^3$/min | 10.7/7.5/5.3/4.0 | 12.1/8.4/5.6/4.0 | 15.0/9.2/6.6/4.6 |
| | Heating | High/Nom./Low/Silent operation | | $m^3$/min | 11.7/8.6/6.7/4.8 | 13.3/9.2/6.9/4.8 | 14.4/10.7/7.7/5.9 |
| Sound power level | Cooling | | | dBA | 54 | 57 | 60 |
| | Heating | | | dBA | 56 | 57 | 59 |
| Sound pressure level | Cooling | High/Nom./Low/Silent operation | | dBA | 38/33/26/19 | 42/35/27/19 | 47/38/30/23 |
| | Heating | High/Nom./Low/Silent operation | | dBA | 39/35/28/19 | 42/36/29/19 | 44/38/31/24 |
| Power supply | Phase / Frequency / Voltage | | | Hz / V | 1~ / 50 / 220-240 | | |
| Control systems | Infrared remote control | | | | ARC477A1 | | |

| Outdoor unit | | | | RXZ | 25N | 35N | 50N |
|---|---|---|---|---|---|---|---|
| Dimensions | Unit | HeightxWidthxDepth | | mm | 693x795x300 | | |
| Weight | Unit | | | kg | 50 | | |
| Sound power level | Cooling | | | dBA | 59 | 61 | 63 |
| | Heating | | | dBA | 59 | 61 | 64 |
| Sound pressure level | Cooling | High | | dBA | 46 | 48 | 49 |
| | Heating | High | | dBA | 46 | 48 | 50 |
| Operation range | Cooling | Ambient | Min.~Max. | °CDB | -10~43 | | |
| | Heating | Ambient | Min.~Max. | °CWB | -20~18 | | |
| Refrigerant | Type/Charge/GWP | | | kg | R-32 / 1.34 / 675 | | |
| | Charge | | | $TCO_2Eq$ | 0.9 | | |
| Piping connections | Liquid | OD | | mm | 6 | | |
| | Gas | OD | | mm | 9.5 | | |
| | Piping length | OU - IU | Max. | m | 10 | | |
| | Level difference | IU - OU | Max. | m | 8 | | |
| Power supply | Phase / Frequency / Voltage | | | Hz / V | 1~ / 50 / 220-240 | | |
| Current - 50Hz | Maximum fuse amps (MFA) | | | A | 16 | | |

(1) EER/COP according to Eurovent 2012, for use outside EU only (2) Nominal efficiency: cooling at 35°/27° nominal load, heating at 7°/20° nominal load



# Daikin Emura
# Form. Function. Redesigned

## Why choose Daikin Emura?

- Unique **design**. Designed in Europe for Europe.
- High seasonal **efficiency**, further improved by energy saving techniques like weekly timer and intelligent eye.
- Optimal **comfort** thanks to advanced technologies e.g. 2-area intelligent eye, whisper quiet operation and online controller.

## Benefits

› A remarkable blend between iconic design and engineering excellence
› Stylish design in matt crystal white and silver
› The choice between R32 and R-410A model
› Whisper quiet with sound levels down to 19 dBA
› Horizontal and vertical autoswing
› 2-area intelligent eye saves energy by reducing the set point if nobody is present and directs airflow away from people, thus avoiding cold draught
› Weekly timer
› Guaranteed operation down to -25°C (with RXLG-M)
› Connectable to pair, multi and (mini) VRV
› Online controller:
Always in control no matter where you are





# Marketing tools

› Visit the extranet:
extranet.daikineurope.com > document library
› Visit the website: www.daikinemura.eu
› Download the software:
http://seasoncalc.daikin.eu

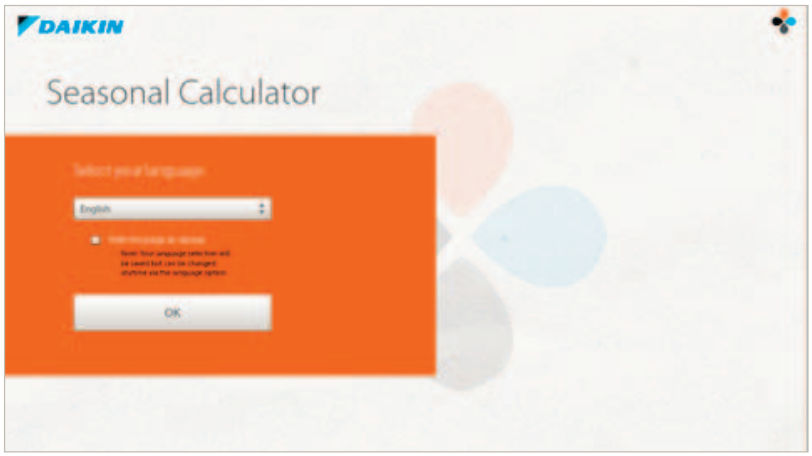


reddot award 2014
winner

## Unique design

Daikin Emura's most obvious asset is its looks.
The sober but stylish appearance adds an additional dimension to Daikin's well-known brand values of superior comfort and quality.
Daikin is the only manufacturer offering a design model designed in Europe for the European market, using European technical and design standards to meet exactly with the customer's needs.
Daikin Europe N.V. is also proud to announce that Daikin Emura has been awarded with Reddot design award 2014.

## Improved energy efficiency

Seasonal efficiency gives a more realistic indication on how efficient air conditioners operate over an entire heating or cooling season. The label includes multiple classifications from A+++ to G.
Daikin Emura achieves high energy efficiencies:

› SEER up to A+++
› SCOP up to A++

## Lowest environmental impact

› Possible to choose between an R32 and R-410A model

R-32 R-410A

## Comfort

› 2-Area intelligent eye : Air flow is sent to a zone other than where the person is located at that moment. If no people are detected, the unit will automatically switch over to the energy efficient setting.
› Whisper quiet : Daikin Emura is whisper quiet with sound levels down to 19dBA.

DAIKIN emura

R-32

# Wall mounted unit

## Design at its best, delivering superior efficiency and comfort

- Seasonal efficiency values up to A+++
- Choosing for an R32 product, reduces the environmental impact with 68% compared to R-410A and leads directly to lower energy consumption thanks to its high energy efficiency
- Remarkable blend of iconic design and engineering excellence with an elegant finish in silver and anthracite or in matt crystal white
- Daikin Emura has been awarded with Reddot design award 2014 by an international jury, thanks to its excellent design
- Designed to perfectly balance technological leadership and the beauty of aerodynamics
- Online controller (optional): control your indoor from any location with an app, via your local network or internet
- Whisper quiet in operation: the operating of the unit can hardly be heard. The sound pressure level goes down to 19dBA!




| Efficiency data | | | | FTXJ + RXJ | *20LW/S + 20L | *25LW/S + 25L | *35LW/S + 35L | *50LW/S + 50L |
|---|---|---|---|---|---|---|---|---|
| Cooling capacity | Min./Nom./Max. | | | kW | 1.3/2.3/2.8 | 1.3/2.4/3.0 | 1.4/3.5/3.8 | 1.7/4.8/5.3 |
| Heating capacity | Min./Nom./Max. | | | kW | 1.3/2.5/4.3 | 1.3/3.4/4.5 | 1.4/4.0/5.0 | 1.7/5.8/6.5 |
| Power input | Cooling | Nom. | | kW | 0.5 | 0.52 | 0.88 | 1.36 |
| | Heating | Nom. | | kW | 0.5 | 0.77 | 0.98 | 1.59 |
| Seasonal efficiency (according to EN14825) | Cooling | Energy label | | | A+++ | | A++ | |
| | | Pdesign | | kW | 2.30 | 2.40 | 3.50 | 4.80 |
| | | SEER | | | 8.58 | 8.53 | 7.03 | 6.70 |
| | | Annual energy consumption | | kWh | 94 | 99 | 175 | 251 |
| | Heating (Average climate) | Energy label | | | A++ | | | A+ |
| | | Pdesign | | kW | 2.10 | 2.70 | 3.00 | 4.60 |
| | | SCOP | | | 4.60 | | | 4.24 |
| | | Annual energy consumption | | kWh | 639 | 821 | 913 | 1,519 |
| Nominal efficiency | EER | | | | 4.61 | | 3.98 | 3.54 |
| | COP | | | | 5 | 4.42 | 4.06 | 3.65 |
| | Annual energy consumption | | | kWh | 249 | 260 | 440 | 678 |
| | Energy label | Cooling | | | A | | | |
| | | Heating | | | A | | | |

| Indoor unit | | | | FTXJ | *20LW/S | *25LW/S | *35LW/S | *50LW/S |
|---|---|---|---|---|---|---|---|---|
| Casing | Colour | | | | White/Silver | | | |
| Dimensions | Unit | HeightxWidthxDepth | | mm | 303x998x212 | | | |
| Weight | Unit | | | kg | 12 | | | |
| Fan - Air flow rate | Cooling | High | | $m^3$/min | 8.9 | | 10.9 | |
| | Heating | High | | $m^3$/min | 10.2 | 11 | 12.4 | 12.6 |
| Sound power level | Cooling | | | dBA | 54 | | 59 | 60 |
| | Heating | | | dBA | 56 | | 59 | 60 |
| Sound pressure level | Cooling | High/Nom./Low/Silent operation | | dBA | 38/32/25/19 | | 45/34/26/20 | 46/40/35/32 |
| | Heating | High/Nom./Low/Silent operation | | dBA | 40/34/28/19 | 41/34/28/19 | 45/37/29/20 | 47/41/35/32 |
| Power supply | Phase / Frequency / Voltage | | | Hz / V | 1~ / 50 / 220-240 | | | |
| Control system | Infrared remote control | | | | ARC466A1 | | | |

| Outdoor unit | | | | RXJ | *20L | *25L | *35L | *50L |
|---|---|---|---|---|---|---|---|---|
| Dimensions | Unit | HeightxWidthxDepth | | mm | 550x765x285 | | | 735x825x300 |
| Weight | Unit | | | kg | 34 | | | 47 |
| Sound power level | Cooling | | | dBA | 61 | | 63 | |
| Sound pressure level | Cooling | High/Low | | dBA | 46/43 | | 48/44 | |
| | Heating | High/Low | | dBA | 47/44 | | 48/45 | 48/44 |
| Operation range | Cooling | Ambient | Min.~Max. | °CDB | -10~46 | | | |
| | Heating | Ambient | Min.~Max. | °CWB | -15~20 | | | |
| Refrigerant | Type/Charge/GWP | | | kg | R-32 / 0.9 / 675 | | | R-32 / 1.1 / 675 |
| | Charge | | | $TCO_2Eq$ | 0.6 | | | 0.7 |
| Piping connections | Liquid | OD | | mm | 6.35 | | | |
| | Gas | OD | | mm | 9.5 | | | 12.7 |
| | Piping length | OU - IU | Max. | m | 20 | | | 30 |
| | | System | Chargeless | m | 10 | | | |
| | Level difference | IU - OU | Max. | m | 15 | | | 20 |
| Power supply | Phase / Frequency / Voltage | | | Hz / V | 1~ / 50 / 220-240 | | | |
| Current - 50Hz | Maximum fuse amps (MFA) | | | A | 16 | | | 20 |

*Note: blue cells contain preliminary data

(1) EER/COP according to Eurovent 2012, for use outside EU only (2) Nominal efficiency: cooling at 35°/27° nominal load, heating at 7°/20° nominal load

# Wall mounted unit

## Design at its best, delivering superior efficiency and comfort

- Seasonal efficiency values up to A+++
- Remarkable blend of iconic design and engineering excellence with an elegant finish in silver and anthracite or in matt crystal white
- Daikin Emura has been awarded with Reddot design award 2014 by an international jury, thanks to its excellent design
- Designed to perfectly balance technological leadership and the beauty of aerodynamics
- Online controller (optional): control your indoor from any location with an app, via your local network or internet
- Whisper quiet in operation: the operating of the unit can hardly be heard. The sound pressure level goes down to 19dBA!



FTXG-LS



RXG20-25-35L



ARC466A1

| Efficiency data | | | | FTXG + RXG | 20LW/S + 20L | 25LW/S + 25L | 35LW/S + 35L | 50LW/S + 50L |
|---|---|---|---|---|---|---|---|---|
| Cooling capacity | Min./Max. | | | kW | 1.3/2.8 | 1.3/3.0 | 1.4/3.8 | 1.7/5.3 |
| Heating capacity | Min./Max. | | | kW | 1.3/4.3 | 1.3/4.5 | 1.4/5.0 | 1.7/6.5 |
| Power input | Cooling | Min./Nom./Max. | | kW | 0.32/0.50/0.76 | 0.32/0.52/0.82 | 0.35/0.88/1.19 | 0.37/1.36/1.88 |
| | Heating | Min./Nom./Max. | | kW | 0.31/0.50/1.12 | 0.31/0.77/1.32 | 0.32/0.99/1.49 | 0.31/1.59/2.49 |
| Seasonal efficiency (according to EN14825) | Cooling | Energy label | | | A+++ | | A++ | |
| | | Pdesign | | kW | 2.30 | 2.40 | 3.50 | 4.80 |
| | | SEER | | | 8.52 | 8.50 | 7.00 | 6.70 |
| | | Annual energy consumption | | kWh | 94 | 99 | 175 | 251 |
| | Heating (Average climate) | Energy label | | | A++ | | | A+ |
| | | Pdesign | | kW | 2.10 | 2.70 | 3.00 | 4.60 |
| | | SCOP | | | 4.60 | | | 4.24 |
| | | Annual energy consumption | | kWh | 639 | 821 | 913 | 1,519 |
| Nominal efficiency | EER | | | | 4.59 | | 3.97 | 3.53 |
| | COP | | | | 5.00 | 4.42 | 4.06 | 3.65 |
| | Annual energy consumption | | | kWh | 250 | 262 | 441 | 680 |
| | Energy label | Cooling/Heating | | | A/A | | | |

| Indoor unit | | | | FTXG | 20LW/S | 25LW/S | 35LW/S | 50LW/S |
|---|---|---|---|---|---|---|---|---|
| Casing | Colour | | | | White/Silver | | | |
| Dimensions | Unit | HeightxWidthxDepth | | mm | 303x998x212 | | | |
| Weight | Unit | | | kg | 12 | | | |
| Air filter | Type | | | | Removable / washable / mildew proof | | | |
| Fan - Air flow rate | Cooling | High/Nom./Low/Silent operation | | $m^3$/min | 8.9/6.6/4.4/2.6 | | 10.9/7.8/4.8/2.9 | 10.9/8.9/6.8/3.6 |
| | Heating | High/Nom./Low/Silent operation | | $m^3$/min | 10.2/8.4/6.3/3.8 | 11.0/8.6/6.3/3.8 | 12.4/9.6/6.9/4.1 | 12.6/10.5/8.1/5.0 |
| Sound power level | Cooling | | | dBA | 54 | | 59 | 60 |
| | Heating | | | dBA | 56 | | 59 | 60 |
| Sound pressure level | Cooling | High/Nom./Low/Silent operation | | dBA | 38/32/25/19 | | 45/34/26/20 | 46/40/35/32 |
| | Heating | High/Nom./Low/Silent operation | | dBA | 40/34/28/19 | 41/34/28/19 | 45/37/29/20 | 47/41/35/32 |
| Power supply | Phase / Frequency / Voltage | | | Hz / V | 1~ / 50 / 220-240 | | | |
| Control systems | Infrared remote control | | | | ARC466A1 | | | |

| Outdoor unit | | | | RXG | 20L | 25L | 35L | 50L |
|---|---|---|---|---|---|---|---|---|
| Dimensions | Unit | HeightxWidthxDepth | | mm | 550x765x285 | | | 735x825x300 |
| Weight | Unit | | | kg | 35 | | | 48 |
| Sound power level | Cooling | | | dBA | 61 | | 63 | |
| | Heating | | | dBA | 62 | | 63 | |
| Sound pressure level | Cooling | High/Silent operation | | dBA | 46/43 | | 48/44 | |
| | Heating | High/Silent operation | | dBA | 47/44 | | 48/45 | 48/44 |
| Operation range | Cooling | Ambient | Min.~Max. | °CDB | -10~46 (3) | | | |
| | Heating | Ambient | Min.~Max. | °CWB | -15~18 | | | |
| Refrigerant | Type/Charge/GWP | | | kg | R-410A / 1.05 / 2,087.5 | | | R-410A / 1.6 / 2,087.5 |
| | Charge | | | $TCO_2Eq$ | 2.2 | | | 3.3 |
| Piping connections | Liquid | OD | | mm | 6 | | | |
| | Gas | OD | | mm | 9.5 | | | 12.7 |
| | Piping length | OU - IU | Max. | m | 20 | | | 30 |
| | | System | Chargeless | m | 10 | | | |
| | Additional refrigerant charge | | | kg/m | 0.02 (for piping length exceeding 10m) | | | |
| | Level difference | IU - OU | Max. | m | 15 | | | 20 |
| Power supply | Phase / Frequency / Voltage | | | Hz / V | 1~ / 50 / 220-240 | | | |
| Current - 50Hz | Maximum fuse amps (MFA) | | | A | 16 | | | 20 |

(1) EER/COP according to Eurovent 2012, for use outside EU only (2) Nominal efficiency: cooling at 35°/27° nominal load, heating at 7°/20° nominal load (3) Operation range in combination with Nexura, FVXG-K, cooling: min. 10°CDB - max. 46°CDB; heating: min. -15°CWB - max. 18°CWB

R-32

# Wall mounted unit

## Discreet, modern design for optimal efficiency and comfort thanks to 2 area intelligent eye

- Choosing for an R32 product, reduces the environmental impact with 68% compared to R-410A and leads directly to lower energy consumption thanks to its high energy efficiency
- Discreet, modern design. Its smooth curve blends beautifully with the wall resulting in an unobtrusive presence that matches all interior décors.
- High quality matt crystal white finish
- Whisper quiet in operation: the operating of the unit can hardly be heard. The sound pressure level goes down to 19dBA!
- Ideal for installation in bedrooms (20,25 class) and larger or irregular shaped living areas (35,42,50 class)
- 2 area intelligent eye: air flow is sent to a zone other than where the person is located at that moment; if no people are detected, the unit will automatically switch over to the energy-efficient setting (35,42,50 class)
- Online controller (optional): control your indoor from any location with an app, via your local network or internet




| Efficiency data | | | | FTXM + RXM | *20K + 20L | *25K + 25L | *35K + 35L | *42K + 42L | *50K + 50L |
|---|---|---|---|---|---|---|---|---|---|
| Cooling capacity | Min./Nom./Max. | | | kW | 1.3/2.0/2.8 | 1.3/2.5/3.2 | 1.4/3.5/4.0 | 1.7/4.2/5.0 | 1.7/5.0/5.3 |
| Heating capacity | Min./Nom./Max. | | | kW | 1.3/2.5/4.3 | 1.3/2.8/4.7 | 1.4/4.0/5.2 | 1.7/5.4/6 | 1.7/5.8/6.5 |
| Power input | Cooling | Nom. | | kW | 0.43 | 0.57 | 0.84 | 1.18 | 1.41 |
| | Heating | Nom. | | kW | 0.55 | 0.62 | 0.84 | 1.31 | 1.45 |
| Seasonal efficiency (according to EN14825) | Cooling | Energy label | | | A++ | | | | |
| | | Pdesign | | kW | 2.00 | 2.50 | 3.50 | 4.20 | 5 |
| | | SEER | | | 7.78 | 8.23 | 7.74 | 7.02 | 7 |
| | | Annual energy consumption | | kWh | 95 | 111 | 164 | 216 | 257 |
| | Heating (Average climate) | Energy label | | | A++ | | | A+ | |
| | | Pdesign | | kW | 2.30 | 2.50 | 3.60 | 4.00 | 4.6 |
| | | SCOP | | | 4.90 | | 4.85 | 4.21 | |
| | | Annual energy consumption | | kWh | 675 | 732 | 1,039 | 1,334 | 1,535 |
| Nominal efficiency | EER | | | | 4.6 | 4.58 | 4.78 | 4.14 | 4.02 |
| | COP | | | | 4.65 | 4.39 | 4.17 | 3.56 | 3.55 |
| | Annual energy consumption | | | kWh | 217 | 273 | 366 | 507 | 622 |
| | Energy label | Cooling | | | A | | | | |
| | | Heating | | | A | | | B | |

| Indoor unit | | | | FTXM | *20K | *25K | *35K | *42K | *50K |
|---|---|---|---|---|---|---|---|---|---|
| Casing | Colour | | | | White | | | | |
| Dimensions | Unit | HeightxWidthxDepth | | mm | 289x780x215 | | 289x900x215 | | |
| Weight | Unit | | | kg | 8 | | 11 | | |
| Fan - Air flow rate | Cooling | High | | $m^3$/min | 8.8 | 9.1 | 11.2 | | 11.9 |
| | Heating | High | | $m^3$/min | 9.5 | 10.0 | 12.1 | 12.4 | 13.3 |
| Sound power level | Cooling | | | dBA | 56 | 57 | 59 | | 60 |
| | Heating | | | dBA | 56 | 57 | 59 | | 60 |
| Sound pressure level | Cooling | High/Nom./Low/Silent operation | | dBA | 40/32/24/19 | 41/33/25/19 | 45/37/29/19 | 45/39/33/21 | 46/40/34/23 |
| | Heating | High/Nom./Low/Silent operation | | dBA | 40/34/27/19 | 41/34/27/19 | 45/39/29/19 | 45/39/33/22 | 47/40/34/24 |
| Power supply | Phase / Frequency / Voltage | | | Hz / V | 1~ / 50 / 220-240 | | | | |
| Control system | Infrared remote control | | | | ARC466A6 | | | | |

| Outdoor unit | | | | RXM | *20L | *25L | *35L | *42L | *50L |
|---|---|---|---|---|---|---|---|---|---|
| Dimensions | Unit | HeightxWidthxDepth | | mm | 550x765x285 | | | 735x825x300 | |
| Weight | Unit | | | kg | 34 | | | 47 | |
| Sound power level | Cooling | | | dBA | 61 | | 63 | | |
| | Heating | | | dBA | 62 | | 63 | | |
| Sound pressure level | Cooling | High/Low | | dBA | 46/43 | | 48/44 | 47/44 | |
| | Heating | High/Low | | dBA | 47/44 | | 48/45 | | |
| Operation range | Cooling | Ambient | Min.~Max. | °CDB | -10~46 | | | | |
| | Heating | Ambient | Min.~Max. | °CWB | -15~24 | | | | |
| Refrigerant | Type/Charge/GWP | | | kg | R-32 / 0.9 / 675 | | R-32 / 0.9 / 675 | R-32 / 1.35 / 675 | R-32 / 1.5 / 675 |
| | Charge | | | $TCO_2Eq$ | 0.6 | | | 0.9 | 1.0 |
| Piping connections | Liquid | OD | | mm | 6.35 | | | | |
| | Gas | OD | | mm | 9.5 | | | 12.7 | |
| | Piping length | OU - IU | Max. | m | 20 | | | 30 | |
| | | System | Chargeless | m | 10 | | | | |
| | Level difference | IU - OU | Max. | m | 15 | | | 20 | |
| Power supply | Phase / Frequency / Voltage | | | Hz / V | 1~ / 50 / 220-240 | | | | |
| Current - 50Hz | Maximum fuse amps (MFA) | | | A | 16 | | | 20 | |

*Note: blue cells contain preliminary data

(1) EER/COP according to Eurovent 2012, for use outside EU only (2) Nominal efficiency: cooling at 35°/27° nominal load, heating at 7°/20° nominal load

# Wall mounted unit

## Discreet, modern design for optimal efficiency and comfort thanks to 2 area intelligent eye

- Discreet, modern design. Its smooth curve blends beautifully with the wall resulting in an unobtrusive presence that matches all interior décors.
- High quality matt crystal white finish
- Whisper quiet in operation: the operating of the unit can hardly be heard. The sound pressure level goes down to 19dBA!
- Ideal for installation in bedrooms (20,25 class) and larger or irregular shaped living areas (35,42,50 class)
- 2 area intelligent eye: air flow is sent to a zone other than where the person is located at that moment; if no people are detected, the unit will automatically switch over to the energy-efficient setting (FTXS35,42,50K)
- Online controller (optional): control your indoor from any location with an app, via your local network or internet




C/FTXS-K

RXS42L

ARC466A6

| Efficiency data | | | | FTXS + RXS | | *20K + 20L3 | *25K + 25L3 | *35K + 35L3 | 42K + 42L | 50K + 50L | 60G + 60L | 71G + 71F8 |
|---|---|---|---|---|---|---|---|---|---|---|---|---|
| Cooling capacity | Min./Nom./Max. | | | kW | Only available in multi model application | 1.3/2.0/2.6 | 1.3/2.5/3.2 | 1.4/3.5/4.0 | 1.7/4.20/5.0 | 1.7/5.00/5.3 | 1.7/6.0/6.7 | 2.3/7.10/8.5 |
| Heating capacity | Min./Nom./Max. | | | kW | | 1.3/2.5/3.5 | 1.3/2.8/4.7 | 1.4/4.0/5.2 | 1.7/5.40/6.0 | 1.7/5.80/6.5 | 1.7/7.0/8.0 | 2.3/8.20 /10.2 |
| Power input | Cooling | Min./Nom./Max. | | kW | | -/0.43/- | -/0.57/- | -/0.86/- | 0.32/1.18 /2.33 | 0.35/1.41 /1.81 | 0.44/1.99 /2.40 | 0.57/2.35 /3.20 |
| | Heating | Min./Nom./Max. | | kW | | -/0.53/- | -/0.60/- | -/0.84/- | 0.40/1.31 /1.98 | 0.30/1.45 /2.00 | 0.40/2.04 /2.81 | 0.52/2.55/ 3.82 |
| Seasonal efficiency (according to EN14825) | Cooling | Energy label | | | | A++ | | | A++ | | A | |
| | | Pdesign | | kW | | 2.00 | 2.50 | 3.50 | 4.20 | 5.00 | 6.00 | 7.10 |
| | | SEER | | | | 7.40 | 7.90 | 7.47 | 6.80 | | 5.58 | 5.28 |
| | | Annual energy consumption | | kWh | | 95 | 111 | 164 | 216 | 257 | 376 | 471 |
| | Heating (Average climate) | Energy label | | | | A++ | | | A+ | | A | |
| | | Pdesign | | kW | | 2.30 | 2.50 | 3.60 | 4.00 | 4.60 | 4.80 | 6.20 |
| | | SCOP | | | | 4.77 | 4.78 | 4.85 | 4.20 | | 3.89 | 3.81 |
| | | Annual energy consumption | | kWh | | 675 | 732 | 1,039 | 1,334 | 1,535 | 1,728 | 2,276 |
| Nominal efficiency | EER | | | | | 4.65 | 4.39 | 4.07 | 3.56 | 3.55 | 3.02 | |
| | COP | | | | | 4.72 | 4.67 | 4.76 | 4.12 | 4.00 | 3.43 | 3.22 |
| | Annual energy consumption | | | kWh | | 215 | 285 | 430 | 590 | 705 | 995 | 1,175 |
| | Energy label | Cooling | | | | A | | | A | | B | |
| | | Heating | | | | A | | | A | | B | C |

| Indoor unit | | | | *CTXS15K | *CTXS35K | * FTXS 20K | * FTXS 25K | * FTXS 35K | FTXS 42K | FTXS 50K | FTXS 60G | FTXS 71G |
|---|---|---|---|---|---|---|---|---|---|---|---|---|
| Casing | Colour | | | White | | | | | White | | | |
| Dimensions | Unit | HeightxWidthxDepth | mm | 289x780x215 | | | | 289x900x215 | 298x900x215 | | 290x1,050x250 | |
| Weight | Unit | | kg | 8 | | | | 11 | 11 | | 12 | |
| Air filter | Type | | | Removable / washable / mildew proof | | | | | Removable / washable / mildew proof | | | |
| Fan - Air flow rate | Cooling | High/Nom./Low/Silent operation | $m^3$/min | - | | 8.80/-/-/- | 9.10/-/-/- | 11.2/-/-/- | 11.2/11.2/7.0/4.1 | 11.9/11.9/7.4/4.5 | 16.0/16.0/11.3/10.1 | 17.2/17.2/11.5/10.5 |
| | Heating | High/Nom./Low/Silent operation | $m^3$/min | -/-/-/- | | | | | 12.4/10.0/7.8/5.2 | 13.3/10.8/8.4/5.5 | 17.2/14.9/12.6/11.3 | 19.5/16.7/14.2/12.6 |
| Sound power level | Cooling | | dBA | - | 58 | | | 59 | 59 | 60 | | 63 |
| | Heating | | dBA | - | 58 | | | 59 | 59 | 60 | 59 | 62 |
| Sound pressure level | Cooling | High/Nom./Low/Silent operation | dBA | - | 40/32/24/19 | 41/33/25/19 | | 45/37/29/19 | 45/39/33/21 | 46/40/34/23 | 45/41/36/33 | 46/42/37/34 |
| | Heating | High/Nom./Low/Silent operation | dBA | - | 40/34/27/19 | 41/34/27/19 | | 45/39/29/19 | 45/39/33/22 | 47/40/34/24 | 44/40/35/32 | 46/42/37/34 |
| Power supply | Phase / Frequency / Voltage | | Hz / V | 1~ / 50 / 220-240 | | | | | 1~ / 50 / 220-240 | | | |
| Control systems | Infrared remote control | | | - | | | | | ARC466A6 | | ARC452A3 | |

| Outdoor unit | | | | RXS | | *20L3 | *25L3 | *35L3 | 42L | 50L | 60L | 71F8 |
|---|---|---|---|---|---|---|---|---|---|---|---|---|
| Dimensions | Unit | HeightxWidthxDepth | mm | | Only available in multi model application | 550x765x285 | | | 550x765x285 | 735x825x300 | | 770x900x320 |
| Weight | Unit | | kg | | | 31.5 | | | 39 | 47 | 48 | 71 |
| Sound power level | Cooling | | dBA | | | 59 | | 61 | 61 | 62 | | 65 |
| | Heating | | dBA | | | 59 | | 61 | 61 | 62 | | 66 |
| Sound pressure level | Cooling | High/Low/Silent operation | dBA | | | -/-/- | | | 48/-/44 | 48/44/- | 49/46/- | 52/-/49 |
| | Heating | High/Low/Silent operation | dBA | | | -/-/- | | | 48/-/45 | 48/45/- | 49/46/- | 52/-/49 |
| Operation range | Cooling | Ambient Min.~Max. | °CDB | | | -10~46 | | | -10~46 | | | |
| | Heating | Ambient Min.~Max. | °CWB | | | -15~18 | | | -15~18 | | | |
| Refrigerant | Type/Charge/GWP | | kg | | | R-410A / 1 / 2,087.5 | | R-410A / 1 .2 / 2,087.5 | R-410A / 1 .3 / 2,087.5 | R-410A / 1 .7 / 2,087.5 | R-410A / 1 .5 / 2,087.5 | R-410A / 2.3 / 2,087.5 |
| | Charge | | $TCO_2Eq$ | | | 2.1 | | 2.5 | 2.7 | 3.5 | 3.1 | 4.8 |
| Piping connections | Liquid | OD | mm | | | 6 | | | 6.35 | | | |
| | Gas | OD | mm | | | 9.5 | | | 9.5 | 12.7 | | 15.9 |
| | Piping length | OU - IU Max. | m | | | - | | | - | 30 | | |
| | | System Chargeless | m | | | - | | | - | | | 10 |
| | Additional refrigerant charge | | kg/m | | | - | | | - | 0.020 (for piping length exceeding 10m) | | |
| | Level difference | IU - OU Max. | m | | | - | | | - | 20.0 | | |
| Power supply | Phase / Frequency / Voltage | | Hz / V | | | 1~ / 50 / 220-240 | | | 1~ / 50 / 220-230-240 | | | |
| Current - 50Hz | Maximum fuse amps (MFA) | | A | | | 16 | | | 16 | 20 | | - |

*Note: blue cells contain preliminary data

(1) EER/COP according to Eurovent 2012, for use outside EU only (2) Nominal efficiency: cooling at 35°/27° nominal load, heating at 7°/20° nominal load

# Wall mounted unit

## Wall mounted unit providing high efficiency and comfort

- ECONO mode decreases power consumption so that other appliances that need large power consumption can be used
- Comfort mode guarantees draught free operation by preventing that warm or cold air is directly blown on to the body
- Titanium apatite photocatalytic air purification filter removes airborne microscopic particles, powerfully decomposes odours and helps to prevent the propagation of bacteria, viruses, microbes to ensure a steady supply of clean air
- Online controller (optional): control your indoor from any location with an app, via your local network or internet




| Efficiency data | | | | FTX + RX | *20J3 + 20K | *25J3 + 25K | *35J3 + 35K | 50GV + 50GV | 60GV + 60GVB | 71GV + 71GVB |
|---|---|---|---|---|---|---|---|---|---|---|
| Cooling capacity | Min./Nom./Max. | | | kW | 1.3/2.0/2.6 | 1.3/2.5/3.0 | 1.3/3.3/3.8 | 1.7/5.0/6.0 | 1.7/6.0/6.7 | 2.3/7.10/8.5 |
| Heating capacity | Min./Nom./Max. | | | kW | 1.3/2.5/3.5 | 1.3/2.8/4.0 | 1.3/3.5/4.8 | 1.7/5.8/7.7 | 1.7/7.0/8.0 | 2.3/8.20/10.2 |
| Power input | Cooling | Min./Nom./Max. | | kW | -/0.55/- | -/0.71/- | -/0.97/- | 0.44/1.55/2.08 | 0.44/1.99/2.40 | 0.57/2.35/3.20 |
| | Heating | Min./Nom./Max. | | kW | -/0.59/- | -/0.68/- | -/0.92/- | 0.40/1.60/2.53 | 0.40/2.04/2.81 | 0.52/2.55/3.82 |
| Seasonal efficiency (according to EN14825) | Cooling | Energy label | | | A++ | | | A+ | A | B |
| | | Pdesign | | kW | 2.00 | 2.50 | 3.30 | 5.00 | 6.00 | 7.10 |
| | | SEER | | | 6.10 | | | 5.63 | 5.37 | 4.97 |
| | | Annual energy consumption | | kWh | 115 | 143 | 189 | 311 | 391 | 500 |
| | Heating (Average climate) | Energy label | | | A+ | | | A+ | A | |
| | | Pdesign | | kW | 2.20 | 2.40 | 2.80 | 4.60 | 4.80 | 6.20 |
| | | SCOP | | | 4.26 | 4.10 | | 4.08 | 3.88 | 3.81 |
| | | Annual energy consumption | | kWh | 723 | 820 | 956 | 1,578 | 1,730 | 2,276 |
| Nominal efficiency | EER | | | | 3.64 | 3.54 | 3.4 | 3.23 | 3.02 | 3.02 |
| | COP | | | | 4.24 | 4.1 | 3.8 | 3.63 | 3.43 | 3.22 |
| | Annual energy consumption | | | kWh | 275 | 353 | 485 | 775 | 995 | 1175 |
| | Energy label | Cooling | | | A | | | A | B | B |
| | | Heating | | | A | | | A | B | C |

| Indoor unit | | | | FTX | *20J3 | *25J3 | *35J3 | 50GV | 60GV | 71GV |
|---|---|---|---|---|---|---|---|---|---|---|
| Casing | Colour | | | | White | | | White | | |
| Dimensions | Unit | HeightxWidthxDepth | | mm | 283x770x198 | | | 290x1,050x238 | | |
| Weight | Unit | | | kg | 7 | | | 12 | | |
| Air filter | Type | | | | - | | | Removable / washable / mildew proof | | |
| Fan - Air flow rate | Cooling | High/Nom./Low/Silent operation | | $m^3$/min | 9.10/-/-/- | 9.20/-/-/- | 9.30/-/-/- | 14.7/14.7/10.3/9.5 | 16.2/16.2/11.4/10.2 | 17.4/14.6/11.6/10.6 |
| | Heating | High/Nom./Low/Silent operation | | $m^3$/min | -/-/-/- | | | 16.1/13.9/11.5/10.2 | 17.4/15.1/12.7/11.4 | 19.7/16.9/14.3/12.7 |
| Sound power level | Cooling | | | dBA | 55 | | 58 | 59 | 60 | 63 |
| | Heating | | | dBA | 55 | | 58 | 58 | 59 | 62 |
| Sound pressure level | Cooling | High/Nom./Low/Silent operation | | dBA | 39/33/25/22 | 40/33/26/22 | 41/34/27/23 | 43/39/34/31 | 45/41/36/33 | 46/42/37/34 |
| | Heating | High/Nom./Low/Silent operation | | dBA | 39/34/28/25 | 40/34/28/25 | 41/35/29/26 | 42/38/33/30 | 44/40/35/32 | 46/42/37/34 |
| Power supply | Phase / Frequency / Voltage | | | Hz / V | 1~ / 50 / 220-240 | | | 1~ / 50 / 220-240 | | |
| Control systems | Infrared remote control | | | | ARC433A8 | | | ARC433B70 | | |

| Outdoor unit | | | | RX | *20K | *25K | *35K | 50GV | 60GVB | 71GVB |
|---|---|---|---|---|---|---|---|---|---|---|
| Dimensions | Unit | HeightxWidthxDepth | | mm | 550x658x275 | | | 735x825x300 | | 770x900x320 |
| Weight | Unit | | | kg | 26 | | 28 | 48 | 47 | 71 |
| Sound power level | Cooling | | | dBA | 60 | | 62 | 63 | 62 | 65 |
| | Heating | | | dBA | 60 | | 62 | 64 | 62 | 66 |
| Sound pressure level | Cooling | High/Nom./Low/Silent operation | | dBA | 39/33/25/22 | 40/33/26/22 | 41/34/27/23 | 47/-/44/- | 49/-/46/- | 52/-/49/- |
| | Heating | High/Nom./Low/Silent operation | | dBA | 39/34/28/25 | 40/34/28/25 | 41/35/29/26 | 48/-/45/- | 49/-/46/- | 52/-/49/- |
| Operation range | Cooling | Ambient | Min.~Max. | °CDB | 10~46 | | | -10~46 | | |
| | Heating | Ambient | Min.~Max. | °CWB | -15~18 | | | -15~18 | | |
| Refrigerant | Type/Charge/GWP | | | kg | R-410A / 0.74 / 2,087.5 | | R-410A / 1 / 2,087.5 | R-410A / 1.5 /2,087.5 | | R-410A / 2.3 /2,087.5 |
| | Charge | | | $TCO_2Eq$ | 1.5 | | 2.1 | 3.1 | | 4.8 |
| Piping connections | Liquid | OD | | mm | - | | | 6.35 | | |
| | Gas | OD | | mm | - | | | 12.7 | | 15.9 |
| | Piping length | OU - IU | Max. | m | - | | | 30 | | |
| | | System | Chargeless | m | - | | | 10 | | |
| | Additional refrigerant charge | | | kg/m | - | | | 0.020 (for piping length exceeding 10m) | 0.02 (for piping length exceeding 10m) | |
| | Level difference | IU - OU | Max. | m | - | | | 20 | | |
| Power supply | Phase / Frequency / Voltage | | | Hz / V | 1~ / 50 / 220-240 | | | 1~ / 50 / 220-240 | | |
| Current - 50Hz | Maximum fuse amps (MFA) | | | A | 16 | | | 20 | | |

*Note: blue cells contain preliminary data

(1) EER/COP according to Eurovent 2012, for use outside EU only (2) Nominal efficiency: cooling at 35°/27° nominal load, heating at 7°/20° nominal load

# Wall mounted unit

## Discreet wall mounted unit providing high efficiency and comfort

- SEER / SCOP up to A++
- Discreet, stylish front panel blends easily with the wall, and matches all interior décors
- Whisper quiet in operation: the operating of the unit can hardly be heard. The sound pressure level goes down to 19dBA!
- Online controller (optional): control your indoor from any location with an app, via your local network or internet
- Dry programme allows humidity levels to be reduced without variations in room temperature




| **Efficiency data** | | | | **FTX + RX** | ***20K + 20K** | ***25K + 25K** | ***35K + 35K** | ***50K + 50K** | ***60K + 60K** |
|---|---|---|---|---|---|---|---|---|---|
| Cooling capacity | Min./Nom./Max. | | | kW | 1.3/2.0/2.6 | 1.3/2.5/3.0 | 1.3/3.5/4.0 | 1.7/5.0/6.0 | 1.7/6.0/7.0 |
| Heating capacity | Min./Nom./Max. | | | kW | 1.3/2.5/3.5 | 1.3/3.0/4.0 | 1.3/4.0/4.8 | 1.7/6.0/7.7 | 1.7/7.0/8.0 |
| Power input | Cooling | Nom. | | kW | 0.50 | 0.74 | 1.07 | 1.40 | 1.64 |
| | Heating | Nom. | | kW | 0.52 | 0.69 | 1.00 | 1.58 | 1.93 |
| Seasonal efficiency (according to EN14825) | Cooling | Energy label | | | A++ | | | | |
| | | Pdesign | | kW | 2.00 | 2.50 | 3.50 | 5.00 | 6.00 |
| | | SEER | | | 6.66 | 6.33 | 6.42 | 6.59 | 7.76 |
| | | Annual energy consumption | | kWh | 105 | 138 | 191 | 266 | 271 |
| | Heating (Average climate) | Energy label | | | A++ | | | A+ | |
| | | Pdesign | | kW | 2.20 | 2.40 | 2.80 | 4.60 | 4.80 |
| | | SCOP | | | 5.02 | 4.70 | 4.74 | 4.39 | 4.34 |
| | | Annual energy consumption | | kWh | 614 | 715 | 827 | 1,467 | 1,548 |
| Nominal efficiency | EER | | | | 3.97 | 3.37 | 3.3 | 3.58 | 3.65 |
| | COP | | | | 4.77 | 4.4 | 4.0 | 3.80 | 3.63 |
| | Annual energy consumption | | | kWh | 252 | 371 | 537 | 698 | 822 |
| | Energy label | Cooling/Heating | | | A/A | | | | |

| **Indoor unit** | | | | **FTX** | ***20K** | ***25K** | ***35K** | ***50K** | ***60K** |
|---|---|---|---|---|---|---|---|---|---|
| Dimensions | Unit | HeightxWidthxDepth | | mm | -x-x- | | | | |
| Weight | Unit | | | kg | 7 | | | 12 | |
| Fan - Air flow rate | Cooling | High | | $m^3$/min | 9.10 | 9.20 | 9.30 | 14.7 | 16.2 |
| Sound power level | Cooling | | | dBA | 55 | | 58 | 59 | 60 |
| | Heating | | | dBA | 55 | | 58 | 59 | 60 |
| Power supply | Phase / Frequency / Voltage | | | Hz / V | 1~ / 50 / 220-240 | | | | |

| **Outdoor unit** | | | | **RX** | ***20K** | ***25K** | ***35K** | ***50K** | ***60K** |
|---|---|---|---|---|---|---|---|---|---|
| Dimensions | Unit | HeightxWidthxDepth | | mm | 550x658x275 | | | 735x870x320 | |
| Weight | Unit | | | kg | 26 | | 28 | 42 | |
| Sound power level | Cooling | | | dBA | 60 | | 62 | 63 | 62 |
| | Heating | | | dBA | 60 | | 62 | 63 | 62 |
| Operation range | Cooling | Ambient | Min.~Max. | °CDB | 10~46 | | | -~- | |
| | Heating | Ambient | Min.~Max. | °CWB | -15~18 | | | -~- | |
| Refrigerant | Type/Charge/GWP | | | kg | R-410A / - / 2,087.5 | | | | |
| | Charge | | | $TCO_2Eq$ | - | | | | |
| Piping connections | Piping length | OU - IU | Max. | m | - | | | | |
| | Level difference | IU - OU | Max. | m | - | | | | |
| Power supply | Phase / Frequency / Voltage | | | Hz / V | 1~ / 50 / 220-240 | | | | |
| Current - 50Hz | Maximum fuse amps (MFA) | | | A | 16 | | | 20 | |

*Note: blue cells contain preliminary data

(1) EER/COP according to Eurovent 2012, for use outside EU only (2) Nominal efficiency: cooling at 35°/27° nominal load, heating at 7°/20° nominal load

# Wall mounted unit

## Stylish wall mounted unit for low energy consumption and pleasant comfort

- Seasonal efficiency values up to A+
- Stylish, modern casing in white or silver
- Vertical auto swing moves the discharge flaps up and down for efficient air and temperature distribution throughout the room
- The infrared remote control is user friendly and equipped with a timer function that enables you to programme the unit to start or stop at your desired time.
- 24 hour timer can be set to start heating or cooling anytime during a 24 hour period




FTXK-AW

RXK25-35A

| Efficiency data | | | | FTXK + RXK | *25AW/S + 25A | *35AW/S + 35A | *50AW/S + 50A | *60AW/S + 60A |
|---|---|---|---|---|---|---|---|---|
| Cooling capacity | Nom. | | | kW | 2.56 | 3.41 | 5.48 | 6.23 |
| Heating capacity | Nom. | | | kW | 2.84 | 3.58 | 5.62 | 6.40 |
| Power input | Cooling | Nom. | | kW | 0.69 | 1.06 | 1.70 | 1.93 |
| | Heating | Nom. | | kW | 0.70 | 0.95 | 1.50 | 1.68 |
| Seasonal efficiency (according to EN14825) | Cooling | Energy label | | | A+ | | | |
| | | Pdesign | | kW | - | | | |
| | | SEER | | | 5.61 | | 5.88 | 6.05 |
| | | Annual energy consumption | | kWh | - | | | |
| | Heating (Average climate) | Energy label | | | A | | | |
| | | Pdesign | | kW | - | | | |
| | | SCOP | | | 3.81 | | 3.99 | 3.81 |
| | | Annual energy consumption | | kWh | - | | | |
| Nominal efficiency | EER | | | | 3.69 | 3.22 | | 3.23 |
| | COP | | | | 4.06 | 3.77 | 3.75 | 3.81 |
| | Annual energy consumption | | | kWh | 347 | 530 | 851 | 964 |
| | Energy label | Cooling/Heating | | | A/A | | | |

| Indoor unit | | | | FTXK | *25AW/S | *35AW/S | *50AW/S | *60AW/S |
|---|---|---|---|---|---|---|---|---|
| Casing | Colour | | | | white/silver | | | |
| Dimensions | Unit | HeightxWidthxDepth | | mm | 298x890x210 | | 320x1,172x242 | |
| Weight | Unit | | | kg | 9 | | 14 | |
| Air filter | Type | | | | Saranet (with titanium apatite) | | | |
| Sound power level | Cooling | | | dBA | 53 | 54 | 55 | 61 |
| | Heating | | | dBA | 53 | 54 | 55 | 61 |
| Sound pressure level | Cooling | Super high/High/Nom./ Low/Silent operation | | dBA | 41/40/34/29/21 | 42/41/34/30/22 | 44/40/38/35/32 | 46/43/41/37/33 |
| | Heating | Super high/High/Nom./ Low/Silent operation | | dBA | 41/40/34/29/21 | 42/41/34/30/22 | 44/40/38/35/32 | 46/43/41/37/33 |
| Power supply | Phase / Frequency / Voltage | | | Hz / V | 1~ / 50 / 220-240 | | | |

| Outdoor unit | | | | RXK | *25A | *35A | *50A | *60A |
|---|---|---|---|---|---|---|---|---|
| Dimensions | Unit | HeightxWidthxDepth | | mm | 550x658x289 | | 753x855x328 | |
| Weight | Unit | | | kg | 31 | | 44 | |
| Sound power level | Cooling | | | dBA | 58 | 60 | 64 | 65 |
| | Heating | | | dBA | 58 | 60 | 64 | 65 |
| Sound pressure level | Cooling | Nom. | | dBA | 45 | 46 | 51 | |
| | Heating | Nom. | | dBA | 45 | 46 | 51 | |
| Operation range | Cooling | Ambient | Min.~Max. | °CDB | -10~46 | | | |
| | Heating | Ambient | Min.~Max. | °CWB | -15~18 | | | |
| Refrigerant | Type / GWP | | | | R-410A/2,087.5 | | | |
| Piping connections | Liquid | OD | | mm | 6.35 | | | |
| | Gas | OD | | mm | 9.52 | | 12.70 | 15.90 |
| | Piping length | OU - IU | Max. | m | - | | | |
| | Level difference | IU - OU | Max. | m | - | | | |
| Power supply | Phase / Frequency / Voltage | | | Hz / V | 1~ / 50 / 220-240 | | | |
| Current - 50Hz | Maximum fuse amps (MFA) | | | A | 16 | | 20 | |

*Note: blue cells contain preliminary data

(1) EER/COP according to Eurovent 2012, for use outside EU only (2) Nominal efficiency: cooling at 35°/27° nominal load, heating at 7°/20° nominal load

# Wall mounted unit

## Wall mounted unit for low energy consumption and pleasant comfort

- Seasonal efficiency values up to A+
- Flat, stylish front panel blends easily within any interior décor and is more easy to clean
- The infrared remote control is user friendly and equipped with a timer function that enables you to programme the unit to start or stop at your desired time.
- Vertical auto swing moves the discharge flaps up and down for efficient air and temperature distribution throughout the room
- 24 hour timer can be set to start heating or cooling anytime during a 24 hour period




| Efficiency data | | | | FTXB + RXB | *25C + 25C | *35C + 35C | *50C + 50C | *60C + 60C |
|---|---|---|---|---|---|---|---|---|
| Cooling capacity | Min./Nom./Max. | | | kW | 1.3/2.5/3.0 | 1.3/3.3/3.8 | -/5.48/- | -/6.23/- |
| Heating capacity | Min./Nom./Max. | | | kW | 1.3/2.8/4.0 | 1.3/3.5/4.8 | -/5.6/- | -/6.4/- |
| Power input | Cooling | Nom. | | kW | 0.77 | 0.99 | 1.71 | 1.93 |
| | Heating | Nom. | | kW | 0.69 | 0.93 | 1.49 | 1.77 |
| Seasonal efficiency (according to EN14825) | Cooling | Energy label | | | A+ | | | |
| | | Pdesign | | kW | 2.50 | 3.30 | 5.48 | 6.23 |
| | | SEER | | | 6.00 | 6.05 | 5.93 | 6.09 |
| | | Annual energy consumption | | kWh | 146 | 191 | 323 | 358 |
| | Heating (Average climate) | Energy label | | | A+ | | | |
| | | Pdesign | | kW | 2.40 | 2.80 | 3.64 | 3.80 |
| | | SCOP | | | 4.01 | 4.06 | 4.27 | 4.06 |
| | | Annual energy consumption | | kWh | 838 | 966 | 1,193 | 1,310 |
| Nominal efficiency | EER | | | | 3.25 | 3.32 | 3.21 | 3.23 |
| | COP | | | | 4.06 | 3.76 | 3.75 | 3.61 |
| | Annual energy consumption | | | kWh | 385 | 497 | 854 | 964 |
| | Energy label | Cooling | | | A | | | |
| | | Heating | | | A | | | |

| Indoor unit | | | | FTXB | *25C | *35C | *50C | *60C |
|---|---|---|---|---|---|---|---|---|
| Dimensions | Unit | HeightxWidthxDepth | | mm | 316x870x310 | | 386x1136x314 | |
| Weight | Unit | | | kg | 8 | | 14 | |
| Fan - Air flow rate | Cooling | High | | $m^3$/min | 9.20 | 9.30 | 14.7 | 16.2 |
| Sound power level | Cooling | | | dBA | 55 | 58 | 55 | 61 |
| | Heating | | | dBA | 55 | 58 | 55 | 61 |
| Power supply | Phase / Frequency / Voltage | | | Hz / V | 1~ / 50 / 220-240 | | | |
| Control systems | Infrared remote control | | | | ARC470A1 | | AP GS02 | |

| Outdoor unit | | | | RXB | *25C | *35C | *50C | *60C |
|---|---|---|---|---|---|---|---|---|
| Dimensions | Unit | HeightxWidthxDepth | | mm | 616x788x359 | | 793x990x415 | |
| Weight | Unit | | | kg | 27 | 29 | 49 | |
| Sound power level | Cooling | | | dBA | 60 | 62 | 64 | 65 |
| | Heating | | | dBA | 60 | 62 | 64 | 65 |
| Operation range | Cooling | Ambient | Min.~Max. | °CDB | --~- | | | |
| | Heating | Ambient | Min.~Max. | °CWB | --~- | | | |
| Refrigerant | Type / GWP | | | | R-410A/2,087.5 | | | |
| Piping connections | Piping length | OU - IU | Max. | m | - | | | |
| | Level difference | IU - OU | Max. | m | - | | | |
| Power supply | Phase / Frequency / Voltage | | | Hz / V | 1~ / 50 / 220-240 | | | |
| Current - 50Hz | Maximum fuse amps (MFA) | | | A | - | | | |

*Note: blue cells contain preliminary data

(1) EER/COP according to Eurovent 2012, for use outside EU only (2) Nominal efficiency: cooling at 35°/27° nominal load, heating at 7°/20° nominal load

The best of two worlds united

# Pure comfort and design




## Why choose Nexura?

- Unique radiant heat panel that heats up just like a traditional radiator
- Whisper quiet operation down to 19 dBA
- Unobtrusive yet stylish design
- Reduced air flow, creating an even distribution of air through the room

### Comfort is key

Nexura makes your world a comfortable one. The coolness of a summer breeze or the cosiness of an extra heat source brings a feeling of well-being to your living space all year round. Its unobtrusive yet stylish design with a front panel that radiates additional heat, its low noise level and reduced air flow turn your room into a haven.

### Radiant heat panel

To add even more comfort on cold days, the aluminium front panel of the Nexura unit has tahe capability of warming up, just like a traditional radiator. The result? A comfortable feeling of warm air that envelopes you. And all you have to do to activate this unique feature is push the "radiant" button on your remote control.

## Benefits

› Vertical autoswing
› Weekly timer
› Guaranteed operation down to -25°C (with RXLG-M)

### Online controller

Always in control, no matter where you are. Control your indoor from any location with an app, via your local network or internet.

## Marketing tools

› Visit the extranet: extranet.daikineurope.com > document library
› Visit the website: http://www.daikineurope.com/minisite/nexura/



# Floor standing unit with radiant heat panel

## Stylish floor standing unit with radiant heat panel for comfortable heat and very low noise

- The aluminium part of the front panel of the Nexura indoor unit has the capability of warming up, just like a traditional radiator, to add even more comfort on cold days
- Quiet and discrete, Nexura offers you the best in heating and cooling, in comfort and design
- The indoor unit distributes air at the sound of a whisper. The noise produced amounts to barely 22dB(A) in cooling and 19dB(A) in radiant heat mode. In comparison, the ambient sound in a quiet room amounts to 40dB(A) on average.
- Comfortable vertical auto swing ensures draughtfree operation and prevents ceiling soiling
- Online controller (optional): control your indoor from any location with an app, via your local network or internet
- Can be installed against a wall or recessed



FVXG-K



RXG20-25-35L



ARC466A2

| Efficiency data | | | | FVXG + RXG | 25K + 25L | 35K + 35L | 50K + 50L |
|---|---|---|---|---|---|---|---|
| Cooling capacity | Min./Nom./Max. | | | kW | 1.3/2.5/3.0 | 1.4/3.5/3.8 | 1.7/5.0/5.6 |
| Heating capacity | Min./Nom./Max. | | | kW | 1.3/3.4/4.5 | 1.4/4.5/5.0 | 1.7/5.8/8.1 |
| Cooling Power input | Min./Nom./Max. | | | kW | -/0.54/- | -/0.94/- | -/1.51/- |
| Heating Power input | Min./Nom./Max. | | | kW | -/0.77/- | -/1.21/- | -/1.57/- |
| Seasonal efficiency (according to EN14825) | Cooling | Energy label | | | A++ | | A |
| | | Pdesign | | kW | 2.50 | 3.50 | 5.00 |
| | | SEER | | | 6.53 | 6.48 | 5.41 |
| | | Annual energy consumption | | kWh | 134 | 189 | 324 |
| | Heating (Average climate) | Energy label | | | A++ | A+ | |
| | | Pdesign | | kW | 2.80 | 3.10 | 4.60 |
| | | SCOP | | | 4.65 | 4.00 | 4.18 |
| | | Annual energy consumption | | kWh | 842 | 1,087 | 1,543 |
| Nominal efficiency | EER | | | | 4.63 | 3.72 | 3.31 |
| | COP | | | | 4.42 | 3.72 | 3.69 |
| | Annual energy consumption | | | kWh | 270 | 470 | 755 |
| | Energy label | Cooling/Heating | | | A/A | A/A | A/A |

| Indoor unit | | | | FVXG | 25K | 35K | 50K |
|---|---|---|---|---|---|---|---|
| Casing | Colour | | | | Fresh white (6.5Y 9.5/0.5) | | |
| Dimensions | Unit | HeightxWidthxDepth | | mm | 600x950x215 | | |
| Weight | Unit | | | kg | 22 | | |
| Air filter | Type | | | | Removable / washable / mildew proof | | |
| Fan - Air flow rate | Cooling | High/Nom./Low/Silent operation | | $m^3$/min | 8.9/8.9/5.3/4.5 | 9.1/9.1/5.3/4.5 | 10.6/10.3/7.3/6.0 |
| | Heating | High/Nom./Low/Silent operation | | $m^3$/min | 9.9/7.8/5.7/4.7 | 10.2/8.0/5.8/5.0 | 12.2/10.0/7.8/6.8 |
| Sound power level | Cooling | | | dBA | 52 | | 58 |
| | Heating | | | dBA | 53 | | 60 |
| Sound pressure level | Cooling | High/Nom./Low/Silent operation | | dBA | 38/32/26/23 | 39/33/27/24 | 44/40/36/32 |
| | Heating | High/Nom./Low/Silent operation/Radiant heat | | dBA | 39/32/26/22/19 | 40/33/27/23/19 | 46/40/34/30/26 |
| Power supply | Phase / Frequency / Voltage | | | Hz / V | 1~ / 50 / 220-240 | | |
| Control systems | Infrared remote control | | | | ARC466A2 | | |

| Outdoor unit | | | | RXG | 25L | 35L | 50L |
|---|---|---|---|---|---|---|---|
| Dimensions | Unit | HeightxWidthxDepth | | mm | 550x765x285 | | 735x825x300 |
| Weight | Unit | | | kg | 35 | | 48 |
| Sound power level | Cooling | | | dBA | 61 | 63 | |
| | Heating | | | dBA | 62 | 63 | |
| Sound pressure level | Cooling | High/Silent operation | | dBA | 46/43 | 48/44 | |
| | Heating | High/Silent operation | | dBA | 47/44 | 48/45 | 48/44 |
| Operation range | Cooling | Ambient | Min.~Max. | °CDB | 10~46 | | |
| | Heating | Ambient | Min.~Max. | °CWB | -15~18 | | |
| Refrigerant | Type/Charge/GWP | | | kg | R-410A / 1.05 / 2,087.5 | | R-410A / 1.6 / 2,087.5 |
| | Charge | | | $TCO_2Eq$ | 2.2 | | 3.3 |
| Piping connections | Liquid | OD | | mm | 6 | | |
| | Gas | OD | | mm | 9.5 | | 12.7 |
| | Piping length | OU - IU | Max. | m | 20 | | 30 |
| | | System | Chargeless | m | 10 | | |
| | Additional refrigerant charge | | | kg/m | 0.02 (for piping length exceeding 10m) | | |
| | Level difference | IU - OU | Max. | m | 15 | | 20 |
| Power supply | Phase / Frequency / Voltage | | | Hz / V | 1~ / 50 / 220-240 | | |
| Current - 50Hz | Maximum fuse amps (MFA) | | | A | 16 | | 20 |

(1) EER/COP according to Eurovent 2012, for use outside EU only (2) Nominal efficiency: cooling at 35°/27° nominal load, heating at 7°/20° nominal load

# Floor standing unit

## Floor standing unit for optimal heating comfort thanks to dual airflow

› Its low height enables the unit to fit perfectly beneath a window
› Can be installed against a wall or recessed
› Vertical auto swing moves the discharge flaps up and down for efficient air and temperature distribution throughout the room
› Online controller (optional): control your indoor from any location with an app, via your local network or internet




FVXS-F

RXS25-35L3

ARC452A1

| **Efficiency data** | | | | **FVXS + RXS** | **25F + 25L3** | **35F + 35L3** | **50F + 50L** |
|---|---|---|---|---|---|---|---|
| Cooling capacity | Min./Nom./Max. | | | kW | -/2.5/- | -/3.5/- | 1.4/5.0/5.6 |
| Heating capacity | Min./Nom./Max. | | | kW | -/3.4/- | -/4.5/- | 1.4/5.8/8.1 |
| Power input | Cooling | Min./Nom./Max. | | kW | -/0.57/- | -/1.02/- | 0.50/1.55/2.00 |
| | Heating | Min./Nom./Max. | | kW | -/0.77/- | -/1.19/- | 0.50/1.60/2.60 |
| Seasonal efficiency (according to EN14825) | Cooling | Energy label | | | A+ | | A+ |
| | | Pdesign | | kW | 2.5 | 3.5 | 5.00 |
| | | SEER | | | 5.74 | 5.60 | 5.89 |
| | | Annual energy consumption | | kWh | 152 | 219 | 297 |
| | Heating (Average climate) | Energy label | | | A+ | A | A |
| | | Pdesign | | kW | 2.6 | 2.9 | 4.20 |
| | | SCOP | | | 4.56 | 3.93 | 3.80 |
| | | Annual energy consumption | | kWh | 798 | 1,033 | 1,546 |
| Nominal efficiency | EER | | | | 4.39 | 3.43 | 3.23 |
| | COP | | | | 4.42 | 3.78 | 3.63 |
| | Annual energy consumption | | | kWh | 285 | 510 | 775 |
| | Energy label | Cooling | | | A | | A |
| | | Heating | | | A | | A |

| **Indoor unit** | | | | **FVXS** | **25F** | **35F** | **50F** |
|---|---|---|---|---|---|---|---|
| Casing | Colour | | | | White | | |
| Dimensions | Unit | HeightxWidthxDepth | | mm | 600x700x210 | | |
| Weight | Unit | | | kg | 14 | | |
| Air filter | Type | | | | Removable / washable / mildew proof | | |
| Fan - Air flow rate | Cooling | High/Nom./Low/Silent operation | | $m^3$/min | 8.2/8.2/4.8/4.1 | 8.5/8.5/4.9/4.5 | 10.7/10.7/7.8/6.6 |
| | Heating | High/Nom./Low/Silent operation | | $m^3$/min | 8.8/6.9/5.0/4.4 | 9.4/7.3/5.2/4.7 | 11.8/10.1/8.5/7.1 |
| Sound power level | Cooling | | | dBA | 52 | | 60 |
| | Heating | | | dBA | 52 | | 60 |
| Sound pressure level | Cooling | High/Nom./Low/Silent operation | | dBA | 38/32/26/23 | 39/33/27/24 | 44/40/36/32 |
| | Heating | High/Nom./Low/Silent operation | | dBA | 38/32/26/23 | 39/33/27/24 | 45/40/36/32 |
| Power supply | Phase / Frequency / Voltage | | | Hz / V | 1~ / 50 / 220-240 | | |
| Control systems | Infrared remote control | | | | ARC452A1 | | |

| **Outdoor unit** | | | | **RXS** | ***25L3** | ***35L3** | **50L** |
|---|---|---|---|---|---|---|---|
| Dimensions | Unit | HeightxWidthxDepth | | mm | 550x765x285 | | 735x825x300 |
| Weight | Unit | | | kg | 31.5 | | 47 |
| Sound power level | Cooling | | | dBA | 59 | 61 | 62 |
| | Heating | | | dBA | 59 | 61 | 62 |
| Sound pressure level | Cooling | High/Low | | dBA | -/- | | 48/44 |
| | Heating | High/Low | | dBA | -/- | | 48/45 |
| Operation range | Cooling | Ambient | Min.~Max. | °CDB | -10~46 | | -10~46 |
| | Heating | Ambient | Min.~Max. | °CWB | -15~18 | | -15~18 |
| Refrigerant | Type/Charge/GWP | | | kg | R-410A / 1 / 2,087.5 | R-410A / 1.2 / 2,087.5 | R-410A / 1 .7 / 2,087.5 |
| | Charge | | | $TCO_2Eq$ | 2.1 | 2.5 | 3.5 |
| Piping connections | Liquid | OD | | mm | 6.35 | | 6.35 |
| | Gas | OD | | mm | 9.5 | | 12.7 |
| | Piping length | OU - IU | Max. | m | - | | 30 |
| | Additional refrigerant charge | | | kg/m | - | | 0.020 (for piping length exceeding 10m) |
| | Level difference | IU - OU | Max. | m | - | | 20.0 |
| Power supply | Phase / Frequency / Voltage | | | Hz / V | 1~ / 50 / 220-240 | | 1~ / 50 / 220-230-240 |
| Current - 50Hz | Maximum fuse amps (MFA) | | | A | 16 | | 20 |

*Note: blue cells contain preliminary data

(1) EER/COP according to Eurovent 2012, for use outside EU only (2) Nominal efficiency: cooling at 35°/27° nominal load, heating at 7°/20° nominal load

# Concealed ceiling unit

## Compact concealed ceiling unit, with a height of only 200mm

› Compact dimensions, can easily be mounted in a ceiling void of only 240mm




› Discretely concealed in the ceiling: only the suction and discharge grilles are visible
› Low energy consumption thanks to DC fan motor
› Medium external static pressure up to 40Pa facilitates unit use with flexible ducts of varying lengths



FDXS25-35F



RXS25-35L3



BRC1E52A

| Efficiency data | | | | FDXS + RXS | 25F + 25L3 | 35F + 35L3 | 50F9 + 50L | 60F + 60L |
|---|---|---|---|---|---|---|---|---|
| Cooling capacity | Min./Nom./Max. | | | kW | -/2.4/- | -/3.4/- | 1.7/5.0/5.3 | 1.7/6.0/6.5 |
| Heating capacity | Min./Nom./Max. | | | kW | -/3.2/- | -/4/- | 1.7/5.8/6.0 | 1.7/7.0/8.0 |
| Power input | Cooling | Nom. | | kW | 0.65 | 1.06 | 1.65 | 2.06 |
| | Heating | Nom. | | kW | 0.8 | 1.15 | 1.87 | 2.18 |
| Seasonal efficiency (according to EN14825) | Cooling | Energy label | | | A+ | A | A+ | A |
| | | Pdesign | | kW | 2.4 | 3.40 | 5.00 | 6.00 |
| | | SEER | | | 5.63 | 5.21 | 5.72 | 5.51 |
| | | Annual energy consumption | | kWh | 149 | 228 | 306 | 381 |
| | Heating (Average climate) | Energy label | | | A+ | A | A | |
| | | Pdesign | | kW | 2.3 | 2.57 | 4.00 | 4.60 |
| | | SCOP | | | 4.24 | 3.88 | 3.93 | 3.80 |
| | | Annual energy consumption | | kWh | 759 | 927 | 1,425 | 1,693 |
| Nominal efficiency | EER | | | | 3.72 | 3.21 | 3.03 | 2.91 |
| | COP | | | | 4 | 3.48 | 3.10 | 3.21 |
| | Annual energy consumption | | | kWh | 323 | 530 | 825 | 1,030 |
| | Energy label | Cooling | | | A | | B | C |
| | | Heating | | | A | B | D | C |

| Indoor unit | | | | FDXS | 25F | 35F | 50F9 | 60F |
|---|---|---|---|---|---|---|---|---|
| Dimensions | Unit | HeightxWidthxDepth | | mm | 200x750x620 | | 200x1,150x620 | |
| Weight | Unit | | | kg | 21 | | 30 | |
| Air filter | Type | | | | Removable / washable / mildew proof | | | |
| Fan - Air flow rate | Cooling | High/Nom./Low | | $m^3$/min | 8.7/8.7/7.3 | | 12.0/11.0/10.0 | 16.0/16.0/13.5 |
| | Heating | High/Nom./Low | | $m^3$/min | 8.7/8.0/7.3 | | 16.0/14.8/13.5 | |
| Fan - External static pressure | Nom./Maximum available/High | | | Pa | 30/- | | 40/- | |
| Sound power level | Cooling | | | dBA | 53 | | 55 | 56 |
| | Heating | | | dBA | 53 | | 55 | 56 |
| Sound pressure level | Cooling | High/Nom./Low | | dBA | 35/33/27 | | 38/36/30 | |
| | Heating | High/Nom./Low | | dBA | 35/33/27 | | 38/36/30 | |
| Power supply | Phase / Frequency / Voltage | | | Hz / V | 1~ / 50 / 230 | | 1~ / 50 / 220-240 | |
| Control systems | Wired remote control | | | | BRC1E52A/B | | | |

| Outdoor unit | | | | RXS | *25L3 | *35L3 | 50L | 60L |
|---|---|---|---|---|---|---|---|---|
| Dimensions | Unit | HeightxWidthxDepth | | mm | 550x765x285 | | 735x825x300 | |
| Weight | Unit | | | kg | 31.5 | | 47 | 48 |
| Sound power level | Cooling | | | dBA | 59 | 61 | 62 | |
| | Heating | | | dBA | 59 | 61 | 62 | |
| Sound pressure level | Cooling | High/Low | | dBA | -/- | | 48/44 | 49/46 |
| | Heating | High/Low | | dBA | -/- | | 48/45 | 49/46 |
| Operation range | Cooling | Ambient | Min.~Max. | °CDB | -10~46 | | -10~46 | |
| | Heating | Ambient | Min.~Max. | °CWB | -15~18 | | -15~18 | |
| Refrigerant | Type/Charge/GWP | | | kg | R-410A / 1 / 2,087.5 | R-410A / 1.2 / 2,087.5 | R-410A / 1.7 / 2,087.5 | R-410A / 1.5 / 2,087.5 |
| | Charge | | | $TCO_2Eq$ | 2.1 | 2.5 | 3.5 | 3.1 |
| Piping connections | Liquid | OD | | mm | 6.35 | | 6.35 | |
| | Gas | OD | | mm | 9.5 | | 12.7 | |
| | Piping length | OU - IU | Max. | m | - | | 30 | |
| | Additional refrigerant charge | | | kg/m | - | | 0.020 (for piping length exceeding 10m) | |
| | Level difference | IU - OU | Max. | m | - | | 20.0 | |
| Power supply | Phase / Frequency / Voltage | | | Hz / V | 1~ / 50 / 220-240 | | 1~ / 50 /220-240 | |
| Current - 50Hz | Maximum fuse amps (MFA) | | | A | - | | - | |

*Note: blue cells contain preliminary data

(1) EER/COP according to Eurovent 2012, for use outside EU only (2) Nominal efficiency: cooling at 35°/27° nominal load, heating at 7°/20° nominal load

# Flexi type unit

## Flexible unit, ideal for rooms without false ceiling, can fit on either ceiling or wall

- Can fit on either ceiling or lower wall; its low height enables the unit to fit beneath a window
- Vertical auto swing moves the discharge flaps up and down for efficient air and temperature distribution throughout the room
- Home leave operation maintains the indoor temperature at your specified comfort level during absence, thus saving energy
- Online controller (optional): control your indoor unit from any location via smartphone, laptop, pc, tablet or touch screen



FLXS-B



RXS25-35L3



ARC433B67

| Efficiency data | | | | FLXS + RXS | 25B + 25L3 | 35B9 + 35L3 | 50B + 50L | 60B |
|---|---|---|---|---|---|---|---|---|
| Cooling capacity | Min./Nom./Max. | | | kW | -/2.5/- | -/3.5/- | 0.9/4.9/5.3 | - |
| Heating capacity | Min./Nom./Max. | | | kW | -/3.4/- | -/4.0/- | 0.9/6.1/7.5 | - |
| Power input | Cooling | Min./Nom./Max. | | kW | -/0.65/- | -/1.13/- | 0.45/1.72/1.95 | - |
| | Heating | Min./Nom./Max. | | kW | -/0.96/- | -/1.12/- | 0.31/1.82/3.54 | - |
| Seasonal efficiency (according to EN14825) | Cooling | Energy label | | | A | B | A | Only available in multi model application |
| | | Pdesign | | kW | 2.5 | 3.5 | 4.90 | |
| | | SEER | | | 5.19 | 4.87 | 5.25 | |
| | | Annual energy consumption | | kWh | 169 | 252 | 326 | |
| | Heating (Average climate) | Energy label | | | A | | A | |
| | | Pdesign | | kW | 2.5 | 2.9 | 4.20 | |
| | | SCOP | | | 3.80 | | 3.80 | |
| | | Annual energy consumption | | kWh | 921 | 1,068 | 1,546 | |
| Nominal efficiency | EER | | | | 3.85 | 3.1 | 2.85 | |
| | COP | | | | 3.54 | 3.57 | 3.35 | |
| | Annual energy consumption | | | kWh | 325 | 565 | 860 | |
| | Energy label | Cooling | | | A | B | C | |
| | | Heating | | | B | | C | |

| Indoor unit | | | | FLXS | 25B | 35B9 | 50B | 60B |
|---|---|---|---|---|---|---|---|---|
| Casing | Colour | | | | Almond white | | | Almond white |
| Dimensions | Unit | HeightxWidthxDepth | | mm | 490x1,050x200 | | | 490x1,050x200 |
| Weight | Unit | | | kg | 16 | | 17 | |
| Air filter | Type | | | | Removable / washable / mildew proof | | | |
| Fan - Air flow rate | Cooling | High/Nom./Low/Silent operation | | $m^3$/min | 7.6/7.6/6.0/5.2 | 8.6/7.6/6.6/5.6 | 11.4/11.4/8.5/7.5 | 12.0/10.7/9.3/8.3 |
| | Heating | High/Nom./Low/Silent operation | | $m^3$/min | 9.2/8.3/7.4/6.6 | 12.8/10.4/8.0/7.2 | 12.1/9.8/7.5/6.8 | 12.8/10.6/8.4/7.5 |
| Sound power level | Cooling | | | dBA | 51 | 53 | 60 | |
| | Heating | | | dBA | 51 | 59 | - | 59 |
| Sound pressure level | Cooling | High/Nom./Low/Silent operation | | dBA | 37/34/31/28 | 38/35/32/29 | 47/43/39/36 | 48/45/41/39 |
| | Heating | High/Nom./Low/Silent operation | | dBA | 37/34/31/29 | 46/36/33/30 | 46/41/35/33 | 47/42/37/34 |
| Power supply | Phase / Frequency / Voltage | | | Hz / V | 1~ / 50/60 / 220-240/220-230 | 1~ / 50 / 220-240 | 1~ / 50/60 / 220-240/220-230 | |
| Control systems | Infrared remote control | | | | ARC433B67 | | | |

| Outdoor unit | | | | RXS | *25L3 | *35L3 | 50L | 60B |
|---|---|---|---|---|---|---|---|---|
| Dimensions | Unit | HeightxWidthxDepth | | mm | 550x765x285 | | 735x825x300 | Only available in multi model application |
| Weight | Unit | | | kg | 31.5 | | 47 | |
| Sound power level | Cooling | | | dBA | 59 | 61 | 62 | |
| | Heating | | | dBA | 59 | 61 | 62 | |
| Sound pressure level | Cooling | High/Low | | dBA | -/- | | 48/44 | |
| | Heating | High/Low | | dBA | -/- | | 48/45 | |
| Operation range | Cooling | Ambient | Min.~Max. | °CDB | -10~46 | | -10~46 | |
| | Heating | Ambient | Min.~Max. | °CWB | -15~18 | | -15~18 | |
| Refrigerant | Type/Charge/GWP | | | kg | R-410A / 1 / 2,087.5 | R-410A / 1.2 / 2,087.5 | R-410A / 1 .7 / 2,087.5 | |
| | Charge | | | $TCO_2Eq$ | 2.1 | 2.5 | 3.5 | |
| Piping connections | Liquid | OD | | mm | 6.35 | | 6.35 | |
| | Gas | OD | | mm | 9.5 | | 12.7 | |
| | Piping length | OU - IU | Max. | m | - | | 30 | |
| | Additional refrigerant charge | | | kg/m | - | | 0.020 (for piping length exceeding 10m) | |
| | Level difference | IU - OU | Max. | m | - | | 20.0 | |
| Power supply | Phase / Frequency / Voltage | | | Hz / V | 1~ / 50 / 220-240 | | 1~ / 50 /220-240 | |
| Current - 50Hz | Maximum fuse amps (MFA) | | | A | - | | - | |

*Note: blue cells contain preliminary data

(1) EER/COP according to Eurovent 2012, for use outside EU only (2) Nominal efficiency: cooling at 35°/27° nominal load, heating at 7°/20° nominal load

# Optimised for heating

## Designed for living: solutions for even the coldest regions

› Wide range of connectable indoor units (wall mounted, floor standing) with guaranteed heating capacity down to -25C outdoor temperature
› Unique free hanging coil technology: the defrost cycle is improved, resulting in lower running costs and no ice build-up

For most people, total indoor climate control means having the ability to select a desirable temperature for each space in a house and to have that temperature maintained no matter what the temperature outside – even when it is down to -25°C.In a domestic setting, this means heating, cooling and high air quality is needed for year round comfort.

At Daikin for the coldest regions, the outdoor units of this heat pump have been redesigned to withstand extreme weather conditions with excellent energy efficiency ratings.Our indoor units have won prestigious design awards for their almost iconic designs that will fit into any décor.

The indoor units are designed to operate in a whisper-quiet mode and to distribute purified air in a way that does not produce unpleasant air currents. Truly, climate control by design.





# Wall mounted unit

## Design at its best, delivering superior efficiency and comfort, even at ambient temperatures **down to -25°C**

- Remarkable blend of iconic design and engineering excellence with an elegant finish in silver and anthracite or in matt crystal white
- Daikin Emura has been awarded with Reddot design award 2014 by an international jury, thanks to its excellent design
- Designed to perfectly balance technological leadership and the beauty of aerodynamics
- Online controller (optional): control your indoor from any location with an app, via your local network or internet
- Whisper quiet in operation: the operating of the unit can hardly be heard. The sound pressure level goes down to 19dBA!
- Guaranteed heating capacity at low ambient temperature, down to -25°C
- Thanks to the unique free hanging coil technology, the defrost cycle is improved, resulting in lower running costs and no ice buildup




| Efficiency data | | | | FTXG + RXLG | 25LW/S + 25M | 35LW/S + 35M |
|---|---|---|---|---|---|---|
| Cooling capacity | Min./Nom./Max. | | | kW | 1.3/2.5/4.0 | 1.4/3.5/4.6 |
| Heating capacity | Min./Nom./Max. | | | kW | 1.0/4.4/6.1 / 3.64 (3) / 3.79 (4) | 1.0/ 5.1/ 6.7 / 4.22 (3) / 4.36 (4) |
| Power input | Cooling | Nom. | | kW | 0.68 | 0.98 |
| | Heating | Nom. | | kW | 1.02 | 1.31 |
| Seasonal efficiency (according to EN14825) | Cooling | Energy label | | | A++ | |
| | | Pdesign | | kW | 2.50 | 3.50 |
| | | SEER | | | 7.04 | 6.67 |
| | | Annual energy consumption | | kWh | 124 | 184 |
| | Heating (Average climate) | Energy label | | | A++ | |
| | | Pdesign | | kW | 2.50 | 3.00 |
| | | SCOP | | | 4.64 | 4.60 |
| | | Annual energy consumption | | kWh | 754 | 913 |
| Nominal efficiency | EER | | | | 3.68 | 3.57 |
| | COP | | | | 4.31 | 3.89 |
| | Annual energy consumption | | | kWh | 340 | 490 |
| | Energy label | Cooling | | | A | A |
| | | Heating | | | A | A |

| Indoor unit | | | | FTXG | 25LW/S | 35LW/S |
|---|---|---|---|---|---|---|
| Casing | Colour | | | | White/Silver | |
| Dimensions | Unit | HeightxWidthxDepth | | mm | 303x998x212 | |
| Weight | Unit | | | kg | 12 | |
| Air filter | Type | | | | Removable / washable / mildew proof | |
| Fan - Air flow rate | Cooling | High/Nom./Low/Silent operation | | $m^3$/min | 8.9/6.6/4.4/2.6 | 10.9/7.8/4.8/2.9 |
| | Heating | High/Nom./Low/Silent operation | | $m^3$/min | 11.0/8.6/6.3/3.8 | 12.4/9.6/6.9/4.1 |
| Sound power level | Cooling | | | dBA | 54 | 59 |
| | Heating | | | dBA | 56 | 59 |
| Sound pressure level | Cooling | High/Nom./Low/Silent operation | | dBA | 38/32/25/19 | 45/34/26/20 |
| | Heating | High/Nom./Low/Silent operation | | dBA | 41/34/28/19 | 45/37/29/20 |
| Power supply | Phase / Frequency / Voltage | | | Hz / V | 1~ / 50 / 220-240 | |
| Control systems | Infrared remote control | | | | ARC466A1 | |

| Outdoor unit | | | | RXLG | *25M | *35M |
|---|---|---|---|---|---|---|
| Dimensions | Unit | HeightxWidthxDepth | | mm | 550x858x330 | |
| Weight | Unit | | | kg | 40 | |
| Sound power level | Cooling | | | dBA | 61 | |
| | Heating | | | dBA | 61 | |
| Sound pressure level | Cooling | High/Low | | dBA | 48/44 | |
| | Heating | High/Low | | dBA | 49/45 | |
| Operation range | Cooling | Ambient | Min.~Max. | °CDB | -10~46 | |
| | Heating | Ambient | Min.~Max. | °CWB | -25~18 | |
| Refrigerant | Type/Charge/GWP | | | kg | R-410A / 1 / 2,087.5 | |
| | Charge | | | $TCO_2Eq$ | 2.1 | |
| Piping connections | Liquid | OD | | mm | 6.35 | |
| | Gas | OD | | mm | 9.5 | |
| | Piping length | OU - IU | Max. | m | 20 | |
| | Level difference | IU - OU | Max. | m | 15 | |
| Power supply | Phase / Frequency / Voltage | | | Hz / V | 1~ / 50 / 220-240 | |
| Current - 50Hz | Maximum fuse amps (MFA) | | | A | 20 | |

*Note: blue cells contain preliminary data

(1) EER/COP according to Eurovent 2012, for use outside EU only (2) Nominal efficiency: cooling at 35°/27° nominal load, heating at 7°/20° nominal load
(3) Maximum average heating capacity at -15°C (4) Maximum peak heating capacity at -15°C

nexura

# Floor standing unit with radiant heat panel

## Stylish floor standing unit with radiant heat panel for comfortable heat and very low noise, even at ambient temperatures **down to -25°C**

- The aluminium part of the front panel of the Nexura indoor unit has the capability of warming up, just like a traditional radiator, to add even more comfort on cold days
- Quiet and discrete, Nexura offers you the best in heating and cooling, in comfort and design
- The indoor unit distributes air at the sound of a whisper. The noise produced amounts to barely 22dB(A) in cooling and 19dB(A) in radiant heat mode. In comparison, the ambient sound in a quiet room amounts to 40dB(A) on average.
- Comfortable vertical auto swing ensures draughtfree operation and prevents ceiling soiling
- Online controller (optional): control your indoor unit from any location with an app, via your local network or internet
- Can be installed against a wall or recessed
- Guaranteed heating capacity at low ambient temperature, down to -25°C




- Thanks to the unique free hanging coil technology, the defrost cycle is improved, resulting in lower running costs and no ice buildup

| **Efficiency data** | | | | **FVXG + RXLG** | **25K + 25M** | **35K + 35M** |
|---|---|---|---|---|---|---|
| Cooling capacity | Min./Nom./Max. | | | kW | 1.2/2.5/5.1 | 1.4/3.5/5.6 |
| Heating capacity | Min./Nom./Max. | | | kW | 1.0/4.5/6.5 / 3.53 (3) / 3.70 (4) | 1.1/5.6/7.0 / 4.04 (3) / 4.21 (4) |
| Power input | Cooling | Nom. | | kW | 0.71 | 1.02 |
| | Heating | Nom. | | kW | 1.16 | 1.55 |
| Seasonal efficiency (according to EN14825) | Cooling | Energy label | | | A++ | |
| | | Pdesign | | kW | 2.50 | 3.50 |
| | | SEER | | | 6.99 | 6.59 |
| | | Annual energy consumption | | kWh | 125 | 186 |
| | Heating (Average climate) | Energy label | | | A+ | |
| | | Pdesign | | kW | 3.00 | 3.40 |
| | | SCOP | | | 4.25 | 4.01 |
| | | Annual energy consumption | | kWh | 988 | 1,187 |
| Nominal efficiency | EER | | | | 3.52 | 3.43 |
| | COP | | | | 3.88 | 3.61 |
| | Annual energy consumption | | | kWh | 355 | 510 |
| | Energy label | Cooling | | | A | A |
| | | Heating | | | A | A |

| **Indoor unit** | | | | **FVXG** | **25K** | **35K** |
|---|---|---|---|---|---|---|
| Casing | Colour | | | | Fresh white | |
| Dimensions | Unit | HeightxWidthxDepth | | mm | 600x950x215 | |
| Weight | Unit | | | kg | 22 | |
| Air filter | Type | | | | Removable / washable / mildew proof | |
| Fan - Air flow rate | Cooling | High/Nom./Low/Silent operation | | $m^3$/min | 8.9/8.9/5.3/4.5 | 9.1/9.1/5.3/4.5 |
| | Heating | High/Nom./Low/Silent operation | | $m^3$/min | 9.9/7.8/5.7/4.7 | 10.2/8.0/5.8/5.0 |
| Sound power level | Cooling | | | dBA | 52 | |
| | Heating | | | dBA | 53 | |
| Sound pressure level | Cooling | High/Nom./Low/Silent operation | | dBA | 38/32/26/23 | 39/33/27/24 |
| | Heating | High/Nom./Low/Silent operation/Radiant heat | | dBA | 39/32/26/22/19 | 40/33/27/23/19 |
| Power supply | Phase / Frequency / Voltage | | | Hz / V | 1~ / 50 / 220-240 | |
| Control systems | Infrared remote control | | | | ARC466A2 | |

| **Outdoor unit** | | | | **RXLG** | ***25M** | ***35M** |
|---|---|---|---|---|---|---|
| Dimensions | Unit | HeightxWidthxDepth | | mm | 550x858x330 | |
| Weight | Unit | | | kg | 40 | |
| Sound power level | Cooling | | | dBA | 61 | |
| | Heating | | | dBA | 61 | |
| Sound pressure level | Cooling | High/Low | | dBA | 48/44 | |
| | Heating | High/Low | | dBA | 49/45 | |
| Operation range | Cooling | Ambient | Min.~Max. | °CDB | -10~46 | |
| | Heating | Ambient | Min.~Max. | °CWB | -25~18 | |
| Refrigerant | Type/Charge/GWP | | | kg | R-410A / 1 / 2,087.5 | |
| | Charge | | | $TCO_2Eq$ | 2.1 | |
| Piping connections | Liquid | OD | | mm | 6.35 | |
| | Gas | OD | | mm | 9.5 | |
| | Piping length | OU - IU | Max. | m | 20 | |
| | Level difference | IU - OU | Max. | m | 15 | |
| Power supply | Phase / Frequency / Voltage | | | Hz / V | 1~ / 50 / 220-240 | |
| Current - 50Hz | Maximum fuse amps (MFA) | | | A | 20 | |

*Note: blue cells contain preliminary data

(1) EER/COP according to Eurovent 2012, for use outside EU only (2) Nominal efficiency: cooling at 35°/27° nominal load, heating at 7°/20° nominal load
(3) Maximum average heating capacity at -15°C (4) Maximum peak heating capacity at -15°C

# Wall mounted unit

## Discreet modern design for optimal efficiency and comfort thanks to 2 area intelligent eye, even at ambient temperatures **down to -25°C**

- High quality matt crystal white finish
- Excellent air flow and air distribution
- Whisper quiet in operation: the operating of the unit can hardly be heard. The sound pressure level goes down to 19dBA!
- New remote control design, also in high quality matt white finish to give a perfect match with the indoor unit
- Online controller (optional): control your indoor from any location with an app, via your local network or internet
- Guaranteed heating capacity at low ambient temperature, down to -25°C
- Thanks to the unique free hanging coil technology, the defrost cycle is improved, resulting in lower running costs and no ice buildup




FTXLS-K

RXLS-M

ARC466A9

| Efficiency data | | | | FTXLS + RXLS | 25K + 25M | 35K + 35M |
|---|---|---|---|---|---|---|
| Cooling capacity | Min./Nom./Max. | | | kW | 1.6/2.5/4.4 | 1.7/3.5/5.0 |
| Heating capacity | Min./Nom./Max. | | | kW | 1.0/4.7/6.6 | 1.0/5.4/7.2 |
| Power input | Cooling | Min./Nom./Max. | | kW | 0.32/0.67/2.33 | 0.32/0.95/2.33 |
| | Heating | Min./Nom./Max. | | kW | 0.24/1.10/2.36 | 0.24/1.31/2.88 |
| Seasonal efficiency (according to EN14825) | Cooling | Energy label | | | A++ | |
| | | Pdesign | | kW | 2.50 | 3.50 |
| | | SEER | | | 6.62 | 6.91 |
| | | Annual energy consumption | | kWh | 132 | 177 |
| | Heating (Average climate) | Energy label | | | A++ | |
| | | Pdesign | | kW | 3.20 | 3.80 |
| | | SCOP | | | 4.62 | 4.60 |
| | | Annual energy consumption | | kWh | 947 | 1,147 |
| Nominal efficiency | EER | | | | 3.74 | 3.69 |
| | COP | | | | 4.27 | 4.12 |
| | Annual energy consumption | | | kWh | 334.5 | 475.5 |
| | Energy label | Cooling | | | A | |
| | | Heating | | | A | |

| Indoor unit | | | | FTXLS | 25K | 35K |
|---|---|---|---|---|---|---|
| Casing | Colour | | | | White | |
| Dimensions | Unit | HeightxWidthxDepth | | mm | 298x900x215 | |
| Weight | Unit | | | kg | 12 | |
| Air filter | Type | | | | Removable / washable / mildew proof | |
| Fan - Air flow rate | Cooling | High/Nom./Low/Silent operation | | $m^3$/min | 11.2/9.1/7.0/4.1 | |
| | Heating | High/Nom./Low/Silent operation | | $m^3$/min | 13.3/10.0/7.8/4.2 | |
| Sound power level | Cooling | | | dBA | 59 | |
| | Heating | | | dBA | 62 | |
| Sound pressure level | Cooling | High/Nom./Low/Silent operation | | dBA | 45/39/33/21 | |
| | Heating | High/Nom./Low/Silent operation | | dBA | 47/39/33/19 | |
| Power supply | Phase / Frequency / Voltage | | | Hz / V | 1~ / 50 / 220-240 | |
| Control systems | Infrared remote control | | | | ARC466A9 | |

| Outdoor unit | | | | RXLS | 25M | 35M |
|---|---|---|---|---|---|---|
| Dimensions | Unit | HeightxWidthxDepth | | mm | 550x858x330 | |
| Weight | Unit | | | kg | 40 | |
| Sound power level | Cooling | | | dBA | 61 | |
| | Heating | | | dBA | 61 | |
| Sound pressure level | Cooling | High/Low | | dBA | 48/44 | |
| | Heating | High/Low | | dBA | 49/45 | |
| Operation range | Cooling | Ambient | Min.~Max. | °CDB | -10~46 | |
| | Heating | Ambient | Min.~Max. | °CWB | -25~18 | |
| Refrigerant | Type/Charge/GWP | | | kg | R-410A / 1.3 / 2,087.5 | |
| | Charge | | | $TCO_2Eq$ | 2.7 | |
| Piping connections | Liquid | OD | | mm | 6.35 | |
| | Gas | OD | | mm | 9.5 | |
| | Piping length | OU - IU | Max. | m | 20 | |
| | | System | Chargeless | m | 10 | |
| | Additional refrigerant charge | | | kg/m | 0.02 (for piping length exceeding 10m) | |
| | Level difference | IU - OU | Max. | m | - | |
| | | IU - IU | Max. | m | 15 | |
| Power supply | Phase / Frequency / Voltage | | | Hz / V | 1~ / 50 / 220-240 | |
| Current - 50Hz | Maximum fuse amps (MFA) | | | A | 20 | |

(1) EER/COP according to Eurovent 2012, for use outside EU only (2) Nominal efficiency: cooling at 35°/27° nominal load, heating at 7°/20° nominal load

# Wall mounted unit

## Wall mounted unit providing high efficiency and comfort, even at ambient temperatures **down to -25°C**

- The unit's compact dimensions makes it ideal for renovation projects, especially for above door installation
- Excellent air flow and air distribution
- Online controller (optional): control your indoor from any location with an app, via your local network or internet
- Guaranteed heating capacity at low ambient temperature, down to -25°C
- Thanks to the unique free hanging coil technology, the defrost cycle is improved, resulting in lower running costs and no ice buildup
- Also available in Siesta range, see page 108



FTXL-JV



RXL-M3



ARC433A87

| Efficiency data | | | | FTXL + RXL | 25JV + 25M3 | 35JV + 35M3 |
|---|---|---|---|---|---|---|
| Cooling capacity | Min./Nom./Max. | | | kW | 1.2/2.5/3.4 | 1.3/3.5 /3.8 |
| Heating capacity | Min./Nom./Max. | | | kW | 1.1/3.2/5.5 / 3.2 (3) / 3.49 (4) | 1.2/3.8/6.0 / 3.69 (3) / 3.76 (4) |
| Power input | Cooling | Min./Nom./Max. | | kW | 0.25/0.80/1.22 | 0.25/1.14/1.30 |
| | Heating | Min./Nom./Max. | | kW | 0.25/0.72/1.44 | 0.25/0.90/1.75 |
| Seasonal efficiency (according to EN14825) | Cooling | Energy label | | | A+ | |
| | | Pdesign | | kW | 2.50 | 3.50 |
| | | SEER | | | 6.01 | 5.87 |
| | | Annual energy consumption | | kWh | 146 | 209 |
| | Heating (Average climate) | Energy label | | | A+ | |
| | | Pdesign | | kW | 2.50 | 3.00 |
| | | SCOP | | | 4.37 | 4.21 |
| | | Annual energy consumption | | kWh | 793 | 998 |
| Nominal efficiency | EER | | | | 3.12 | 3.07 |
| | COP | | | | 4.43 | 4.21 |
| | Annual energy consumption | | | kWh | 400.5 | 570 |
| | Energy label | Cooling | | | B | |
| | | Heating | | | A | |

| Indoor unit | | | | FTXL | 25JV | 35JV |
|---|---|---|---|---|---|---|
| Casing | Colour | | | | White | |
| Dimensions | Unit | HeightxWidthxDepth | | mm | 283x770x198 | |
| Weight | Unit | | | kg | 8 | |
| Air filter | Type | | | | Removable / washable / mildew proof | |
| Fan - Air flow rate | Cooling | High/Nom./Low/Silent operation | | $m^3$/min | 9.3/7.7/6.1/4.9 | |
| | Heating | High/Nom./Low/Silent operation | | $m^3$/min | 10.1/8.4/6.7/5.7 | |
| Sound power level | Cooling | | | dBA | 57 | |
| | Heating | | | dBA | 57 | |
| Sound pressure level | Cooling | High/Nom./Low/Silent operation | | dBA | 41/34/27/23 | |
| | Heating | High/Nom./Low/Silent operation | | dBA | 41/35/29/26 | |
| Power supply | Phase / Frequency / Voltage | | | Hz / V | 1~ / 50 / 220-240 | |
| Control systems | Infrared remote control | | | | ARC433A87 | |

| Outdoor unit | | | | RXL | 25M3 | 35M3 |
|---|---|---|---|---|---|---|
| Dimensions | Unit | HeightxWidthxDepth | | mm | 550x858x330 | |
| Weight | Unit | | | kg | 40 | |
| Sound power level | Cooling | | | dBA | 61 | |
| | Heating | | | dBA | 61 | |
| Sound pressure level | Cooling | High/Low | | dBA | 48/44 | |
| | Heating | High/Low | | dBA | 49/45 | |
| Operation range | Cooling | Ambient | Min.~Max. | °CDB | -10~46 | |
| | Heating | Ambient | Min.~Max. | °CWB | -25~18 | |
| Refrigerant | Type/Charge/GWP | | | kg | R-410A / 1 / 2,087.5 | |
| | Charge | | | $TCO_2Eq$ | 2.1 | |
| Piping connections | Liquid | OD | | mm | 6.35 | |
| | Gas | OD | | mm | 9.5 | |
| | Piping length | OU - IU | Max. | m | 15 | |
| | | System | Chargeless | m | 10 | |
| | Additional refrigerant charge | | | kg/m | 0.02 (for piping length exceeding 10m) | |
| | Level difference | IU - OU | Max. | m | - | |
| | | IU - IU | Max. | m | 15 | |
| Power supply | Phase / Frequency / Voltage | | | Hz / V | 1~ / 50 / 220-240 | |
| Current - 50Hz | Maximum fuse amps (MFA) | | | A | 20 | |

(1) EER/COP according to Eurovent 2012, for use outside EU only (2) Nominal efficiency: cooling at 35°/27° nominal load, heating at 7°/20° nominal load
(3) Maximum average heating capacity at -15°C (4) Maximum peak heating capacity at -15°C

# Floor standing unit

## Floor standing unit for optimal heating comfort thanks to dual airflow, even at ambient temperatures **down to -25°C**

- Its low height enables the unit to fit perfectly beneath a window
- Can be installed against a wall or recessed
- Vertical auto swing moves the discharge flaps up and down for efficient air and temperature distribution throughout the room
- Online controller (optional): control your indoor unit from any location with an app, via your local network or internet
- Guaranteed heating capacity at low ambient temperature, down to -25°C
- Thanks to the unique free hanging coil technology, the defrost cycle is improved, resulting in lower running costs and no ice buildup



FVXS25-35F



RXL-M3



ARC452A1




| Efficiency data | | | | FVXS + RXL | 25F + 25M3 | 35F + 35M3 |
|---|---|---|---|---|---|---|
| Cooling capacity | Min./Nom./Max. | | | kW | 1.3/2.5/5.1 | 1.4/3.5/5.6 |
| Heating capacity | Min./Nom./Max. | | | kW | 1.0/4.50/6.5 / 3.44 (3) / 3.58 (4) | 1.1/5.6/7.0 / 3.81 (3) / 3.91 (4) |
| Power input | Cooling | Min./Nom./Max. | | kW | 0.74 | 1.07 |
| | Heating | Min./Nom./Max. | | kW | 1.19 | 1.62 |
| Seasonal efficiency (according to EN14825) | Cooling | Energy label | | | A | |
| | | Pdesign | | kW | 2.50 | 3.50 |
| | | SEER | | | 5.10 | 5.21 |
| | | Annual energy consumption | | kWh | 172 | 235 |
| | Heating (Average climate) | Energy label | | | A+ | A |
| | | Pdesign | | kW | 3.20 | 3.60 |
| | | SCOP | | | 4.04 | 3.80 |
| | | Annual energy consumption | | kWh | 1,109 | 1,326 |
| Nominal efficiency | EER | | | | 3.38 | 3.27 |
| | COP | | | | 3.78 | 3.46 |
| | Annual energy consumption | | | kWh | 370 | 535 |
| | Energy label | Cooling | | | A | A |
| | | Heating | | | A | B |

| Indoor unit | | | | FVXS | 25F | 35F |
|---|---|---|---|---|---|---|
| Casing | Colour | | | | White | |
| Dimensions | Unit | HeightxWidthxDepth | | mm | 600x700x210 | |
| Weight | Unit | | | kg | 14 | |
| Air filter | Type | | | | Removable / washable / mildew proof | |
| Fan - Air flow rate | Cooling | High/Nom./Low/Silent operation | | $m^3$/min | 8.2/8.2/4.8/4.1 | 8.5/8.5/4.9/4.5 |
| | Heating | High/Nom./Low/Silent operation | | $m^3$/min | 8.8/6.9/5.0/4.4 | 9.4/7.3/5.2/4.7 |
| Sound power level | Cooling | | | dBA | 52 | |
| | Heating | | | dBA | 52 | |
| Sound pressure level | Cooling | High/Nom./Low/Silent operation | | dBA | 38/32/26/23 | 39/33/27/24 |
| | Heating | High/Nom./Low/Silent operation | | dBA | 38/32/26/23 | 39/33/27/24 |
| Power supply | Phase / Frequency / Voltage | | | Hz / V | 1~ / 50 / 220-240 | |
| Control systems | Infrared remote control | | | | ARC452A1 | |

| Outdoor unit | | | | RXL | *25M3 | *35M3 |
|---|---|---|---|---|---|---|
| Dimensions | Unit | HeightxWidthxDepth | | mm | 550x858x330 | |
| Weight | Unit | | | kg | 40 | |
| Sound power level | Cooling | | | dBA | 61 | |
| | Heating | | | dBA | 61 | |
| Sound pressure level | Cooling | High/Low | | dBA | 48/44 | |
| | Heating | High/Low | | dBA | 49/45 | |
| Operation range | Cooling | Ambient | Min.~Max. | °CDB | -10~46 | |
| | Heating | Ambient | Min.~Max. | °CWB | -25~18 | |
| Refrigerant | Type/Charge/GWP | | | kg | R-410A / 1 / 2,087.5 | |
| | Charge | | | $TCO_2Eq$ | 2.1 | |
| Piping connections | Liquid | OD | | mm | 6.35 | |
| | Gas | OD | | mm | 9.5 | |
| | Piping length | OU - IU | Max. | m | 20 | |
| | Level difference | IU - OU | Max. | m | 15 | |
| Power supply | Phase / Frequency / Voltage | | | Hz / V | 1~ / 50 / 230 | |
| Current - 50Hz | Maximum fuse amps (MFA) | | | A | 20 | |

*Note: blue cells contain preliminary data

(1) EER/COP according to Eurovent 2012, for use outside EU only (2) Nominal efficiency: cooling at 35°/27° nominal load, heating at 7°/20° nominal load
(3) Maximum average heating capacity at -15°C (4) Maximum peak heating capacity at -15°C

# Siesta

## wall mounted units

› Wide range of wall mounted units
› Seasonal efficiency values up to A++
› High comfort levels
› Multi connection possible
(for ATXS-K, ATX-J3, ATX-K)





Siesta

# Wall mounted unit

## Siesta wall mounted unit providing high efficiency and comfort, even at ambient temperatures **down to -25°C**

- The unit's compact dimensions makes it ideal for renovation projects, especially for above door installation
- Excellent air flow and air distribution
- Online controller (optional): control your indoor from any location with an app, via your local network or internet
- Guaranteed heating capacity at low ambient temperature, down to -25°C
- Thanks to the unique free hanging coil technology, the defrost cycle is improved, resulting in lower running costs and no ice buildup



ATXL-JV



ARXL-M



ARC433A87

| Efficiency data | | | | ATXL + ARXL | 25JV + 25M | 35JV + 35M |
|---|---|---|---|---|---|---|
| Cooling capacity | Min./Nom./Max. | | | kW | 1.2/2.5/3.4 | 1.3/3.5/3.8 |
| Heating capacity | Min./Nom./Max. | | | kW | 1.1/3.2/5.5 | 1.2/3.8/6.0 |
| Power input | Cooling | Min./Nom./Max. | | kW | 0.29/0.80/1.30 | 0.29/1.14/1.30 |
| | Heating | Min./Nom./Max. | | kW | 0.24/0.72/2.14 | 0.24/0.90/2.89 |
| Seasonal efficiency (according to EN14825) | Cooling | Energy label | | | A+ | |
| | | Pdesign | | kW | 2.50 | 3.50 |
| | | SEER | | | 6.01 | 5.87 |
| | | Annual energy consumption | | kWh | 146 | 209 |
| | Heating (Average climate) | Energy label | | | A+ | |
| | | Pdesign | | kW | 2.50 | 3.00 |
| | | SCOP | | | 4.37 | 4.21 |
| | | Annual energy consumption | | kWh | 793 | 998 |
| Nominal efficiency | EER | | | | 3.12 | 3.07 |
| | COP | | | | 4.43 | 4.21 |
| | Annual energy consumption | | | kWh | 400.5 | 570 |
| | Energy label | Cooling | | | B | |
| | | Heating | | | A | |

| Indoor unit | | | | ATXL | 25JV | 35JV |
|---|---|---|---|---|---|---|
| Casing | Colour | | | | White | |
| Dimensions | Unit | HeightxWidthxDepth | | mm | 283x770x198 | |
| Weight | Unit | | | kg | 8 | |
| Air filter | Type | | | | Removable / washable / mildew proof | |
| Fan - Air flow rate | Cooling | High/Nom./Low/Silent operation | | $m^3$/min | 9.3/7.7/6.1/4.9 | |
| | Heating | High/Nom./Low/Silent operation | | $m^3$/min | 10.1/8.4/6.7/5.7 | |
| Sound power level | Cooling | | | dBA | 57 | |
| | Heating | | | dBA | 57 | |
| Sound pressure level | Cooling | High/Nom./Low/Silent operation | | dBA | 41/34/27/23 | |
| | Heating | High/Nom./Low/Silent operation | | dBA | 41/35/29/26 | |
| Power supply | Phase / Frequency / Voltage | | | Hz / V | 1~ / 50 / 220-240 | |
| Control systems | Infrared remote control | | | | ARC433A87 | |

| Outdoor unit | | | | ARXL | 25M | 35M |
|---|---|---|---|---|---|---|
| Dimensions | Unit | HeightxWidthxDepth | | mm | 550x858x330 | |
| Weight | Unit | | | kg | 40 | |
| Sound power level | Cooling | | | dBA | 61 | |
| | Heating | | | dBA | 61 | |
| Sound pressure level | Cooling | High/Low | | dBA | 48/44 | |
| | Heating | High/Low | | dBA | 49/45 | |
| Operation range | Cooling | Ambient | Min.~Max. | °CDB | -10~46 | |
| | Heating | Ambient | Min.~Max. | °CWB | -25~18 | |
| Refrigerant | Type/Charge/GWP | | | kg | R-410A / 1 / 2,087.5 | |
| | Charge | | | $TCO_2Eq$ | 2.1 | |
| Piping connections | Liquid | OD | | mm | 6.35 | |
| | Gas | OD | | mm | 9.5 | |
| | Piping length | OU - IU | Max. | m | 15 | |
| | | System | Chargeless | m | 10 | |
| | Additional refrigerant charge | | | kg/m | 0.02 (for piping length exceeding 10m) | |
| | Level difference | IU - OU | Max. | m | - | |
| | | IU - IU | Max. | m | 12 | |
| Power supply | Phase / Frequency / Voltage | | | Hz / V | 1~ / 50 / 220-240 | |
| Current - 50Hz | Maximum fuse amps (MFA) | | | A | 20 | |

(1) EER/COP according to Eurovent 2012, for use outside EU only (2) Nominal efficiency: cooling at 35°/27° nominal load, heating at 7°/20° nominal load

Siesta

# Wall mounted unit

## Discreet, modern Siesta unit for optimal efficiency and comfort thanks to 2 area intelligent eye

- Discreet, modern design. Its smooth curve blends beautifully with the wall resulting in an unobtrusive presence that matches all interior décors.
- High quality matt crystal white finish
- Whisper quiet in operation: the operating of the unit can hardly be heard. The sound pressure level goes down to 19dBA!
- Ideal for installation in bedrooms (20,25 class) and larger or irregular shaped living areas (35,50 class)
- 2 area intelligent eye: air flow is sent to a zone other than where the person is located at that moment; if no people are detected, the unit will automatically switch over to the energy-efficient setting (35,50 class)
- Online controller (optional): control your indoor from any location with an app, via your local network or internet



ATXS20-25K



ARXS25-35L3



ARC466A6

| Efficiency data | | | | ATXS + ARXS | | *25K + 25L3 | *35K + 35L3 | 50K + 50L |
|---|---|---|---|---|---|---|---|---|
| Cooling capacity | Min./Nom./Max. | | | kW | Only available in multi model application | 1.3/2.5/3.2 | 1.4/3.5/4.0 | 1.7/5.00/5.3 |
| Heating capacity | Min./Nom./Max. | | | kW | | 1.3/2.8/4.7 | 1.4/4.0/5.2 | 1.7/5.80/6.5 |
| Power input | Cooling | Min./Nom./Max. | | kW | | -/0.57/- | -/0.85/- | 0.35/1.41/1.81 |
| | Heating | Min./Nom./Max. | | kW | | -/0.62/- | -/0.83/- | 0.30/1.45/2.00 |
| Seasonal efficiency (according to EN14825) | Cooling | Energy label | | | | A++ | | A++ |
| | | Pdesign | | kW | | 2.50 | 3.50 | 5.00 |
| | | SEER | | | | 7.51 | 7.10 | 6.46 |
| | | Annual energy consumption | | kWh | | 117 | 173 | 271 |
| | Heating (Average climate) | Energy label | | | | A++ | | A+ |
| | | Pdesign | | kW | | 2.50 | 3.60 | 4.6 |
| | | SCOP | | | | 4.68 | 4.61 | 4.00 |
| | | Annual energy consumption | | kWh | | 748 | 1,093 | 1,608 |
| Nominal efficiency | EER | | | | | 4.4 | 4.1 | 3.55 |
| | COP | | | | | 4.5 | 4.8 | 4.00 |
| | Annual energy consumption | | | kWh | | 284 | 427 | 705 |
| | Energy label | Cooling | | | | A | | A |
| | | Heating | | | | A | | A |

| Indoor unit | | | | ATXS | *20K | *25K | *35K | 50K |
|---|---|---|---|---|---|---|---|---|
| Casing | Colour | | | | - | | | White |
| Dimensions | Unit | HeightxWidthxDepth | | mm | 289x780x215 | | 289x900x215 | 298x900x215 |
| Weight | Unit | | | kg | 8 | | 11 | 11 |
| Air filter | Type | | | | Removable / washable / mildew proof | | | Removable / washable / mildew proof |
| Fan - Air flow rate | Cooling | High/Nom./Low/Silent operation | | $m^3$/min | - | 9.10/-/-/- | 11.2/-/-/- | 11.9/9.6/7.4/4.5 |
| | Heating | High/Nom./Low/Silent operation | | $m^3$/min | - | -/-/-/- | | 13.3/10.8/8.4/5.5 |
| Sound power level | Cooling | | | dBA | - | 58 | 59 | 60 |
| | Heating | | | dBA | - | 58 | 59 | 60 |
| Sound pressure level | Cooling | High/Nom./Low/Silent operation | | dBA | 40/32/24/19 | 41/33/25/19 | 45/37/29/19 | 46/40/34/23 |
| | Heating | High/Nom./Low/Silent operation | | dBA | 40/34/27/19 | 41/34/27/19 | 45/39/29/19 | 47/40/34/24 |
| Power supply | Phase / Frequency / Voltage | | | Hz / V | 1~ / 50 / 220-240 | | | 1~ / 50 / 220-240 |
| Control systems | Infrared remote control | | | | ARC466A6 | | ARC466A9 | ARC466A9 |

| Outdoor unit | | | | ARXS | | *25L3 | *35L3 | 50L |
|---|---|---|---|---|---|---|---|---|
| Dimensions | Unit | HeightxWidthxDepth | | mm | Only available in multi model application | 550x765x285 | | 735x825x300 |
| Weight | Unit | | | kg | | 34 | | 47 |
| Sound power level | Cooling | | | dBA | | 59 | 61 | 62 |
| | Heating | | | dBA | | 59 | 61 | 62 |
| Sound pressure level | Cooling | High/Silent operation | | dBA | | -/- | | 48/44 |
| | Heating | High/Silent operation | | dBA | | -/- | | 48/45 |
| Operation range | Cooling | Ambient | Min.~Max. | °CDB | | 10~46 | | 10~46 |
| | Heating | Ambient | Min.~Max. | °CWB | | -15~18 | | -15~18 |
| Refrigerant | Type/Charge/GWP | | | kg | | R-410A / 1 / 2,087.5 | R-410A / 1.2 / 2,087.5 | R-410A / 1.7 / 2,087.5 |
| | Charge | | | $TCO_2Eq$ | | 2.1 | 2.5 | 3.5 |
| Piping connections | Liquid | OD | | mm | | 6 | | 6.35 |
| | Gas | OD | | mm | | 9.25 | | 12.7 |
| | Piping length | OU - IU | Max. | m | | - | | 30 |
| | | System | Chargeless | m | | - | | 10 |
| | Additional refrigerant charge | | | kg/m | | - | | 0.02 (for piping length exceeding 10m) |
| | Level difference | IU - OU | Max. | m | | - | | 20 |
| Power supply | Phase / Frequency / Voltage | | | Hz / V | | 1~ / 50 / 220-240 | | 1~ / 50 / 220-240 |
| Current - 50Hz | Maximum fuse amps (MFA) | | | A | | 16 | | 20 |

*Note: blue cells contain preliminary data

(1) EER/COP according to Eurovent 2012, for use outside EU only (2) Nominal efficiency: cooling at 35°/27° nominal load, heating at 7°/20° nominal load

Siesta

# Wall mounted unit

## Siesta wall mounted unit providing high efficiency and comfort

- Seasonal efficiency values up to A++
- ECONO mode decreases power consumption so that other appliances that need large power consumption can be used
- Comfort mode guarantees draught free operation by preventing that warm or cold air is directly blown on to the body
- Titanium apatite photocatalytic air purification filter removes airborne microscopic particles, powerfully decomposes odours and helps to prevent the propagation of bacteria, viruses, microbes to ensure a steady supply of clean air
- Online controller (optional): control your indoor from any location with an app, via your local network or internet




| **Efficiency data** | | | | **ATX + ARX** | ***20J3 + 20K** | ***25J3 + 25K** | ***35J3 + 35K** |
|---|---|---|---|---|---|---|---|
| Cooling capacity | Min./Nom./Max. | | | kW | 1.3/2.0/2.6 | 1.3/2.5/3.0 | 1.3/3.3/3.8 |
| Heating capacity | Min./Nom./Max. | | | kW | 1.3/2.5/3.5 | 1.3/2.8/4.0 | 1.3/3.5/4.8 |
| Power input | Cooling | Nom. | | kW | 0.55 | 0.73 | 0.97 |
| | Heating | Nom. | | kW | 0.59 | 0.69 | 1.00 |
| Seasonal efficiency (according to EN14825) | Cooling | Energy label | | | A++ | | |
| | | Pdesign | | kW | 2.00 | 2.50 | 3.30 |
| | | SEER | | | 6.10 | | |
| | | Annual energy consumption | | kWh | 115 | 143 | 189 |
| | Heating (Average climate) | Energy label | | | A+ | | |
| | | Pdesign | | kW | 2.20 | 2.40 | 2.80 |
| | | SCOP | | | 4.20 | 4.05 | |
| | | Annual energy consumption | | kWh | 733 | 830 | 968 |
| Nominal efficiency | EER | | | | 3.64 | 3.42 | 3.4 |
| | COP | | | | 4.24 | 4.06 | 3.5 |
| | Annual energy consumption | | | kWh | 275 | 365 | 485 |
| | Energy label | Cooling | | | A | | |
| | | Heating | | | A | | B |

| **Indoor unit** | | | | **ATX** | ***20J3** | ***25J3** | ***35J3** |
|---|---|---|---|---|---|---|---|
| Dimensions | Unit | HeightxWidthxDepth | | mm | 283x770x198 | | |
| Weight | Unit | | | kg | 7 | | |
| Fan - Air flow rate | Cooling | High | | $m^3$/min | 9.10 | 9.20 | 9.30 |
| Sound power level | Cooling | | | dBA | 55 | | 58 |
| | Heating | | | dBA | 55 | | 58 |
| Sound pressure level | Cooling | High/Nom./Low/Silent operation | | dBA | 39/33/25/22 | 40/33/26/22 | 41/34/27/23 |
| | Heating | High/Nom./Low/Silent operation | | dBA | 39/34/28/25 | 40/34/28/25 | 41/35/29/26 |
| Power supply | Phase / Frequency / Voltage | | | Hz / V | 1~ / 50 / 220-240 | | |
| Control systems | Infrared remote control | | | | ARC433A89 | | |

| **Outdoor unit** | | | | **ARX** | ***20K** | ***25K** | ***35K** |
|---|---|---|---|---|---|---|---|
| Dimensions | Unit | HeightxWidthxDepth | | mm | 550x658x275 | | |
| Weight | Unit | | | kg | 26 | | 28 |
| Sound power level | Cooling | | | dBA | 60 | | 62 |
| | Heating | | | dBA | 60 | | 62 |
| Operation range | Cooling | Ambient | Min.~Max. | °CDB | 10~46 | | |
| | Heating | Ambient | Min.~Max. | °CWB | -15~18 | | |
| Refrigerant | Type/Charge/GWP | | | kg | R-410A / 0.74 / 2,087.5 | | R-410A / 1 / 2.087,5 |
| | Charge | | | $TCO_2Eq$ | 1.5 | | 2.1 |
| Piping connections | Piping length | OU - IU | Max. | m | - | | |
| | Level difference | IU - OU | Max. | m | - | | |
| Power supply | Phase / Frequency / Voltage | | | Hz / V | 1~ / 50 / 220-240 | | |
| Current - 50Hz | Maximum fuse amps (MFA) | | | A | 16 | | |

*Note: blue cells contain preliminary data

(1) EER/COP according to Eurovent 2012, for use outside EU only (2) Nominal efficiency: cooling at 35°/27° nominal load, heating at 7°/20° nominal load

Siesta

# Wall mounted unit

## Discreet Siesta wall mounted unit providing high efficiency and comfort

- SEER / SCOP up to A++
- Discreet, stylish front panel blends easily with the wall, and matches all interior décors
- Whisper quiet in operation: the operating of the unit can hardly be heard. The sound pressure level goes down to 19dBA!
- Online controller (optional): control your indoor from any location with an app, via your local network or internet
- Dry programme allows humidity levels to be reduced without variations in room temperature



ATX25-35K



ARX20-35K

| **Efficiency data** | | | | **ATX + ARX** | ***20K + 20K** | ***25K + 25K** | ***35K + 35K** |
|---|---|---|---|---|---|---|---|
| Cooling capacity | Min./Nom./Max. | | | kW | 1.3/2.0/2.6 | 1.3/2.5/3.0 | 1.3/3.5/4.0 |
| Heating capacity | Min./Nom./Max. | | | kW | 1.3/2.5/3.5 | 1.3/3.0/4.0 | 1.3/4.0/4.8 |
| Power input | Cooling | Nom. | | kW | 0.50 | 0.74 | 1.07 |
| | Heating | Nom. | | kW | 0.52 | 0.69 | 1.00 |
| Seasonal efficiency (according to EN14825) | Cooling | Energy label | | | A++ | | |
| | | Pdesign | | kW | 2.00 | 2.50 | 3.50 |
| | | SEER | | | 6.62 | 6.23 | 6.40 |
| | | Annual energy consumption | | kWh | 106 | 140 | 191 |
| | Heating (Average climate) | Energy label | | | A++ | | |
| | | Pdesign | | kW | 2.20 | 2.40 | 2.80 |
| | | SCOP | | | 4.97 | 4.63 | 4.69 |
| | | Annual energy consumption | | kWh | 620 | 726 | 836 |
| Nominal efficiency | EER | | | | 3.97 | 3.37 | 3.3 |
| | COP | | | | 4.77 | 4.4 | 4.0 |
| | Annual energy consumption | | | kWh | 252 | 371 | 537 |
| | Energy label | Cooling/Heating | | | A/A | | |

| **Indoor unit** | | | | **ATX** | ***20K** | ***25K** | ***35K** |
|---|---|---|---|---|---|---|---|
| Dimensions | Unit | HeightxWidthxDepth | | mm | -x-x- | | |
| Weight | Unit | | | kg | 7 | | |
| Fan - Air flow rate | Cooling | High | | $m^3$/min | 9.10 | 9.20 | 9.30 |
| Sound power level | Cooling | | | dBA | 55 | | 58 |
| | Heating | | | dBA | 55 | | 58 |
| Power supply | Phase / Frequency / Voltage | | | Hz / V | 1~ / 50 / 220-240 | | |

| **Outdoor unit** | | | | **ARX** | ***20K** | ***25K** | ***35K** |
|---|---|---|---|---|---|---|---|
| Dimensions | Unit | HeightxWidthxDepth | | mm | 550x658x275 | | |
| Weight | Unit | | | kg | 26 | | 28 |
| Sound power level | Cooling | | | dBA | 60 | | 62 |
| | Heating | | | dBA | 60 | | 62 |
| Operation range | Cooling | Ambient | Min.~Max. | °CDB | 10~46 | | |
| | Heating | Ambient | Min.~Max. | °CWB | -15~18 | | |
| Refrigerant | Type/Charge/GWP | | | kg | R-410A / 0.74 / 2.087,5 | | R-410A / 1 / 2,087.5 |
| | Charge | | | $TCO_2Eq$ | 1.5 | | 2.1 |
| Piping connections | Piping length | OU - IU | Max. | m | - | | |
| | Level difference | IU - OU | Max. | m | - | | |
| Power supply | Phase / Frequency / Voltage | | | Hz / V | 1~ / 50 / 220-240 | | |
| Current - 50Hz | Maximum fuse amps (MFA) | | | A | 16 | | |

*Note: blue cells contain preliminary data

(1) EER/COP according to Eurovent 2012, for use outside EU only (2) Nominal efficiency: cooling at 35°/27° nominal load, heating at 7°/20° nominal load

# Wall mounted unit

## Siesta wall mounted unit, offering good value for money and ensuring a steady supply of clean air

- Seasonal efficiency values up to A+
- Flat, stylish front panel blends easily within any interior décor and is more easy to clean
- Vertical auto swing moves the discharge flaps up and down for efficient air and temperature distribution throughout the room
- The infrared remote control is user friendly and equipped with a timer function that enables you to programme the unit to start or stop at your desired time.
- 24 hour timer can be set to start heating or cooling anytime during a 24 hour period



ATXN25-35NB



ARXN25-35NB



AP GS02

| Efficiency data | | | | ATXN + ARXN | *25NB + 25NB | *35NB + 35NB | *50NB + 50NB | *60NB + 60NB |
|---|---|---|---|---|---|---|---|---|
| Cooling capacity | Nom. | | | kW | 2.56 | 3.41 | 5.48 | 6.23 |
| Heating capacity | Nom. | | | kW | 2.84 | 3.58 | 5.62 | 6.40 |
| Power input | Cooling | Nom. | | kW | 0.69 | 1.06 | 1.70 | 1.93 |
| | Heating | Nom. | | kW | 0.70 | 0.95 | 1.50 | 1.68 |
| Seasonal efficiency (according to EN14825) | Cooling | Energy label | | | A+ | | | |
| | | Pdesign | | kW | - | | | |
| | | SEER | | | 5.61 | | 5.88 | 6.05 |
| | | Annual energy consumption | | kWh | - | | | |
| | Heating (Average climate) | Energy label | | | A | | | |
| | | Pdesign | | kW | - | | | |
| | | SCOP | | | 3.81 | | 3.99 | 3.81 |
| | | Annual energy consumption | | kWh | - | | | |
| Nominal efficiency | EER | | | | 3.69 | 3.22 | | 3.23 |
| | COP | | | | 4.06 | 3.77 | 3.75 | 3.81 |
| | Annual energy consumption | | | kWh | 347 | 530 | 851 | 964 |
| | Energy label | Cooling/Heating | | | A/A | | | |

| Indoor unit | | | | ATXN | *25NB | *35NB | *50NB | *60NB |
|---|---|---|---|---|---|---|---|---|
| Dimensions | Unit | HeightxWidthxDepth | | mm | 288x859x209 | | 310x1,124x237 | |
| Weight | Unit | | | kg | 9 | | 14 | |
| Air filter | Type | | | | Saranet (with titanium apatite) | | | |
| Sound power level | Cooling | | | dBA | 53 | 54 | 55 | 61 |
| | Heating | | | dBA | 53 | 54 | 55 | 61 |
| Sound pressure level | Cooling | Super high/High/Nom./ Low/Silent operation | | dBA | 41/40/34/29/21 | 42/41/34/30/22 | 44/40/38/35/32 | 46/43/41/37/33 |
| | Heating | Super high/High/Nom./ Low/Silent operation | | dBA | 41/40/34/29/21 | 42/41/34/30/22 | 44/40/38/35/32 | 46/43/41/37/33 |
| Power supply | Phase / Frequency / Voltage | | | Hz / V | 1~ / 50 / 220-240 | | | |

| Outdoor unit | | | | ARXN | *25NB | *35NB | *50NB | *60NB |
|---|---|---|---|---|---|---|---|---|
| Dimensions | Unit | HeightxWidthxDepth | | mm | 550x658x289 | | 753x855x328 | |
| Weight | Unit | | | kg | 31 | | 44 | |
| Sound power level | Cooling | | | dBA | 58 | 60 | 64 | 65 |
| | Heating | | | dBA | 58 | 60 | 64 | 65 |
| Sound pressure level | Cooling | Nom. | | dBA | 45 | 46 | 51 | |
| | Heating | Nom. | | dBA | 45 | 46 | 51 | |
| Operation range | Cooling | Ambient | Min.~Max. | °CDB | -10~46 | | | |
| | Heating | Ambient | Min.~Max. | °CWB | -15~18 | | | |
| Refrigerant | Type/GWP | | | | R-410A/2,087.5 | | | |
| Piping connections | Liquid | OD | | mm | 6.35 | | | |
| | Gas | OD | | mm | 9.52 | | 12.70 | 15.90 |
| | Piping length | OU - IU | Max. | m | - | | | |
| | Level difference | IU - OU | Max. | m | - | | | |
| Power supply | Phase / Frequency / Voltage | | | Hz / V | 1~ / 50 / 220-240 | | | |
| Current - 50Hz | Maximum fuse amps (MFA) | | | A | 16 | | 20 | |

*Note: blue cells contain preliminary data

(1) EER/COP according to Eurovent 2012, for use outside EU only (2) Nominal efficiency: cooling at 35°/27° nominal load, heating at 7°/20° nominal load

Siesta

# Wall mounted unit

## Siesta wall mounted unit for low energy consumption and pleasant comfort

- Seasonal efficiency values up to A+
- Flat, stylish front panel blends easily within any interior décor and is more easy to clean
- The infrared remote control is user friendly and equipped with a timer function that enables you to programme the unit to start or stop at your desired time.
- Vertical auto swing moves the discharge flaps up and down for efficient air and temperature distribution throughout the room
- 24 hour timer can be set to start heating or cooling anytime during a 24 hour period



ATXB25-35C



ARC470A1

| **Efficiency data** | | | | **ATXB + ARXB** | ***25C + 25C** | ***35C + 35C** | ***50C + 50C** | ***60C + 60C** |
|---|---|---|---|---|---|---|---|---|
| Cooling capacity | Min./Nom./Max. | | | kW | 1.3/2.5/3.0 | 1.3/3.3/3.8 | -/5.48/- | -/6.23/- |
| Heating capacity | Min./Nom./Max. | | | kW | 1.3/2.8/4.0 | 1.3/3.5/4.8 | -/5.6/- | -/6.4/- |
| Power input | Cooling | Nom. | | kW | 0.77 | 0.99 | 1.71 | 1.93 |
| | Heating | Nom. | | kW | 0.69 | 0.93 | 1.49 | 1.77 |
| Seasonal efficiency (according to EN14825) | Cooling | Energy label | | | A+ | | | |
| | | Pdesign | | kW | 2.50 | 3.30 | 5.48 | 6.23 |
| | | SEER | | | 5.93 | 6.02 | 5.90 | 6.02 |
| | | Annual energy consumption | | kWh | 148 | 192 | 325 | 362 |
| | Heating (Average climate) | Energy label | | | A+ | | | |
| | | Pdesign | | kW | 2.40 | 2.80 | 3.64 | 3.80 |
| | | SCOP | | | 4.01 | 4.04 | 4.20 | 4.05 |
| | | Annual energy consumption | | kWh | 838 | 970 | 1,213 | 1,314 |
| Nominal efficiency | EER | | | | 3.25 | 3.32 | 3.21 | 3.23 |
| | COP | | | | 4.06 | 3.76 | 3.75 | 3.61 |
| | Annual energy consumption | | | kWh | 385 | 497 | 854 | 964 |
| | Energy label | Cooling | | | A | | | |
| | | Heating | | | A | | | |

| **Indoor unit** | | | | **ATXB** | ***25C** | ***35C** | ***50C** | ***60C** |
|---|---|---|---|---|---|---|---|---|
| Dimensions | Unit | HeightxWidthxDepth | | mm | 363x870x310 | | 386x1136x314 | |
| Weight | Unit | | | kg | 8 | | 14 | |
| Fan - Air flow rate | Cooling | High | | $m^3$/min | 9.20 | 9.30 | 14.7 | 16.2 |
| Sound power level | Cooling | | | dBA | 55 | 58 | 55 | 61 |
| | Heating | | | dBA | 55 | 58 | 55 | 61 |
| Power supply | Phase / Frequency / Voltage | | | Hz / V | 1~ / 50 / 220-240 | | | |
| Control systems | Infrared remote control | | | | ARC470A1 | | AP GS02 | |

| **Outdoor unit** | | | | **ARXB** | ***25C** | ***35C** | ***50C** | ***60C** |
|---|---|---|---|---|---|---|---|---|
| Dimensions | Unit | HeightxWidthxDepth | | mm | 616x788x359 | | 793x990x415 | |
| Weight | Unit | | | kg | 27 | 29 | 49 | |
| Sound power level | Cooling | | | dBA | 60 | 62 | 64 | 65 |
| | Heating | | | dBA | 60 | 62 | 64 | 65 |
| Operation range | Cooling | Ambient | Min.~Max. | °CDB | -~- | | | |
| | Heating | Ambient | Min.~Max. | °CWB | -~- | | | |
| Refrigerant | Type/GWP | | | | R-410A/2,087.5 | | | |
| Piping connections | Piping length | OU - IU | Max. | m | - | | | |
| | Level difference | IU - OU | Max. | m | - | | | |
| Power supply | Phase / Frequency / Voltage | | | Hz / V | 1~ / 50 / 220-240 | | | |
| Current - 50Hz | Maximum fuse amps (MFA) | | | A | - | | | |

*Note: blue cells contain preliminary data

(1) EER/COP according to Eurovent 2012, for use outside EU only (2) Nominal efficiency: cooling at 35°/27° nominal load, heating at 7°/20° nominal load

# Make all applications possible

## Multi model applications

### MXS

#### Installation flexibility

- A very wide range is available, from 2-port to 5-port units, making all applications possible.
- Up to 5 indoor units can be connected to 1 multi outdoor unit.
- All indoor units can be individually controlled and do not need to be installed in the same room.
- Combine different types of indoor units: wall mounted, floor standing, ceiling suspended, round flow cassette, concealed ceiling.
- Phased installation possible.
- Outdoor multi split units are fitted with the Daikin swing compressor, renowned for its low noise and high energy efficiency.
- The outdoor units are neat and sturdy and can be mounted easily on a roof or terrace or simply placed against an outside wall.



5MXS90E



# RXYSQ

## Installation flexibility

› Up to 9 indoor units can be connected to 1 VRV outdoor unit
› All indoor units can be individually controlled and do not need to be installed in the same room
› Combine different types of indoor units: wall mounted, floor standing, ceiling suspended, round flow cassette, concealed ceiling
› Phased installation possible
› Maximum total piping length of 145m offers much more flexibility in the choice of installation position
› Branch provider (BP) unit varies the refrigerant volume to meet the cooling or heating requirement




## VRV IV S-series

Space saving solution without compromising on efficiency

In 2015 our succesful mini VRV range gets a thorough update to make it even better suited for residential applications where space is limited and performance expectations are high.

› Variable Refrigerant Temperature
› The most compact VRV
› Low height to minimize visual impact
› Lightweight reduces installation time and manpower to an absolute minimum

VRV IV S-series

Variable Refrigerant Temperature



# Multi model application

- Outdoor units for multi model application.
- Outdoor units are fitted with a swing compressor, renowned for its low noise and high energy efficiency
- Up to 5 indoor units can be connected to 1 multi outdoor unit; all indoor units are individually controllable and do not need to be installed in the same room or at the same time; they operate simultaneously within the same cooling or heating mode
- Different types of indoor units can be connected: e.g. wall mounted, floor standing, concealed ceiling unit, etc.



3MXS52E/4MXS68E



5MXS90E



2MXS40-50H

| CONNECTABLE INDOOR UNITS | Wall mounted | | | | | | | | | | | | | | | | Floor standing | | | | | | Flexi type | | | | Round flow cassette | | | Fully flat cassette | | | | Concealed ceiling | | | | | | | | Ceiling suspended | | | Concealed floor standing | | | |
|---|---|---|---|---|---|---|---|---|---|---|---|---|---|---|---|---|---|---|---|---|---|---|---|---|---|---|---|---|---|---|---|---|---|---|---|---|---|---|---|---|---|---|---|---|---|---|---|---|
| | FTXG-L | | | | CTXS-K | | FTXS-K | | | | | FTXS-G | | FTX-J3 | | | FVXG-K | | | FVXS-F | | | FLXS-B(9) | | | | FCQG-F | | | FFQ-C | | | | FDXS-F(9) | | | | FDBQ-B/ FBQ-D | | | | FHQ-C | | | FNQ-A | | | |
| | 20 | 25 | 35 | 50 | 15 | 35 | 20 | 25 | 35 | 42 | 50 | 60 | 71 | 20 | 25 | 35 | 25 | 35 | 50 | 25 | 35 | 50 | 25 | 35 | 50 | 60 | 35 | 50 | 60 | 25 | 35 | 50 | 60 | 25 | 35 | 50 | 60 | 25 | 35 | 50 | 60 | 35 | 50 | 60 | 25 | 35 | 50 | 60 |
| 2MXS40H | ● | ● | ● | | ● | ● | ● | ● | ● | | | | | ● | ● | ● | ● | ● | ● | ● | ● | | ● | ● | | | | | | | | | | ● | ● | | | | | | | | | | | | | |
| 2MXS50H | ● | ● | ● | ● | ● | ● | ● | ● | ● | ● | ● | | | ● | ● | ● | ● | ● | ● | ● | ● | ● | ● | ● | ● | | | | | ● | ● | ● | | ● | ● | ● | | | | | | | | | | | | |
| 3MXS40K | ● | ● | ● | | ● | ● | ● | ● | ● | | | | | | | | ● | ● | | ● | ● | | ● | ● | | | ● | | | ● | ● | | | ● | ● | | | | | | | ● | | | ● | ● | | |
| 3MXS52E | ● | ● | ● | ● | ● | ● | ● | ● | ● | ● | ● | | | | | | ● | ● | ● | ● | ● | ● | ● | ● | ● | | ● | ● | | ● | ● | ● | | ● | ● | ● | | ● | ● | ● | | ● | | | ● | ● | ● | |
| 3MXS68G | ● | ● | ● | ● | ● | ● | ● | ● | ● | ● | ● | ● | | | | | ● | ● | ● | ● | ● | ● | ● | ● | ● | ● | ● | ● | ● | ● | ● | ● | ● | ● | ● | ● | ● | ● | ● | ● | ● | ● | ● | ● | ● | ● | ● | ● |
| 4MXS68F | ● | ● | ● | ● | ● | ● | ● | ● | ● | ● | ● | ● | | | | | ● | ● | ● | ● | ● | ● | ● | ● | ● | ● | ● | ● | ● | ● | ● | ● | ● | ● | ● | ● | ● | ● | ● | ● | ● | ● | ● | ● | ● | ● | ● | ● |
| 4MXS80E | ● | ● | ● | ● | ● | ● | ● | ● | ● | ● | ● | ● | ● | | | | ● | ● | ● | ● | ● | ● | ● | ● | ● | ● | ● | ● | ● | ● | ● | ● | ● | ● | ● | ● | ● | ● | ● | ● | ● | ● | ● | ● | ● | ● | ● | ● |
| 5MXS90E | ● | ● | ● | ● | ● | ● | ● | ● | ● | ● | ● | ● | ● | | | | ● | ● | ● | ● | ● | ● | ● | ● | ● | ● | ● | ● | ● | ● | ● | ● | ● | ● | ● | ● | ● | ● | ● | ● | ● | ● | ● | ● | ● | ● | ● | ● |

Note : blue cells contain preliminary data

| Outdoor unit | | | | | 2MXS40H | 2MXS50H | 3MXS40K | 3MXS52E | 3MXS68G | 4MXS68F | 4MXS80E | 5MXS90E |
|---|---|---|---|---|---|---|---|---|---|---|---|---|
| Dimensions | Unit | HeightxWidthxDepth | | mm | 550x765x285 | | 735x936x300 | | | | 770x900x320 | |
| Weight | Unit | | | kg | 38 | 42 | 49 | | 58 | | 72 | 73 |
| Sound power level | Cooling | | | dBA | 62 | 63 | 59 | | 61 | | 62 | 66 |
| | Heating | | | dBA | - | | 60 | | - | | | |
| Sound pressure level | Cooling | Nom. | | dBA | 47 | 48 | 46 | | 48 | | | 52 |
| | Heating | Nom. | | dBA | 48 | 50 | 47 | | 49 | | | 52 |
| Operation range | Cooling | Ambient | Min.~Max. | °CDB | 10~46 | | -10~46 | | | | | |
| | Heating | Ambient | Min.~Max. | °CWB | -15~18 | | | | | | | |
| Refrigerant | Type/Charge/GWP | | | kg | R-410A / 1.2 / 2,087.5 | R-410A / 1.6 / 2,087.5 | R-410A / 2.0 / 2,087.5 | | R-410A / 2.59 / 2,087.5 | R-410A / 2.6 / 2,087.5 | R-410A / 2.99 / 2,087.5 | |
| | Charge | | | $TCO_2Eq$ | 2.5 | 3.3 | 4.2 | | 5.4 | | 6.2 | |
| Piping connections | Liquid | OD | | mm | 6.35 | | | | | | | |
| | Gas | OD | | mm | 9.5 | | | | 9.52 | | | |
| | Piping length | OU - IU | Max. | m | 20 | | 25 | | | | | |
| | Additional refrigerant charge | | | kg/m | 0.02 (for piping length exceeding 20m) | | 0.02 (for piping length exceeding 30m) | | | | | |
| | Level difference | IU - OU | Max. | m | 15 | | | | | | | |
| | | IU - IU | Max. | m | 7.5 | | | | | | | |
| Power supply | Phase / Frequency / Voltage | | | Hz / V | 1~ / 50 / 220-240 | | 1~ / 50 / 230 | | | | | |
| Current - 50Hz | Maximum fuse amps (MFA) | | | A | 16 | | | | 20 | | | |

(1) EER/COP according to Eurovent 2012, for use outside EU only (2) Nominal efficiency: cooling at 35°/27° nominal load, heating at 7°/20° nominal load

# Combination tables

## Cooling

| Outdoor unit | Indoor unit | Cooling capacity (kW) | | Total capacity (kW) | | | Power input (kW) | | | Total current (A) | | | Power factor (%) | EER | Energy label | AEC (kWh) | Seasonal data | | | |
|---|---|---|---|---|---|---|---|---|---|---|---|---|---|---|---|---|---|---|---|---|
| | | A room | B room | Min. | Nom. | Max. | Min. | Nom. | Max. | Min. | Nom. | Max. | | | | | Label | SEER | Pdesign | AEC |
| 2MXS40H3V1B | 1.5+1.5 | 1.5 | 1.5 | 1.75 | 3.0 | 3.57 | 0.35 | 0.66 | 0.83 | 1.60 | 3.1 | 3.80 | 94 | 4.55 | A | 330 | A++ | 6.13 | 3.00 | 172 |
| | 1.5+2.0 | 1.5 | 2.0 | 1.75 | 3.5 | 3.96 | 0.35 | 0.81 | 0.99 | 1.60 | 3.7 | 4.60 | 94 | 4.32 | A | 405 | A++ | 6.33 | 3.50 | 194 |
| | 1.5+2.5 | 1.5 | 2.5 | 1.75 | 4.0 | 4.22 | 0.35 | 1.02 | 1.12 | 1.60 | 4.7 | 5.20 | 94 | 3.92 | A | 510 | A++ | 6.47 | 4.00 | 217 |
| | 1.5+3.5 | 1.2 | 2.8 | 1.75 | 4.0 | 4.34 | 0.35 | 0.99 | 1.14 | 1.60 | 4.6 | 5.30 | 94 | 4.04 | A | 495 | A++ | 6.42 | 4.00 | 218 |
| | 2.0+2.0 | 2.0 | 2.0 | 1.75 | 4.0 | 4.20 | 0.31 | 1.04 | 1.12 | 1.40 | 4.8 | 5.20 | 94 | 3.85 | A | 520 | A++ | 6.61 | 4.00 | 212 |
| | 2.0+2.5 | 1.9 | 2.2 | 1.75 | 4.0 | 4.30 | 0.31 | 1.03 | 1.17 | 1.40 | 4.8 | 5.40 | 94 | 3.88 | A | 515 | A++ | 6.63 | 4.00 | 212 |
| | 2.0+3.5 | 1.8 | 2.3 | 1.75 | 4.0 | 4.50 | 0.31 | 1.00 | 1.23 | 1.40 | 4.6 | 5.70 | 94 | 4.00 | A | 500 | A++ | 6.52 | 4.00 | 215 |
| | 2.5+2.5 | 2.0 | 2.0 | 1.75 | 4.0 | 4.40 | 0.31 | 1.02 | 1.23 | 1.40 | 4.7 | 5.70 | 94 | 3.92 | A | 510 | A++ | 6.64 | 4.00 | 211 |
| | 2.5+3.5 | 1.8 | 2.2 | 1.75 | 4.0 | 4.60 | 0.31 | 0.99 | 1.31 | 1.40 | 4.6 | 6.10 | 94 | 4.04 | A | 495 | A++ | 6.53 | 4.00 | 215 |

## Heating

| Outdoor unit | Indoor unit | Heating capacity (kW) | | Total capacity (kW) | | | Power input (kW) | | | Total current (A) | | | Power factor (%) | COP | Energy label | Seasonal data | | | | |
|---|---|---|---|---|---|---|---|---|---|---|---|---|---|---|---|---|---|---|---|---|
| | | A room | B room | Min. | Nom. | Max. | Min. | Nom. | Max. | Min. | Nom. | Max. | | | | Label | SCOP | Pdesign | AEC | Back-up heater capacity at -10°C |
| 2MXS40H3V1B | 1.5+1.5 | 1.9 | 1.9 | 1.30 | 3.8 | 4.26 | 0.30 | 0.90 | 1.11 | 1.40 | 4.1 | 5.10 | 95 | 4.22 | A | A+ | 4.06 | 3.01 | 1038 | 0,57 |
| | 1.5+2.0 | 1.7 | 2.3 | 1.30 | 4.0 | 4.44 | 0.30 | 0.95 | 1.15 | 1.40 | 4.3 | 5.30 | 95 | 4.21 | A | A+ | 4.10 | 3.03 | 1035 | 0,59 |
| | 1.5+2.5 | 1.6 | 2.6 | 1.30 | 4.2 | 4.58 | 0.30 | 1.02 | 1.22 | 1.40 | 4.7 | 5.60 | 95 | 4.12 | A | A+ | 4.11 | 3.03 | 1032 | 0,58 |
| | 1.5+3.5 | 1.3 | 3.1 | 1.30 | 4.4 | 4.70 | 0.29 | 1.09 | 1.20 | 1.30 | 5.0 | 5.50 | 95 | 4.04 | A | A+ | 4.16 | 3.00 | 1011 | 0,59 |
| | 2.0+2.0 | 2.1 | 2.1 | 1.40 | 4.2 | 4.60 | 0.27 | 1.01 | 1.17 | 1.20 | 4.6 | 5.40 | 95 | 4.16 | A | A+ | 4.12 | 3.03 | 1029 | 0,58 |
| | 2.0+2.5 | 2.1 | 2.3 | 1.40 | 4.4 | 4.70 | 0.27 | 1.08 | 1.21 | 1.20 | 4.9 | 5.50 | 96 | 4.07 | A | A+ | 4.13 | 3.03 | 1028 | 0,58 |
| | 2.0+3.5 | 2.0 | 2.4 | 1.40 | 4.4 | 4.70 | 0.26 | 1.06 | 1.19 | 1.20 | 4.8 | 5.40 | 96 | 4.15 | A | A+ | 4.14 | 2.97 | 1004 | 0,56 |
| | 2.5+2.5 | 2.2 | 2.2 | 1.40 | 4.4 | 4.70 | 0.27 | 1.07 | 1.20 | 1.20 | 4.8 | 5.40 | 96 | 4.11 | A | A+ | 4.18 | 3.03 | 1016 | 0,58 |
| | 2.5+3.5 | 2.1 | 2.4 | 1.40 | 4.4 | 4.70 | 0.26 | 1.05 | 1.18 | 1.20 | 4.8 | 5.30 | 96 | 4.19 | A | A+ | 4.13 | 2.96 | 1003 | 0,56 |

Notes:
1. Cooling capacity is based on 27°CDB/19°CWB (Indoor temperature). 35°CDB(Outdoor temperature)
   Heating capacity is based on 20°CDB (Indoor temperature). 7°CDB/6°CWB(Outdoor temperature).
2. The total ability of connected indoor unit is up to 6.0kW.
3. It is impossible to connect the indoor unit for one room only.
4. The above is the value for connecting with the following indoor units.
   1.5kW: wall mounted CTXS-K series; 2.0, 2.5, 3.5kW: wall mounted FTXS-K series

# Combination tables

## Cooling

| Outdoor unit | Indoor unit | Cooling capacity (kW) | | Total capacity (kW) | | | Power input (kW) | | | Total current (A) | | | Power factor (%) | EER | Energy label | AEC (kWh) | Seasonal data | | | |
|---|---|---|---|---|---|---|---|---|---|---|---|---|---|---|---|---|---|---|---|---|
| | | A room | B room | Min. | Nom. | Max. | Min. | Nom. | Max. | Min. | Nom. | Max. | | | | | Label | SEER | Pdesign | AEC |
| 2MXS50H3V1B | 1.5+1.5 | 1.50 | 1.50 | 1.88 | 3.00 | 3.15 | 0.33 | 0.55 | 0.58 | 1.60 | 2.60 | 2.80 | 91 | 5.45 | A | 275 | A++ | 6.42 | 3.00 | 164 |
| | 1.5+2.0 | 1.50 | 2.00 | 1.88 | 3.50 | 3.73 | 0.32 | 0.67 | 0.75 | 1.50 | 3.20 | 3.60 | 91 | 5.22 | A | 335 | A++ | 6.74 | 3.50 | 182 |
| | 1.5+2.5 | 1.50 | 2.50 | 1.88 | 4.00 | 4.23 | 0.32 | 0.87 | 0.97 | 1.50 | 4.20 | 4.60 | 91 | 4.60 | A | 435 | A++ | 6.68 | 4.00 | 210 |
| | 1.5+3.5 | 1.50 | 3.50 | 1.88 | 5.00 | 5.00 | 0.32 | 1.35 | 1.35 | 1.50 | 6.50 | 6.50 | 91 | 3.70 | A | 675 | A++ | 6.43 | 5.00 | 273 |
| | 1.5+4.2 | 1.32 | 3.68 | 1.95 | 5.00 | 5.37 | 0.34 | 1.35 | 1.67 | 1.60 | 6.50 | 8.00 | 91 | 3.70 | A | 675 | A++ | 6.46 | 5.00 | 271 |
| | 1.5+5.0 | 1.15 | 3.85 | 1.95 | 5.00 | 5.50 | 0.34 | 1.35 | 1.81 | 1.60 | 6.50 | 8.60 | 91 | 3.70 | A | 675 | A++ | 6.45 | 5.00 | 272 |
| | 2.0+2.0 | 2.00 | 2.00 | 1.95 | 4.00 | 5.00 | 0.34 | 0.87 | 1.36 | 1.60 | 4.20 | 6.50 | 91 | 4.60 | A | 435 | A++ | 6.73 | 4.00 | 208 |
| | 2.0+2.5 | 2.00 | 2.50 | 1.95 | 4.50 | 5.10 | 0.34 | 1.07 | 1.45 | 1.60 | 5.10 | 6.90 | 91 | 4.21 | A | 535 | A++ | 6.70 | 4.50 | 235 |
| | 2.0+3.5 | 1.82 | 3.18 | 1.95 | 5.00 | 5.40 | 0.34 | 1.35 | 1.62 | 1.60 | 6.50 | 7.70 | 91 | 3.70 | A | 675 | A++ | 6.50 | 5.00 | 270 |
| | 2.0+4.2 | 1.61 | 3.39 | 1.95 | 5.00 | 5.50 | 0.34 | 1.34 | 1.73 | 1.60 | 6.40 | 8.30 | 91 | 3.73 | A | 670 | A++ | 6.53 | 5.00 | 269 |
| | 2.0+5.0 | 1.43 | 3.57 | 1.95 | 5.00 | 5.50 | 0.34 | 1.31 | 1.71 | 1.60 | 6.30 | 8.20 | 91 | 3.82 | A | 655 | A++ | 6.51 | 5.00 | 269 |
| | 2.5+2.5 | 2.50 | 2.50 | 1.95 | 5.00 | 5.30 | 0.34 | 1.38 | 1.61 | 1.60 | 6.60 | 7.70 | 91 | 3.62 | A | 690 | A++ | 6.61 | 5.00 | 265 |
| | 2.5+3.5 | 2.08 | 2.92 | 1.95 | 5.00 | 5.40 | 0.34 | 1.34 | 1.61 | 1.60 | 6.40 | 7.70 | 91 | 3.73 | A | 670 | A++ | 6.52 | 5.00 | 269 |
| | 2.5+4.2 | 1.87 | 3.13 | 1.95 | 5.00 | 5.50 | 0.34 | 1.33 | 1.72 | 1.60 | 6.40 | 8.20 | 91 | 3.76 | A | 665 | A++ | 6.53 | 5.00 | 268 |
| | 2.5+5.0 | 1.67 | 3.33 | 1.95 | 5.00 | 5.50 | 0.34 | 1.30 | 1.70 | 1.60 | 6.20 | 8.10 | 91 | 3.85 | A | 650 | A++ | 6.53 | 5.00 | 269 |
| | 3.5+3.5 | 2.50 | 2.50 | 1.98 | 5.00 | 5.40 | 0.34 | 1.29 | 1.55 | 1.60 | 6.20 | 7.40 | 91 | 3.88 | A | 645 | A++ | 6.44 | 5.00 | 272 |
| | 3.5+4.2 | 2.27 | 2.73 | 1.98 | 5.00 | 5.50 | 0.34 | 1.28 | 1.65 | 1.60 | 6.10 | 7.90 | 91 | 3.91 | A | 640 | A++ | 6.45 | 5.00 | 272 |
| | 3.5+5.0 | 2.06 | 2.94 | 1.98 | 5.00 | 5.50 | 0.34 | 1.27 | 1.62 | 1.60 | 6.10 | 7.70 | 91 | 3.94 | A | 635 | A++ | 6.44 | 5.00 | 272 |
| | 4.2+4.2 | 2.50 | 2.50 | 1.98 | 5.00 | 5.50 | 0.34 | 1.27 | 1.62 | 1.60 | 6.10 | 7.70 | 91 | 3.94 | A | 635 | A++ | 6.47 | 5.00 | 271 |

## Heating

| Outdoor unit | Indoor unit | Heating capacity (kW) | | Total capacity (kW) | | | Power input (kW) | | | Total current (A) | | | Power factor (%) | COP | Energy label | Seasonal data | | | | |
|---|---|---|---|---|---|---|---|---|---|---|---|---|---|---|---|---|---|---|---|---|
| | | A room | B room | Min. | Nom. | Max. | Min. | Nom. | Max. | Min. | Nom. | Max. | | | | Label | SCOP | Pdesign | AEC | Back-up heater capacity at -10°C |
| 2MXS50H3V1B | 1.5+1.5 | 1.99 | 1.99 | 1.17 | 3.97 | 4.54 | 0.22 | 0.95 | 1.20 | 1.1 | 4.5 | 5.7 | 91 | 4.18 | A | A | 3.95 | 3.3 | 1169 | 0.64 |
| | 1.5+2.0 | 1.9 | 2.53 | 1.17 | 4.43 | 4.89 | 0.22 | 1.08 | 1.29 | 1.1 | 5.2 | 6.2 | 91 | 4.10 | A | A | 3.97 | 3.32 | 1172 | 0.64 |
| | 1.5+2.5 | 1.81 | 3.02 | 1.17 | 4.83 | 5.19 | 0.23 | 1.16 | 1.39 | 1.1 | 5.5 | 6.6 | 91 | 4.16 | A | A | 3.98 | 3.88 | 1364 | 0.75 |
| | 1.5+3.5 | 1.64 | 3.82 | 1.17 | 5.46 | 5.7 | 0.23 | 1.39 | 1.60 | 1.1 | 6.6 | 7.6 | 91 | 3.93 | A | A+ | 4.09 | 4.25 | 1454 | 0.81 |
| | 1.5+4.2 | 1.5 | 4.2 | 1.17 | 5.7 | 5.96 | 0.24 | 1.41 | 1.53 | 1.1 | 6.7 | 7.3 | 91 | 4.04 | A | A+ | 4.06 | 4.39 | 1515 | 0.84 |
| | 1.5+5.0 | 1.32 | 4.38 | 1.17 | 5.7 | 6.16 | 0.24 | 1.44 | 1.62 | 1.1 | 6.9 | 7.7 | 91 | 3.96 | A | A+ | 4.04 | 4.37 | 1514 | 0.83 |
| | 2.0+2.0 | 2.65 | 2.65 | 1.18 | 5.3 | 5.7 | 0.23 | 1.34 | 1.51 | 1.1 | 6.4 | 7.2 | 91 | 3.96 | A | A | 3.99 | 3.89 | 1367 | 0.75 |
| | 2.0+2.5 | 2.44 | 3.06 | 1.18 | 5.5 | 5.8 | 0.23 | 1.37 | 1.52 | 1.1 | 6.5 | 7.3 | 91 | 4.01 | A | A+ | 4 | 3.9 | 1365 | 0.75 |
| | 2.0+3.5 | 2.04 | 3.56 | 1.24 | 5.6 | 5.9 | 0.24 | 1.39 | 1.55 | 1.1 | 6.6 | 7.4 | 91 | 4.03 | A | A+ | 4.12 | 4.27 | 1453 | 0.81 |
| | 2.0+4.2 | 1.84 | 3.86 | 1.25 | 5.7 | 6 | 0.25 | 1.35 | 1.50 | 1.2 | 6.5 | 7.2 | 91 | 4.22 | A | A+ | 4.09 | 4.41 | 1509 | 0.86 |
| | 2.0+5.0 | 1.63 | 4.07 | 1.29 | 5.7 | 6.2 | 0.25 | 1.38 | 1.55 | 1.2 | 6.6 | 7.4 | 91 | 4.13 | A | A+ | 4.07 | 4.39 | 1510 | 0.86 |
| | 2.5+2.5 | 2.8 | 2.8 | 1.18 | 5.6 | 5.8 | 0.23 | 1.42 | 1.52 | 1.1 | 6.8 | 7.3 | 91 | 3.94 | A | A+ | 4 | 4.19 | 1466 | 0.8 |
| | 2.5+3.5 | 2.38 | 3.32 | 1.24 | 5.7 | 6 | 0.25 | 1.41 | 1.58 | 1.2 | 6.7 | 7.5 | 91 | 4.04 | A | A+ | 4.1 | 4.41 | 1507 | 0.86 |
| | 2.5+4.2 | 2.13 | 3.57 | 1.25 | 5.7 | 6.1 | 0.25 | 1.36 | 1.51 | 1.2 | 6.5 | 7.2 | 91 | 4.19 | A | A+ | 4.11 | 4.42 | 1506 | 0.86 |
| | 2.5+5.0 | 1.9 | 3.8 | 1.35 | 5.7 | 6.3 | 0.26 | 1.35 | 1.56 | 1.2 | 6.5 | 7.5 | 91 | 4.22 | A | A+ | 4.09 | 4.4 | 1508 | 0.86 |
| | 3.5+3.5 | 2.85 | 2.85 | 1.3 | 5.7 | 6.1 | 0.25 | 1.46 | 1.63 | 1.2 | 7 | 7.8 | 91 | 3.90 | A | A+ | 4.3 | 4.5 | 1467 | 0.87 |
| | 3.5+4.2 | 2.59 | 3.11 | 1.31 | 5.7 | 6.2 | 0.26 | 1.38 | 1.51 | 1.2 | 6.6 | 7.2 | 91 | 4.13 | A | A+ | 4.28 | 4.51 | 1476 | 0.87 |
| | 3.5+5.0 | 2.35 | 3.35 | 1.35 | 5.7 | 6.4 | 0.27 | 1.38 | 1.56 | 1.3 | 6.6 | 7.5 | 91 | 4.13 | A | A+ | 4.21 | 4.49 | 1493 | 0.87 |
| | 4.2+4.2 | 2.85 | 2.85 | 1.32 | 5.7 | 6.3 | 0.23 | 1.31 | 1.50 | 1.1 | 6.3 | 7.2 | 91 | 4.35 | A | A+ | 4.29 | 4.52 | 1475 | 0.88 |

Notes:
1. Cooling capacity is based on 27°CDB/19°CWB (Indoor temperature). 35°CDB (Outdoor temperature).
   Heating capacity is based on 20°CDB (Indoor temperature). 7°CDB/6°CWB (Outdoor temperature).
2. The total ability of connected indoor unit is up to 8.5kW.
3. It is impossible to connect the indoor unit for one room only.
4. The above is the value for connecting with the following indoor units.
   1.5kW: wall mounted CTXS-K series; 2.0, 2.5, 3.5, 4.2, 5.0kW: wall mounted FTXS-K series

# Combination tables

## Cooling

| Outdoor unit | Indoor unit | Cooling capacity (kW) | | | | Total capacity (kW) | | | Power input (kW) | | | Total current (A) | | | Power factor (%) | EER | Energy label | AEC (kWh) | Seasonal data | | | |
|---|---|---|---|---|---|---|---|---|---|---|---|---|---|---|---|---|---|---|---|---|---|---|
| | | A room | B room | C room | D room | Min. | Nom. | Max. | Min. | Nom. | Max. | Min. | Nom. | Max. | | | | | Label | SEER | Pdesign | AEC |
| 3MXS40K3V1B | 1.5+1.5 | 1.50 | 1.50 | --- | --- | 1.78 | 3.00 | 4.20 | 0.35 | 0.63 | 1.12 | 1.60 | 2.80 | 5.00 | 98.00 | 4.76 | A | 315 | A++ | 6.55 | 3.00 | 161 |
| | 1.5+2.0 | 1.50 | 2.00 | --- | --- | 1.78 | 3.50 | 4.20 | 0.35 | 0.80 | 1.12 | 1.50 | 3.50 | 4.90 | 99.00 | 4.38 | A | 400 | A++ | 6.77 | 3.50 | 182 |
| | 1.5+2.5 | 1.50 | 2.50 | --- | --- | 1.78 | 4.00 | 4.20 | 0.35 | 0.98 | 1.12 | 1.50 | 4.30 | 4.90 | 99.00 | 4.08 | A | 490 | A++ | 6.86 | 4.00 | 205 |
| | 1.5+3.5 | 1.20 | 2.80 | --- | --- | 1.78 | 4.00 | 4.21 | 0.35 | 0.98 | 1.12 | 1.50 | 4.30 | 4.90 | 99.00 | 4.08 | A | 490 | A++ | 6.69 | 4.00 | 210 |
| | 2.0+2.0 | 2.00 | 2.00 | --- | --- | 1.88 | 4.00 | 4.54 | 0.35 | 0.95 | 1.12 | 1.50 | 4.20 | 4.90 | 99.00 | 4.21 | A | 475 | A++ | 6.90 | 4.00 | 203 |
| | 2.0+2.5 | 1.78 | 2.22 | --- | --- | 1.88 | 4.00 | 4.54 | 0.35 | 0.95 | 1.12 | 1.50 | 4.20 | 4.90 | 99.00 | 4.21 | A | 475 | A++ | 6.90 | 4.00 | 203 |
| | 2.0+3.5 | 1.45 | 2.55 | --- | --- | 1.88 | 4.00 | 4.55 | 0.35 | 0.95 | 1.09 | 1.50 | 4.20 | 4.80 | 99.00 | 4.21 | A | 475 | A++ | 6.73 | 4.00 | 209 |
| | 2.5+2.5 | 2.00 | 2.00 | --- | --- | 1.88 | 4.00 | 4.54 | 0.35 | 0.95 | 1.12 | 1.50 | 4.20 | 4.90 | 99.00 | 4.21 | A | 475 | A++ | 6.90 | 4.00 | 203 |
| | 2.5+3.5 | 1.67 | 2.33 | --- | --- | 1.88 | 4.00 | 4.54 | 0.35 | 0.95 | 1.12 | 1.50 | 4.20 | 4.90 | 99.00 | 4.21 | A | 475 | A++ | 6.73 | 4.00 | 209 |
| | 3.5+3.5 | 2.00 | 2.00 | --- | --- | 1.88 | 4.00 | 4.58 | 0.35 | 0.95 | 1.12 | 1.50 | 4.20 | 4.90 | 99.00 | 4.21 | A | 475 | A++ | 6.56 | 4.00 | 214 |
| | 1.5+1.5+1.5 | 1.33 | 1.33 | 1.33 | --- | 1.80 | 4.00 | 4.60 | 0.35 | 0.83 | 0.98 | 1.50 | 3.60 | 4.30 | 99.00 | 4.82 | A | 415 | A++ | 6.97 | 4.00 | 201 |
| | 1.5+1.5+2.0 | 1.20 | 1.20 | 1.60 | --- | 1.80 | 4.00 | 4.60 | 0.35 | 0.84 | 0.98 | 1.50 | 3.70 | 4.30 | 99.00 | 4.76 | A | 420 | A++ | 6.97 | 4.00 | 201 |
| | 1.5+1.5+2.5 | 1.09 | 1.09 | 1.82 | --- | 1.80 | 4.00 | 4.60 | 0.35 | 0.84 | 0.98 | 1.50 | 3.70 | 4.30 | 99.00 | 4.76 | A | 420 | A++ | 6.97 | 4.00 | 201 |
| | 1.5+1.5+3.5 | 0.92 | 0.92 | 2.15 | --- | 1.80 | 4.00 | 4.60 | 0.37 | 0.84 | 0.98 | 1.60 | 3.70 | 4.30 | 99.00 | 4.76 | A | 420 | A++ | 6.80 | 4.00 | 206 |
| | 1.5+2.0+2.0 | 1.09 | 1.45 | 1.45 | --- | 1.80 | 4.00 | 4.60 | 0.35 | 0.84 | 0.98 | 1.50 | 3.70 | 4.30 | 99.00 | 4.76 | A | 420 | A++ | 6.98 | 4.00 | 201 |
| | 1.5+2.0+2.5 | 1.00 | 1.33 | 1.67 | --- | 1.80 | 4.00 | 4.60 | 0.35 | 0.84 | 0.98 | 1.50 | 3.70 | 4.30 | 99.00 | 4.76 | A | 420 | A++ | 6.98 | 4.00 | 201 |
| | 1.5+2.0+3.5 | 0.86 | 1.14 | 2.00 | --- | 1.80 | 4.00 | 4.60 | 0.37 | 0.84 | 0.98 | 1.60 | 3.70 | 4.30 | 99.00 | 4.76 | A | 420 | A++ | 6.81 | 4.00 | 206 |
| | 1.5+2.5+2.5 | 0.92 | 1.54 | 1.54 | --- | 1.80 | 4.00 | 4.60 | 0.37 | 0.84 | 0.98 | 1.60 | 3.70 | 4.30 | 99.00 | 4.76 | A | 420 | A++ | 6.98 | 4.00 | 201 |
| | 2.0+2.0+2.0 | 1.33 | 1.33 | 1.33 | --- | 1.86 | 4.00 | 4.60 | 0.35 | 0.81 | 0.98 | 1.50 | 3.60 | 4.30 | 99.00 | 4.94 | A | 405 | A++ | 7.02 | 4.00 | 200 |
| | 2.0+2.0+2.5 | 1.23 | 1.23 | 1.54 | --- | 1.86 | 4.00 | 4.60 | 0.35 | 0.81 | 0.98 | 1.50 | 3.60 | 4.30 | 99.00 | 4.94 | A | 405 | A++ | 7.02 | 4.00 | 200 |
| | 2.0+2.5+2.5 | 1.14 | 1.43 | 1.43 | --- | 1.95 | 4.00 | 4.60 | 0.37 | 0.81 | 0.98 | 1.60 | 3.60 | 4.30 | 99.00 | 4.94 | A | 405 | A++ | 7.02 | 4.00 | 200 |

## Heating

| Outdoor unit | Indoor unit | Heating capacity (kW) | | | | Total capacity (kW) | | | Power input (kW) | | | Total current (A) | | | Power factor (%) | COP | Energy label | Seasonal data | | | | |
|---|---|---|---|---|---|---|---|---|---|---|---|---|---|---|---|---|---|---|---|---|---|---|
| | | A room | B room | C room | D room | Min. | Nom. | Max. | Min. | Nom. | Max. | Min. | Nom. | Max. | | | | Label | SCOP | Pdesign | AEC | Back-up heater capacity at -10°C |
| 3MXS40K3V1B | 1.5+1.5 | 2.30 | 2.30 | --- | --- | 1.22 | 4.60 | 5.00 | 0.31 | 1.11 | 1.29 | 1.4 | 4.9 | 5.7 | 99 | 4.14 | A | A+ | 4.09 | 3.59 | 1229 | 0.68 |
| | 1.5+2.0 | 1.97 | 2.63 | --- | --- | 1.22 | 4.60 | 5.00 | 0.31 | 1.11 | 1.29 | 1.4 | 4.9 | 5.7 | 99 | 4.14 | A | A+ | 4.12 | 3.61 | 1227 | 0.68 |
| | 1.5+2.5 | 1.73 | 2.88 | --- | --- | 1.22 | 4.60 | 5.00 | 0.31 | 1.10 | 1.29 | 1.4 | 4.8 | 5.7 | 99 | 4.18 | A | A+ | 4.04 | 4.73 | 1640 | 0.91 |
| | 1.5+3.5 | 1.38 | 3.22 | --- | --- | 1.25 | 4.60 | 5.02 | 0.31 | 1.10 | 1.29 | 1.4 | 4.8 | 5.7 | 99 | 4.18 | A | A+ | 4.17 | 4.84 | 1624 | 0.93 |
| | 2.0+2.0 | 2.30 | 2.30 | --- | --- | 1.28 | 4.60 | 5.00 | 0.31 | 1.11 | 1.29 | 1.4 | 4.9 | 5.7 | 99 | 4.14 | A | A+ | 4.05 | 4.75 | 1641 | 0.92 |
| | 2.0+2.5 | 2.04 | 2.56 | --- | --- | 1.28 | 4.60 | 5.00 | 0.31 | 1.10 | 1.29 | 1.4 | 4.8 | 5.7 | 99 | 4.18 | A | A+ | 4.07 | 4.76 | 1636 | 0.92 |
| | 2.0+3.5 | 1.67 | 2.93 | --- | --- | 1.34 | 4.60 | 5.02 | 0.31 | 1.10 | 1.29 | 1.4 | 4.8 | 5.7 | 99 | 4.18 | A | A+ | 4.23 | 4.86 | 1609 | 0.93 |
| | 2.5+2.5 | 2.30 | 2.30 | --- | --- | 1.28 | 4.60 | 5.00 | 0.31 | 1.10 | 1.29 | 1.4 | 4.8 | 5.7 | 99 | 4.18 | A | A+ | 4.08 | 4.77 | 1636 | 0.92 |
| | 2.5+3.5 | 1.92 | 2.68 | --- | --- | 1.34 | 4.60 | 5.02 | 0.31 | 1.10 | 1.29 | 1.4 | 4.8 | 5.7 | 99 | 4.18 | A | A+ | 4.24 | 4.87 | 1610 | 0.93 |
| | 3.5+3.5 | 2.30 | 2.30 | --- | --- | 1.40 | 4.60 | 5.04 | 0.31 | 1.10 | 1.28 | 1.4 | 4.8 | 5.6 | 99 | 4.18 | A | A+ | 4.37 | 4.93 | 1580 | 0.94 |
| | 1.5+1.5+1.5 | 1.53 | 1.53 | 1.53 | --- | 1.32 | 4.60 | 5.00 | 0.32 | 0.91 | 1.02 | 1.4 | 4.0 | 4.5 | 99 | 5.05 | A | A+ | 4.29 | 4.93 | 1609 | 0.94 |
| | 1.5+1.5+2.0 | 1.38 | 1.38 | 1.84 | --- | 1.32 | 4.60 | 5.07 | 0.32 | 0.91 | 1.02 | 1.4 | 4.0 | 4.5 | 99 | 5.05 | A | A+ | 4.31 | 4.94 | 1605 | 0.95 |
| | 1.5+1.5+2.5 | 1.25 | 1.25 | 2.09 | --- | 1.32 | 4.60 | 5.07 | 0.32 | 0.91 | 1.02 | 1.4 | 4.0 | 4.5 | 99 | 5.05 | A | A+ | 4.31 | 4.94 | 1603 | 0.94 |
| | 1.5+1.5+3.5 | 1.06 | 1.06 | 2.48 | --- | 1.32 | 4.60 | 5.09 | 0.32 | 0.91 | 1.01 | 1.4 | 4.0 | 4.4 | 99 | 5.05 | A | A+ | 4.39 | 4.95 | 1578 | 0.94 |
| | 1.5+2.0+2.0 | 1.25 | 1.67 | 1.67 | --- | 1.32 | 4.60 | 5.07 | 0.32 | 0.91 | 1.02 | 1.4 | 4.0 | 4.5 | 99 | 5.05 | A | A+ | 4.32 | 4.94 | 1602 | 0.94 |
| | 1.5+2.0+2.5 | 1.15 | 1.53 | 1.92 | --- | 1.33 | 4.60 | 5.07 | 0.32 | 0.91 | 1.02 | 1.4 | 4.0 | 4.5 | 99 | 5.05 | A | A+ | 4.36 | 4.94 | 1588 | 0.94 |
| | 1.5+2.0+3.5 | 0.99 | 1.31 | 2.30 | --- | 1.33 | 4.60 | 5.09 | 0.32 | 0.91 | 1.01 | 1.4 | 4.0 | 4.4 | 99 | 5.05 | A | A+ | 4.40 | 4.95 | 1575 | 0.95 |
| | 1.5+2.5+2.5 | 1.06 | 1.77 | 1.77 | --- | 1.33 | 4.60 | 5.07 | 0.32 | 0.91 | 1.02 | 1.4 | 4.0 | 4.5 | 99 | 5.05 | A | A+ | 4.34 | 4.95 | 1596 | 0.95 |
| | 2.0+2.0+2.0 | 1.53 | 1.53 | 1.53 | --- | 1.34 | 4.60 | 5.07 | 0.32 | 0.91 | 1.02 | 1.4 | 4.0 | 4.5 | 99 | 5.05 | A | A+ | 4.34 | 4.95 | 1596 | 0.95 |
| | 2.0+2.0+2.5 | 1.42 | 1.42 | 1.77 | --- | 1.34 | 4.60 | 5.07 | 0.32 | 0.91 | 1.02 | 1.4 | 4.0 | 4.5 | 99 | 5.05 | A | A+ | 4.35 | 4.95 | 1594 | 0.95 |
| | 2.0+2.5+2.5 | 1.31 | 1.64 | 1.64 | --- | 1.45 | 4.60 | 5.07 | 0.32 | 0.91 | 1.02 | 1.4 | 4.0 | 4.5 | 99 | 5.05 | A | A+ | 4.36 | 4.95 | 1590 | 0.94 |

Notes:
1. Cooling capacity is based on 27°CDB/19°CWB (Indoor temperature). 35°CDB (Outdoor temperature).
   Heating capacity is based on 20°CDB (Indoor temperature). 7°CDB/6°CWB (Outdoor temperature).
2. The total ability of connected indoor unit is up to 7.0kW.
3. It is impossible to connect the indoor unit for one room only.
4. The above is the value for connecting with the following indoor units.
   1.5kW: wall mounted CTXS-K series; 2.0, 2.5, 3.5kW: wall mounted FTXS-K series

# Combination tables

## Cooling

| Outdoor unit | Indoor unit | Cooling capacity (kW) | | | | Total capacity (kW) | | | Power input (kW) | | | Total current (A) | | | Power factor (%) | EER | Energy label | AEC (kWh) | Seasonal data | | | |
|---|---|---|---|---|---|---|---|---|---|---|---|---|---|---|---|---|---|---|---|---|---|---|
| | | A room | B room | C room | D room | Min. | Nom. | Max. | Min. | Nom. | Max. | Min. | Nom. | Max. | | | | | Label | SEER | Pdesign | AEC |
| 3MXS52E4V1B | 1.5+1.5 | 1.50 | 1.50 | --- | --- | 1.88 | 3.00 | 4.72 | 0.35 | 0.61 | 1.30 | 1.5 | 2.7 | 5.7 | 99 | 4.92 | A | 305 | A++ | 6.55 | 3.00 | 161 |
| | 1.5+2.0 | 1.50 | 2.00 | --- | --- | 1.88 | 3.50 | 4.72 | 0.35 | 0.77 | 1.30 | 1.5 | 3.4 | 5.7 | 99 | 4.55 | A | 385 | A++ | 6.77 | 3.50 | 182 |
| | 1.5+2.5 | 1.50 | 2.50 | --- | --- | 1.88 | 4.00 | 5.68 | 0.35 | 0.95 | 1.91 | 1.5 | 4.2 | 8.4 | 99 | 4.21 | A | 475 | A++ | 6.86 | 4.00 | 205 |
| | 1.5+3.5 | 1.50 | 3.50 | --- | --- | 1.88 | 5.00 | 5.99 | 0.35 | 1.45 | 2.17 | 1.5 | 6.4 | 9.5 | 99 | 3.45 | A | 725 | A++ | 6.76 | 5.00 | 259 |
| | 1.5+4.2 | 1.37 | 3.83 | --- | --- | 1.88 | 5.20 | 6.08 | 0.35 | 1.55 | 2.25 | 1.5 | 6.8 | 9.9 | 99 | 3.35 | A | 775 | A++ | 6.81 | 5.20 | 268 |
| | 1.5+5.0 | 1.20 | --- | 4.00 | --- | 1.88 | 5.20 | 6.29 | 0.35 | 1.46 | 2.27 | 1.5 | 6.4 | 10.0 | 99 | 3.56 | A | 730 | A++ | 6.79 | 5.20 | 269 |
| | 2.0+2.0 | 2.00 | 2.00 | --- | --- | 1.88 | 4.00 | 5.96 | 0.35 | 0.95 | 1.91 | 1.5 | 4.2 | 8.4 | 99 | 4.21 | A | 475 | A++ | 6.90 | 4.00 | 203 |
| | 2.0+2.5 | 2.00 | 2.50 | --- | --- | 1.88 | 4.50 | 6.23 | 0.35 | 1.18 | 2.14 | 1.5 | 5.2 | 9.4 | 99 | 3.81 | A | 590 | A++ | 6.90 | 4.50 | 229 |
| | 2.0+3.5 | 1.89 | 3.31 | --- | --- | 1.88 | 5.20 | 6.24 | 0.35 | 1.55 | 2.07 | 1.5 | 6.8 | 9.1 | 99 | 3.35 | A | 775 | A++ | 6.83 | 5.20 | 267 |
| | 2.0+4.2 | 1.68 | 3.52 | --- | --- | 1.88 | 5.20 | 6.25 | 0.35 | 1.55 | 2.07 | 1.5 | 6.8 | 9.1 | 99 | 3.35 | A | 775 | A++ | 6.85 | 5.20 | 266 |
| | 2.0+5.0 | 1.49 | --- | 3.71 | --- | 1.88 | 5.20 | 6.47 | 0.35 | 1.42 | 2.15 | 1.5 | 6.2 | 9.4 | 99 | 3.66 | A | 710 | A++ | 6.83 | 5.20 | 267 |
| | 2.5+2.5 | 2.50 | 2.50 | --- | --- | 1.88 | 5.00 | 6.23 | 0.35 | 1.45 | 2.14 | 1.5 | 6.4 | 9.4 | 99 | 3.45 | A | 725 | A++ | 6.93 | 5.00 | 253 |
| | 2.5+3.5 | 2.17 | 3.03 | --- | --- | 1.88 | 5.20 | 6.35 | 0.35 | 1.55 | 2.25 | 1.5 | 6.8 | 9.9 | 99 | 3.35 | A | 775 | A++ | 6.83 | 5.20 | 267 |
| | 2.5+4.2 | 1.94 | 3.26 | --- | --- | 1.88 | 5.20 | 6.36 | 0.35 | 1.55 | 2.25 | 1.5 | 6.8 | 9.9 | 99 | 3.35 | A | 775 | A++ | 6.85 | 5.20 | 266 |
| | 2.5+5.0 | 1.73 | --- | 3.47 | --- | 1.88 | 5.20 | 6.47 | 0.35 | 1.42 | 2.07 | 1.5 | 6.2 | 9.1 | 99 | 3.66 | A | 710 | A++ | 6.85 | 5.20 | 266 |
| | 3.5+3.5 | 2.60 | 2.60 | --- | --- | 1.88 | 5.20 | 6.40 | 0.35 | 1.55 | 2.25 | 1.5 | 6.8 | 9.9 | 99 | 3.35 | A | 775 | A++ | 6.72 | 5.20 | 271 |
| | 3.5+4.2 | 2.36 | 2.84 | --- | --- | 1.88 | 5.20 | 6.41 | 0.35 | 1.55 | 2.25 | 1.5 | 6.8 | 9.9 | 99 | 3.35 | A | 775 | A++ | 6.72 | 5.20 | 271 |
| | 3.5+5.0 | 2.14 | --- | 3.06 | --- | 1.88 | 5.21 | 6.49 | 0.35 | 1.42 | 2.09 | 1.5 | 6.2 | 9.2 | 99 | 3.67 | A | 710 | A++ | 6.72 | 5.20 | 271 |
| | 4.2+4.2 | 2.60 | 2.60 | --- | --- | 1.88 | 5.20 | 6.42 | 0.35 | 1.55 | 2.25 | 1.5 | 6.8 | 9.9 | 99 | 3.35 | A | 775 | A++ | 6.72 | 5.20 | 271 |
| | 1.5+1.5+1.5 | 1.50 | 1.50 | 1.50 | --- | 1.86 | 4.50 | 6.71 | 0.35 | 0.97 | 2.16 | 1.5 | 4.3 | 9.5 | 99 | 4.64 | A | 485 | A++ | 7.06 | 4.50 | 223 |
| | 1.5+1.5+2.0 | 1.50 | 1.50 | 2.00 | --- | 1.86 | 5.00 | 6.71 | 0.35 | 1.18 | 2.16 | 1.5 | 5.2 | 9.5 | 99 | 4.24 | A | 590 | A++ | 7.15 | 5.00 | 245 |
| | 1.5+1.5+2.5 | 1.42 | 1.42 | 2.36 | --- | 1.86 | 5.20 | 6.71 | 0.35 | 1.24 | 2.16 | 1.5 | 5.4 | 9.5 | 99 | 4.19 | A | 620 | A++ | 7.17 | 5.20 | 254 |
| | 1.5+1.5+3.5 | 1.20 | 1.20 | 2.80 | --- | 1.95 | 5.20 | 6.72 | 0.35 | 1.24 | 2.16 | 1.5 | 5.4 | 9.5 | 99 | 4.19 | A | 620 | A++ | 7.05 | 5.20 | 259 |
| | 1.5+1.5+4.2 | 1.08 | 1.08 | 3.03 | --- | 1.95 | 5.20 | 6.73 | 0.35 | 1.24 | 2.16 | 1.5 | 5.4 | 9.5 | 99 | 4.19 | A | 620 | A++ | 7.05 | 5.20 | 259 |
| | 1.5+1.5+5.0 | 0.98 | 0.98 | 3.25 | --- | 2.11 | 5.20 | 6.90 | 0.35 | 1.21 | 2.17 | 1.5 | 5.3 | 9.5 | 99 | 4.30 | A | 605 | A++ | 7.05 | 5.20 | 259 |
| | 1.5+2.0+2.0 | 1.42 | 1.89 | 1.89 | --- | 1.86 | 5.20 | 6.71 | 0.35 | 1.24 | 2.16 | 1.5 | 5.4 | 9.5 | 99 | 4.19 | A | 620 | A++ | 7.20 | 5.20 | 253 |
| | 1.5+2.0+2.5 | 1.30 | 1.73 | 2.17 | --- | 1.86 | 5.20 | 6.71 | 0.35 | 1.24 | 2.16 | 1.5 | 5.4 | 9.5 | 99 | 4.19 | A | 620 | A++ | 7.20 | 5.20 | 253 |
| | 1.5+2.0+3.5 | 1.11 | 1.49 | 2.60 | --- | 1.95 | 5.20 | 6.72 | 0.35 | 1.24 | 2.16 | 1.5 | 5.4 | 9.5 | 99 | 4.19 | A | 620 | A++ | 7.07 | 5.20 | 258 |
| | 1.5+2.0+4.2 | 1.01 | 1.35 | 2.84 | --- | 1.95 | 5.20 | 6.73 | 0.35 | 1.24 | 2.16 | 1.5 | 5.4 | 9.5 | 99 | 4.19 | A | 620 | A++ | 7.06 | 5.20 | 258 |
| | 1.5+2.0+5.0 | 0.92 | 1.22 | 3.06 | --- | 2.11 | 5.20 | 6.90 | 0.35 | 1.21 | 2.17 | 1.5 | 5.3 | 9.5 | 99 | 4.30 | A | 605 | A++ | 7.07 | 5.20 | 258 |
| | 1.5+2.5+2.5 | 1.20 | 2.00 | 2.00 | --- | 1.86 | 5.20 | 6.71 | 0.35 | 1.24 | 2.16 | 1.5 | 5.4 | 9.5 | 99 | 4.19 | A | 620 | A++ | 7.20 | 5.20 | 253 |
| | 1.5+2.5+3.5 | 1.04 | 1.73 | 2.43 | --- | 1.95 | 5.20 | 6.72 | 0.35 | 1.24 | 2.16 | 1.5 | 5.4 | 9.5 | 99 | 4.19 | A | 620 | A++ | 7.06 | 5.20 | 258 |
| | 1.5+2.5+4.2 | 0.95 | 1.59 | 2.66 | --- | 1.95 | 5.20 | 6.73 | 0.35 | 1.24 | 2.16 | 1.5 | 5.4 | 9.5 | 99 | 4.19 | A | 620 | A++ | 7.06 | 5.20 | 258 |
| | 1.5+2.5+5.0 | 0.87 | 1.44 | 2.89 | --- | 2.11 | 5.20 | 6.90 | 0.35 | 1.21 | 2.17 | 1.5 | 5.3 | 9.5 | 99 | 4.30 | A | 605 | A++ | 7.06 | 5.20 | 258 |
| | 1.5+3.5+3.5 | 0.92 | 2.14 | 2.14 | --- | 1.86 | 5.20 | 6.73 | 0.35 | 1.24 | 2.16 | 1.5 | 5.4 | 9.5 | 99 | 4.19 | A | 620 | A++ | 6.93 | 5.20 | 263 |
| | 2.0+2.0+2.0 | 1.73 | 1.73 | 1.73 | --- | 1.86 | 5.19 | 7.04 | 0.35 | 1.24 | 2.16 | 1.5 | 5.4 | 9.5 | 99 | 4.19 | A | 620 | A++ | 7.22 | 5.19 | 252 |
| | 2.0+2.0+2.5 | 1.60 | 1.60 | 1.99 | --- | 1.86 | 5.19 | 7.04 | 0.35 | 1.24 | 2.16 | 1.5 | 5.4 | 9.5 | 99 | 4.19 | A | 620 | A++ | 7.23 | 5.19 | 252 |
| | 2.0+2.0+3.5 | 1.38 | 1.38 | 2.43 | --- | 1.95 | 5.19 | 7.06 | 0.37 | 1.24 | 2.16 | 1.6 | 5.4 | 9.5 | 99 | 4.19 | A | 620 | A++ | 7.08 | 5.19 | 257 |
| | 2.0+2.0+4.2 | 1.27 | 1.27 | 2.66 | --- | 1.95 | 5.20 | 7.07 | 0.37 | 1.24 | 2.16 | 1.6 | 5.4 | 9.5 | 99 | 4.19 | A | 620 | A++ | 7.09 | 5.20 | 257 |
| | 2.0+2.0+5.0 | 1.16 | 1.16 | 2.88 | --- | 2.11 | 5.20 | 7.30 | 0.38 | 1.22 | 2.26 | 1.7 | 5.4 | 9.9 | 99 | 4.26 | A | 610 | A++ | 7.08 | 5.20 | 258 |
| | 2.0+2.5+2.5 | 1.49 | 1.85 | 1.85 | --- | 1.86 | 5.19 | 7.04 | 0.35 | 1.24 | 2.16 | 1.5 | 5.4 | 9.5 | 99 | 4.19 | A | 620 | A++ | 7.23 | 5.19 | 252 |
| | 2.0+2.5+3.5 | 1.30 | 1.63 | 2.27 | --- | 1.95 | 5.20 | 7.06 | 0.37 | 1.24 | 2.16 | 1.6 | 5.4 | 9.5 | 99 | 4.19 | A | 620 | A++ | 7.08 | 5.20 | 258 |
| | 2.0+2.5+4.2 | 1.20 | 1.49 | 2.51 | --- | 1.95 | 5.20 | 7.07 | 0.37 | 1.24 | 2.16 | 1.6 | 5.4 | 9.5 | 99 | 4.19 | A | 620 | A++ | 7.09 | 5.20 | 257 |
| | 2.0+3.5+3.5 | 1.16 | 2.02 | 2.02 | --- | 1.95 | 5.20 | 7.07 | 0.37 | 1.24 | 2.16 | 1.6 | 5.4 | 9.5 | 99 | 4.19 | A | 620 | A++ | 6.94 | 5.20 | 263 |
| | 2.5+2.5+2.5 | 1.73 | 1.73 | 1.73 | --- | 1.95 | 5.19 | 7.04 | 0.37 | 1.24 | 2.16 | 1.6 | 5.4 | 9.5 | 99 | 4.19 | A | 620 | A++ | 7.23 | 5.19 | 252 |
| | 2.5+2.5+3.5 | 1.53 | 1.53 | 2.14 | --- | 1.95 | 5.20 | 7.06 | 0.37 | 1.23 | 2.16 | 1.6 | 5.4 | 9.5 | 99 | 4.23 | A | 615 | A++ | 7.09 | 5.20 | 257 |

Notes:
1. Cooling capacity is based on 27°CDB/19°CWB (Indoor temperature). 35°CDB (Outdoor Temperature).
   Heating capacity is based on 20°CDB (Indoor temperature). 7°DB/6°CWB (Outdoor temperature).
2. The total ability of connected indoor unit is up to 9.0kW.
3. It is impossible to connect the indoor unit for one room only.
4. The above is the value for connecting with the following indoor units.
   1.5kW: wall mounted CTXS-K series; 2.0, 2.5, 3.5, 4.2, 5.0kW: wall mounted FTXS-K series

# Combination tables

## Heating

| Outdoor unit | Indoor unit | Heating capacity (kW) | | | | Total capacity (kW) | | | Power input (kW) | | | Total current (A) | | | Power factor (%) | COP | Energy label | Seasonal data | | | | |
|---|---|---|---|---|---|---|---|---|---|---|---|---|---|---|---|---|---|---|---|---|---|---|
| | | A room | B room | C room | D room | Min. | Nom. | Max. | Min. | Nom. | Max. | Min. | Nom. | Max. | | | | Label | SCOP | Pdesign | AEC | Back-up heater capacity at -10°C |
| 3MXS52E4V1B | 1.5+1.5 | 1.81 | 1.81 | --- | --- | 1.28 | 3.62 | 5.81 | 0.31 | 0.81 | 1.64 | 1.4 | 3.6 | 7.2 | 99 | 4.47 | A | A+ | 4.09 | 3.59 | 1229 | 0.68 |
| | 1.5+2.0 | 1.74 | 2.33 | --- | --- | 1.28 | 4.07 | 5.81 | 0.31 | 0.94 | 1.64 | 1.4 | 4.1 | 7.2 | 99 | 4.33 | A | A+ | 4.12 | 3.61 | 1227 | 0.68 |
| | 1.5+2.5 | 1.70 | 2.83 | --- | --- | 1.28 | 4.53 | 6.93 | 0.31 | 1.07 | 2.28 | 1.4 | 4.7 | 10.0 | 99 | 4.23 | A | A+ | 4.04 | 4.73 | 1640 | 0.91 |
| | 1.5+3.5 | 1.63 | 3.79 | --- | --- | 1.28 | 5.42 | 6.96 | 0.31 | 1.37 | 2.28 | 1.4 | 6.0 | 10.0 | 99 | 3.96 | A | A+ | 4.17 | 4.84 | 1624 | 0.93 |
| | 1.5+4.2 | 1.59 | 4.46 | --- | --- | 1.28 | 6.05 | 6.98 | 0.31 | 1.64 | 2.27 | 1.4 | 7.2 | 10.0 | 99 | 3.69 | A | A+ | 4.18 | 4.85 | 1625 | 0.93 |
| | 1.5+5.0 | 1.56 | --- | 5.21 | --- | 1.27 | 6.77 | 7.20 | 0.31 | 1.83 | 2.32 | 1.4 | 8.0 | 10.2 | 99 | 3.70 | A | A+ | 4.16 | 4.83 | 1626 | 0.93 |
| | 2.0+2.0 | 3.05 | 3.05 | --- | --- | 1.28 | 6.10 | 7.00 | 0.31 | 1.70 | 2.28 | 1.4 | 7.5 | 10.0 | 99 | 3.59 | B | A+ | 4.05 | 4.75 | 1641 | 0.92 |
| | 2.0+2.5 | 2.78 | 3.47 | --- | --- | 1.28 | 6.25 | 7.00 | 0.31 | 1.75 | 2.28 | 1.4 | 7.7 | 10.0 | 99 | 3.57 | B | A+ | 4.07 | 4.76 | 1636 | 0.92 |
| | 2.0+3.5 | 2.38 | 4.17 | --- | --- | 1.34 | 6.55 | 7.04 | 0.31 | 1.86 | 2.28 | 1.4 | 8.2 | 10.0 | 99 | 3.52 | B | A+ | 4.23 | 4.86 | 1609 | 0.93 |
| | 2.0+4.2 | 2.16 | 4.54 | --- | --- | 1.34 | 6.70 | 7.05 | 0.31 | 1.93 | 2.27 | 1.4 | 8.5 | 10.0 | 99 | 3.47 | B | A+ | 4.24 | 4.87 | 1610 | 0.94 |
| | 2.0+5.0 | 1.94 | --- | 4.86 | --- | 1.39 | 6.80 | 7.20 | 0.31 | 1.87 | 2.32 | 1.4 | 8.2 | 10.2 | 99 | 3.64 | A | A+ | 4.18 | 4.85 | 1625 | 0.93 |
| | 2.5+2.5 | 3.25 | 3.25 | --- | --- | 1.28 | 6.50 | 7.00 | 0.31 | 1.86 | 2.31 | 1.4 | 8.2 | 10.1 | 99 | 3.49 | B | A+ | 4.08 | 4.77 | 1636 | 0.92 |
| | 2.5+3.5 | 2.79 | 3.91 | --- | --- | 1.34 | 6.70 | 7.19 | 0.31 | 1.93 | 2.36 | 1.4 | 8.5 | 10.4 | 99 | 3.47 | B | A+ | 4.24 | 4.87 | 1610 | 0.93 |
| | 2.5+4.2 | 2.54 | 4.26 | --- | --- | 1.34 | 6.80 | 7.21 | 0.31 | 1.93 | 2.35 | 1.4 | 8.5 | 10.3 | 99 | 3.52 | B | A+ | 4.25 | 4.88 | 1608 | 0.94 |
| | 2.5+5.0 | 2.27 | --- | 4.53 | --- | 1.45 | 6.80 | 7.35 | 0.31 | 1.87 | 2.32 | 1.4 | 8.2 | 10.2 | 99 | 3.64 | A | A+ | 4.23 | 4.86 | 1609 | 0.93 |
| | 3.5+3.5 | 3.40 | 3.40 | --- | --- | 1.40 | 6.80 | 7.22 | 0.31 | 1.97 | 2.35 | 1.4 | 8.7 | 10.3 | 99 | 3.45 | B | A+ | 4.37 | 4.93 | 1580 | 0.94 |
| | 3.5+4.2 | 3.09 | 3.71 | --- | --- | 1.40 | 6.80 | 7.24 | 0.31 | 1.97 | 2.35 | 1.4 | 8.7 | 10.3 | 99 | 3.45 | B | A+ | 4.37 | 4.93 | 1579 | 0.94 |
| | 3.5+5.0 | 2.80 | --- | 4.00 | --- | 1.45 | 6.80 | 7.50 | 0.31 | 1.83 | 2.31 | 1.4 | 8.0 | 10.1 | 99 | 3.72 | A | A+ | 4.36 | 4.92 | 1581 | 0.94 |
| | 4.2+4.2 | 3.40 | 3.40 | --- | --- | 1.40 | 6.80 | 7.26 | 0.31 | 1.96 | 2.34 | 1.4 | 8.6 | 10.3 | 99 | 3.47 | B | A+ | 4.42 | 4.94 | 1566 | 0.95 |
| | 1.5+1.5+1.5 | 1.66 | 1.66 | 1.66 | --- | 1.34 | 4.97 | 8.02 | 0.32 | 1.02 | 2.14 | 1.4 | 4.5 | 9.4 | 99 | 4.87 | A | A+ | 4.29 | 4.93 | 1609 | 0.94 |
| | 1.5+1.5+2.0 | 1.63 | 1.63 | 2.17 | --- | 1.34 | 5.42 | 8.02 | 0.32 | 1.12 | 2.14 | 1.4 | 4.9 | 9.4 | 99 | 4.84 | A | A+ | 4.31 | 4.94 | 1605 | 0.95 |
| | 1.5+1.5+2.5 | 1.60 | 1.60 | 2.67 | --- | 1.34 | 5.87 | 8.02 | 0.32 | 1.26 | 2.14 | 1.4 | 5.5 | 9.4 | 99 | 4.66 | A | A+ | 4.31 | 4.94 | 1603 | 0.94 |
| | 1.5+1.5+3.5 | 1.56 | 1.56 | 3.65 | --- | 1.45 | 6.77 | 8.05 | 0.32 | 1.56 | 2.14 | 1.4 | 6.9 | 9.4 | 99 | 4.34 | A | A+ | 4.39 | 4.95 | 1578 | 0.94 |
| | 1.5+1.5+4.2 | 1.42 | 1.42 | 3.97 | --- | 1.45 | 6.80 | 8.06 | 0.32 | 1.56 | 2.14 | 1.4 | 6.9 | 9.4 | 99 | 4.36 | A | A+ | 4.40 | 4.95 | 1576 | 0.95 |
| | 1.5+1.5+5.0 | 1.28 | 1.28 | 4.25 | --- | 1.67 | 6.80 | 8.27 | 0.32 | 1.64 | 2.11 | 1.4 | 7.2 | 9.3 | 99 | 4.15 | A | A+ | 4.39 | 4.95 | 1580 | 0.94 |
| | 1.5+2.0+2.0 | 1.60 | 2.13 | 2.13 | --- | 1.34 | 5.87 | 8.02 | 0.32 | 1.26 | 2.14 | 1.4 | 5.5 | 9.4 | 99 | 4.66 | A | A+ | 4.32 | 4.94 | 1602 | 0.94 |
| | 1.5+2.0+2.5 | 1.58 | 2.11 | 2.63 | --- | 1.34 | 6.32 | 8.02 | 0.32 | 1.41 | 2.14 | 1.4 | 6.2 | 9.4 | 99 | 4.48 | A | A+ | 4.36 | 4.94 | 1588 | 0.94 |
| | 1.5+2.0+3.5 | 1.46 | 1.94 | 3.40 | --- | 1.45 | 6.80 | 8.05 | 0.32 | 1.56 | 2.14 | 1.4 | 6.9 | 9.4 | 99 | 4.36 | A | A+ | 4.40 | 4.95 | 1575 | 0.95 |
| | 1.5+2.0+4.2 | 1.32 | 1.77 | 3.71 | --- | 1.45 | 6.80 | 8.06 | 0.32 | 1.56 | 2.14 | 1.4 | 6.9 | 9.4 | 99 | 4.36 | A | A+ | 4.43 | 4.94 | 1563 | 0.94 |
| | 1.5+2.0+5.0 | 1.20 | 1.60 | 4.00 | --- | 1.67 | 6.80 | 8.27 | 0.32 | 1.64 | 2.11 | 1.4 | 7.2 | 9.3 | 99 | 4.15 | A | A+ | 4.40 | 4.95 | 1576 | 0.95 |
| | 1.5+2.5+2.5 | 1.56 | 2.60 | 2.60 | --- | 1.34 | 6.77 | 8.02 | 0.32 | 1.57 | 2.14 | 1.4 | 6.9 | 9.4 | 99 | 4.31 | A | A+ | 4.34 | 4.95 | 1596 | 0.95 |
| | 1.5+2.5+3.5 | 1.36 | 2.27 | 3.17 | --- | 1.45 | 6.80 | 8.05 | 0.32 | 1.56 | 2.14 | 1.4 | 6.9 | 9.4 | 99 | 4.36 | A | A+ | 4.43 | 4.94 | 1563 | 0.94 |
| | 1.5+2.5+4.2 | 1.24 | 2.07 | 3.48 | --- | 1.45 | 6.80 | 8.06 | 0.32 | 1.56 | 2.14 | 1.4 | 6.9 | 9.4 | 99 | 4.36 | A | A+ | 4.42 | 4.94 | 1564 | 0.94 |
| | 1.5+2.5+5.0 | 1.13 | 1.89 | 3.78 | --- | 1.67 | 6.80 | 8.27 | 0.32 | 1.64 | 2.11 | 1.4 | 7.2 | 9.3 | 99 | 4.15 | A | A+ | 4.40 | 4.95 | 1575 | 0.95 |
| | 1.5+3.5+3.5 | 1.20 | 2.80 | 2.80 | --- | 1.34 | 6.80 | 8.08 | 0.32 | 1.56 | 2.14 | 1.4 | 6.9 | 9.4 | 99 | 4.36 | A | A+ | 4.47 | 4.90 | 1537 | 0.93 |
| | 2.0+2.0+2.0 | 2.26 | 2.26 | 2.26 | --- | 1.34 | 6.78 | 8.02 | 0.32 | 1.57 | 2.14 | 1.4 | 6.9 | 9.4 | 99 | 4.32 | A | A+ | 4.34 | 4.95 | 1596 | 0.95 |
| | 2.0+2.0+2.5 | 2.09 | 2.09 | 2.60 | --- | 1.34 | 6.78 | 8.02 | 0.32 | 1.57 | 2.14 | 1.4 | 6.9 | 9.4 | 99 | 4.32 | A | A+ | 4.35 | 4.95 | 1594 | 0.95 |
| | 2.0+2.0+3.5 | 1.80 | 1.80 | 3.18 | --- | 1.45 | 6.78 | 8.05 | 0.32 | 1.56 | 2.14 | 1.4 | 6.9 | 9.4 | 99 | 4.35 | A | A+ | 4.43 | 4.94 | 1562 | 0.94 |
| | 2.0+2.0+4.2 | 1.66 | 1.66 | 3.48 | --- | 1.45 | 6.80 | 8.06 | 0.32 | 1.56 | 2.14 | 1.4 | 6.9 | 9.4 | 99 | 4.36 | A | A+ | 4.44 | 4.94 | 1558 | 0.94 |
| | 2.0+2.0+5.0 | 1.51 | 1.51 | 3.78 | --- | 1.67 | 6.80 | 8.27 | 0.32 | 1.64 | 2.11 | 1.4 | 7.2 | 9.3 | 99 | 4.15 | A | A+ | 4.43 | 4.94 | 1563 | 0.94 |
| | 2.0+2.5+2.5 | 1.94 | 2.42 | 2.42 | --- | 1.34 | 6.78 | 8.02 | 0.32 | 1.57 | 2.14 | 1.4 | 6.9 | 9.4 | 99 | 4.32 | A | A+ | 4.36 | 4.95 | 1590 | 0.94 |
| | 2.0+2.5+3.5 | 1.70 | 2.13 | 2.98 | --- | 1.57 | 6.80 | 8.05 | 0.32 | 1.56 | 2.14 | 1.4 | 6.9 | 9.4 | 99 | 4.36 | A | A+ | 4.44 | 4.94 | 1557 | 0.94 |
| | 2.0+2.5+4.2 | 1.56 | 1.95 | 3.28 | --- | 1.56 | 6.80 | 8.06 | 0.32 | 1.56 | 2.14 | 1.4 | 6.9 | 9.4 | 99 | 4.36 | A | A+ | 4.44 | 4.94 | 1559 | 0.95 |
| | 2.0+3.5+3.5 | 1.52 | 2.64 | 2.64 | --- | 1.56 | 6.80 | 8.08 | 0.32 | 1.56 | 2.14 | 1.4 | 6.9 | 9.4 | 99 | 4.36 | A | A+ | 4.49 | 4.89 | 1525 | 0.94 |
| | 2.5+2.5+2.5 | 2.26 | 2.26 | 2.26 | --- | 1.45 | 6.78 | 8.02 | 0.32 | 1.57 | 2.14 | 1.4 | 6.9 | 9.4 | 99 | 4.32 | A | A+ | 4.40 | 4.95 | 1574 | 0.94 |
| | 2.5+2.5+3.5 | 2.00 | 2.00 | 2.80 | --- | 1.57 | 6.80 | 8.05 | 0.32 | 1.56 | 2.14 | 1.4 | 6.9 | 9.4 | 99 | 4.36 | A | A+ | 4.46 | 4.93 | 1549 | 0.94 |

Notes:
1. Cooling capacity is based on 27°CDB/19°CWB (Indoor temperature). 35°CDB (Outdoor Temperature).
   Heating capacity is based on 20°CDB (Indoor temperature). 7°DB/6°CWB (Outdoor temperature).
2. The total ability of connected indoor unit is up to 9.0kW.
3. It is impossible to connect the indoor unit for one room only.
4. The above is the value for connecting with the following indoor units.
   1.5kW: wall mounted CTXS-K series; 2.0, 2.5, 3.5, 4.2, 5.0kW: wall mounted FTXS-K series

# Combination tables

## Cooling

| Outdoor unit | Indoor unit | Cooling capacity (kW) | | | | Total capacity (kW) | | | Power input (kW) | | | Total current (A) | | | Power factor (%) | EER | Energy label | AEC (kWh) | Seasonal data | | | |
|---|---|---|---|---|---|---|---|---|---|---|---|---|---|---|---|---|---|---|---|---|---|---|
| | | A room | B room | C room | D room | Min. | Nom. | Max. | Min. | Nom. | Max. | Min. | Nom. | Max. | | | | | Label | SEER | Pdesign | AEC |
| 3MXS68G3V1B | 1.5+1.5 | 1.50 | 1.50 | --- | --- | 1.97 | 3.00 | 4.70 | 0.43 | 0.65 | 1.29 | 1.9 | 2.9 | 5.7 | 99 | 4.62 | A | 325 | B | 4.98 | 3.00 | 211 |
| | 1.5+2.0 | 1.50 | 2.00 | --- | --- | 1.97 | 3.50 | 4.86 | 0.43 | 0.80 | 1.37 | 1.9 | 3.5 | 6.0 | 99 | 4.38 | A | 400 | B | 5.09 | 3.50 | 241 |
| | 1.5+2.5 | 1.50 | 2.50 | --- | --- | 1.97 | 4.00 | 6.04 | 0.43 | 0.99 | 2.04 | 1.9 | 4.3 | 9.0 | 99 | 4.04 | A | 495 | A | 5.16 | 4.00 | 272 |
| | 1.5+3.5 | 1.50 | 3.50 | --- | --- | 1.97 | 5.00 | 6.25 | 0.42 | 1.39 | 2.20 | 1.8 | 6.1 | 9.7 | 99 | 3.60 | A | 695 | A | 5.14 | 5.00 | 341 |
| | 1.5+4.2 | 1.50 | 4.20 | --- | --- | 1.97 | 5.70 | 6.26 | 0.42 | 1.79 | 2.20 | 1.8 | 7.9 | 9.7 | 99 | 3.18 | B | 895 | A | 5.16 | 5.70 | 387 |
| | 1.5+5.0 | 1.50 | 5.00 | --- | --- | 1.97 | 6.50 | 7.06 | 0.41 | 2.22 | 2.60 | 1.8 | 9.7 | 11.4 | 99 | 2.93 | C | 1110 | B | 4.94 | 6.50 | 461 |
| | 1.5+6.0 | 1.36 | 5.44 | --- | --- | 1.98 | 6.80 | 7.38 | 0.40 | 2.26 | 2.60 | 1.8 | 9.9 | 11.4 | 99 | 3.01 | B | 1130 | A | 5.43 | 6.80 | 439 |
| | 2.0+2.0 | 2.00 | 2.00 | --- | --- | 1.97 | 4.00 | 5.02 | 0.43 | 1.00 | 1.45 | 1.9 | 4.4 | 6.4 | 99 | 4.00 | A | 500 | A | 5.18 | 4.00 | 271 |
| | 2.0+2.5 | 2.00 | 2.50 | --- | --- | 1.97 | 4.50 | 5.33 | 0.43 | 1.20 | 1.61 | 1.9 | 5.3 | 7.1 | 99 | 3.75 | A | 600 | A | 5.22 | 4.50 | 302 |
| | 2.0+3.5 | 2.00 | 3.50 | --- | --- | 1.97 | 5.50 | 6.18 | 0.42 | 1.66 | 2.15 | 1.8 | 7.3 | 9.4 | 99 | 3.31 | A | 830 | A | 5.23 | 5.50 | 368 |
| | 2.0+4.2 | 2.00 | 4.20 | --- | --- | 1.97 | 6.20 | 6.38 | 0.42 | 2.09 | 2.30 | 1.8 | 9.2 | 10.1 | 99 | 2.97 | C | 1045 | B | 5.08 | 6.20 | 428 |
| | 2.0+5.0 | 1.94 | 4.86 | --- | --- | 1.97 | 6.80 | 7.12 | 0.41 | 2.41 | 2.65 | 1.8 | 10.6 | 11.6 | 99 | 2.82 | C | 1205 | B | 4.93 | 6.80 | 483 |
| | 2.0+6.0 | 1.70 | 5.10 | --- | --- | 1.98 | 6.80 | 7.56 | 0.40 | 2.21 | 2.75 | 1.8 | 9.7 | 12.1 | 99 | 3.08 | B | 1105 | A | 5.49 | 6.80 | 434 |
| | 2.5+2.5 | 2.50 | 2.50 | --- | --- | 1.97 | 5.00 | 5.98 | 0.45 | 1.46 | 2.00 | 2.0 | 6.4 | 8.8 | 99 | 3.42 | A | 730 | A | 5.26 | 5.00 | 333 |
| | 2.5+3.5 | 2.50 | 3.50 | --- | --- | 1.97 | 6.00 | 6.44 | 0.43 | 2.06 | 2.37 | 1.9 | 9.0 | 10.4 | 99 | 2.91 | C | 1030 | A | 5.12 | 6.00 | 411 |
| | 2.5+4.2 | 2.50 | 4.20 | --- | --- | 1.97 | 6.70 | 6.81 | 0.43 | 2.54 | 2.67 | 1.9 | 11.2 | 11.7 | 99 | 2.64 | D | 1270 | B | 4.96 | 6.70 | 473 |
| | 2.5+5.0 | 2.27 | 4.53 | --- | --- | 1.97 | 6.80 | 7.23 | 0.40 | 2.41 | 2.75 | 1.8 | 10.6 | 12.1 | 99 | 2.82 | C | 1205 | B | 4.93 | 6.80 | 483 |
| | 2.5+6.0 | 2.00 | 4.80 | --- | --- | 1.98 | 6.80 | 7.56 | 0.38 | 2.21 | 2.75 | 1.7 | 9.7 | 12.1 | 99 | 3.08 | B | 1105 | A | 5.49 | 6.80 | 434 |
| | 3.5+3.5 | 3.40 | 3.40 | --- | --- | 1.97 | 6.80 | 6.99 | 0.41 | 2.51 | 2.66 | 1.8 | 11.0 | 11.7 | 99 | 2.71 | D | 1255 | B | 4.91 | 6.80 | 485 |
| | 3.5+4.2 | 3.09 | 3.71 | --- | --- | 1.97 | 6.80 | 7.10 | 0.41 | 2.51 | 2.76 | 1.8 | 11.0 | 12.1 | 99 | 2.71 | D | 1255 | B | 4.95 | 6.80 | 481 |
| | 3.5+5.0 | 2.80 | 4.00 | --- | --- | 1.97 | 6.80 | 7.61 | 0.38 | 2.41 | 3.12 | 1.7 | 10.6 | 13.7 | 99 | 2.82 | C | 1205 | B | 4.91 | 6.80 | 485 |
| | 3.5+6.0 | 2.51 | 4.29 | --- | --- | 2.28 | 6.80 | 7.91 | 0.43 | 2.21 | 3.06 | 1.9 | 9.7 | 13.4 | 99 | 3.08 | B | 1105 | A | 5.45 | 6.80 | 437 |
| | 4.2+4.2 | 3.40 | 3.40 | --- | --- | 1.97 | 6.80 | 7.00 | 0.41 | 2.51 | 2.66 | 1.8 | 11.0 | 11.7 | 99 | 2.71 | D | 1255 | B | 4.96 | 6.80 | 480 |
| | 4.2+5.0 | 3.10 | 3.70 | --- | --- | 1.97 | 6.80 | 7.62 | 0.38 | 2.41 | 3.12 | 1.7 | 10.6 | 13.7 | 99 | 2.82 | C | 1205 | B | 4.96 | 6.80 | 481 |
| | 4.2+6.0 | 2.80 | 4.00 | --- | --- | 2.28 | 6.80 | 7.92 | 0.43 | 2.21 | 3.06 | 1.9 | 9.7 | 13.4 | 99 | 3.08 | B | 1105 | A | 5.46 | 6.80 | 436 |
| | 5.0+5.0 | 3.40 | 3.40 | --- | --- | 2.36 | 6.80 | 8.06 | 0.47 | 2.31 | 3.35 | 2.1 | 10.1 | 14.7 | 99 | 2.94 | C | 1155 | B | 4.92 | 6.80 | 485 |
| | 5.0+6.0 | 3.09 | 3.71 | --- | --- | 2.49 | 6.80 | 8.28 | 0.48 | 2.12 | 3.28 | 2.1 | 9.3 | 14.4 | 99 | 3.21 | A | 1060 | A | 5.45 | 6.80 | 437 |
| | 1.5+1.5+1.5 | 1.50 | 1.50 | 1.50 | --- | 1.98 | 4.50 | 6.11 | 0.42 | 1.03 | 1.68 | 1.8 | 4.5 | 7.4 | 99 | 4.37 | A | 515 | A | 5.27 | 4.50 | 300 |
| | 1.5+1.5+2.0 | 1.50 | 1.50 | 2.00 | --- | 1.98 | 5.00 | 6.19 | 0.42 | 1.21 | 1.72 | 1.8 | 5.3 | 7.6 | 99 | 4.13 | A | 605 | A | 5.37 | 5.00 | 327 |
| | 1.5+1.5+2.5 | 1.50 | 1.50 | 2.50 | --- | 1.98 | 5.50 | 6.74 | 0.42 | 1.44 | 2.03 | 1.8 | 6.3 | 8.9 | 99 | 3.82 | A | 720 | A | 5.42 | 5.50 | 355 |
| | 1.5+1.5+3.5 | 1.50 | 1.50 | 3.50 | --- | 1.98 | 6.50 | 7.11 | 0.41 | 1.94 | 2.26 | 1.8 | 8.5 | 9.9 | 99 | 3.35 | A | 970 | A | 5.33 | 6.50 | 427 |
| | 1.5+1.5+4.2 | 1.42 | 1.42 | 3.97 | --- | 1.98 | 6.80 | 7.32 | 0.41 | 2.12 | 2.40 | 1.8 | 9.3 | 10.5 | 99 | 3.21 | A | 1060 | A | 5.31 | 6.80 | 449 |
| | 1.5+1.5+5.0 | 1.28 | 1.28 | 4.25 | --- | 1.98 | 6.80 | 7.72 | 0.39 | 2.02 | 2.59 | 1.7 | 8.9 | 11.4 | 99 | 3.37 | A | 1010 | A | 5.30 | 6.80 | 450 |
| | 1.5+1.5+6.0 | 1.13 | 1.13 | 4.53 | --- | 2.33 | 6.80 | 8.04 | 0.44 | 1.88 | 2.59 | 1.9 | 8.3 | 11.4 | 99 | 3.62 | A | 940 | A+ | 5.75 | 6.80 | 415 |
| | 1.5+2.0+2.0 | 1.50 | 2.00 | 2.00 | --- | 1.98 | 5.50 | 6.35 | 0.42 | 1.44 | 1.81 | 1.8 | 6.3 | 7.9 | 99 | 3.82 | A | 720 | A | 5.46 | 5.50 | 353 |
| | 1.5+2.0+2.5 | 1.50 | 2.00 | 2.50 | --- | 1.98 | 6.00 | 6.74 | 0.42 | 1.68 | 2.03 | 1.8 | 7.4 | 8.9 | 99 | 3.57 | A | 840 | A | 5.51 | 6.00 | 382 |
| | 1.5+2.0+3.5 | 1.46 | 1.94 | 3.40 | --- | 1.98 | 6.80 | 7.11 | 0.41 | 2.12 | 2.26 | 1.8 | 9.3 | 9.9 | 99 | 3.21 | A | 1060 | A | 5.34 | 6.80 | 446 |
| | 1.5+2.0+4.2 | 1.32 | 1.77 | 3.71 | --- | 1.98 | 6.80 | 7.32 | 0.41 | 2.12 | 2.40 | 1.8 | 9.3 | 10.5 | 99 | 3.21 | A | 1060 | A | 5.38 | 6.80 | 443 |
| | 1.5+2.0+5.0 | 1.20 | 1.60 | 4.00 | --- | 1.98 | 6.80 | 7.72 | 0.39 | 2.02 | 2.59 | 1.7 | 8.9 | 11.4 | 99 | 3.37 | A | 1010 | A | 5.35 | 6.80 | 446 |
| | 1.5+2.0+6.0 | 1.07 | 1.43 | 4.29 | --- | 2.33 | 6.80 | 8.04 | 0.44 | 1.88 | 2.59 | 1.9 | 8.3 | 11.4 | 99 | 3.62 | A | 940 | A+ | 5.81 | 6.80 | 410 |
| | 1.5+2.5+2.5 | 1.50 | 2.50 | 2.50 | --- | 1.98 | 6.50 | 6.96 | 0.41 | 1.94 | 2.16 | 1.8 | 8.5 | 9.5 | 99 | 3.35 | A | 970 | A | 5.45 | 6.50 | 418 |
| | 1.5+2.5+3.5 | 1.36 | 2.27 | 3.17 | --- | 1.98 | 6.80 | 7.45 | 0.39 | 2.12 | 2.50 | 1.7 | 9.3 | 11.0 | 99 | 3.21 | A | 1060 | A | 5.38 | 6.80 | 443 |
| | 1.5+2.5+4.2 | 1.24 | 2.07 | 3.48 | --- | 1.98 | 6.80 | 7.66 | 0.39 | 2.12 | 2.64 | 1.7 | 9.3 | 11.6 | 99 | 3.21 | A | 1060 | A | 5.38 | 6.80 | 443 |
| | 1.5+2.5+5.0 | 1.13 | 1.89 | 3.78 | --- | 1.98 | 6.80 | 7.79 | 0.39 | 2.02 | 2.64 | 1.7 | 8.9 | 11.6 | 99 | 3.37 | A | 1010 | A | 5.38 | 6.80 | 443 |
| | 1.5+2.5+6.0 | 1.02 | 1.70 | 4.08 | --- | 2.33 | 6.80 | 8.25 | 0.45 | 1.88 | 2.74 | 2.0 | 8.3 | 12.0 | 99 | 3.62 | A | 940 | A+ | 5.81 | 6.80 | 410 |
| | 1.5+3.5+3.5 | 1.20 | 2.80 | 2.80 | --- | 1.98 | 6.80 | 7.46 | 0.40 | 2.12 | 2.50 | 1.8 | 9.3 | 11.0 | 99 | 3.21 | A | 1060 | A | 5.32 | 6.80 | 448 |
| | 1.5+3.5+4.2 | 1.11 | 2.59 | 3.10 | --- | 1.98 | 6.80 | 7.67 | 0.40 | 2.12 | 2.64 | 1.8 | 9.3 | 11.6 | 99 | 3.21 | A | 1060 | A | 5.33 | 6.80 | 447 |
| | 1.5+3.5+5.0 | 1.02 | 2.38 | 3.40 | --- | 2.30 | 6.80 | 8.29 | 0.44 | 2.02 | 3.06 | 1.9 | 8.9 | 13.4 | 99 | 3.37 | A | 1010 | A | 5.33 | 6.80 | 447 |
| | 1.5+3.5+6.0 | 0.93 | 2.16 | 3.71 | --- | 2.33 | 6.80 | 9.04 | 0.45 | 1.88 | 3.44 | 2.0 | 8.3 | 15.1 | 99 | 3.62 | A | 940 | A+ | 5.75 | 6.80 | 414 |
| | 1.5+4.2+4.2 | 1.03 | 2.88 | 2.88 | --- | 1.98 | 6.80 | 8.10 | 0.40 | 2.12 | 3.01 | 1.8 | 9.3 | 13.2 | 99 | 3.21 | A | 1060 | A | 5.35 | 6.80 | 446 |
| | 1.5+4.2+5.0 | 0.95 | 2.67 | 3.18 | --- | 2.30 | 6.80 | 8.68 | 0.44 | 2.02 | 3.45 | 1.9 | 8.9 | 15.2 | 99 | 3.37 | A | 1010 | A | 5.33 | 6.80 | 447 |
| | 2.0+2.0+2.0 | 2.00 | 2.00 | 2.00 | --- | 1.98 | 6.00 | 6.51 | 0.42 | 1.64 | 1.89 | 1.8 | 7.2 | 8.3 | 99 | 3.66 | A | 820 | A | 5.53 | 6.00 | 380 |
| | 2.0+2.0+2.5 | 2.00 | 2.00 | 2.50 | --- | 1.98 | 6.50 | 6.89 | 0.42 | 1.89 | 2.12 | 1.8 | 8.3 | 9.3 | 99 | 3.44 | A | 945 | A | 5.49 | 6.50 | 415 |
| | 2.0+2.0+3.5 | 1.81 | 1.81 | 3.18 | --- | 1.98 | 6.80 | 7.25 | 0.41 | 2.07 | 2.35 | 1.8 | 9.1 | 10.3 | 99 | 3.29 | A | 1035 | A | 5.41 | 6.80 | 440 |
| | 2.0+2.0+4.2 | 1.66 | 1.66 | 3.48 | --- | 1.98 | 6.80 | 7.46 | 0.41 | 2.07 | 2.50 | 1.8 | 9.1 | 11.0 | 99 | 3.29 | A | 1035 | A | 5.42 | 6.80 | 440 |
| | 2.0+2.0+5.0 | 1.51 | 1.51 | 3.78 | --- | 1.98 | 6.80 | 7.85 | 0.39 | 2.02 | 2.69 | 1.7 | 8.9 | 11.8 | 99 | 3.37 | A | 1010 | A | 5.41 | 6.80 | 440 |
| | 2.0+2.0+6.0 | 1.36 | 1.36 | 4.08 | --- | 2.33 | 6.80 | 8.11 | 0.44 | 1.83 | 2.64 | 1.9 | 8.0 | 11.6 | 99 | 3.72 | A | 915 | A+ | 5.86 | 6.80 | 406 |
| | 2.0+2.5+2.5 | 1.94 | 2.43 | 2.43 | --- | 1.98 | 6.80 | 7.10 | 0.41 | 2.07 | 2.26 | 1.8 | 9.1 | 9.9 | 99 | 3.29 | A | 1035 | A | 5.46 | 6.80 | 437 |
| | 2.0+2.5+3.5 | 1.70 | 2.13 | 2.97 | --- | 1.98 | 6.80 | 7.59 | 0.39 | 2.07 | 2.59 | 1.7 | 9.1 | 11.4 | 99 | 3.29 | A | 1035 | A | 5.42 | 6.80 | 440 |
| | 2.0+2.5+4.2 | 1.56 | 1.95 | 3.29 | --- | 1.98 | 6.80 | 7.78 | 0.39 | 2.07 | 2.75 | 1.7 | 9.1 | 12.1 | 99 | 3.29 | A | 1035 | A | 5.42 | 6.80 | 439 |
| | 2.0+2.5+5.0 | 1.43 | 1.79 | 3.58 | --- | 1.98 | 6.80 | 7.92 | 0.39 | 2.02 | 2.74 | 1.7 | 8.9 | 12.0 | 99 | 3.37 | A | 1010 | A | 5.42 | 6.80 | 440 |
| | 2.0+2.5+6.0 | 1.30 | 1.62 | 3.88 | --- | 2.33 | 6.80 | 8.38 | 0.45 | 1.83 | 2.84 | 2.0 | 8.0 | 12.5 | 99 | 3.72 | A | 915 | A+ | 5.87 | 6.80 | 406 |
| | 2.0+3.5+3.5 | 1.52 | 2.64 | 2.64 | --- | 1.98 | 6.80 | 7.91 | 0.40 | 2.07 | 2.85 | 1.8 | 9.1 | 12.5 | 99 | 3.29 | A | 1035 | A | 5.36 | 6.80 | 444 |
| | 2.0+3.5+4.2 | 1.40 | 2.45 | 2.95 | --- | 1.98 | 6.80 | 8.09 | 0.40 | 2.07 | 3.01 | 1.8 | 9.1 | 13.2 | 99 | 3.29 | A | 1035 | A | 5.39 | 6.80 | 442 |
| | 2.0+3.5+5.0 | 1.30 | 2.27 | 3.23 | --- | 2.30 | 6.80 | 8.41 | 0.44 | 2.02 | 3.17 | 1.9 | 8.9 | 13.9 | 99 | 3.37 | A | 1010 | A | 5.36 | 6.80 | 444 |
| | 2.0+4.2+4.2 | 1.30 | 2.75 | 2.75 | --- | 1.98 | 6.80 | 8.21 | 0.40 | 2.07 | 3.11 | 1.8 | 9.1 | 13.7 | 99 | 3.29 | A | 1035 | A | 5.40 | 6.80 | 441 |
| | 2.5+2.5+2.5 | 2.26 | 2.26 | 2.26 | --- | 1.98 | 6.78 | 7.38 | 0.41 | 2.07 | 2.45 | 1.8 | 9.1 | 10.8 | 99 | 3.28 | A | 1035 | A | 5.47 | 6.78 | 434 |
| | 2.5+2.5+3.5 | 2.00 | 2.00 | 2.80 | --- | 1.98 | 6.80 | 7.78 | 0.39 | 2.07 | 2.75 | 1.7 | 9.1 | 12.1 | 99 | 3.29 | A | 1035 | A | 5.42 | 6.80 | 440 |
| | 2.5+2.5+4.2 | 1.85 | 1.85 | 3.10 | --- | 1.98 | 6.80 | 7.96 | 0.39 | 2.07 | 2.90 | 1.7 | 9.1 | 12.7 | 99 | 3.29 | A | 1035 | A | 5.43 | 6.80 | 439 |
| | 2.5+2.5+5.0 | 1.70 | 1.70 | 3.40 | --- | 2.30 | 6.80 | 8.28 | 0.44 | 2.02 | 3.06 | 1.9 | 8.9 | 13.4 | 99 | 3.37 | A | 1010 | A | 5.42 | 6.80 | 439 |
| | 2.5+2.5+6.0 | 1.55 | 1.55 | 3.70 | --- | 2.44 | 6.80 | 8.57 | 0.44 | 1.83 | 3.00 | 1.9 | 8.0 | 13.2 | 99 | 3.72 | A | 915 | A+ | 5.87 | 6.80 | 406 |
| | 2.5+3.5+3.5 | 1.78 | 2.51 | 2.51 | --- | 2.29 | 6.80 | 8.14 | 0.44 | 2.07 | 3.06 | 1.9 | 9.1 | 13.4 | 99 | 3.29 | A | 1035 | A | 5.37 | 6.80 | 444 |
| | 2.5+3.5+4.2 | 1.67 | 2.33 | 2.80 | --- | 2.29 | 6.80 | 8.26 | 0.44 | 2.07 | 3.17 | 1.9 | 9.1 | 13.9 | 99 | 3.29 | A | 1035 | A | 5.39 | 6.80 | 442 |
| | 2.5+3.5+5.0 | 1.55 | 2.16 | 3.09 | --- | 2.51 | 6.80 | 8.57 | 0.46 | 1.98 | 3.33 | 2.0 | 8.7 | 14.6 | 99 | 3.43 | A | 990 | A | 5.39 | 6.80 | 442 |
| | 2.5+4.2+4.2 | 1.56 | 2.62 | 2.62 | --- | 2.29 | 6.80 | 8.32 | 0.44 | 2.07 | 3.22 | 1.9 | 9.1 | 14.1 | 99 | 3.29 | A | 1035 | A | 5.41 | 6.80 | 441 |
| | 3.5+3.5+3.5 | 2.26 | 2.26 | 2.26 | --- | 2.40 | 6.78 | 8.42 | 0.43 | 2.07 | 3.33 | 1.9 | 9.1 | 14.6 | 99 | 3.28 | A | 1035 | A | 5.34 | 6.78 | 445 |

Notes:
1. Cooling capacity is based on 27°CDB/19°CWB (Indoor temperature). 35°CDB (Outdoor temperature).
   Heating capacity is based on 20°CDB (Indoor temperature). 7°CDB/6°CWB (Outdoor temperature).
2. The total ability of connected indoor unit is up to 11.0kW.
3. It is impossible to connect the indoor unit for one room only.
4. The above is the value for connecting with the following indoor units.
   1.5kW: wall mounted CTXS-K series; 2.0, 2.5, 3.5, 4.2, 5.0kW: wall mounted FTXS-K series
   6.0 kW class; wall mounted G series

# Combination tables

## Heating

| Outdoor unit | Indoor unit | Heating capacity (kW) | | | | Total capacity (kW) | | | Power input (kW) | | | Total current (A) | | | Power factor (%) | COP | Energy label | Seasonal data | | | | |
|---|---|---|---|---|---|---|---|---|---|---|---|---|---|---|---|---|---|---|---|---|---|---|
| | | A room | B room | C room | D room | Min. | Nom. | Max. | Min. | Nom. | Max. | Min. | Nom. | Max. | | | | Label | SCOP | Pdesign | AEC | Back-up heater capacity at -10°C |
| 3MXS68G3V1B | 1.5+1.5 | 2.90 | 2.90 | --- | --- | 1.62 | 5.80 | 7.10 | 0.38 | 1.57 | 1.99 | 1.7 | 6.9 | 8.7 | 99 | 3.69 | A | A | 3.83 | 3.67 | 1340 | 0.70 |
| | 1.5+2.0 | 2.64 | 3.51 | --- | --- | 1.62 | 6.15 | 7.10 | 0.38 | 1.72 | 1.99 | 1.7 | 7.6 | 8.7 | 99 | 3.58 | B | A | 3.82 | 3.77 | 1381 | 0.69 |
| | 1.5+2.5 | 2.44 | 4.06 | --- | --- | 1.62 | 6.50 | 7.64 | 0.38 | 1.89 | 2.24 | 1.7 | 8.3 | 9.8 | 99 | 3.44 | B | A | 3.83 | 3.82 | 1397 | 0.73 |
| | 1.5+3.5 | 2.16 | 5.04 | --- | --- | 1.76 | 7.20 | 8.17 | 0.39 | 2.25 | 2.55 | 1.7 | 9.9 | 11.2 | 99 | 3.20 | D | A | 3.85 | 4.24 | 1542 | 0.80 |
| | 1.5+4.2 | 2.02 | 5.67 | --- | --- | 1.76 | 7.69 | 8.51 | 0.39 | 2.51 | 2.79 | 1.7 | 11.0 | 12.3 | 99 | 3.06 | D | A | 3.82 | 4.28 | 1567 | 0.83 |
| | 1.5+5.0 | 1.90 | 6.35 | --- | --- | 2.14 | 8.25 | 9.98 | 0.48 | 2.63 | 3.16 | 2.1 | 11.6 | 13.9 | 99 | 3.14 | D | A | 3.85 | 4.20 | 1526 | 0.81 |
| | 1.5+6.0 | 1.72 | 6.88 | --- | --- | 2.41 | 8.60 | 10.17 | 0.51 | 2.51 | 2.90 | 2.2 | 11.0 | 12.7 | 99 | 3.43 | B | A | 3.89 | 4.68 | 1684 | 0.88 |
| | 2.0+2.0 | 3.25 | 3.25 | --- | --- | 1.62 | 6.50 | 7.64 | 0.38 | 1.87 | 2.25 | 1.7 | 8.2 | 9.9 | 99 | 3.48 | B | A | 3.83 | 3.88 | 1420 | 0.74 |
| | 2.0+2.5 | 3.04 | 3.81 | --- | --- | 1.62 | 6.85 | 7.81 | 0.38 | 2.05 | 2.33 | 1.7 | 9.0 | 10.2 | 99 | 3.34 | C | A | 3.83 | 3.93 | 1439 | 0.73 |
| | 2.0+3.5 | 2.71 | 4.74 | --- | --- | 1.76 | 7.45 | 8.34 | 0.39 | 2.34 | 2.64 | 1.7 | 10.3 | 11.6 | 99 | 3.18 | D | A | 3.83 | 4.34 | 1589 | 0.83 |
| | 2.0+4.2 | 2.58 | 5.42 | --- | --- | 1.76 | 8.00 | 8.68 | 0.39 | 2.64 | 2.89 | 1.7 | 11.6 | 12.7 | 99 | 3.03 | D | A | 3.82 | 4.38 | 1607 | 0.82 |
| | 2.0+5.0 | 2.46 | 6.14 | --- | --- | 2.14 | 8.60 | 10.15 | 0.48 | 2.80 | 3.26 | 2.1 | 12.3 | 14.3 | 99 | 3.07 | D | A | 3.83 | 4.30 | 1572 | 0.85 |
| | 2.0+6.0 | 2.15 | 6.45 | --- | --- | 2.41 | 8.60 | 10.34 | 0.51 | 2.43 | 2.98 | 2.2 | 10.7 | 13.1 | 99 | 3.54 | B | A | 3.91 | 4.77 | 1708 | 0.91 |
| | 2.5+2.5 | 3.60 | 3.60 | --- | --- | 1.62 | 7.20 | 8.16 | 0.38 | 2.24 | 2.56 | 1.7 | 9.8 | 11.2 | 99 | 3.21 | C | A | 3.84 | 3.98 | 1452 | 0.77 |
| | 2.5+3.5 | 3.29 | 4.61 | --- | --- | 1.85 | 7.90 | 8.68 | 0.40 | 2.58 | 2.89 | 1.8 | 11.3 | 12.7 | 99 | 3.06 | D | A | 3.82 | 4.39 | 1610 | 0.83 |
| | 2.5+4.2 | 3.10 | 5.20 | --- | --- | 1.85 | 8.30 | 8.93 | 0.40 | 2.80 | 3.07 | 1.8 | 12.3 | 13.5 | 99 | 2.96 | D | A | 3.85 | 4.42 | 1606 | 0.85 |
| | 2.5+5.0 | 2.87 | 5.73 | --- | --- | 2.23 | 8.60 | 10.27 | 0.49 | 2.80 | 3.36 | 2.2 | 12.3 | 14.8 | 99 | 3.07 | D | A | 3.83 | 4.34 | 1589 | 0.83 |
| | 2.5+6.0 | 2.53 | 6.07 | --- | --- | 2.50 | 8.60 | 10.46 | 0.53 | 2.43 | 3.01 | 2.3 | 10.7 | 13.2 | 99 | 3.54 | B | A | 3.90 | 4.81 | 1725 | 0.89 |
| | 3.5+3.5 | 4.30 | 4.30 | --- | --- | 2.13 | 8.60 | 9.02 | 0.45 | 2.93 | 3.11 | 2.0 | 12.9 | 13.7 | 99 | 2.94 | D | A | 3.90 | 4.77 | 1712 | 0.91 |
| | 3.5+4.2 | 3.91 | 4.69 | --- | --- | 2.13 | 8.60 | 9.11 | 0.45 | 2.92 | 3.16 | 2.0 | 12.8 | 13.9 | 99 | 2.95 | D | A | 3.91 | 4.80 | 1721 | 0.93 |
| | 3.5+5.0 | 3.54 | 5.06 | --- | --- | 2.51 | 8.60 | 10.48 | 0.54 | 2.79 | 3.40 | 2.4 | 12.3 | 14.9 | 99 | 3.08 | D | A | 3.90 | 4.73 | 1697 | 0.92 |
| | 3.5+6.0 | 3.17 | 5.43 | --- | --- | 2.69 | 8.60 | 10.59 | 0.55 | 2.42 | 3.00 | 2.4 | 10.6 | 13.2 | 99 | 3.55 | B | A | 3.99 | 5.17 | 1813 | 1.01 |
| | 4.2+4.2 | 4.30 | 4.30 | --- | --- | 2.13 | 8.60 | 9.19 | 0.45 | 2.92 | 3.20 | 2.0 | 12.8 | 14.1 | 99 | 2.95 | D | A | 3.90 | 4.84 | 1736 | 0.92 |
| | 4.2+5.0 | 3.93 | 4.67 | --- | --- | 2.51 | 8.60 | 10.49 | 0.54 | 2.79 | 3.47 | 2.4 | 12.3 | 15.2 | 99 | 3.08 | D | A | 3.90 | 4.76 | 1709 | 0.90 |
| | 4.2+6.0 | 3.54 | 5.06 | --- | --- | 2.69 | 8.60 | 10.60 | 0.54 | 2.42 | 3.03 | 2.4 | 10.6 | 13.3 | 99 | 3.55 | B | A+ | 4.01 | 5.20 | 1814 | 1.00 |
| | 5.0+5.0 | 4.30 | 4.30 | --- | --- | 2.88 | 8.60 | 10.67 | 0.63 | 2.70 | 3.38 | 2.8 | 11.9 | 14.8 | 99 | 3.19 | D | A | 3.88 | 4.69 | 1692 | 0.89 |
| | 5.0+6.0 | 3.91 | 4.69 | --- | --- | 3.08 | 8.60 | 10.66 | 0.64 | 2.39 | 2.96 | 2.8 | 10.5 | 13.0 | 99 | 3.60 | B | A | 3.99 | 5.13 | 1800 | 0.98 |
| | 1.5+1.5+1.5 | 2.28 | 2.28 | 2.28 | --- | 1.97 | 6.83 | 9.37 | 0.44 | 1.63 | 2.38 | 1.9 | 7.2 | 10.5 | 99 | 4.19 | A | A | 3.86 | 4.75 | 1725 | 0.89 |
| | 1.5+1.5+2.0 | 2.15 | 2.15 | 2.87 | --- | 1.97 | 7.18 | 9.37 | 0.44 | 1.77 | 2.38 | 1.9 | 7.8 | 10.5 | 99 | 4.06 | A | A | 3.89 | 4.84 | 1742 | 0.92 |
| | 1.5+1.5+2.5 | 2.06 | 2.06 | 3.43 | --- | 2.06 | 7.54 | 9.96 | 0.45 | 1.89 | 2.65 | 2.0 | 8.3 | 11.6 | 99 | 3.99 | A | A | 3.90 | 4.88 | 1751 | 0.95 |
| | 1.5+1.5+3.5 | 1.90 | 1.90 | 4.44 | --- | 2.26 | 8.25 | 10.05 | 0.47 | 2.23 | 2.80 | 2.1 | 9.8 | 12.3 | 99 | 3.70 | A | A | 3.96 | 5.23 | 1849 | 0.98 |
| | 1.5+1.5+4.2 | 1.79 | 1.79 | 5.02 | --- | 2.26 | 8.60 | 10.06 | 0.47 | 2.38 | 2.79 | 2.1 | 10.5 | 12.3 | 99 | 3.61 | A | A | 3.98 | 5.26 | 1851 | 1.00 |
| | 1.5+1.5+5.0 | 1.61 | 1.61 | 5.38 | --- | 2.66 | 8.60 | 10.23 | 0.58 | 2.38 | 2.87 | 2.5 | 10.5 | 12.6 | 99 | 3.61 | A | A | 3.96 | 5.19 | 1834 | 0.99 |
| | 1.5+1.5+6.0 | 1.43 | 1.43 | 5.73 | --- | 2.87 | 8.60 | 10.44 | 0.58 | 2.16 | 2.63 | 2.5 | 9.5 | 11.6 | 99 | 3.98 | A | A+ | 4.09 | 5.59 | 1913 | 1.08 |
| | 1.5+2.0+2.0 | 2.06 | 2.74 | 2.74 | --- | 1.97 | 7.54 | 10.04 | 0.44 | 1.91 | 2.70 | 1.9 | 8.4 | 11.9 | 99 | 3.95 | A | A | 3.90 | 4.93 | 1771 | 0.95 |
| | 1.5+2.0+2.5 | 1.97 | 2.63 | 3.29 | --- | 2.06 | 7.89 | 10.04 | 0.45 | 2.03 | 2.69 | 2.0 | 8.9 | 11.8 | 99 | 3.89 | A | A | 3.93 | 4.97 | 1772 | 0.94 |
| | 1.5+2.0+3.5 | 1.84 | 2.46 | 4.30 | --- | 2.26 | 8.60 | 10.05 | 0.47 | 2.38 | 2.80 | 2.1 | 10.5 | 12.3 | 99 | 3.61 | A | A+ | 4.00 | 5.31 | 1868 | 1.00 |
| | 1.5+2.0+4.2 | 1.68 | 2.23 | 4.69 | --- | 2.26 | 8.60 | 10.06 | 0.47 | 2.38 | 2.79 | 2.1 | 10.5 | 12.3 | 99 | 3.61 | A | A | 3.98 | 5.34 | 1877 | 1.03 |
| | 1.5+2.0+5.0 | 1.52 | 2.02 | 5.06 | --- | 2.66 | 8.60 | 10.46 | 0.58 | 2.38 | 2.87 | 2.5 | 10.5 | 12.6 | 99 | 3.61 | A | A | 3.99 | 5.27 | 1850 | 1.01 |
| | 1.5+2.0+6.0 | 1.36 | 1.81 | 5.43 | --- | 2.87 | 8.60 | 10.55 | 0.58 | 2.16 | 2.63 | 2.5 | 9.5 | 11.6 | 99 | 3.98 | A | A+ | 4.10 | 5.66 | 1934 | 1.10 |
| | 1.5+2.5+2.5 | 1.90 | 3.17 | 3.17 | --- | 2.16 | 8.25 | 10.15 | 0.48 | 2.21 | 2.69 | 2.1 | 9.7 | 11.8 | 99 | 3.73 | A | A | 3.94 | 5.01 | 1780 | 0.97 |
| | 1.5+2.5+3.5 | 1.72 | 2.87 | 4.01 | --- | 2.35 | 8.60 | 10.17 | 0.50 | 2.38 | 2.79 | 2.2 | 10.5 | 12.3 | 99 | 3.61 | A | A | 3.99 | 5.35 | 1880 | 1.04 |
| | 1.5+2.5+4.2 | 1.57 | 2.62 | 4.40 | --- | 2.36 | 8.60 | 10.17 | 0.50 | 2.38 | 2.79 | 2.2 | 10.5 | 12.3 | 99 | 3.61 | A | A+ | 4.02 | 5.38 | 1876 | 1.02 |
| | 1.5+2.5+5.0 | 1.43 | 2.39 | 4.78 | --- | 2.75 | 8.60 | 10.58 | 0.60 | 2.38 | 2.87 | 2.6 | 10.5 | 12.6 | 99 | 3.61 | A | A | 3.98 | 5.31 | 1868 | 1.00 |
| | 1.5+2.5+6.0 | 1.29 | 2.15 | 5.16 | --- | 2.96 | 8.60 | 10.44 | 0.61 | 2.16 | 2.62 | 2.7 | 9.5 | 11.5 | 99 | 3.98 | A | A+ | 4.10 | 5.69 | 1945 | 1.08 |
| | 1.5+3.5+3.5 | 1.52 | 3.54 | 3.54 | --- | 2.64 | 8.60 | 10.18 | 0.58 | 2.38 | 2.79 | 2.5 | 10.5 | 12.3 | 99 | 3.61 | A | A+ | 4.09 | 5.66 | 1937 | 1.10 |
| | 1.5+3.5+4.2 | 1.40 | 3.27 | 3.93 | --- | 2.64 | 8.60 | 10.18 | 0.58 | 2.37 | 2.78 | 2.5 | 10.4 | 12.2 | 99 | 3.63 | A | A+ | 4.08 | 5.69 | 1951 | 1.09 |
| | 1.5+3.5+5.0 | 1.29 | 3.01 | 4.30 | --- | 2.94 | 8.60 | 10.59 | 0.66 | 2.37 | 2.86 | 2.9 | 10.4 | 12.6 | 99 | 3.63 | A | A+ | 4.09 | 5.62 | 1926 | 1.06 |
| | 1.5+3.5+6.0 | 1.17 | 2.74 | 4.69 | --- | 2.97 | 8.60 | 10.46 | 0.61 | 2.15 | 2.62 | 2.7 | 9.4 | 11.5 | 99 | 4.00 | A | A+ | 4.17 | 5.82 | 1954 | 1.11 |
| | 1.5+4.2+4.2 | 1.30 | 3.65 | 3.65 | --- | 2.64 | 8.60 | 10.19 | 0.58 | 2.37 | 2.78 | 2.5 | 10.4 | 12.2 | 99 | 3.63 | A | A+ | 4.10 | 5.71 | 1952 | 1.10 |
| | 1.5+4.2+5.0 | 1.21 | 3.38 | 4.02 | --- | 2.85 | 8.60 | 10.48 | 0.63 | 2.37 | 2.86 | 2.8 | 10.4 | 12.6 | 99 | 3.63 | A | A+ | 4.09 | 5.65 | 1935 | 1.09 |
| | 2.0+2.0+2.0 | 2.63 | 2.63 | 2.63 | --- | 1.97 | 7.89 | 10.04 | 0.44 | 2.05 | 2.70 | 1.9 | 9.0 | 11.9 | 99 | 3.85 | A | A | 3.94 | 5.01 | 1780 | 0.97 |
| | 2.0+2.0+2.5 | 2.54 | 2.54 | 3.17 | --- | 2.06 | 8.25 | 10.12 | 0.45 | 2.18 | 2.74 | 2.0 | 9.6 | 12.0 | 99 | 3.78 | A | A | 3.94 | 5.05 | 1794 | 0.96 |
| | 2.0+2.0+3.5 | 2.29 | 2.29 | 4.02 | --- | 2.26 | 8.60 | 10.22 | 0.47 | 2.34 | 2.88 | 2.1 | 10.3 | 12.6 | 99 | 3.68 | A | A+ | 4.02 | 5.39 | 1879 | 1.03 |
| | 2.0+2.0+4.2 | 2.10 | 2.10 | 4.40 | --- | 2.26 | 8.60 | 10.22 | 0.47 | 2.34 | 2.88 | 2.1 | 10.3 | 12.6 | 99 | 3.68 | A | A+ | 4.02 | 5.42 | 1888 | 1.05 |
| | 2.0+2.0+5.0 | 1.91 | 1.91 | 4.78 | --- | 2.66 | 8.60 | 10.40 | 0.58 | 2.34 | 2.96 | 2.5 | 10.3 | 13.0 | 99 | 3.68 | A | A | 3.99 | 5.35 | 1880 | 1.04 |
| | 2.0+2.0+6.0 | 1.72 | 1.72 | 5.16 | --- | 2.87 | 8.60 | 10.53 | 0.58 | 2.12 | 2.67 | 2.5 | 9.3 | 11.7 | 99 | 4.06 | A | A+ | 4.09 | 5.73 | 1960 | 1.08 |
| | 2.0+2.5+2.5 | 2.46 | 3.07 | 3.07 | --- | 2.16 | 8.60 | 10.13 | 0.46 | 2.35 | 2.84 | 2.0 | 10.3 | 12.5 | 99 | 3.66 | A | A | 3.94 | 5.09 | 1807 | 0.99 |
| | 2.0+2.5+3.5 | 2.15 | 2.69 | 3.76 | --- | 2.35 | 8.60 | 10.22 | 0.49 | 2.34 | 2.88 | 2.2 | 10.3 | 12.6 | 99 | 3.68 | A | A+ | 4.02 | 5.42 | 1888 | 1.05 |
| | 2.0+2.5+4.2 | 1.98 | 2.47 | 4.15 | --- | 2.36 | 8.60 | 10.23 | 0.49 | 2.34 | 2.87 | 2.2 | 10.3 | 12.6 | 99 | 3.68 | A | A+ | 4.02 | 5.45 | 1899 | 1.04 |
| | 2.0+2.5+5.0 | 1.81 | 2.26 | 4.53 | --- | 2.75 | 8.60 | 10.63 | 0.60 | 2.32 | 2.99 | 2.6 | 10.2 | 13.1 | 99 | 3.71 | A | A+ | 4.02 | 5.39 | 1879 | 1.03 |
| | 2.0+2.5+6.0 | 1.64 | 2.05 | 4.91 | --- | 2.96 | 8.60 | 10.64 | 0.60 | 2.10 | 2.64 | 2.6 | 9.2 | 11.6 | 99 | 4.10 | A | A+ | 4.13 | 5.76 | 1952 | 1.11 |
| | 2.0+3.5+3.5 | 1.92 | 3.34 | 3.34 | --- | 2.64 | 8.60 | 10.35 | 0.55 | 2.31 | 2.93 | 2.4 | 10.1 | 12.9 | 99 | 3.72 | A | A+ | 4.09 | 5.73 | 1963 | 1.08 |
| | 2.0+3.5+4.2 | 1.77 | 3.10 | 3.72 | --- | 2.64 | 8.60 | 10.35 | 0.55 | 2.31 | 2.92 | 2.4 | 10.1 | 12.8 | 99 | 3.72 | A | A+ | 4.12 | 5.76 | 1956 | 1.11 |
| | 2.0+3.5+5.0 | 1.64 | 2.87 | 4.09 | --- | 2.94 | 8.60 | 10.68 | 0.62 | 2.29 | 3.06 | 2.7 | 10.1 | 13.4 | 99 | 3.76 | A | A+ | 4.09 | 5.70 | 1951 | 1.09 |
| | 2.0+4.2+4.2 | 1.65 | 3.47 | 3.47 | --- | 2.64 | 8.60 | 10.36 | 0.55 | 2.31 | 2.92 | 2.4 | 10.1 | 12.8 | 99 | 3.72 | A | A+ | 4.12 | 5.78 | 1962 | 1.13 |
| | 2.5+2.5+2.5 | 2.86 | 2.86 | 2.86 | --- | 2.26 | 8.58 | 10.24 | 0.48 | 2.35 | 2.87 | 2.1 | 10.3 | 12.6 | 99 | 3.65 | A | A | 3.97 | 5.13 | 1809 | 0.98 |
| | 2.5+2.5+3.5 | 2.53 | 2.53 | 3.54 | --- | 2.45 | 8.60 | 10.45 | 0.51 | 2.34 | 2.96 | 2.2 | 10.3 | 13.0 | 99 | 3.68 | A | A+ | 4.02 | 5.46 | 1902 | 1.05 |
| | 2.5+2.5+4.2 | 2.34 | 2.34 | 3.93 | --- | 2.45 | 8.60 | 10.46 | 0.51 | 2.34 | 2.96 | 2.2 | 10.3 | 13.0 | 99 | 3.68 | A | A+ | 4.02 | 5.49 | 1912 | 1.03 |
| | 2.5+2.5+5.0 | 2.15 | 2.15 | 4.30 | --- | 2.85 | 8.60 | 10.64 | 0.62 | 2.29 | 3.02 | 2.7 | 10.1 | 13.3 | 99 | 3.76 | A | A+ | 4.03 | 5.43 | 1889 | 1.06 |
| | 2.5+2.5+6.0 | 1.95 | 1.95 | 4.70 | --- | 3.06 | 8.60 | 10.65 | 0.62 | 2.08 | 2.64 | 2.7 | 9.1 | 11.6 | 99 | 4.13 | A | A+ | 4.12 | 5.79 | 1966 | 1.10 |
| | 2.5+3.5+3.5 | 2.26 | 3.17 | 3.17 | --- | 2.73 | 8.60 | 10.58 | 0.56 | 2.31 | 2.96 | 2.5 | 10.1 | 13.0 | 99 | 3.72 | A | A+ | 4.12 | 5.76 | 1956 | 1.11 |
| | 2.5+3.5+4.2 | 2.11 | 2.95 | 3.54 | --- | 2.74 | 8.60 | 10.59 | 0.56 | 2.31 | 2.95 | 2.5 | 10.1 | 13.0 | 99 | 3.72 | A | A+ | 4.12 | 5.79 | 1970 | 1.10 |
| | 2.5+3.5+5.0 | 1.95 | 2.74 | 3.91 | --- | 3.13 | 8.60 | 10.65 | 0.64 | 2.29 | 2.98 | 2.8 | 10.1 | 13.1 | 99 | 3.76 | A | A+ | 4.09 | 5.73 | 1963 | 1.08 |
| | 2.5+4.2+4.2 | 1.97 | 3.31 | 3.31 | --- | 2.74 | 8.60 | 10.59 | 0.56 | 2.31 | 2.95 | 2.5 | 10.1 | 13.0 | 99 | 3.72 | A | A+ | 4.13 | 5.79 | 1961 | 1.13 |
| | 3.5+3.5+3.5 | 2.86 | 2.86 | 2.86 | --- | 2.92 | 8.58 | 10.63 | 0.61 | 2.29 | 3.03 | 2.7 | 10.1 | 13.3 | 99 | 3.75 | A | A+ | 4.22 | 5.83 | 1933 | 1.12 |

Notes:
1. Cooling capacity is based on 27°CDB/19°CWB (Indoor temperature). 35°CDB (Outdoor temperature).
   Heating capacity is based on 20°CDB (Indoor temperature). 7°CDB/6°CWB (Outdoor temperature).
2. The total ability of connected indoor unit is up to 11.0kW.
3. It is impossible to connect the indoor unit for one room only.
4. The above is the value for connecting with the following indoor units.
   1.5kW: wall mounted CTXS-K series; 2.0, 2.5, 3.5, 4.2, 5.0kW: wall mounted FTXS-K series
   6.0 kW class; wall mounted G series

# Combination tables

## Cooling

| Outdoor unit | Indoor unit | Cooling capacity (kW) | | | | Total capacity (kW) | | | Power input (kW) | | | Total current (A) | | | Power factor (%) | EER | Energy label | AEC (kWh) | Seasonal data | | | |
|---|---|---|---|---|---|---|---|---|---|---|---|---|---|---|---|---|---|---|---|---|---|---|
| | | A room | B room | C room | D room | Min. | Nom. | Max. | Min. | Nom. | Max. | Min. | Nom. | Max. | | | | | Label | SEER | Pdesign | AEC |
| 4MXS68F3V1B | 1.5+1.5 | 1.50 | 1.50 | --- | --- | 1.97 | 3.00 | 4.70 | 0.43 | 0.65 | 1.29 | 1.9 | 2.9 | 5.7 | 99 | 4.62 | A | 325 | B | 4.98 | 3.00 | 211 |
| | 1.5+2.0 | 1.50 | 2.00 | --- | --- | 1.97 | 3.50 | 4.86 | 0.43 | 0.80 | 1.37 | 1.9 | 3.5 | 6.0 | 99 | 4.38 | A | 400 | B | 5.09 | 3.50 | 241 |
| | 1.5+2.5 | 1.50 | 2.50 | --- | --- | 1.97 | 4.00 | 5.18 | 0.43 | 0.99 | 1.53 | 1.9 | 4.3 | 6.7 | 99 | 4.04 | A | 495 | A | 5.16 | 4.00 | 272 |
| | 1.5+3.5 | 1.50 | 3.50 | --- | --- | 1.97 | 5.00 | 6.05 | 0.42 | 1.39 | 2.06 | 1.8 | 6.1 | 9.0 | 99 | 3.60 | A | 695 | A | 5.14 | 5.00 | 341 |
| | 1.5+4.2 | 1.50 | 4.20 | --- | --- | 1.97 | 5.70 | 6.26 | 0.42 | 1.79 | 2.20 | 1.8 | 7.9 | 9.7 | 99 | 3.18 | B | 895 | A | 5.16 | 5.70 | 387 |
| | 1.5+5.0 | 1.50 | 5.00 | --- | --- | 1.97 | 6.50 | 6.94 | 0.41 | 2.22 | 2.51 | 1.8 | 9.7 | 11.0 | 99 | 2.93 | C | 1110 | B | 4.94 | 6.50 | 461 |
| | 1.5+6.0 | 1.36 | 5.44 | --- | --- | 1.98 | 6.80 | 7.44 | 0.40 | 2.26 | 2.65 | 1.8 | 9.9 | 11.6 | 99 | 3.01 | B | 1130 | A | 5.43 | 6.80 | 439 |
| | 2.0+2.0 | 2.00 | 2.00 | --- | --- | 1.97 | 4.00 | 5.02 | 0.43 | 1.00 | 1.45 | 1.9 | 4.4 | 6.4 | 99 | 4.00 | A | 500 | A | 5.18 | 4.00 | 271 |
| | 2.0+2.5 | 2.00 | 2.50 | --- | --- | 1.97 | 4.50 | 5.33 | 0.43 | 1.20 | 1.61 | 1.9 | 5.3 | 7.1 | 99 | 3.75 | A | 600 | A | 5.22 | 4.50 | 302 |
| | 2.0+3.5 | 2.00 | 3.50 | --- | --- | 1.97 | 5.50 | 6.18 | 0.42 | 1.66 | 2.15 | 1.8 | 7.3 | 9.4 | 99 | 3.31 | A | 830 | A | 5.23 | 5.50 | 368 |
| | 2.0+4.2 | 2.00 | 4.20 | --- | --- | 1.97 | 6.20 | 6.38 | 0.42 | 2.09 | 2.30 | 1.8 | 9.2 | 10.1 | 99 | 2.97 | C | 1045 | B | 5.08 | 6.20 | 428 |
| | 2.0+5.0 | 1.94 | 4.86 | --- | --- | 1.97 | 6.80 | 7.12 | 0.41 | 2.41 | 2.65 | 1.8 | 10.6 | 11.6 | 99 | 2.82 | C | 1205 | B | 4.93 | 6.80 | 483 |
| | 2.0+6.0 | 1.70 | 5.10 | --- | --- | 1.98 | 6.80 | 7.56 | 0.40 | 2.21 | 2.75 | 1.8 | 9.7 | 12.1 | 99 | 3.08 | B | 1105 | A | 5.49 | 6.80 | 434 |
| | 2.5+2.5 | 2.50 | 2.50 | --- | --- | 1.97 | 5.00 | 5.98 | 0.45 | 1.46 | 2.00 | 2.0 | 6.4 | 8.8 | 99 | 3.42 | A | 730 | A | 5.26 | 5.00 | 333 |
| | 2.5+3.5 | 2.50 | 3.50 | --- | --- | 1.97 | 6.00 | 6.44 | 0.43 | 2.06 | 2.37 | 1.9 | 9.0 | 10.4 | 99 | 2.91 | C | 1030 | A | 5.12 | 6.00 | 411 |
| | 2.5+4.2 | 2.50 | 4.20 | --- | --- | 1.97 | 6.70 | 6.81 | 0.43 | 2.54 | 2.67 | 1.9 | 11.2 | 11.7 | 99 | 2.64 | D | 1270 | B | 4.96 | 6.70 | 473 |
| | 2.5+5.0 | 2.27 | 4.53 | --- | --- | 1.97 | 6.80 | 7.23 | 0.40 | 2.41 | 2.75 | 1.8 | 10.6 | 12.1 | 99 | 2.82 | C | 1205 | B | 4.93 | 6.80 | 483 |
| | 2.5+6.0 | 2.00 | 4.80 | --- | --- | 1.98 | 6.80 | 7.56 | 0.38 | 2.21 | 2.75 | 1.7 | 9.7 | 12.1 | 99 | 3.08 | B | 1105 | A | 5.49 | 6.80 | 434 |
| | 3.5+3.5 | 3.40 | 3.40 | --- | --- | 1.97 | 6.80 | 6.99 | 0.41 | 2.51 | 2.66 | 1.8 | 11.0 | 11.7 | 99 | 2.71 | D | 1255 | B | 4.91 | 6.80 | 485 |
| | 3.5+4.2 | 3.09 | 3.71 | --- | --- | 1.97 | 6.80 | 7.10 | 0.41 | 2.51 | 2.76 | 1.8 | 11.0 | 12.1 | 99 | 2.71 | D | 1255 | B | 4.95 | 6.80 | 481 |
| | 3.5+5.0 | 2.80 | 4.00 | --- | --- | 1.97 | 6.80 | 7.61 | 0.38 | 2.41 | 3.12 | 1.7 | 10.6 | 13.7 | 99 | 2.82 | C | 1205 | B | 4.91 | 6.80 | 485 |
| | 3.5+6.0 | 2.51 | 4.29 | --- | --- | 2.28 | 6.80 | 7.91 | 0.43 | 2.21 | 3.06 | 1.9 | 9.7 | 13.4 | 99 | 3.08 | B | 1105 | A | 5.45 | 6.80 | 437 |
| | 4.2+4.2 | 3.40 | 3.40 | --- | --- | 1.97 | 6.80 | 7.00 | 0.41 | 2.51 | 2.66 | 1.8 | 11.0 | 11.7 | 99 | 2.71 | D | 1255 | B | 4.96 | 6.80 | 480 |
| | 4.2+5.0 | 3.10 | 3.70 | --- | --- | 1.97 | 6.80 | 7.62 | 0.38 | 2.41 | 3.12 | 1.7 | 10.6 | 13.7 | 99 | 2.82 | C | 1205 | B | 4.96 | 6.80 | 481 |
| | 4.2+6.0 | 2.80 | 4.00 | --- | --- | 2.28 | 6.80 | 7.92 | 0.43 | 2.21 | 3.06 | 1.9 | 9.7 | 13.4 | 99 | 3.08 | B | 1105 | A | 5.46 | 6.80 | 436 |
| | 5.0+5.0 | 3.40 | 3.40 | --- | --- | 2.36 | 6.80 | 8.06 | 0.47 | 2.31 | 3.35 | 2.1 | 10.1 | 14.7 | 99 | 2.94 | C | 1155 | B | 4.92 | 6.80 | 485 |
| | 5.0+6.0 | 3.09 | 3.71 | --- | --- | 2.49 | 6.80 | 8.28 | 0.48 | 2.12 | 3.28 | 2.1 | 9.3 | 14.4 | 99 | 3.21 | A | 1060 | A | 5.45 | 6.80 | 437 |
| | 1.5+1.5+1.5 | 1.50 | 1.50 | 1.50 | --- | 1.98 | 4.50 | 6.27 | 0.42 | 1.03 | 1.76 | 1.8 | 4.5 | 7.7 | 99 | 4.37 | A | 515 | A | 5.27 | 4.50 | 300 |
| | 1.5+1.5+2.0 | 1.50 | 1.50 | 2.00 | --- | 1.98 | 5.00 | 6.43 | 0.42 | 1.21 | 1.85 | 1.8 | 5.3 | 8.1 | 99 | 4.13 | A | 605 | A | 5.37 | 5.00 | 327 |
| | 1.5+1.5+2.5 | 1.50 | 1.50 | 2.50 | --- | 1.98 | 5.50 | 6.59 | 0.42 | 1.44 | 1.94 | 1.8 | 6.3 | 8.5 | 99 | 3.82 | A | 720 | A | 5.42 | 5.50 | 355 |
| | 1.5+1.5+3.5 | 1.50 | 1.50 | 3.50 | --- | 1.98 | 6.50 | 6.97 | 0.41 | 1.94 | 2.16 | 1.8 | 8.5 | 9.5 | 99 | 3.35 | A | 970 | A | 5.33 | 6.50 | 427 |
| | 1.5+1.5+4.2 | 1.42 | 1.42 | 3.97 | --- | 1.98 | 6.80 | 7.19 | 0.41 | 2.12 | 2.30 | 1.8 | 9.3 | 10.1 | 99 | 3.21 | A | 1060 | A | 5.31 | 6.80 | 449 |
| | 1.5+1.5+5.0 | 1.28 | 1.28 | 4.25 | --- | 1.98 | 6.80 | 7.59 | 0.39 | 2.02 | 2.49 | 1.7 | 8.9 | 10.9 | 99 | 3.37 | A | 1010 | A | 5.30 | 6.80 | 450 |
| | 1.5+1.5+6.0 | 1.13 | 1.13 | 4.53 | --- | 2.33 | 6.80 | 7.83 | 0.44 | 1.88 | 2.44 | 1.9 | 8.3 | 10.7 | 99 | 3.62 | A | 940 | A+ | 5.75 | 6.80 | 415 |
| | 1.5+2.0+2.0 | 1.50 | 2.00 | 2.00 | --- | 1.98 | 5.50 | 6.35 | 0.42 | 1.44 | 1.81 | 1.8 | 6.3 | 7.9 | 99 | 3.82 | A | 720 | A | 5.46 | 5.50 | 353 |
| | 1.5+2.0+2.5 | 1.50 | 2.00 | 2.50 | --- | 1.98 | 6.00 | 6.74 | 0.42 | 1.68 | 2.03 | 1.8 | 7.4 | 8.9 | 99 | 3.57 | A | 840 | A | 5.51 | 6.00 | 382 |
| | 1.5+2.0+3.5 | 1.46 | 1.94 | 3.40 | --- | 1.98 | 6.80 | 7.11 | 0.41 | 2.12 | 2.26 | 1.8 | 9.3 | 9.9 | 99 | 3.21 | A | 1060 | A | 5.34 | 6.80 | 446 |
| | 1.5+2.0+4.2 | 1.32 | 1.77 | 3.71 | --- | 1.98 | 6.80 | 7.32 | 0.41 | 2.12 | 2.40 | 1.8 | 9.3 | 10.5 | 99 | 3.21 | A | 1060 | A | 5.38 | 6.80 | 443 |
| | 1.5+2.0+5.0 | 1.20 | 1.60 | 4.00 | --- | 1.98 | 6.80 | 7.72 | 0.39 | 2.02 | 2.59 | 1.7 | 8.9 | 11.4 | 99 | 3.37 | A | 1010 | A | 5.35 | 6.80 | 446 |
| | 1.5+2.0+6.0 | 1.07 | 1.43 | 4.29 | --- | 2.33 | 6.80 | 7.97 | 0.44 | 1.88 | 2.54 | 1.9 | 8.3 | 11.2 | 99 | 3.62 | A | 940 | A+ | 5.81 | 6.80 | 410 |
| | 1.5+2.5+2.5 | 1.50 | 2.50 | 2.50 | --- | 1.98 | 6.50 | 6.96 | 0.41 | 1.94 | 2.16 | 1.8 | 8.5 | 9.5 | 99 | 3.35 | A | 970 | A | 5.45 | 6.50 | 418 |
| | 1.5+2.5+3.5 | 1.36 | 2.27 | 3.17 | --- | 1.98 | 6.80 | 7.45 | 0.39 | 2.12 | 2.50 | 1.7 | 9.3 | 11.0 | 99 | 3.21 | A | 1060 | A | 5.38 | 6.80 | 443 |
| | 1.5+2.5+4.2 | 1.24 | 2.07 | 3.48 | --- | 1.98 | 6.80 | 7.66 | 0.39 | 2.12 | 2.64 | 1.7 | 9.3 | 11.6 | 99 | 3.21 | A | 1060 | A | 5.38 | 6.80 | 443 |
| | 1.5+2.5+5.0 | 1.13 | 1.89 | 3.78 | --- | 1.98 | 6.80 | 7.79 | 0.39 | 2.02 | 2.64 | 1.7 | 8.9 | 11.6 | 99 | 3.37 | A | 1010 | A | 5.38 | 6.80 | 443 |
| | 1.5+2.5+6.0 | 1.02 | 1.70 | 4.08 | --- | 2.33 | 6.80 | 8.25 | 0.45 | 1.88 | 2.74 | 2.0 | 8.3 | 12.0 | 99 | 3.62 | A | 940 | A+ | 5.81 | 6.80 | 410 |
| | 1.5+3.5+3.5 | 1.20 | 2.80 | 2.80 | --- | 1.98 | 6.80 | 7.78 | 0.40 | 2.12 | 2.75 | 1.8 | 9.3 | 12.1 | 99 | 3.21 | A | 1060 | A | 5.32 | 6.80 | 448 |
| | 1.5+3.5+4.2 | 1.11 | 2.59 | 3.10 | --- | 1.98 | 6.80 | 7.97 | 0.40 | 2.12 | 2.90 | 1.8 | 9.3 | 12.7 | 99 | 3.21 | A | 1060 | A | 5.33 | 6.80 | 447 |
| | 1.5+3.5+5.0 | 1.02 | 2.38 | 3.40 | --- | 1.98 | 6.80 | 8.29 | 0.36 | 2.02 | 3.06 | 1.6 | 8.9 | 13.4 | 99 | 3.37 | A | 1010 | A | 5.33 | 6.80 | 447 |
| | 1.5+3.5+6.0 | 0.93 | 2.16 | 3.71 | --- | 2.33 | 6.80 | 8.39 | 0.45 | 1.88 | 2.84 | 2.0 | 8.3 | 12.5 | 99 | 3.62 | A | 940 | A+ | 5.75 | 6.80 | 414 |
| | 1.5+4.2+4.2 | 1.03 | 2.88 | 2.88 | --- | 1.98 | 6.80 | 8.10 | 0.40 | 2.12 | 3.01 | 1.8 | 9.3 | 13.2 | 99 | 3.21 | A | 1060 | A | 5.35 | 6.80 | 446 |
| | 1.5+4.2+5.0 | 0.95 | 2.67 | 3.18 | --- | 1.98 | 6.80 | 8.36 | 0.36 | 2.02 | 3.11 | 1.6 | 8.9 | 13.7 | 99 | 3.37 | A | 1010 | A | 5.33 | 6.80 | 447 |
| | 2.0+2.0+2.0 | 2.00 | 2.00 | 2.00 | --- | 1.98 | 6.00 | 6.51 | 0.42 | 1.64 | 1.89 | 1.8 | 7.2 | 8.3 | 99 | 3.66 | A | 820 | A | 5.53 | 6.00 | 380 |
| | 2.0+2.0+2.5 | 2.00 | 2.00 | 2.50 | --- | 1.98 | 6.50 | 6.89 | 0.42 | 1.89 | 2.12 | 1.8 | 8.3 | 9.3 | 99 | 3.44 | A | 945 | A | 5.49 | 6.50 | 415 |
| | 2.0+2.0+3.5 | 1.81 | 1.81 | 3.18 | --- | 1.98 | 6.80 | 7.25 | 0.41 | 2.07 | 2.35 | 1.8 | 9.1 | 10.3 | 99 | 3.29 | A | 1035 | A | 5.41 | 6.80 | 440 |
| | 2.0+2.0+4.2 | 1.66 | 1.66 | 3.48 | --- | 1.98 | 6.80 | 7.46 | 0.41 | 2.07 | 2.50 | 1.8 | 9.1 | 11.0 | 99 | 3.29 | A | 1035 | A | 5.42 | 6.80 | 440 |
| | 2.0+2.0+5.0 | 1.51 | 1.51 | 3.78 | --- | 1.98 | 6.80 | 7.85 | 0.39 | 2.02 | 2.69 | 1.7 | 8.9 | 11.8 | 99 | 3.37 | A | 1010 | A | 5.41 | 6.80 | 440 |
| | 2.0+2.0+6.0 | 1.36 | 1.36 | 4.08 | --- | 2.33 | 6.80 | 8.11 | 0.44 | 1.83 | 2.64 | 1.9 | 8.0 | 11.6 | 99 | 3.72 | A | 915 | A+ | 5.86 | 6.80 | 406 |
| | 2.0+2.5+2.5 | 1.94 | 2.43 | 2.43 | --- | 1.98 | 6.80 | 7.10 | 0.41 | 2.07 | 2.26 | 1.8 | 9.1 | 9.9 | 99 | 3.29 | A | 1035 | A | 5.46 | 6.80 | 437 |
| | 2.0+2.5+3.5 | 1.70 | 2.13 | 2.97 | --- | 1.98 | 6.80 | 7.59 | 0.39 | 2.07 | 2.59 | 1.7 | 9.1 | 11.4 | 99 | 3.29 | A | 1035 | A | 5.42 | 6.80 | 440 |
| | 2.0+2.5+4.2 | 1.56 | 1.95 | 3.29 | --- | 1.98 | 6.80 | 7.78 | 0.39 | 2.07 | 2.75 | 1.7 | 9.1 | 12.1 | 99 | 3.29 | A | 1035 | A | 5.42 | 6.80 | 439 |
| | 2.0+2.5+5.0 | 1.43 | 1.79 | 3.58 | --- | 1.98 | 6.80 | 7.92 | 0.39 | 2.02 | 2.74 | 1.7 | 8.9 | 12.0 | 99 | 3.37 | A | 1010 | A | 5.42 | 6.80 | 440 |
| | 2.0+2.5+6.0 | 1.30 | 1.62 | 3.88 | --- | 2.33 | 6.80 | 8.38 | 0.45 | 1.83 | 2.84 | 2.0 | 8.0 | 12.5 | 99 | 3.72 | A | 915 | A+ | 5.87 | 6.80 | 406 |
| | 2.0+3.5+3.5 | 1.52 | 2.64 | 2.64 | --- | 1.98 | 6.80 | 7.91 | 0.40 | 2.07 | 2.85 | 1.8 | 9.1 | 12.5 | 99 | 3.29 | A | 1035 | A | 5.36 | 6.80 | 444 |
| | 2.0+3.5+4.2 | 1.40 | 2.45 | 2.94 | --- | 1.98 | 6.80 | 8.09 | 0.40 | 2.07 | 3.01 | 1.8 | 9.1 | 13.2 | 99 | 3.29 | A | 1035 | A | 5.39 | 6.80 | 442 |
| | 2.0+3.5+5.0 | 1.30 | 2.27 | 3.23 | --- | 2.30 | 6.80 | 8.41 | 0.44 | 2.02 | 3.17 | 1.9 | 8.9 | 13.9 | 99 | 3.37 | A | 1010 | A | 5.36 | 6.80 | 444 |
| | 2.0+4.2+4.2 | 1.30 | 2.75 | 2.75 | --- | 1.98 | 6.80 | 8.21 | 0.40 | 2.07 | 3.11 | 1.8 | 9.1 | 13.7 | 99 | 3.29 | A | 1035 | A | 5.40 | 6.80 | 441 |
| | 2.5+2.5+2.5 | 2.26 | 2.26 | 2.26 | --- | 1.98 | 6.78 | 7.38 | 0.41 | 2.07 | 2.45 | 1.8 | 9.1 | 10.8 | 99 | 3.28 | A | 1035 | A | 5.47 | 6.78 | 434 |
| | 2.5+2.5+3.5 | 2.00 | 2.00 | 2.80 | --- | 1.98 | 6.80 | 7.78 | 0.39 | 2.07 | 2.75 | 1.7 | 9.1 | 12.1 | 99 | 3.29 | A | 1035 | A | 5.42 | 6.80 | 440 |
| | 2.5+2.5+4.2 | 1.85 | 1.85 | 3.10 | --- | 1.98 | 6.80 | 7.96 | 0.39 | 2.07 | 2.90 | 1.7 | 9.1 | 12.7 | 99 | 3.29 | A | 1035 | A | 5.43 | 6.80 | 439 |
| | 2.5+2.5+5.0 | 1.70 | 1.70 | 3.40 | --- | 2.30 | 6.80 | 8.28 | 0.44 | 2.02 | 3.06 | 1.9 | 8.9 | 13.4 | 99 | 3.37 | A | 1010 | A | 5.42 | 6.80 | 439 |
| | 2.5+2.5+6.0 | 1.55 | 1.55 | 3.70 | --- | 2.44 | 6.80 | 8.57 | 0.44 | 1.83 | 3.00 | 1.9 | 8.0 | 13.2 | 99 | 3.72 | A | 915 | A+ | 5.87 | 6.80 | 406 |
| | 2.5+3.5+3.5 | 1.78 | 2.51 | 2.51 | --- | 2.29 | 6.80 | 8.14 | 0.44 | 2.07 | 3.06 | 1.9 | 9.1 | 13.4 | 99 | 3.29 | A | 1035 | A | 5.37 | 6.80 | 444 |
| | 2.5+3.5+4.2 | 1.67 | 2.33 | 2.80 | --- | 2.29 | 6.80 | 8.26 | 0.44 | 2.07 | 3.17 | 1.9 | 9.1 | 13.9 | 99 | 3.29 | A | 1035 | A | 5.39 | 6.80 | 442 |
| | 2.5+3.5+5.0 | 1.55 | 2.16 | 3.09 | --- | 2.51 | 6.80 | 8.57 | 0.46 | 1.98 | 3.33 | 2.0 | 8.7 | 14.6 | 99 | 3.43 | A | 990 | A | 5.39 | 6.80 | 442 |
| | 2.5+4.2+4.2 | 1.56 | 2.62 | 2.62 | --- | 2.29 | 6.80 | 8.32 | 0.44 | 2.07 | 3.22 | 1.9 | 9.1 | 14.1 | 99 | 3.29 | A | 1035 | A | 5.41 | 6.80 | 441 |
| | 3.5+3.5+3.5 | 2.26 | 2.26 | 2.26 | --- | 2.40 | 6.78 | 8.42 | 0.43 | 2.07 | 3.33 | 1.9 | 9.1 | 14.6 | 99 | 3.28 | A | 1035 | A | 5.34 | 6.78 | 445 |
| | 1.5+1.5+1.5+1.5 | 1.50 | 1.50 | 1.50 | 1.50 | 1.99 | 6.00 | 6.95 | 0.41 | 1.42 | 1.83 | 1.8 | 6.2 | 8.0 | 99 | 4.23 | A | 710 | A+ | 5.60 | 6.00 | 376 |
| | 1.5+1.5+1.5+2.0 | 1.50 | 1.50 | 1.50 | 2.00 | 1.99 | 6.50 | 7.13 | 0.41 | 1.62 | 1.91 | 1.8 | 7.1 | 8.4 | 99 | 4.01 | A | 810 | A+ | 5.64 | 6.50 | 404 |
| | 1.5+1.5+1.5+2.5 | 1.46 | 1.46 | 1.46 | 2.43 | 1.99 | 6.80 | 7.30 | 0.39 | 1.73 | 2.00 | 1.7 | 7.6 | 8.8 | 99 | 3.93 | A | 865 | A+ | 5.63 | 6.80 | 423 |
| | 1.5+1.5+1.5+3.5 | 1.28 | 1.28 | 1.28 | 2.98 | 1.99 | 6.80 | 7.72 | 0.40 | 1.71 | 2.24 | 1.8 | 7.5 | 9.8 | 99 | 3.98 | A | 855 | A | 5.56 | 6.80 | 428 |
| | 1.5+1.5+1.5+4.2 | 1.17 | 1.17 | 1.17 | 3.28 | 1.99 | 6.80 | 7.88 | 0.40 | 1.71 | 2.33 | 1.8 | 7.5 | 10.2 | 99 | 3.98 | A | 855 | A | 5.57 | 6.80 | 428 |
| | 1.5+1.5+1.5+5.0 | 1.07 | 1.07 | 1.07 | 3.58 | 2.47 | 6.80 | 8.31 | 0.46 | 1.71 | 2.61 | 2.0 | 7.5 | 11.5 | 99 | 3.98 | A | 855 | A | 5.57 | 6.80 | 428 |
| | 1.5+1.5+1.5+6.0 | 0.97 | 0.97 | 0.97 | 3.89 | 2.50 | 6.80 | 8.22 | 0.43 | 1.57 | 2.34 | 1.9 | 6.9 | 10.3 | 99 | 4.33 | A | 785 | A+ | 5.98 | 6.80 | 398 |

Notes:
1. Cooling capacity is based on 27°CDB/19°CWB (Indoor temperature). 35°CDB (Outdoor temperature).
   Heating capacity is based on 20°CDB (Indoor temperature). 7°CDB/6°CWB (Outdoor temperature).
2. The total ability of connected indoor unit is up to 11.0kW.
3. It is impossible to connect the indoor unit for one room only.
4. The above is the value for connecting with the following indoor units.
   1.5kW: wall mounted CTXS-K series; 2.0, 2.5, 3.5, 4.2, 5.0kW: wall mounted FTXS-K series
   6.0 kW class; wall mounted G series

# Combination tables

## Cooling

| Outdoor unit | Indoor unit | Cooling capacity (kW) | | | | Total capacity (kW) | | | Power input (kW) | | | Total current (A) | | | Power factor (%) | EER | Energy label | AEC (kWh) | Seasonal data | | | |
|---|---|---|---|---|---|---|---|---|---|---|---|---|---|---|---|---|---|---|---|---|---|---|
| | | A room | B room | C room | D room | Min. | Nom. | Max. | Min. | Nom. | Max. | Min. | Nom. | Max. | | | | | Label | SEER | Pdesign | AEC |
| 4MXS68F3V1B | 1.5+1.5+2.0+2.0 | 1.46 | 1.46 | 1.94 | 1.94 | 1.99 | 6.80 | 7.30 | 0.41 | 1.75 | 2.00 | 1.8 | 7.7 | 8.8 | 99 | 3.89 | A | 875 | A+ | 5.68 | 6.80 | 420 |
| | 1.5+1.5+2.0+2.5 | 1.36 | 1.36 | 1.81 | 2.27 | 1.99 | 6.80 | 7.47 | 0.39 | 1.73 | 2.10 | 1.7 | 7.6 | 9.2 | 99 | 3.93 | A | 865 | A+ | 5.69 | 6.80 | 419 |
| | 1.5+1.5+2.0+3.5 | 1.20 | 1.20 | 1.60 | 2.80 | 1.99 | 6.80 | 7.87 | 0.40 | 1.71 | 2.33 | 1.8 | 7.5 | 10.2 | 99 | 3.98 | A | 855 | A+ | 5.62 | 6.80 | 424 |
| | 1.5+1.5+2.0+4.2 | 1.11 | 1.11 | 1.48 | 3.10 | 1.99 | 6.80 | 8.03 | 0.40 | 1.71 | 2.43 | 1.8 | 7.5 | 10.7 | 99 | 3.98 | A | 855 | A+ | 5.63 | 6.80 | 423 |
| | 1.5+1.5+2.0+5.0 | 1.02 | 1.02 | 1.36 | 3.40 | 2.47 | 6.80 | 8.46 | 0.46 | 1.71 | 2.71 | 2.0 | 7.5 | 11.9 | 99 | 3.98 | A | 855 | A+ | 5.62 | 6.80 | 424 |
| | 1.5+1.5+2.0+6.0 | 0.93 | 0.93 | 1.24 | 3.71 | 2.50 | 6.80 | 8.39 | 0.43 | 1.57 | 2.45 | 1.9 | 6.9 | 10.8 | 99 | 4.33 | A | 785 | A+ | 6.02 | 6.80 | 396 |
| | 1.5+1.5+2.5+2.5 | 1.28 | 1.28 | 2.13 | 2.13 | 1.99 | 6.80 | 7.55 | 0.39 | 1.73 | 2.14 | 1.7 | 7.6 | 9.4 | 99 | 3.93 | A | 865 | A+ | 5.69 | 6.80 | 419 |
| | 1.5+1.5+2.5+3.5 | 1.13 | 1.13 | 1.89 | 2.64 | 2.34 | 6.80 | 7.95 | 0.50 | 1.71 | 2.38 | 2.2 | 7.5 | 10.5 | 99 | 3.98 | A | 855 | A+ | 5.63 | 6.80 | 423 |
| | 1.5+1.5+2.5+4.2 | 1.05 | 1.05 | 1.75 | 2.94 | 2.34 | 6.80 | 8.11 | 0.50 | 1.71 | 2.48 | 2.2 | 7.5 | 10.9 | 99 | 3.98 | A | 855 | A+ | 5.63 | 6.80 | 423 |
| | 1.5+1.5+2.5+5.0 | 0.97 | 0.97 | 1.62 | 3.24 | 2.47 | 6.80 | 8.53 | 0.46 | 1.71 | 2.76 | 2.0 | 7.5 | 12.1 | 99 | 3.98 | A | 855 | A+ | 5.63 | 6.80 | 423 |
| | 1.5+1.5+3.5+3.5 | 1.02 | 1.02 | 2.38 | 2.38 | 2.34 | 6.80 | 8.40 | 0.50 | 1.71 | 2.68 | 2.2 | 7.5 | 11.8 | 99 | 3.98 | A | 855 | A | 5.58 | 6.80 | 427 |
| | 1.5+1.5+3.5+4.2 | 0.95 | 0.95 | 2.22 | 2.67 | 2.46 | 6.80 | 8.48 | 0.54 | 1.71 | 2.74 | 2.4 | 7.5 | 12.0 | 99 | 3.98 | A | 855 | A | 5.59 | 6.80 | 427 |
| | 1.5+2.0+2.0+2.0 | 1.36 | 1.81 | 1.81 | 1.81 | 1.99 | 6.80 | 7.46 | 0.41 | 1.75 | 2.10 | 1.8 | 7.7 | 9.2 | 99 | 3.89 | A | 875 | A+ | 5.72 | 6.80 | 417 |
| | 1.5+2.0+2.0+2.5 | 1.28 | 1.70 | 1.70 | 2.13 | 1.99 | 6.80 | 7.63 | 0.39 | 1.73 | 2.19 | 1.7 | 7.6 | 9.6 | 99 | 3.93 | A | 865 | A+ | 5.73 | 6.80 | 416 |
| | 1.5+2.0+2.0+3.5 | 1.13 | 1.51 | 1.51 | 2.64 | 2.34 | 6.80 | 8.02 | 0.50 | 1.71 | 2.43 | 2.2 | 7.5 | 10.7 | 99 | 3.98 | A | 855 | A+ | 5.66 | 6.80 | 421 |
| | 1.5+2.0+2.0+4.2 | 1.05 | 1.40 | 1.40 | 2.94 | 2.34 | 6.80 | 8.18 | 0.50 | 1.71 | 2.53 | 2.2 | 7.5 | 11.1 | 99 | 3.98 | A | 855 | A+ | 5.67 | 6.80 | 420 |
| | 1.5+2.0+2.0+5.0 | 0.97 | 1.30 | 1.30 | 3.24 | 2.47 | 6.80 | 8.60 | 0.46 | 1.71 | 2.82 | 2.0 | 7.5 | 12.4 | 99 | 3.98 | A | 855 | A+ | 5.66 | 6.80 | 421 |
| | 1.5+2.0+2.5+2.5 | 1.20 | 1.60 | 2.00 | 2.00 | 1.99 | 6.80 | 7.71 | 0.39 | 1.73 | 2.24 | 1.7 | 7.6 | 9.8 | 99 | 3.93 | A | 865 | A+ | 5.73 | 6.80 | 416 |
| | 1.5+2.0+2.5+3.5 | 1.07 | 1.43 | 1.79 | 2.51 | 2.34 | 6.80 | 8.10 | 0.50 | 1.71 | 2.48 | 2.2 | 7.5 | 10.9 | 99 | 3.98 | A | 855 | A+ | 5.67 | 6.80 | 420 |
| | 1.5+2.0+2.5+4.2 | 1.00 | 1.33 | 1.67 | 2.80 | 2.34 | 6.80 | 8.26 | 0.50 | 1.71 | 2.58 | 2.2 | 7.5 | 11.3 | 99 | 3.98 | A | 855 | A+ | 5.67 | 6.80 | 420 |
| | 1.5+2.0+2.5+5.0 | 0.93 | 1.24 | 1.55 | 3.09 | 2.47 | 6.80 | 8.68 | 0.46 | 1.71 | 2.87 | 2.0 | 7.5 | 12.6 | 99 | 3.98 | A | 855 | A+ | 5.67 | 6.80 | 420 |
| | 1.5+2.0+3.5+3.5 | 0.97 | 1.30 | 2.27 | 2.27 | 2.00 | 6.80 | 8.47 | 0.40 | 1.71 | 2.74 | 1.8 | 7.5 | 12.0 | 99 | 3.98 | A | 855 | A+ | 5.60 | 6.80 | 425 |
| | 1.5+2.5+2.5+2.5 | 1.13 | 1.89 | 1.89 | 1.89 | 1.99 | 6.80 | 8.02 | 0.36 | 1.71 | 2.43 | 1.6 | 7.5 | 10.7 | 99 | 3.98 | A | 855 | A+ | 5.73 | 6.80 | 416 |
| | 1.5+2.5+2.5+3.5 | 1.02 | 1.70 | 1.70 | 2.38 | 2.34 | 6.80 | 8.32 | 0.43 | 1.70 | 2.63 | 1.9 | 7.5 | 11.6 | 99 | 4.00 | A | 850 | A+ | 5.67 | 6.80 | 420 |
| | 1.5+2.5+2.5+4.2 | 0.95 | 1.59 | 1.59 | 2.67 | 2.34 | 6.80 | 8.33 | 0.45 | 1.73 | 2.63 | 2.0 | 7.6 | 11.6 | 99 | 3.93 | A | 865 | A+ | 5.67 | 6.80 | 420 |
| | 1.5+2.5+3.5+3.5 | 0.93 | 1.55 | 2.16 | 2.16 | 2.34 | 6.80 | 8.54 | 0.43 | 1.70 | 2.79 | 1.9 | 7.5 | 12.3 | 99 | 4.00 | A | 850 | A+ | 5.62 | 6.80 | 424 |
| | 2.0+2.0+2.0+2.0 | 1.70 | 1.70 | 1.70 | 1.70 | 1.99 | 6.80 | 7.63 | 0.41 | 1.75 | 2.19 | 1.8 | 7.7 | 9.6 | 99 | 3.89 | A | 875 | A+ | 5.75 | 6.80 | 415 |
| | 2.0+2.0+2.0+2.5 | 1.60 | 1.60 | 1.60 | 2.00 | 1.99 | 6.80 | 7.79 | 0.39 | 1.73 | 2.29 | 1.7 | 7.6 | 10.1 | 99 | 3.93 | A | 865 | A+ | 5.75 | 6.80 | 414 |
| | 2.0+2.0+2.0+3.5 | 1.43 | 1.43 | 1.43 | 2.51 | 1.99 | 6.80 | 8.17 | 0.40 | 1.71 | 2.53 | 1.8 | 7.5 | 11.1 | 99 | 3.98 | A | 855 | A+ | 5.70 | 6.80 | 418 |
| | 2.0+2.0+2.0+4.2 | 1.33 | 1.33 | 1.33 | 2.81 | 1.99 | 6.80 | 8.32 | 0.40 | 1.71 | 2.63 | 1.8 | 7.5 | 11.6 | 99 | 3.98 | A | 855 | A+ | 5.73 | 6.80 | 416 |
| | 2.0+2.0+2.0+5.0 | 1.24 | 1.24 | 1.24 | 3.08 | 2.47 | 6.80 | 8.74 | 0.46 | 1.67 | 2.93 | 2.0 | 7.3 | 12.9 | 99 | 4.07 | A | 835 | A+ | 5.70 | 6.80 | 418 |
| | 2.0+2.0+2.5+2.5 | 1.51 | 1.51 | 1.89 | 1.89 | 1.99 | 6.80 | 7.94 | 0.40 | 1.75 | 2.38 | 1.8 | 7.7 | 10.5 | 99 | 3.89 | A | 875 | A+ | 5.77 | 6.80 | 413 |
| | 2.0+2.0+2.5+3.5 | 1.36 | 1.36 | 1.70 | 2.38 | 2.34 | 6.80 | 8.32 | 0.45 | 1.73 | 2.63 | 2.0 | 7.6 | 11.6 | 99 | 3.93 | A | 865 | A+ | 5.71 | 6.80 | 418 |
| | 2.0+2.0+2.5+4.2 | 1.27 | 1.27 | 1.59 | 2.67 | 2.34 | 6.80 | 8.47 | 0.45 | 1.73 | 2.74 | 2.0 | 7.6 | 12.0 | 99 | 3.93 | A | 865 | A+ | 5.73 | 6.80 | 416 |
| | 2.0+2.0+3.5+3.5 | 1.24 | 1.24 | 2.16 | 2.16 | 2.46 | 6.80 | 8.61 | 0.45 | 1.71 | 2.84 | 2.0 | 7.5 | 12.5 | 99 | 3.98 | A | 855 | A+ | 5.66 | 6.80 | 421 |
| | 2.0+2.5+2.5+2.5 | 1.43 | 1.79 | 1.79 | 1.79 | 1.99 | 6.80 | 8.17 | 0.40 | 1.75 | 2.53 | 1.8 | 7.7 | 11.1 | 99 | 3.89 | A | 875 | A+ | 5.77 | 6.80 | 413 |
| | 2.0+2.5+2.5+3.5 | 1.30 | 1.62 | 1.62 | 2.26 | 2.34 | 6.80 | 8.46 | 0.45 | 1.73 | 2.74 | 2.0 | 7.6 | 12.0 | 99 | 3.93 | A | 865 | A+ | 5.73 | 6.80 | 416 |
| | 2.5+2.5+2.5+2.5 | 1.70 | 1.70 | 1.70 | 1.70 | 2.34 | 6.80 | 8.39 | 0.46 | 1.71 | 2.68 | 2.0 | 7.5 | 11.8 | 99 | 3.98 | A | 855 | A+ | 5.77 | 6.80 | 413 |
| | 2.5+2.5+2.5+3.5 | 1.55 | 1.55 | 1.55 | 2.15 | 2.46 | 6.80 | 8.73 | 0.46 | 1.70 | 2.95 | 2.0 | 7.5 | 13.0 | 99 | 4.00 | A | 850 | A+ | 5.73 | 6.80 | 416 |

Notes:
1. Cooling capacity is based on 27°CDB/19°CWB (Indoor temperature). 35°CDB (Outdoor temperature).
   Heating capacity is based on 20°CDB (Indoor temperature). 7°CDB/6°CWB (Outdoor temperature).
2. The total ability of connected indoor unit is up to 11.0kW.
3. It is impossible to connect the indoor unit for one room only.
4. The above is the value for connecting with the following indoor units.
   1.5kW: wall mounted CTXS-K series; 2.0, 2.5, 3.5, 4.2, 5.0kW: wall mounted FTXS-K series
   6.0 kW class; wall mounted G series

# Combination tables

## Heating

| Outdoor unit | Indoor unit | Heating capacity (kW) | | | | Total capacity (kW) | | | Power input (kW) | | | Total current (A) | | | Power factor (%) | COP | Energy label | Seasonal data | | | | |
|---|---|---|---|---|---|---|---|---|---|---|---|---|---|---|---|---|---|---|---|---|---|---|
| | | A room | B room | C room | D room | Min. | Nom. | Max. | Min. | Nom. | Max. | Min. | Nom. | Max. | | | | Label | SCOP | Pdesign | AEC | Back-up heater capacity at -10°C |
| 4MXS68F3V1B | 1.5+1.5 | 2.62 | 2.62 | --- | --- | 1.62 | 5.24 | 7.10 | 0.38 | 1.32 | 1.99 | 1.7 | 5.8 | 8.7 | 99 | 3.97 | A | A | 3.83 | 3.67 | 1340 | 0.70 |
| | 1.5+2.0 | 2.43 | 3.23 | --- | --- | 1.62 | 5.66 | 7.46 | 0.38 | 1.50 | 2.16 | 1.7 | 6.6 | 9.5 | 99 | 3.77 | A | A | 3.82 | 3.77 | 1381 | 0.69 |
| | 1.5+2.5 | 2.28 | 3.80 | --- | --- | 1.62 | 6.08 | 7.64 | 0.38 | 1.70 | 2.24 | 1.7 | 7.5 | 9.8 | 99 | 3.58 | B | A | 3.83 | 3.82 | 1397 | 0.73 |
| | 1.5+3.5 | 2.08 | 4.84 | --- | --- | 1.76 | 6.92 | 8.17 | 0.39 | 2.09 | 2.55 | 1.7 | 9.2 | 11.2 | 99 | 3.31 | C | A | 3.85 | 4.24 | 1542 | 0.80 |
| | 1.5+4.2 | 1.98 | 5.53 | --- | --- | 1.76 | 7.51 | 8.51 | 0.39 | 2.38 | 2.79 | 1.7 | 10.5 | 12.3 | 99 | 3.16 | D | A | 3.82 | 4.28 | 1567 | 0.83 |
| | 1.5+5.0 | 1.89 | 6.29 | --- | --- | 2.14 | 8.18 | 9.98 | 0.48 | 2.58 | 3.16 | 2.1 | 11.3 | 13.9 | 99 | 3.17 | D | A | 3.85 | 4.20 | 1526 | 0.81 |
| | 1.5+6.0 | 1.72 | 6.88 | --- | --- | 2.41 | 8.60 | 10.17 | 0.51 | 2.51 | 2.90 | 2.2 | 11.0 | 12.7 | 99 | 3.43 | B | A | 3.89 | 4.68 | 1684 | 0.88 |
| | 2.0+2.0 | 3.25 | 3.25 | --- | --- | 1.62 | 6.50 | 7.64 | 0.38 | 1.87 | 2.25 | 1.7 | 8.2 | 9.9 | 99 | 3.48 | B | A | 3.83 | 3.88 | 1420 | 0.74 |
| | 2.0+2.5 | 3.04 | 3.81 | --- | --- | 1.62 | 6.85 | 7.81 | 0.38 | 2.05 | 2.33 | 1.7 | 9.0 | 10.2 | 99 | 3.34 | C | A | 3.83 | 3.93 | 1439 | 0.73 |
| | 2.0+3.5 | 2.71 | 4.74 | --- | --- | 1.76 | 7.45 | 8.34 | 0.39 | 2.34 | 2.64 | 1.7 | 10.3 | 11.6 | 99 | 3.18 | D | A | 3.83 | 4.34 | 1589 | 0.83 |
| | 2.0+4.2 | 2.58 | 5.42 | --- | --- | 1.76 | 8.00 | 8.68 | 0.39 | 2.64 | 2.89 | 1.7 | 11.6 | 12.7 | 99 | 3.03 | D | A | 3.82 | 4.38 | 1607 | 0.82 |
| | 2.0+5.0 | 2.46 | 6.14 | --- | --- | 2.14 | 8.60 | 10.15 | 0.48 | 2.80 | 3.26 | 2.1 | 12.3 | 14.3 | 99 | 3.07 | D | A | 3.83 | 4.30 | 1572 | 0.85 |
| | 2.0+6.0 | 2.15 | 6.45 | --- | --- | 2.41 | 8.60 | 10.34 | 0.51 | 2.43 | 2.98 | 2.2 | 10.7 | 13.1 | 99 | 3.54 | B | A | 3.91 | 4.77 | 1708 | 0.91 |
| | 2.5+2.5 | 3.60 | 3.60 | --- | --- | 1.62 | 7.20 | 8.16 | 0.38 | 2.24 | 2.56 | 1.7 | 9.8 | 11.2 | 99 | 3.21 | C | A | 3.84 | 3.98 | 1452 | 0.77 |
| | 2.5+3.5 | 3.29 | 4.61 | --- | --- | 1.85 | 7.90 | 8.68 | 0.40 | 2.58 | 2.89 | 1.8 | 11.3 | 12.7 | 99 | 3.06 | D | A | 3.82 | 4.39 | 1610 | 0.83 |
| | 2.5+4.2 | 3.10 | 5.20 | --- | --- | 1.85 | 8.30 | 8.93 | 0.40 | 2.80 | 3.07 | 1.8 | 12.3 | 13.5 | 99 | 2.96 | D | A | 3.85 | 4.42 | 1606 | 0.85 |
| | 2.5+5.0 | 2.87 | 5.73 | --- | --- | 2.23 | 8.60 | 10.27 | 0.49 | 2.80 | 3.36 | 2.2 | 12.3 | 14.8 | 99 | 3.07 | D | A | 3.83 | 4.34 | 1589 | 0.83 |
| | 2.5+6.0 | 2.53 | 6.07 | --- | --- | 2.50 | 8.60 | 10.46 | 0.53 | 2.43 | 3.01 | 2.3 | 10.7 | 13.2 | 99 | 3.54 | B | A | 3.90 | 4.81 | 1725 | 0.89 |
| | 3.5+3.5 | 4.30 | 4.30 | --- | --- | 2.13 | 8.60 | 9.02 | 0.45 | 2.93 | 3.11 | 2.0 | 12.9 | 13.7 | 99 | 2.94 | D | A | 3.90 | 4.77 | 1712 | 0.91 |
| | 3.5+4.2 | 3.91 | 4.69 | --- | --- | 2.13 | 8.60 | 9.11 | 0.45 | 2.92 | 3.16 | 2.0 | 12.8 | 13.9 | 99 | 2.95 | D | A | 3.91 | 4.80 | 1721 | 0.93 |
| | 3.5+5.0 | 3.54 | 5.06 | --- | --- | 2.51 | 8.60 | 10.48 | 0.54 | 2.79 | 3.40 | 2.4 | 12.3 | 14.9 | 99 | 3.08 | D | A | 3.90 | 4.73 | 1697 | 0.92 |
| | 3.5+6.0 | 3.17 | 5.43 | --- | --- | 2.69 | 8.60 | 10.59 | 0.55 | 2.42 | 3.00 | 2.4 | 10.6 | 13.2 | 99 | 3.55 | B | A | 3.99 | 5.17 | 1813 | 1.01 |
| | 4.2+4.2 | 4.30 | 4.30 | --- | --- | 2.13 | 8.60 | 9.19 | 0.45 | 2.92 | 3.20 | 2.0 | 12.8 | 14.1 | 99 | 2.95 | D | A | 3.90 | 4.84 | 1736 | 0.92 |
| | 4.2+5.0 | 3.93 | 4.67 | --- | --- | 2.51 | 8.60 | 10.49 | 0.54 | 2.79 | 3.47 | 2.4 | 12.3 | 15.2 | 99 | 3.08 | D | A | 3.90 | 4.76 | 1709 | 0.90 |
| | 4.2+6.0 | 3.54 | 5.06 | --- | --- | 2.69 | 8.60 | 10.60 | 0.54 | 2.42 | 3.03 | 2.4 | 10.6 | 13.3 | 99 | 3.55 | B | A+ | 4.01 | 5.20 | 1814 | 1.00 |
| | 5.0+5.0 | 4.30 | 4.30 | --- | --- | 2.88 | 8.60 | 10.67 | 0.63 | 2.70 | 3.38 | 2.8 | 11.9 | 14.8 | 99 | 3.19 | D | A | 3.88 | 4.69 | 1692 | 0.89 |
| | 5.0+6.0 | 3.91 | 4.69 | --- | --- | 3.08 | 8.60 | 10.66 | 0.64 | 2.39 | 2.96 | 2.8 | 10.5 | 13.0 | 99 | 3.60 | B | A | 3.99 | 5.13 | 1800 | 0.98 |
| | 1.5+1.5+1.5 | 2.17 | 2.17 | 2.17 | --- | 1.97 | 6.50 | 9.54 | 0.44 | 1.50 | 2.46 | 1.9 | 6.6 | 10.8 | 99 | 4.33 | A | A | 3.86 | 4.75 | 1725 | 0.89 |
| | 1.5+1.5+2.0 | 2.08 | 2.08 | 2.77 | --- | 1.97 | 6.92 | 9.71 | 0.44 | 1.67 | 2.54 | 1.9 | 7.3 | 11.2 | 99 | 4.14 | A | A | 3.89 | 4.84 | 1742 | 0.92 |
| | 1.5+1.5+2.5 | 2.00 | 2.00 | 3.34 | --- | 2.06 | 7.34 | 9.79 | 0.45 | 1.82 | 2.58 | 2.0 | 8.0 | 11.3 | 99 | 4.03 | A | A | 3.90 | 4.88 | 1751 | 0.95 |
| | 1.5+1.5+3.5 | 1.89 | 1.89 | 4.40 | --- | 2.26 | 8.18 | 9.89 | 0.47 | 2.19 | 2.71 | 2.1 | 9.6 | 11.9 | 99 | 3.74 | A | A | 3.96 | 5.23 | 1849 | 0.98 |
| | 1.5+1.5+4.2 | 1.79 | 1.79 | 5.02 | --- | 2.26 | 8.60 | 9.89 | 0.47 | 2.38 | 2.71 | 2.1 | 10.5 | 11.9 | 99 | 3.61 | A | A | 3.98 | 5.26 | 1851 | 1.00 |
| | 1.5+1.5+5.0 | 1.61 | 1.61 | 5.38 | --- | 2.66 | 8.60 | 10.06 | 0.58 | 2.38 | 2.79 | 2.5 | 10.5 | 12.3 | 99 | 3.61 | A | A | 3.96 | 5.19 | 1834 | 0.99 |
| | 1.5+1.5+6.0 | 1.43 | 1.43 | 5.73 | --- | 2.87 | 8.60 | 10.18 | 0.58 | 2.16 | 2.51 | 2.5 | 9.5 | 11.0 | 99 | 3.98 | A | A+ | 4.09 | 5.59 | 1913 | 1.08 |
| | 1.5+2.0+2.0 | 2.00 | 2.67 | 2.67 | --- | 1.97 | 7.34 | 9.87 | 0.44 | 1.84 | 2.62 | 1.9 | 8.1 | 11.5 | 99 | 3.99 | A | A | 3.90 | 4.93 | 1771 | 0.95 |
| | 1.5+2.0+2.5 | 1.94 | 2.59 | 3.23 | --- | 2.06 | 7.76 | 9.96 | 0.45 | 2.00 | 2.65 | 2.0 | 8.8 | 11.6 | 99 | 3.88 | A | A | 3.93 | 4.97 | 1772 | 0.94 |
| | 1.5+2.0+3.5 | 1.84 | 2.46 | 4.30 | --- | 2.26 | 8.60 | 10.05 | 0.47 | 2.38 | 2.80 | 2.1 | 10.5 | 12.3 | 99 | 3.61 | A | A | 3.98 | 5.31 | 1868 | 1.00 |
| | 1.5+2.0+4.2 | 1.68 | 2.23 | 4.69 | --- | 2.26 | 8.60 | 10.06 | 0.47 | 2.38 | 2.79 | 2.1 | 10.5 | 12.3 | 99 | 3.61 | A | A | 3.98 | 5.34 | 1877 | 1.03 |
| | 1.5+2.0+5.0 | 1.52 | 2.02 | 5.06 | --- | 2.66 | 8.60 | 10.46 | 0.58 | 2.38 | 2.87 | 2.5 | 10.5 | 12.6 | 99 | 3.61 | A | A | 3.99 | 5.27 | 1850 | 1.01 |
| | 1.5+2.0+6.0 | 1.36 | 1.81 | 5.43 | --- | 2.87 | 8.60 | 10.47 | 0.58 | 2.16 | 2.59 | 2.5 | 9.5 | 11.4 | 99 | 3.98 | A | A+ | 4.10 | 5.66 | 1934 | 1.10 |
| | 1.5+2.5+2.5 | 1.89 | 3.15 | 3.15 | --- | 2.16 | 8.18 | 10.07 | 0.48 | 2.18 | 2.65 | 2.1 | 9.6 | 11.6 | 99 | 3.75 | A | A | 3.94 | 5.01 | 1780 | 0.97 |
| | 1.5+2.5+3.5 | 1.72 | 2.87 | 4.01 | --- | 2.35 | 8.60 | 10.17 | 0.50 | 2.38 | 2.79 | 2.2 | 10.5 | 12.3 | 99 | 3.61 | A | A | 3.99 | 5.35 | 1880 | 1.04 |
| | 1.5+2.5+4.2 | 1.57 | 2.62 | 4.40 | --- | 2.36 | 8.60 | 10.17 | 0.50 | 2.38 | 2.79 | 2.2 | 10.5 | 12.3 | 99 | 3.61 | A | A+ | 4.02 | 5.38 | 1876 | 1.02 |
| | 1.5+2.5+5.0 | 1.43 | 2.39 | 4.78 | --- | 2.75 | 8.60 | 10.58 | 0.60 | 2.38 | 2.87 | 2.6 | 10.5 | 12.6 | 99 | 3.61 | A | A | 3.98 | 5.31 | 1868 | 1.00 |
| | 1.5+2.5+6.0 | 1.29 | 2.15 | 5.16 | --- | 2.96 | 8.60 | 10.36 | 0.61 | 2.16 | 2.59 | 2.7 | 9.5 | 11.4 | 99 | 3.98 | A | A+ | 4.10 | 5.69 | 1945 | 1.08 |
| | 1.5+3.5+3.5 | 1.52 | 3.54 | 3.54 | --- | 2.64 | 8.60 | 10.18 | 0.58 | 2.38 | 2.79 | 2.5 | 10.5 | 12.3 | 99 | 3.61 | A | A+ | 4.09 | 5.66 | 1937 | 1.10 |
| | 1.5+3.5+4.2 | 1.40 | 3.27 | 3.93 | --- | 2.64 | 8.60 | 10.18 | 0.58 | 2.37 | 2.78 | 2.5 | 10.4 | 12.2 | 99 | 3.63 | A | A+ | 4.08 | 5.69 | 1951 | 1.09 |
| | 1.5+3.5+5.0 | 1.29 | 3.01 | 4.30 | --- | 2.94 | 8.60 | 10.51 | 0.66 | 2.37 | 2.82 | 2.9 | 10.4 | 12.4 | 99 | 3.63 | A | A+ | 4.09 | 5.62 | 1926 | 1.06 |
| | 1.5+3.5+6.0 | 1.17 | 2.74 | 4.69 | --- | 2.87 | 8.60 | 10.37 | 0.58 | 2.15 | 2.58 | 2.5 | 9.4 | 11.3 | 99 | 4.00 | A | A+ | 4.17 | 5.82 | 1954 | 1.11 |
| | 1.5+4.2+4.2 | 1.30 | 3.65 | 3.65 | --- | 2.64 | 8.60 | 10.27 | 0.58 | 2.37 | 2.82 | 2.5 | 10.4 | 12.4 | 99 | 3.63 | A | A+ | 4.10 | 5.71 | 1952 | 1.10 |
| | 1.5+4.2+5.0 | 1.21 | 3.38 | 4.02 | --- | 2.94 | 8.60 | 10.57 | 0.66 | 2.37 | 2.90 | 2.9 | 10.4 | 12.7 | 99 | 3.63 | A | A+ | 4.09 | 5.65 | 1935 | 1.09 |
| | 2.0+2.0+2.0 | 2.63 | 2.63 | 2.63 | --- | 1.97 | 7.89 | 10.04 | 0.44 | 2.05 | 2.70 | 1.9 | 9.0 | 11.9 | 99 | 3.85 | A | A | 3.94 | 5.01 | 1780 | 0.97 |
| | 2.0+2.0+2.5 | 2.54 | 2.54 | 3.17 | --- | 2.06 | 8.25 | 10.12 | 0.45 | 2.18 | 2.74 | 2.0 | 9.6 | 12.0 | 99 | 3.78 | A | A | 3.94 | 5.05 | 1794 | 0.96 |
| | 2.0+2.0+3.5 | 2.29 | 2.29 | 4.02 | --- | 2.26 | 8.60 | 10.22 | 0.47 | 2.34 | 2.88 | 2.1 | 10.3 | 12.6 | 99 | 3.68 | A | A+ | 4.02 | 5.39 | 1879 | 1.03 |
| | 2.0+2.0+4.2 | 2.10 | 2.10 | 4.40 | --- | 2.26 | 8.60 | 10.22 | 0.47 | 2.34 | 2.88 | 2.1 | 10.3 | 12.6 | 99 | 3.68 | A | A+ | 4.02 | 5.42 | 1888 | 1.05 |
| | 2.0+2.0+5.0 | 1.91 | 1.91 | 4.78 | --- | 2.66 | 8.60 | 10.40 | 0.58 | 2.34 | 2.96 | 2.5 | 10.3 | 13.0 | 99 | 3.68 | A | A | 3.99 | 5.35 | 1880 | 1.04 |
| | 2.0+2.0+6.0 | 1.72 | 1.72 | 5.16 | --- | 2.87 | 8.60 | 10.53 | 0.58 | 2.12 | 2.67 | 2.5 | 9.3 | 11.7 | 99 | 4.06 | A | A+ | 4.09 | 5.73 | 1960 | 1.08 |
| | 2.0+2.5+2.5 | 2.46 | 3.07 | 3.07 | --- | 2.16 | 8.60 | 10.13 | 0.46 | 2.35 | 2.84 | 2.0 | 10.3 | 12.5 | 99 | 3.66 | A | A | 3.94 | 5.09 | 1807 | 0.99 |
| | 2.0+2.5+3.5 | 2.15 | 2.69 | 3.76 | --- | 2.35 | 8.60 | 10.22 | 0.49 | 2.34 | 2.88 | 2.2 | 10.3 | 12.6 | 99 | 3.68 | A | A+ | 4.02 | 5.42 | 1888 | 1.05 |
| | 2.0+2.5+4.2 | 1.98 | 2.47 | 4.15 | --- | 2.36 | 8.60 | 10.23 | 0.49 | 2.34 | 2.87 | 2.2 | 10.3 | 12.6 | 99 | 3.68 | A | A+ | 4.02 | 5.45 | 1899 | 1.04 |
| | 2.0+2.5+5.0 | 1.81 | 2.26 | 4.53 | --- | 2.75 | 8.60 | 10.63 | 0.60 | 2.32 | 2.99 | 2.6 | 10.2 | 13.1 | 99 | 3.71 | A | A+ | 4.02 | 5.39 | 1879 | 1.03 |
| | 2.0+2.5+6.0 | 1.64 | 2.05 | 4.91 | --- | 2.96 | 8.60 | 10.64 | 0.60 | 2.10 | 2.64 | 2.6 | 9.2 | 11.6 | 99 | 4.10 | A | A+ | 4.13 | 5.76 | 1952 | 1.11 |
| | 2.0+3.5+3.5 | 1.92 | 3.34 | 3.34 | --- | 2.64 | 8.60 | 10.35 | 0.55 | 2.31 | 2.93 | 2.4 | 10.1 | 12.9 | 99 | 3.72 | A | A+ | 4.09 | 5.73 | 1963 | 1.08 |
| | 2.0+3.5+4.2 | 1.77 | 3.10 | 3.72 | --- | 2.64 | 8.60 | 10.35 | 0.55 | 2.31 | 2.92 | 2.4 | 10.1 | 12.8 | 99 | 3.72 | A | A+ | 4.12 | 5.76 | 1956 | 1.11 |
| | 2.0+3.5+5.0 | 1.64 | 2.87 | 4.09 | --- | 2.94 | 8.60 | 10.68 | 0.62 | 2.29 | 3.06 | 2.7 | 10.1 | 13.4 | 99 | 3.76 | A | A+ | 4.09 | 5.70 | 1951 | 1.09 |
| | 2.0+4.2+4.2 | 1.65 | 3.47 | 3.47 | --- | 2.64 | 8.60 | 10.36 | 0.55 | 2.31 | 2.92 | 2.4 | 10.1 | 12.8 | 99 | 3.72 | A | A+ | 4.12 | 5.78 | 1962 | 1.13 |
| | 2.5+2.5+2.5 | 2.86 | 2.86 | 2.86 | --- | 2.26 | 8.58 | 10.24 | 0.48 | 2.35 | 2.87 | 2.1 | 10.3 | 12.6 | 99 | 3.65 | A | A | 3.97 | 5.13 | 1809 | 0.98 |
| | 2.5+2.5+3.5 | 2.53 | 2.53 | 3.54 | --- | 2.45 | 8.60 | 10.45 | 0.51 | 2.34 | 2.96 | 2.2 | 10.3 | 13.0 | 99 | 3.68 | A | A+ | 4.02 | 5.46 | 1902 | 1.05 |
| | 2.5+2.5+4.2 | 2.34 | 2.34 | 3.93 | --- | 2.45 | 8.60 | 10.46 | 0.51 | 2.34 | 2.96 | 2.2 | 10.3 | 13.0 | 99 | 3.68 | A | A+ | 4.02 | 5.49 | 1912 | 1.03 |
| | 2.5+2.5+5.0 | 2.15 | 2.15 | 4.30 | --- | 2.85 | 8.60 | 10.64 | 0.62 | 2.29 | 3.02 | 2.7 | 10.1 | 13.3 | 99 | 3.76 | A | A+ | 4.03 | 5.43 | 1889 | 1.06 |
| | 2.5+2.5+6.0 | 1.95 | 1.95 | 4.70 | --- | 3.06 | 8.60 | 10.65 | 0.62 | 2.08 | 2.64 | 2.7 | 9.1 | 11.6 | 99 | 4.13 | A | A+ | 4.12 | 5.79 | 1966 | 1.10 |
| | 2.5+3.5+3.5 | 2.26 | 3.17 | 3.17 | --- | 2.73 | 8.60 | 10.58 | 0.56 | 2.31 | 2.96 | 2.5 | 10.1 | 13.0 | 99 | 3.72 | A | A+ | 4.12 | 5.76 | 1956 | 1.11 |
| | 2.5+3.5+4.2 | 2.11 | 2.95 | 3.54 | --- | 2.74 | 8.60 | 10.59 | 0.56 | 2.31 | 2.95 | 2.5 | 10.1 | 13.0 | 99 | 3.72 | A | A+ | 4.12 | 5.79 | 1970 | 1.10 |
| | 2.5+3.5+5.0 | 1.95 | 2.74 | 3.91 | --- | 3.13 | 8.60 | 10.65 | 0.64 | 2.29 | 2.98 | 2.8 | 10.1 | 13.1 | 99 | 3.76 | A | A+ | 4.09 | 5.73 | 1963 | 1.08 |
| | 2.5+4.2+4.2 | 1.97 | 3.31 | 3.31 | --- | 2.74 | 8.60 | 10.59 | 0.56 | 2.31 | 2.95 | 2.5 | 10.1 | 13.0 | 99 | 3.72 | A | A+ | 4.13 | 5.79 | 1961 | 1.13 |
| | 3.5+3.5+3.5 | 2.86 | 2.86 | 2.86 | --- | 2.92 | 8.58 | 10.63 | 0.61 | 2.29 | 3.03 | 2.7 | 10.1 | 13.3 | 99 | 3.75 | A | A+ | 4.22 | 5.83 | 1933 | 1.12 |
| | 1.5+1.5+1.5+1.5 | 1.94 | 1.94 | 1.94 | 1.94 | 2.42 | 7.76 | 9.68 | 0.52 | 1.62 | 2.30 | 2.3 | 7.1 | 10.1 | 99 | 4.79 | A | A+ | 4.10 | 5.64 | 1928 | 1.08 |
| | 1.5+1.5+1.5+2.0 | 1.89 | 1.89 | 1.89 | 2.52 | 2.42 | 8.18 | 9.86 | 0.52 | 1.78 | 2.38 | 2.3 | 7.8 | 10.5 | 99 | 4.60 | A | A+ | 4.14 | 5.72 | 1935 | 1.11 |
| | 1.5+1.5+1.5+2.5 | 1.84 | 1.84 | 1.84 | 3.07 | 2.52 | 8.60 | 9.96 | 0.53 | 1.94 | 2.34 | 2.3 | 8.5 | 10.3 | 99 | 4.43 | A | A+ | 4.14 | 5.75 | 1946 | 1.10 |
| | 1.5+1.5+1.5+3.5 | 1.61 | 1.61 | 1.61 | 3.76 | 2.72 | 8.60 | 10.06 | 0.57 | 1.94 | 2.40 | 2.5 | 8.5 | 10.5 | 99 | 4.43 | A | A+ | 4.23 | 5.82 | 1927 | 1.11 |
| | 1.5+1.5+1.5+4.2 | 1.48 | 1.48 | 1.48 | 4.15 | 2.73 | 8.60 | 10.06 | 0.56 | 1.93 | 2.39 | 2.5 | 8.5 | 10.5 | 99 | 4.46 | A | A+ | 4.26 | 5.83 | 1917 | 1.12 |
| | 1.5+1.5+1.5+5.0 | 1.36 | 1.36 | 1.36 | 4.53 | 3.04 | 8.60 | 10.12 | 0.63 | 1.89 | 2.31 | 2.8 | 8.3 | 10.1 | 99 | 4.55 | A | A+ | 4.23 | 5.82 | 1929 | 1.11 |
| | 1.5+1.5+1.5+6.0 | 1.23 | 1.23 | 1.23 | 4.91 | 2.98 | 8.60 | 10.46 | 0.48 | 1.66 | 2.15 | 2.1 | 7.3 | 9.4 | 99 | 5.18 | A | A+ | 4.37 | 5.84 | 1872 | 1.12 |

Notes:
1. Cooling capacity is based on 27°CDB/19°CWB (Indoor temperature). 35°CDB (Outdoor temperature).
   Heating capacity is based on 20°CDB (Indoor temperature). 7°CDB/6°CWB (Outdoor temperature).
2. The total ability of connected indoor unit is up to 11.0kW.
3. It is impossible to connect the indoor unit for one room only.
4. The above is the value for connecting with the following indoor units.
   1.5kW: wall mounted CTXS-K series; 2.0, 2.5, 3.5, 4.2, 5.0kW: wall mounted FTXS-K series
   6.0 kW class; wall mounted G series

# Combination tables

## Heating

| Outdoor unit | Indoor unit | Heating capacity (kW) | | | | Total capacity (kW) | | | Power input (kW) | | | Total current (A) | | | Power factor (%) | COP | Energy label | Seasonal data | | | | |
|---|---|---|---|---|---|---|---|---|---|---|---|---|---|---|---|---|---|---|---|---|---|---|
| | | A room | B room | C room | D room | Min. | Nom. | Max. | Min. | Nom. | Max. | Min. | Nom. | Max. | | | | Label | SCOP | Pdesign | AEC | Back-up heater capacity at -10°C |
| 4MXS68F3V1B | 1.5+1.5+2.0+2.0 | 1.84 | 1.84 | 2.46 | 2.46 | 2.42 | 8.60 | 10.04 | 0.52 | 1.94 | 2.46 | 2.3 | 8.5 | 10.8 | 99 | 4.43 | A | A+ | 4.15 | 5.78 | 1953 | 1.13 |
| | 1.5+1.5+2.0+2.5 | 1.72 | 1.72 | 2.29 | 2.87 | 2.52 | 8.60 | 10.13 | 0.53 | 1.94 | 2.42 | 2.3 | 8.5 | 10.6 | 99 | 4.43 | A | A+ | 4.15 | 5.79 | 1953 | 1.13 |
| | 1.5+1.5+2.0+3.5 | 1.52 | 1.52 | 2.02 | 3.54 | 2.72 | 8.60 | 10.23 | 0.57 | 1.94 | 2.47 | 2.5 | 8.5 | 10.8 | 99 | 4.43 | A | A+ | 4.27 | 5.83 | 1913 | 1.12 |
| | 1.5+1.5+2.0+4.2 | 1.40 | 1.40 | 1.87 | 3.93 | 2.73 | 8.60 | 10.24 | 0.56 | 1.93 | 2.47 | 2.5 | 8.5 | 10.8 | 99 | 4.46 | A | A+ | 4.30 | 5.83 | 1900 | 1.11 |
| | 1.5+1.5+2.0+5.0 | 1.29 | 1.29 | 1.72 | 4.30 | 3.04 | 8.60 | 10.30 | 0.63 | 1.89 | 2.39 | 2.8 | 8.3 | 10.5 | 99 | 4.55 | A | A+ | 4.26 | 5.83 | 1917 | 1.12 |
| | 1.5+1.5+2.0+6.0 | 1.17 | 1.17 | 1.56 | 4.69 | 2.98 | 8.60 | 10.64 | 0.48 | 1.66 | 2.22 | 2.1 | 7.3 | 9.7 | 99 | 5.18 | A | A+ | 4.42 | 5.84 | 1852 | 1.12 |
| | 1.5+1.5+2.5+2.5 | 1.61 | 1.61 | 2.69 | 2.69 | 2.62 | 8.60 | 10.14 | 0.55 | 1.94 | 2.42 | 2.4 | 8.5 | 10.6 | 99 | 4.43 | A | A+ | 4.18 | 5.80 | 1943 | 1.10 |
| | 1.5+1.5+2.5+3.5 | 1.43 | 1.43 | 2.39 | 3.34 | 2.92 | 8.60 | 10.24 | 0.63 | 1.94 | 2.47 | 2.8 | 8.5 | 10.8 | 99 | 4.43 | A | A+ | 4.30 | 5.83 | 1898 | 1.11 |
| | 1.5+1.5+2.5+4.2 | 1.33 | 1.33 | 2.22 | 3.72 | 2.92 | 8.60 | 10.24 | 0.62 | 1.93 | 2.47 | 2.7 | 8.5 | 10.8 | 99 | 4.46 | A | A+ | 4.31 | 5.84 | 1897 | 1.12 |
| | 1.5+1.5+2.5+5.0 | 1.23 | 1.23 | 2.05 | 4.10 | 3.04 | 8.60 | 10.48 | 0.63 | 1.89 | 2.46 | 2.8 | 8.3 | 10.8 | 99 | 4.55 | A | A+ | 4.27 | 5.83 | 1913 | 1.12 |
| | 1.5+1.5+3.5+3.5 | 1.29 | 1.29 | 3.01 | 3.01 | 3.12 | 8.60 | 10.34 | 0.68 | 1.93 | 2.50 | 3.0 | 8.5 | 11.0 | 99 | 4.46 | A | A+ | 4.41 | 5.84 | 1855 | 1.12 |
| | 1.5+1.5+3.5+4.2 | 1.21 | 1.21 | 2.81 | 3.38 | 2.93 | 8.60 | 10.43 | 0.62 | 1.89 | 2.54 | 2.7 | 8.3 | 11.2 | 99 | 4.55 | A | A+ | 4.41 | 5.84 | 1854 | 1.12 |
| | 1.5+2.0+2.0+2.0 | 1.72 | 2.29 | 2.29 | 2.29 | 2.42 | 8.60 | 10.22 | 0.52 | 1.94 | 2.54 | 2.3 | 8.5 | 11.2 | 99 | 4.43 | A | A+ | 4.18 | 5.80 | 1943 | 1.10 |
| | 1.5+2.0+2.0+2.5 | 1.61 | 2.15 | 2.15 | 2.69 | 2.52 | 8.60 | 10.31 | 0.53 | 1.94 | 2.49 | 2.3 | 8.5 | 10.9 | 99 | 4.43 | A | A+ | 4.19 | 5.81 | 1944 | 1.11 |
| | 1.5+2.0+2.0+3.5 | 1.43 | 1.91 | 1.91 | 3.34 | 2.72 | 8.60 | 10.41 | 0.57 | 1.94 | 2.55 | 2.5 | 8.5 | 11.2 | 99 | 4.43 | A | A+ | 4.32 | 5.84 | 1895 | 1.12 |
| | 1.5+2.0+2.0+4.2 | 1.33 | 1.77 | 1.77 | 3.72 | 2.73 | 8.60 | 10.42 | 0.56 | 1.93 | 2.55 | 2.5 | 8.5 | 11.2 | 99 | 4.46 | A | A+ | 4.32 | 5.84 | 1895 | 1.12 |
| | 1.5+2.0+2.0+5.0 | 1.23 | 1.64 | 1.64 | 4.10 | 3.04 | 8.60 | 10.48 | 0.63 | 1.89 | 2.46 | 2.8 | 8.3 | 10.8 | 99 | 4.55 | A | A+ | 4.30 | 5.83 | 1898 | 1.11 |
| | 1.5+2.0+2.5+2.5 | 1.52 | 2.02 | 2.53 | 2.53 | 2.62 | 8.60 | 10.31 | 0.55 | 1.94 | 2.49 | 2.4 | 8.5 | 10.9 | 99 | 4.43 | A | A+ | 4.19 | 5.81 | 1942 | 1.11 |
| | 1.5+2.0+2.5+3.5 | 1.36 | 1.81 | 2.26 | 3.17 | 2.92 | 8.60 | 10.41 | 0.63 | 1.94 | 2.55 | 2.8 | 8.5 | 11.2 | 99 | 4.43 | A | A+ | 4.32 | 5.84 | 1895 | 1.12 |
| | 1.5+2.0+2.5+4.2 | 1.26 | 1.69 | 2.11 | 3.54 | 2.92 | 8.60 | 10.42 | 0.62 | 1.93 | 2.55 | 2.7 | 8.5 | 11.2 | 99 | 4.46 | A | A+ | 4.33 | 5.84 | 1890 | 1.12 |
| | 1.5+2.0+2.5+5.0 | 1.17 | 1.56 | 1.95 | 3.91 | 3.04 | 8.60 | 10.66 | 0.63 | 1.89 | 2.54 | 2.8 | 8.3 | 11.2 | 99 | 4.55 | A | A+ | 4.32 | 5.84 | 1895 | 1.12 |
| | 1.5+2.0+3.5+3.5 | 1.23 | 1.64 | 2.87 | 2.87 | 3.12 | 8.60 | 10.51 | 0.68 | 1.93 | 2.58 | 3.0 | 8.5 | 11.3 | 99 | 4.46 | A | A+ | 4.42 | 5.84 | 1852 | 1.12 |
| | 1.5+2.5+2.5+2.5 | 1.43 | 2.39 | 2.39 | 2.39 | 2.72 | 8.60 | 10.32 | 0.58 | 1.94 | 2.49 | 2.5 | 8.5 | 10.9 | 99 | 4.43 | A | A+ | 4.19 | 5.81 | 1940 | 1.10 |
| | 1.5+2.5+2.5+3.5 | 1.29 | 2.15 | 2.15 | 3.01 | 3.02 | 8.60 | 10.50 | 0.66 | 1.93 | 2.59 | 2.9 | 8.5 | 11.4 | 99 | 4.46 | A | A+ | 4.36 | 5.84 | 1877 | 1.12 |
| | 1.5+2.5+2.5+4.2 | 1.21 | 2.01 | 2.01 | 3.38 | 2.92 | 8.60 | 10.59 | 0.62 | 1.93 | 2.62 | 2.7 | 8.5 | 11.5 | 99 | 4.46 | A | A+ | 4.36 | 5.84 | 1875 | 1.12 |
| | 1.5+2.5+3.5+3.5 | 1.17 | 1.95 | 2.74 | 2.74 | 3.12 | 8.60 | 10.60 | 0.68 | 1.90 | 2.62 | 3.0 | 8.3 | 11.5 | 99 | 4.53 | A | A+ | 4.48 | 5.84 | 1826 | 1.12 |
| | 2.0+2.0+2.0+2.0 | 2.15 | 2.15 | 2.15 | 2.15 | 2.42 | 8.60 | 10.39 | 0.52 | 1.91 | 2.61 | 2.3 | 8.4 | 11.5 | 99 | 4.50 | A | A+ | 4.19 | 5.81 | 1942 | 1.11 |
| | 2.0+2.0+2.0+2.5 | 2.02 | 2.02 | 2.02 | 2.54 | 2.52 | 8.60 | 10.48 | 0.53 | 1.91 | 2.57 | 2.3 | 8.4 | 11.3 | 99 | 4.50 | A | A+ | 4.20 | 5.82 | 1940 | 1.11 |
| | 2.0+2.0+2.0+3.5 | 1.81 | 1.81 | 1.81 | 3.17 | 2.72 | 8.60 | 10.58 | 0.57 | 1.90 | 2.63 | 2.5 | 8.3 | 11.6 | 99 | 4.53 | A | A+ | 4.36 | 5.84 | 1877 | 1.12 |
| | 2.0+2.0+2.0+4.2 | 1.69 | 1.69 | 1.69 | 3.54 | 2.73 | 8.60 | 10.59 | 0.56 | 1.90 | 2.63 | 2.5 | 8.3 | 11.6 | 99 | 4.53 | A | A+ | 4.36 | 5.84 | 1875 | 1.12 |
| | 2.0+2.0+2.0+5.0 | 1.56 | 1.56 | 1.56 | 3.92 | 3.04 | 8.60 | 10.65 | 0.63 | 1.86 | 2.54 | 2.8 | 8.2 | 11.2 | 99 | 4.62 | A | A+ | 4.33 | 5.84 | 1890 | 1.12 |
| | 2.0+2.0+2.5+2.5 | 1.91 | 1.91 | 2.39 | 2.39 | 2.62 | 8.60 | 10.49 | 0.55 | 1.91 | 2.57 | 2.4 | 8.4 | 11.3 | 99 | 4.50 | A | A+ | 4.23 | 5.82 | 1925 | 1.11 |
| | 2.0+2.0+2.5+3.5 | 1.72 | 1.72 | 2.15 | 3.01 | 2.92 | 8.60 | 10.59 | 0.60 | 1.90 | 2.63 | 2.6 | 8.3 | 11.6 | 99 | 4.53 | A | A+ | 4.36 | 5.84 | 1875 | 1.12 |
| | 2.0+2.0+2.5+4.2 | 1.61 | 1.61 | 2.01 | 3.38 | 2.92 | 8.60 | 10.59 | 0.60 | 1.90 | 2.63 | 2.6 | 8.3 | 11.6 | 99 | 4.53 | A | A+ | 4.37 | 5.84 | 1873 | 1.12 |
| | 2.0+2.0+3.5+3.5 | 1.56 | 1.56 | 2.74 | 2.74 | 3.12 | 8.60 | 10.69 | 0.65 | 1.90 | 2.66 | 2.9 | 8.3 | 11.7 | 99 | 4.53 | A | A+ | 4.48 | 5.84 | 1824 | 1.13 |
| | 2.0+2.5+2.5+2.5 | 1.82 | 2.26 | 2.26 | 2.26 | 2.72 | 8.60 | 10.49 | 0.57 | 1.91 | 2.57 | 2.5 | 8.4 | 11.3 | 99 | 4.50 | A | A+ | 4.24 | 5.82 | 1923 | 1.11 |
| | 2.0+2.5+2.5+3.5 | 1.64 | 2.05 | 2.05 | 2.86 | 3.02 | 8.60 | 10.68 | 0.63 | 1.90 | 2.67 | 2.8 | 8.3 | 11.7 | 99 | 4.53 | A | A+ | 4.37 | 5.84 | 1873 | 1.12 |
| | 2.5+2.5+2.5+2.5 | 2.15 | 2.15 | 2.15 | 2.15 | 2.82 | 8.60 | 10.67 | 0.57 | 1.91 | 2.59 | 2.5 | 8.4 | 11.4 | 99 | 4.50 | A | A+ | 4.26 | 5.83 | 1915 | 1.12 |
| | 2.5+2.5+2.5+3.5 | 1.95 | 1.95 | 1.95 | 2.75 | 3.12 | 8.60 | 10.68 | 0.64 | 1.88 | 2.58 | 2.8 | 8.3 | 11.3 | 99 | 4.57 | A | A+ | 4.37 | 5.84 | 1871 | 1.12 |

Notes:
1. Cooling capacity is based on 27°CDB/19°CWB (Indoor temperature). 35°CDB (Outdoor temperature).
   Heating capacity is based on 20°CDB (Indoor temperature). 7°CDB/6°CWB (Outdoor temperature).
2. The total ability of connected indoor unit is up to 11.0kW.
3. It is impossible to connect the indoor unit for one room only.
4. The above is the value for connecting with the following indoor units.
   1.5kW: wall mounted CTXS-K series; 2.0, 2.5, 3.5, 4.2, 5.0kW: wall mounted FTXS-K series
   6.0 kW class; wall mounted G series

# Combination tables

## Cooling

| Outdoor unit | Indoor unit | Cooling capacity (kW) | | | | Total capacity (kW) | | | Power input (kW) | | | Total current (A) | | | Power factor (%) | EER | Energy label | AEC (kWh) | Seasonal data | | | |
|---|---|---|---|---|---|---|---|---|---|---|---|---|---|---|---|---|---|---|---|---|---|---|
| | | A room | B room | C room | D room | Min. | Nom. | Max. | Min. | Nom. | Max. | Min. | Nom. | Max. | | | | | Label | SEER | Pdesign | AEC |
| 4MXS80E3V3B | 1.5+1.5 | 1.50 | 1.50 | --- | --- | 1.89 | 3.00 | 4.03 | 0.46 | 0.83 | 1.09 | 2.0 | 3.7 | 4.8 | 98 | 3.61 | A | 415 | A | 5.15 | 3.00 | 204 |
| | 1.5+2.0 | 1.50 | 2.00 | --- | --- | 1.91 | 3.50 | 4.51 | 0.50 | 1.00 | 1.28 | 2.2 | 4.4 | 5.7 | 98 | 3.50 | A | 500 | A | 5.38 | 3.50 | 228 |
| | 1.5+2.5 | 1.50 | 2.50 | --- | --- | 1.97 | 4.00 | 4.97 | 0.46 | 1.14 | 1.38 | 2.0 | 5.1 | 6.1 | 98 | 3.51 | A | 570 | A | 5.54 | 4.00 | 253 |
| | 1.5+3.5 | 1.50 | 3.50 | --- | --- | 2.07 | 5.00 | 5.83 | 0.46 | 1.52 | 1.82 | 2.0 | 6.7 | 8.1 | 98 | 3.29 | A | 760 | A | 5.56 | 5.00 | 315 |
| | 1.5+4.2 | 1.50 | 4.20 | --- | --- | 2.14 | 5.70 | 6.38 | 0.50 | 1.88 | 2.10 | 2.2 | 8.3 | 9.3 | 98 | 3.03 | B | 940 | A+ | 5.61 | 5.70 | 356 |
| | 1.5+5.0 | 1.50 | 5.00 | --- | --- | 2.22 | 6.50 | 6.95 | 0.51 | 2.22 | 2.51 | 2.3 | 9.8 | 11.1 | 98 | 2.93 | C | 1110 | A+ | 5.62 | 6.50 | 406 |
| | 1.5+6.0 | 1.44 | 5.75 | --- | --- | 2.34 | 7.19 | 7.59 | 0.55 | 2.42 | 2.67 | 2.4 | 10.7 | 11.8 | 98 | 2.97 | C | 1210 | A+ | 5.98 | 7.19 | 421 |
| | 1.5+7.1 | 1.30 | 6.15 | --- | --- | 2.49 | 7.45 | 8.19 | 0.59 | 2.61 | 3.08 | 2.6 | 11.6 | 13.7 | 98 | 2.85 | C | 1305 | A+ | 5.97 | 7.45 | 437 |
| | 2.0+2.0 | 2.00 | 2.00 | --- | --- | 1.97 | 4.00 | 5.30 | 0.50 | 1.23 | 1.67 | 2.2 | 5.5 | 7.4 | 98 | 3.25 | A | 615 | A | 5.57 | 4.00 | 252 |
| | 2.0+2.5 | 2.00 | 2.50 | --- | --- | 2.02 | 4.50 | 5.73 | 0.50 | 1.38 | 1.77 | 2.2 | 6.1 | 7.9 | 98 | 3.26 | A | 690 | A+ | 5.66 | 4.50 | 279 |
| | 2.0+3.5 | 2.00 | 3.50 | --- | --- | 2.12 | 5.50 | 6.31 | 0.50 | 1.77 | 2.44 | 2.2 | 7.9 | 10.8 | 98 | 3.11 | B | 885 | A+ | 5.64 | 5.50 | 342 |
| | 2.0+4.2 | 2.00 | 4.20 | --- | --- | 2.19 | 6.20 | 6.77 | 0.50 | 2.21 | 2.56 | 2.2 | 9.8 | 11.4 | 98 | 2.81 | C | 1105 | A+ | 5.73 | 6.20 | 379 |
| | 2.0+5.0 | 2.00 | 5.00 | --- | --- | 2.27 | 7.00 | 7.30 | 0.51 | 2.51 | 2.76 | 2.3 | 11.1 | 12.2 | 98 | 2.79 | D | 1255 | A | 5.59 | 7.00 | 439 |
| | 2.0+6.0 | 1.83 | 5.48 | --- | --- | 2.41 | 7.31 | 7.90 | 0.55 | 2.48 | 2.87 | 2.4 | 11.0 | 12.7 | 98 | 2.95 | C | 1240 | A+ | 6.03 | 7.31 | 424 |
| | 2.0+7.1 | 1.66 | 5.90 | --- | --- | 2.56 | 7.56 | 8.45 | 0.59 | 2.67 | 3.29 | 2.6 | 11.8 | 14.6 | 98 | 2.83 | C | 1335 | A+ | 6.01 | 7.56 | 441 |
| | 2.5+2.5 | 2.50 | 2.50 | --- | --- | 2.07 | 5.00 | 6.12 | 0.46 | 1.47 | 2.44 | 2.0 | 6.5 | 10.8 | 98 | 3.40 | A | 735 | A+ | 5.70 | 5.00 | 307 |
| | 2.5+3.5 | 2.50 | 3.50 | --- | --- | 2.17 | 6.00 | 6.60 | 0.50 | 1.99 | 2.38 | 2.2 | 8.8 | 10.6 | 98 | 3.02 | B | 995 | A+ | 5.70 | 6.00 | 369 |
| | 2.5+4.2 | 2.50 | 4.20 | --- | --- | 2.24 | 6.70 | 7.11 | 0.50 | 2.44 | 2.63 | 2.2 | 10.8 | 11.7 | 98 | 2.75 | D | 1220 | A+ | 5.69 | 6.70 | 412 |
| | 2.5+5.0 | 2.40 | 4.79 | --- | --- | 2.34 | 7.19 | 7.59 | 0.54 | 2.64 | 2.96 | 2.4 | 11.7 | 13.1 | 98 | 2.72 | D | 1320 | A | 5.57 | 7.19 | 452 |
| | 2.5+6.0 | 2.18 | 5.24 | --- | --- | 2.48 | 7.42 | 8.16 | 0.59 | 2.60 | 3.07 | 2.6 | 11.5 | 13.6 | 98 | 2.85 | C | 1300 | A+ | 6.00 | 7.42 | 433 |
| | 2.5+7.1 | 2.00 | 5.68 | --- | --- | 2.63 | 7.68 | 8.66 | 0.59 | 2.74 | 3.43 | 2.6 | 12.2 | 15.2 | 98 | 2.80 | C | 1370 | A+ | 5.99 | 7.68 | 449 |
| | 3.5+3.5 | 3.50 | 3.50 | --- | --- | 2.27 | 7.00 | 7.30 | 0.50 | 2.63 | 2.88 | 2.2 | 11.7 | 12.8 | 98 | 2.66 | D | 1315 | A | 5.55 | 7.00 | 442 |
| | 3.5+4.2 | 3.29 | 3.95 | --- | --- | 2.37 | 7.24 | 7.73 | 0.54 | 2.82 | 3.08 | 2.4 | 12.5 | 13.7 | 98 | 2.57 | E | 1410 | A | 5.53 | 7.24 | 458 |
| | 3.5+5.0 | 3.06 | 4.36 | --- | --- | 2.48 | 7.42 | 8.16 | 0.58 | 2.83 | 3.37 | 2.6 | 12.6 | 15.0 | 98 | 2.62 | D | 1415 | A | 5.50 | 7.42 | 473 |
| | 3.5+6.0 | 2.82 | 4.83 | --- | --- | 2.61 | 7.65 | 8.62 | 0.59 | 2.74 | 4.11 | 2.6 | 12.2 | 18.2 | 98 | 2.79 | D | 1370 | A+ | 5.91 | 7.65 | 454 |
| | 3.5+7.1 | 2.61 | 5.30 | --- | --- | 2.77 | 7.91 | 8.31 | 0.63 | 2.87 | 3.15 | 2.8 | 12.7 | 14.0 | 98 | 2.76 | D | 1435 | A+ | 5.93 | 7.91 | 467 |
| | 4.2+4.2 | 3.70 | 3.70 | --- | --- | 2.46 | 7.40 | 8.11 | 0.58 | 2.88 | 3.42 | 2.6 | 12.8 | 15.2 | 98 | 2.57 | E | 1440 | A | 5.54 | 7.40 | 468 |
| | 4.2+5.0 | 3.46 | 4.12 | --- | --- | 2.57 | 7.58 | 8.48 | 0.58 | 2.96 | 3.59 | 2.6 | 13.1 | 15.9 | 98 | 2.56 | E | 1480 | A | 5.49 | 7.58 | 484 |
| | 4.2+6.0 | 3.22 | 4.60 | --- | --- | 2.71 | 7.82 | 8.89 | 0.63 | 2.80 | 3.66 | 2.8 | 12.4 | 16.2 | 98 | 2.79 | D | 1400 | A+ | 5.92 | 7.82 | 463 |
| | 4.2+7.1 | 2.97 | 5.03 | --- | --- | 2.86 | 8.00 | 9.16 | 0.67 | 2.94 | 3.82 | 3.0 | 13.0 | 16.9 | 98 | 2.72 | D | 1470 | A+ | 5.93 | 8.00 | 472 |
| | 5.0+5.0 | 3.88 | 3.88 | --- | --- | 2.68 | 7.76 | 8.66 | 0.62 | 2.98 | 3.62 | 2.8 | 13.2 | 16.1 | 98 | 2.60 | D | 1490 | A | 5.41 | 7.76 | 503 |
| | 5.0+6.0 | 3.64 | 4.36 | --- | --- | 2.82 | 8.00 | 9.14 | 0.67 | 2.88 | 3.69 | 3.0 | 12.8 | 16.4 | 98 | 2.78 | D | 1440 | A+ | 5.89 | 8.00 | 476 |
| | 5.0+7.1 | 3.31 | 4.69 | --- | --- | 2.97 | 8.00 | 9.35 | 0.67 | 2.82 | 3.85 | 3.0 | 12.5 | 17.1 | 98 | 2.84 | C | 1410 | A+ | 5.92 | 8.00 | 474 |
| | 6.0+6.0 | 4.00 | 4.00 | --- | --- | 2.96 | 8.00 | 9.39 | 0.67 | 2.65 | 3.60 | 3.0 | 11.8 | 16.0 | 98 | 3.02 | B | 1325 | A++ | 6.29 | 8.00 | 446 |
| | 6.0+7.1 | 3.66 | 4.34 | --- | --- | 3.11 | 8.00 | 9.55 | 0.71 | 2.58 | 3.76 | 3.1 | 11.4 | 16.7 | 98 | 3.10 | B | 1290 | A++ | 6.30 | 8.00 | 445 |
| | 7.1+7.1 | 4.00 | 4.00 | --- | --- | 3.26 | 8.00 | 9.60 | 0.75 | 2.51 | 3.77 | 3.3 | 11.1 | 16.7 | 98 | 3.19 | B | 1255 | A++ | 6.33 | 8.00 | 443 |
| | 1.5+1.5+1.5 | 1.50 | 1.50 | 1.50 | --- | 2.02 | 4.50 | 5.41 | 0.48 | 1.14 | 1.47 | 2.1 | 5.1 | 6.5 | 98 | 3.95 | A | 570 | A+ | 5.77 | 4.50 | 274 |
| | 1.5+1.5+2.0 | 1.50 | 1.50 | 2.00 | --- | 2.07 | 5.00 | 5.83 | 0.52 | 1.28 | 1.67 | 2.3 | 5.7 | 7.4 | 98 | 3.91 | A | 640 | A+ | 5.90 | 5.00 | 297 |
| | 1.5+1.5+2.5 | 1.50 | 1.50 | 2.50 | --- | 2.12 | 5.50 | 6.23 | 0.52 | 1.52 | 1.89 | 2.3 | 6.7 | 8.4 | 98 | 3.62 | A | 760 | A+ | 5.95 | 5.50 | 324 |
| | 1.5+1.5+3.5 | 1.50 | 1.50 | 3.50 | --- | 2.22 | 6.50 | 6.95 | 0.52 | 2.00 | 2.29 | 2.3 | 8.9 | 10.2 | 98 | 3.25 | A | 1000 | A+ | 5.99 | 6.50 | 380 |
| | 1.5+1.5+4.2 | 1.48 | 1.48 | 4.15 | --- | 2.30 | 7.12 | 7.41 | 0.52 | 2.35 | 2.54 | 2.3 | 10.4 | 11.3 | 98 | 3.03 | B | 1175 | A+ | 5.95 | 7.12 | 419 |
| | 1.5+1.5+5.0 | 1.37 | 1.37 | 4.57 | --- | 2.41 | 7.31 | 7.88 | 0.56 | 2.43 | 2.75 | 2.5 | 10.8 | 12.2 | 98 | 3.01 | B | 1215 | A+ | 5.91 | 7.31 | 434 |
| | 1.5+1.5+6.0 | 1.26 | 1.26 | 5.03 | --- | 2.55 | 7.54 | 8.38 | 0.60 | 2.32 | 2.85 | 2.7 | 10.3 | 12.6 | 98 | 3.25 | A | 1160 | A++ | 6.23 | 7.54 | 424 |
| | 1.5+1.5+7.1 | 1.16 | 1.16 | 5.48 | --- | 2.70 | 7.79 | 8.84 | 0.64 | 2.45 | 3.14 | 2.8 | 10.9 | 13.9 | 98 | 3.18 | B | 1225 | A++ | 6.25 | 7.79 | 437 |
| | 1.5+2.0+2.0 | 1.50 | 2.00 | 2.00 | --- | 2.12 | 5.50 | 6.23 | 0.52 | 1.52 | 1.89 | 2.3 | 6.7 | 8.4 | 98 | 3.62 | A | 760 | A+ | 5.99 | 5.50 | 322 |
| | 1.5+2.0+2.5 | 1.50 | 2.00 | 2.50 | --- | 2.17 | 6.00 | 6.60 | 0.52 | 1.73 | 2.06 | 2.3 | 7.7 | 9.1 | 98 | 3.47 | A | 865 | A+ | 6.05 | 6.00 | 348 |
| | 1.5+2.0+3.5 | 1.50 | 2.00 | 3.50 | --- | 2.27 | 7.00 | 7.28 | 0.52 | 2.29 | 2.48 | 2.3 | 10.2 | 11.0 | 98 | 3.06 | B | 1145 | A+ | 6.01 | 7.00 | 408 |
| | 1.5+2.0+4.2 | 1.41 | 1.88 | 3.95 | --- | 2.37 | 7.24 | 7.71 | 0.55 | 2.42 | 2.74 | 2.4 | 10.7 | 12.2 | 98 | 2.99 | C | 1210 | A+ | 5.99 | 7.24 | 424 |
| | 1.5+2.0+5.0 | 1.31 | 1.75 | 4.36 | --- | 2.48 | 7.42 | 8.14 | 0.59 | 2.49 | 2.95 | 2.6 | 11.0 | 13.1 | 98 | 2.98 | C | 1245 | A+ | 5.96 | 7.42 | 436 |
| | 1.5+2.0+6.0 | 1.21 | 1.61 | 4.83 | --- | 2.61 | 7.65 | 8.60 | 0.60 | 2.38 | 3.00 | 2.7 | 10.6 | 13.3 | 98 | 3.21 | A | 1190 | A++ | 6.30 | 7.65 | 425 |
| | 1.5+2.0+7.1 | 1.12 | 1.49 | 5.30 | --- | 2.77 | 7.91 | 9.01 | 0.64 | 2.51 | 3.29 | 2.8 | 11.1 | 14.6 | 98 | 3.15 | B | 1255 | A++ | 6.28 | 7.91 | 442 |
| | 1.5+2.5+2.5 | 1.50 | 2.50 | 2.50 | --- | 2.22 | 6.50 | 6.95 | 0.52 | 2.00 | 2.29 | 2.3 | 8.9 | 10.2 | 98 | 3.25 | A | 1000 | A++ | 6.12 | 6.50 | 373 |
| | 1.5+2.5+3.5 | 1.44 | 2.40 | 3.36 | --- | 2.34 | 7.19 | 7.59 | 0.55 | 2.42 | 2.67 | 2.4 | 10.7 | 11.8 | 98 | 2.97 | C | 1210 | A+ | 5.97 | 7.19 | 422 |
| | 1.5+2.5+4.2 | 1.34 | 2.24 | 3.76 | --- | 2.44 | 7.35 | 7.99 | 0.55 | 2.54 | 2.94 | 2.4 | 11.3 | 13.0 | 98 | 2.89 | C | 1270 | A+ | 5.97 | 7.35 | 431 |
| | 1.5+2.5+5.0 | 1.26 | 2.09 | 4.19 | --- | 2.55 | 7.54 | 8.38 | 0.59 | 2.55 | 3.10 | 2.6 | 11.3 | 13.8 | 98 | 2.96 | C | 1275 | A+ | 5.96 | 7.54 | 443 |
| | 1.5+2.5+6.0 | 1.17 | 1.94 | 4.66 | --- | 2.68 | 7.77 | 8.80 | 0.60 | 2.45 | 3.14 | 2.7 | 10.9 | 13.9 | 98 | 3.17 | B | 1225 | A++ | 6.26 | 7.77 | 435 |
| | 1.5+2.5+7.1 | 1.08 | 1.80 | 5.12 | --- | 2.83 | 8.00 | 9.16 | 0.64 | 2.58 | 3.37 | 2.8 | 11.4 | 15.0 | 98 | 3.10 | B | 1290 | A++ | 6.26 | 8.00 | 448 |
| | 1.5+3.5+3.5 | 1.31 | 3.06 | 3.06 | --- | 2.48 | 7.42 | 8.14 | 0.59 | 2.54 | 3.08 | 2.6 | 11.3 | 13.7 | 98 | 2.92 | C | 1270 | A+ | 5.90 | 7.42 | 441 |
| | 1.5+3.5+4.2 | 1.24 | 2.88 | 3.46 | --- | 2.57 | 7.58 | 8.47 | 0.59 | 2.67 | 3.29 | 2.6 | 11.8 | 14.6 | 98 | 2.84 | C | 1335 | A+ | 5.94 | 7.58 | 447 |
| | 1.5+3.5+5.0 | 1.17 | 2.72 | 3.89 | --- | 2.68 | 7.77 | 8.80 | 0.63 | 2.68 | 3.46 | 2.8 | 11.9 | 15.4 | 98 | 2.90 | C | 1340 | A+ | 5.88 | 7.77 | 463 |
| | 1.5+3.5+6.0 | 1.09 | 2.55 | 4.36 | --- | 2.82 | 8.00 | 9.13 | 0.64 | 2.58 | 3.37 | 2.8 | 11.4 | 15.0 | 98 | 3.10 | B | 1290 | A++ | 6.17 | 8.00 | 454 |
| | 1.5+3.5+7.1 | 0.99 | 2.31 | 4.69 | --- | 2.97 | 8.00 | 9.39 | 0.67 | 2.51 | 3.61 | 3.0 | 11.1 | 16.0 | 98 | 3.19 | B | 1255 | A++ | 6.19 | 8.00 | 453 |
| | 1.5+4.2+4.2 | 1.17 | 3.29 | 3.29 | --- | 2.67 | 7.75 | 8.76 | 0.63 | 2.67 | 3.51 | 2.8 | 11.8 | 15.6 | 98 | 2.90 | C | 1335 | A+ | 5.93 | 7.75 | 458 |
| | 1.5+4.2+5.0 | 1.11 | 3.11 | 3.71 | --- | 2.78 | 7.93 | 9.04 | 0.63 | 2.68 | 3.61 | 2.8 | 11.9 | 16.0 | 98 | 2.96 | C | 1340 | A+ | 5.87 | 7.93 | 474 |
| | 1.5+4.2+6.0 | 1.03 | 2.87 | 4.10 | --- | 2.92 | 8.00 | 9.30 | 0.67 | 2.51 | 3.53 | 3.0 | 11.1 | 15.7 | 98 | 3.19 | B | 1255 | A++ | 6.18 | 8.00 | 453 |
| | 1.5+4.2+7.1 | 0.94 | 2.63 | 4.44 | --- | 3.07 | 8.00 | 9.50 | 0.71 | 2.52 | 3.69 | 3.1 | 11.2 | 16.4 | 98 | 3.17 | B | 1260 | A++ | 6.19 | 8.00 | 453 |
| | 1.5+5.0+5.0 | 1.04 | 3.48 | 3.48 | --- | 2.89 | 8.00 | 9.26 | 0.67 | 2.76 | 3.72 | 3.0 | 12.2 | 16.5 | 98 | 2.90 | C | 1380 | A+ | 5.86 | 8.00 | 478 |
| | 1.5+5.0+6.0 | 0.96 | 3.20 | 3.84 | --- | 3.03 | 8.00 | 9.45 | 0.68 | 2.46 | 3.55 | 3.0 | 10.9 | 15.7 | 98 | 3.25 | A | 1230 | A++ | 6.17 | 8.00 | 454 |
| | 1.5+5.0+7.1 | 0.88 | 2.94 | 4.18 | --- | 3.18 | 8.00 | 9.57 | 0.71 | 2.39 | 3.63 | 3.1 | 10.6 | 16.1 | 98 | 3.35 | A | 1195 | A++ | 6.19 | 8.00 | 453 |
| | 1.5+6.0+6.0 | 0.89 | 3.56 | 3.56 | --- | 3.16 | 8.00 | 9.56 | 0.72 | 2.28 | 3.29 | 3.2 | 10.1 | 14.6 | 98 | 3.51 | A | 1140 | A++ | 6.33 | 8.00 | 443 |
| | 2.0+2.0+2.0 | 2.00 | 2.00 | 2.00 | --- | 2.17 | 6.00 | 6.63 | 0.52 | 1.73 | 2.12 | 2.3 | 7.7 | 9.4 | 98 | 3.47 | A | 865 | A+ | 6.07 | 6.00 | 346 |
| | 2.0+2.0+2.5 | 2.00 | 2.00 | 2.50 | --- | 2.22 | 6.50 | 6.95 | 0.52 | 2.00 | 2.29 | 2.3 | 8.9 | 10.2 | 98 | 3.25 | A | 1000 | A++ | 6.20 | 6.50 | 367 |
| | 2.0+2.0+3.5 | 1.92 | 1.92 | 3.36 | --- | 2.34 | 7.19 | 7.61 | 0.55 | 2.42 | 2.67 | 2.4 | 10.7 | 11.8 | 98 | 2.97 | C | 1210 | A+ | 6.05 | 7.19 | 417 |
| | 2.0+2.0+4.2 | 1.79 | 1.79 | 3.76 | --- | 2.44 | 7.35 | 8.01 | 0.55 | 2.54 | 2.87 | 2.4 | 11.3 | 12.7 | 98 | 2.89 | C | 1270 | A+ | 6.06 | 7.35 | 425 |
| | 2.0+2.0+5.0 | 1.68 | 1.68 | 4.19 | --- | 2.55 | 7.54 | 8.40 | 0.59 | 2.55 | 3.17 | 2.6 | 11.3 | 14.1 | 98 | 2.96 | C | 1275 | A+ | 6.04 | 7.54 | 438 |
| | 2.0+2.0+6.0 | 1.55 | 1.55 | 4.66 | --- | 2.68 | 7.77 | 8.82 | 0.60 | 2.45 | 3.14 | 2.7 | 10.9 | 13.9 | 98 | 3.17 | B | 1225 | A++ | 6.28 | 7.77 | 433 |
| | 2.0+2.0+7.1 | 1.44 | 1.44 | 5.12 | --- | 2.83 | 8.00 | 9.18 | 0.64 | 2.58 | 3.45 | 2.8 | 11.4 | 15.3 | 98 | 3.10 | B | 1290 | A++ | 6.29 | 8.00 | 446 |
| | 2.0+2.5+2.5 | 2.00 | 2.50 | 2.50 | --- | 2.27 | 7.00 | 7.30 | 0.52 | 2.29 | 2.48 | 2.3 | 10.2 | 11.0 | 98 | 3.06 | B | 1145 | A++ | 6.16 | 7.00 | 398 |
| | 2.0+2.5+3.5 | 1.83 | 2.28 | 3.20 | --- | 2.41 | 7.31 | 7.90 | 0.55 | 2.48 | 2.87 | 2.4 | 11.0 | 12.7 | 98 | 2.95 | C | 1240 | A+ | 6.05 | 7.31 | 423 |
| | 2.0+2.5+4.2 | 1.72 | 2.15 | 3.61 | --- | 2.50 | 7.47 | 8.26 | 0.59 | 2.61 | 3.01 | 2.6 | 11.6 | 13.4 | 98 | 2.86 | C | 1305 | A+ | 6.04 | 7.47 | 434 |
| | 2.0+2.5+5.0 | 1.61 | 2.01 | 4.03 | --- | 2.61 | 7.65 | 8.62 | 0.59 | 2.62 | 3.31 | 2.6 | 11.6 | 14.7 | 98 | 2.92 | C | 1310 | A+ | 6.02 | 7.65 | 445 |
| | 2.0+2.5+6.0 | 1.50 | 1.88 | 4.50 | --- | 2.75 | 7.88 | 8.99 | 0.64 | 2.51 | 3.29 | 2.8 | 11.1 | 14.6 | 98 | 3.14 | B | 1255 | A++ | 6.29 | 7.88 | 439 |
| | 2.0+2.5+7.1 | 1.38 | 1.72 | 4.90 | --- | 2.90 | 8.00 | 9.30 | 0.67 | 2.58 | 3.53 | 3.0 | 11.4 | 15.7 | 98 | 3.10 | B | 1290 | A++ | 6.29 | 8.00 | 446 |

Notes:
1. Cooling capacity is based on 27°CDB/19°CWB (Indoor temperature). 35°CDB (Outdoor temperature).
   Heating capacity is based on 20°CDB (Indoor temperature). 7°CDB/6°CWB (Outdoor temperature).
2. The total ability of connected indoor unit is up to 14.5kW.
3. It is impossible to connect the indoor unit for one room only.
4. The above is the value for connecting with the following indoor units.
   1.5kW: wall mounted CTXS-K series; 2.0, 2.5, 3.5, 4.2, 5.0kW: wall mounted FTXS-K series
   6.0, 7.1 kW class; wall mounted G series

# Combination tables

## Cooling

| Outdoor unit | Indoor unit | Cooling capacity (kW) | | | | Total capacity (kW) | | | Power input (kW) | | | Total current (A) | | | Power factor (%) | EER | Energy label | AEC (kWh) | Seasonal data | | | |
|---|---|---|---|---|---|---|---|---|---|---|---|---|---|---|---|---|---|---|---|---|---|---|
| | | A room | B room | C room | D room | Min. | Nom. | Max. | Min. | Nom. | Max. | Min. | Nom. | Max. | | | | | Label | SEER | Pdesign | AEC |
| 4MXS80E3V3B | 2.0+3.5+3.5 | 1.68 | 2.93 | 2.93 | --- | 2.55 | 7.54 | 8.40 | 0.59 | 2.67 | 3.22 | 2.6 | 11.8 | 14.3 | 98 | 2.82 | C | 1335 | A+ | 5.99 | 7.54 | 441 |
| | 2.0+3.5+4.2 | 1.59 | 2.78 | 3.33 | --- | 2.64 | 7.70 | 8.70 | 0.63 | 2.74 | 3.37 | 2.8 | 12.2 | 15.0 | 98 | 2.81 | C | 1370 | A+ | 5.97 | 7.70 | 452 |
| | 2.0+3.5+5.0 | 1.50 | 2.63 | 3.75 | --- | 2.75 | 7.88 | 8.99 | 0.63 | 2.75 | 3.61 | 2.8 | 12.2 | 16.0 | 98 | 2.87 | C | 1375 | A+ | 5.92 | 7.88 | 467 |
| | 2.0+3.5+6.0 | 1.39 | 2.43 | 4.17 | --- | 2.89 | 8.00 | 9.28 | 0.67 | 2.58 | 3.52 | 3.0 | 11.4 | 15.6 | 98 | 3.10 | B | 1290 | A++ | 6.20 | 8.00 | 452 |
| | 2.0+3.5+7.1 | 1.27 | 2.22 | 4.51 | --- | 3.04 | 8.00 | 9.10 | 0.67 | 2.51 | 3.30 | 3.0 | 11.1 | 14.6 | 98 | 3.19 | B | 1255 | A++ | 6.21 | 8.00 | 451 |
| | 2.0+4.2+4.2 | 1.51 | 3.17 | 3.17 | --- | 2.74 | 7.86 | 8.99 | 0.63 | 2.74 | 3.66 | 2.8 | 12.2 | 16.2 | 98 | 2.87 | C | 1370 | A+ | 5.95 | 7.86 | 463 |
| | 2.0+4.2+5.0 | 1.43 | 3.00 | 3.57 | --- | 2.85 | 8.00 | 9.23 | 0.67 | 2.75 | 3.77 | 3.0 | 12.2 | 16.7 | 98 | 2.91 | C | 1375 | A+ | 5.92 | 8.00 | 473 |
| | 2.0+4.2+6.0 | 1.31 | 2.75 | 3.93 | --- | 2.98 | 8.00 | 9.45 | 0.67 | 2.51 | 3.60 | 3.0 | 11.1 | 16.0 | 98 | 3.19 | B | 1255 | A++ | 6.21 | 8.00 | 451 |
| | 2.0+4.2+7.1 | 1.20 | 2.53 | 4.27 | --- | 3.14 | 8.00 | 9.60 | 0.71 | 2.52 | 3.69 | 3.1 | 11.2 | 16.4 | 98 | 3.17 | B | 1260 | A++ | 6.25 | 8.00 | 449 |
| | 2.0+5.0+5.0 | 1.33 | 3.33 | 3.33 | --- | 2.96 | 8.00 | 9.39 | 0.67 | 2.76 | 3.80 | 3.0 | 12.2 | 16.9 | 98 | 2.90 | C | 1380 | A+ | 5.90 | 8.00 | 475 |
| | 2.0+5.0+6.0 | 1.23 | 3.08 | 3.69 | --- | 3.09 | 8.00 | 9.54 | 0.71 | 2.46 | 3.63 | 3.1 | 10.9 | 16.1 | 98 | 3.25 | A | 1230 | A++ | 6.21 | 8.00 | 451 |
| | 2.0+5.0+7.1 | 1.13 | 2.84 | 4.03 | --- | 3.25 | 8.00 | 9.60 | 0.71 | 2.39 | 3.63 | 3.1 | 10.6 | 16.1 | 98 | 3.35 | A | 1195 | A++ | 6.24 | 8.00 | 449 |
| | 2.0+6.0+6.0 | 1.14 | 3.43 | 3.43 | --- | 3.23 | 8.00 | 9.60 | 0.72 | 2.28 | 3.37 | 3.2 | 10.1 | 15.0 | 98 | 3.51 | A | 1140 | A++ | 6.36 | 8.00 | 441 |
| | 2.5+2.5+2.5 | 2.40 | 2.40 | 2.40 | --- | 2.34 | 7.20 | 7.61 | 0.55 | 2.42 | 2.67 | 2.4 | 10.7 | 11.8 | 98 | 2.98 | C | 1210 | A++ | 6.12 | 7.20 | 412 |
| | 2.5+2.5+3.5 | 2.18 | 2.18 | 3.06 | --- | 2.48 | 7.42 | 8.16 | 0.59 | 2.54 | 3.08 | 2.6 | 11.3 | 13.7 | 98 | 2.92 | C | 1270 | A+ | 6.04 | 7.42 | 431 |
| | 2.5+2.5+4.2 | 2.06 | 2.06 | 3.46 | --- | 2.57 | 7.58 | 8.49 | 0.59 | 2.67 | 3.29 | 2.6 | 11.8 | 14.6 | 98 | 2.84 | C | 1335 | A+ | 6.03 | 7.58 | 441 |
| | 2.5+2.5+5.0 | 1.94 | 1.94 | 3.89 | --- | 2.68 | 7.77 | 8.82 | 0.63 | 2.68 | 3.46 | 2.8 | 11.9 | 15.4 | 98 | 2.90 | C | 1340 | A+ | 6.01 | 7.77 | 453 |
| | 2.5+2.5+6.0 | 1.82 | 1.82 | 4.36 | --- | 2.82 | 8.00 | 9.15 | 0.64 | 2.58 | 3.45 | 2.8 | 11.4 | 15.3 | 98 | 3.10 | B | 1290 | A++ | 6.26 | 8.00 | 448 |
| | 2.5+2.5+7.1 | 1.65 | 1.65 | 4.69 | --- | 2.97 | 8.00 | 9.41 | 0.67 | 2.51 | 3.61 | 3.0 | 11.1 | 16.0 | 98 | 3.19 | B | 1255 | A++ | 6.29 | 8.00 | 446 |
| | 2.5+3.5+3.5 | 2.01 | 2.82 | 2.82 | --- | 2.61 | 7.65 | 8.34 | 0.59 | 2.74 | 3.01 | 2.6 | 12.2 | 13.4 | 98 | 2.79 | D | 1370 | A+ | 5.98 | 7.65 | 448 |
| | 2.5+3.5+4.2 | 1.92 | 2.68 | 3.22 | --- | 2.71 | 7.82 | 8.89 | 0.63 | 2.80 | 3.44 | 2.8 | 12.4 | 15.3 | 98 | 2.79 | D | 1400 | A+ | 5.96 | 7.82 | 460 |
| | 2.5+3.5+5.0 | 1.82 | 2.55 | 3.64 | --- | 2.82 | 8.00 | 9.15 | 0.67 | 2.82 | 3.69 | 3.0 | 12.5 | 16.4 | 98 | 2.84 | C | 1410 | A+ | 5.90 | 8.00 | 475 |
| | 2.5+3.5+6.0 | 1.67 | 2.33 | 4.00 | --- | 2.96 | 8.00 | 9.39 | 0.67 | 2.58 | 3.60 | 3.0 | 11.4 | 16.0 | 98 | 3.10 | B | 1290 | A++ | 6.21 | 8.00 | 451 |
| | 2.5+3.5+7.1 | 1.53 | 2.14 | 4.34 | --- | 3.11 | 8.00 | 9.10 | 0.71 | 2.51 | 3.30 | 3.1 | 11.1 | 14.6 | 98 | 3.19 | B | 1255 | A++ | 6.25 | 8.00 | 449 |
| | 2.5+4.2+4.2 | 1.83 | 3.07 | 3.07 | --- | 2.81 | 7.98 | 9.02 | 0.67 | 2.87 | 3.67 | 3.0 | 12.7 | 16.3 | 98 | 2.78 | D | 1435 | A+ | 5.93 | 7.98 | 471 |
| | 2.5+4.2+5.0 | 1.71 | 2.87 | 3.42 | --- | 2.92 | 8.00 | 9.35 | 0.67 | 2.82 | 3.85 | 3.0 | 12.5 | 17.1 | 98 | 2.84 | C | 1410 | A+ | 5.93 | 8.00 | 473 |
| | 2.5+4.2+6.0 | 1.57 | 2.65 | 3.78 | --- | 3.05 | 8.00 | 9.53 | 0.67 | 2.58 | 3.68 | 3.0 | 11.4 | 16.3 | 98 | 3.10 | B | 1290 | A++ | 6.21 | 8.00 | 451 |
| | 2.5+4.2+7.1 | 1.45 | 2.43 | 4.12 | --- | 3.20 | 8.00 | 9.63 | 0.71 | 2.52 | 3.77 | 3.1 | 11.2 | 16.7 | 98 | 3.17 | B | 1260 | A++ | 6.25 | 8.00 | 449 |
| | 2.5+5.0+5.0 | 1.60 | 3.20 | 3.20 | --- | 3.03 | 8.00 | 9.47 | 0.71 | 2.76 | 3.88 | 3.1 | 12.2 | 17.2 | 98 | 2.90 | C | 1380 | A+ | 5.90 | 8.00 | 475 |
| | 2.5+5.0+6.0 | 1.48 | 2.96 | 3.56 | --- | 3.16 | 8.00 | 9.58 | 0.71 | 2.46 | 3.63 | 3.1 | 10.9 | 16.1 | 98 | 3.25 | A | 1230 | A++ | 6.21 | 8.00 | 451 |
| | 2.5+6.0+6.0 | 1.38 | 3.31 | 3.31 | --- | 3.30 | 8.00 | 9.60 | 0.72 | 2.22 | 3.37 | 3.2 | 9.8 | 15.0 | 98 | 3.60 | A | 1110 | A++ | 6.36 | 8.00 | 441 |
| | 3.5+3.5+3.5 | 2.63 | 2.63 | 2.63 | --- | 2.75 | 7.89 | 8.67 | 0.63 | 2.87 | 3.15 | 2.8 | 12.7 | 14.0 | 98 | 2.75 | D | 1435 | A+ | 5.86 | 7.89 | 472 |
| | 3.5+3.5+4.2 | 2.50 | 2.50 | 3.00 | --- | 2.85 | 8.01 | 9.29 | 0.67 | 2.94 | 3.66 | 3.0 | 13.0 | 16.2 | 98 | 2.72 | D | 1470 | A+ | 5.87 | 8.00 | 478 |
| | 3.5+3.5+5.0 | 2.33 | 2.33 | 3.33 | --- | 2.96 | 8.00 | 9.35 | 0.67 | 2.82 | 3.85 | 3.0 | 12.5 | 17.1 | 98 | 2.84 | C | 1410 | A+ | 5.86 | 8.00 | 478 |
| | 3.5+3.5+6.0 | 2.15 | 2.15 | 3.69 | --- | 3.09 | 8.00 | 9.11 | 0.71 | 2.58 | 3.37 | 3.1 | 11.4 | 15.0 | 98 | 3.10 | B | 1290 | A++ | 6.14 | 8.00 | 456 |
| | 3.5+3.5+7.1 | 1.99 | 1.99 | 4.03 | --- | 3.25 | 8.00 | 9.60 | 0.75 | 2.52 | 3.77 | 3.3 | 11.2 | 16.7 | 98 | 3.17 | B | 1260 | A++ | 6.18 | 8.00 | 454 |
| | 3.5+4.2+4.2 | 2.35 | 2.82 | 2.82 | --- | 2.94 | 8.00 | 9.18 | 0.67 | 2.87 | 3.82 | 3.0 | 12.7 | 16.9 | 98 | 2.79 | D | 1435 | A+ | 5.88 | 8.00 | 477 |
| | 3.5+4.2+5.0 | 2.20 | 2.65 | 3.15 | --- | 3.05 | 8.00 | 9.36 | 0.71 | 2.75 | 3.85 | 3.1 | 12.2 | 17.1 | 98 | 2.91 | C | 1375 | A+ | 5.88 | 8.00 | 477 |
| | 3.5+4.2+6.0 | 2.04 | 2.45 | 3.50 | --- | 3.19 | 8.00 | 9.59 | 0.71 | 2.51 | 3.77 | 3.1 | 11.1 | 16.7 | 98 | 3.19 | B | 1255 | A++ | 6.17 | 8.00 | 455 |
| | 3.5+5.0+5.0 | 2.07 | 2.96 | 2.96 | --- | 3.16 | 8.00 | 9.55 | 0.71 | 2.76 | 3.88 | 3.1 | 12.2 | 17.2 | 98 | 2.90 | C | 1380 | A+ | 5.86 | 8.00 | 478 |
| | 3.5+5.0+6.0 | 1.93 | 2.76 | 3.31 | --- | 3.30 | 8.00 | 9.60 | 0.75 | 2.46 | 3.63 | 3.3 | 10.9 | 16.1 | 98 | 3.25 | A | 1230 | A++ | 6.14 | 8.00 | 456 |
| | 4.2+4.2+4.2 | 2.67 | 2.67 | 2.67 | --- | 3.04 | 8.00 | 9.19 | 0.71 | 2.87 | 3.82 | 3.1 | 12.7 | 16.9 | 98 | 2.79 | D | 1435 | A+ | 5.88 | 8.00 | 476 |
| | 4.2+4.2+5.0 | 2.51 | 2.51 | 2.99 | --- | 3.15 | 8.00 | 9.37 | 0.71 | 2.75 | 3.85 | 3.1 | 12.2 | 17.1 | 98 | 2.91 | C | 1375 | A+ | 5.88 | 8.00 | 477 |
| | 4.2+4.2+6.0 | 2.33 | 2.33 | 3.33 | --- | 3.29 | 8.00 | 9.60 | 0.75 | 2.51 | 3.77 | 3.3 | 11.1 | 16.7 | 98 | 3.19 | B | 1255 | A++ | 6.17 | 8.00 | 454 |
| | 4.2+5.0+5.0 | 2.37 | 2.82 | 2.82 | --- | 3.26 | 8.00 | 9.56 | 0.75 | 2.70 | 3.88 | 3.3 | 12.0 | 17.2 | 98 | 2.96 | C | 1350 | A+ | 5.88 | 8.00 | 477 |
| | 1.5+1.5+1.5+1.5 | 1.50 | 1.50 | 1.50 | 1.50 | 2.17 | 6.00 | 6.60 | 0.53 | 1.47 | 1.73 | 2.4 | 6.5 | 7.7 | 98 | 4.08 | A | 735 | A++ | 6.10 | 6.00 | 345 |
| | 1.5+1.5+1.5+2.0 | 1.50 | 1.50 | 1.50 | 2.00 | 2.22 | 6.50 | 6.95 | 0.53 | 1.68 | 1.90 | 2.4 | 7.5 | 8.4 | 98 | 3.87 | A | 840 | A++ | 6.17 | 6.50 | 369 |
| | 1.5+1.5+1.5+2.5 | 1.50 | 1.50 | 1.50 | 2.50 | 2.27 | 7.00 | 7.28 | 0.53 | 1.90 | 2.07 | 2.4 | 8.4 | 9.2 | 98 | 3.68 | A | 950 | A++ | 6.22 | 7.00 | 394 |
| | 1.5+1.5+1.5+3.5 | 1.37 | 1.37 | 1.37 | 3.20 | 2.41 | 7.31 | 7.88 | 0.56 | 2.07 | 2.38 | 2.5 | 9.2 | 10.6 | 98 | 3.53 | A | 1035 | A++ | 6.16 | 7.31 | 416 |
| | 1.5+1.5+1.5+4.2 | 1.29 | 1.29 | 1.29 | 3.61 | 2.50 | 7.47 | 8.24 | 0.56 | 2.13 | 2.58 | 2.5 | 9.4 | 11.4 | 98 | 3.51 | A | 1065 | A++ | 6.17 | 7.47 | 424 |
| | 1.5+1.5+1.5+5.0 | 1.21 | 1.21 | 1.21 | 4.03 | 2.61 | 7.65 | 8.60 | 0.60 | 2.33 | 2.87 | 2.7 | 10.3 | 12.7 | 98 | 3.28 | A | 1165 | A++ | 6.16 | 7.65 | 435 |
| | 1.5+1.5+1.5+6.0 | 1.13 | 1.13 | 1.13 | 4.50 | 2.75 | 7.88 | 8.97 | 0.61 | 2.22 | 2.91 | 2.7 | 9.8 | 12.9 | 98 | 3.55 | A | 1110 | A++ | 6.31 | 7.88 | 438 |
| | 1.5+1.5+1.5+7.1 | 1.03 | 1.03 | 1.03 | 4.90 | 2.90 | 8.00 | 9.28 | 0.64 | 2.22 | 3.06 | 2.8 | 9.8 | 13.6 | 98 | 3.60 | A | 1110 | A++ | 6.30 | 8.00 | 445 |
| | 1.5+1.5+2.0+2.0 | 1.50 | 1.50 | 2.00 | 2.00 | 2.27 | 7.00 | 7.28 | 0.53 | 1.90 | 2.07 | 2.4 | 8.4 | 9.2 | 98 | 3.68 | A | 950 | A++ | 6.25 | 7.00 | 392 |
| | 1.5+1.5+2.0+2.5 | 1.44 | 1.44 | 1.92 | 2.40 | 2.34 | 7.19 | 7.59 | 0.56 | 2.02 | 2.20 | 2.5 | 9.0 | 9.8 | 98 | 3.56 | A | 1010 | A++ | 6.25 | 7.19 | 403 |
| | 1.5+1.5+2.0+3.5 | 1.31 | 1.31 | 1.75 | 3.06 | 2.48 | 7.42 | 8.14 | 0.56 | 2.13 | 2.51 | 2.5 | 9.4 | 11.1 | 98 | 3.48 | A | 1065 | A++ | 6.18 | 7.42 | 420 |
| | 1.5+1.5+2.0+4.2 | 1.24 | 1.24 | 1.65 | 3.46 | 2.57 | 7.58 | 8.47 | 0.60 | 2.20 | 2.72 | 2.7 | 9.8 | 12.1 | 98 | 3.45 | A | 1100 | A++ | 6.19 | 7.58 | 429 |
| | 1.5+1.5+2.0+5.0 | 1.17 | 1.17 | 1.55 | 3.89 | 2.68 | 7.77 | 8.80 | 0.60 | 2.39 | 3.01 | 2.7 | 10.6 | 13.4 | 98 | 3.25 | A | 1195 | A++ | 6.14 | 7.77 | 444 |
| | 1.5+1.5+2.0+6.0 | 1.09 | 1.09 | 1.45 | 4.36 | 2.82 | 8.00 | 9.13 | 0.64 | 2.28 | 2.98 | 2.8 | 10.1 | 13.2 | 98 | 3.51 | A | 1140 | A++ | 6.30 | 8.00 | 445 |
| | 1.5+1.5+2.0+7.1 | 0.99 | 0.99 | 1.32 | 4.69 | 2.97 | 8.00 | 9.39 | 0.68 | 2.22 | 3.14 | 3.0 | 9.8 | 13.9 | 98 | 3.60 | A | 1110 | A++ | 6.32 | 8.00 | 443 |
| | 1.5+1.5+2.5+2.5 | 1.37 | 1.37 | 2.28 | 2.28 | 2.41 | 7.31 | 7.88 | 0.56 | 2.07 | 2.38 | 2.5 | 9.2 | 10.6 | 98 | 3.53 | A | 1035 | A++ | 6.24 | 7.31 | 411 |
| | 1.5+1.5+2.5+3.5 | 1.26 | 1.26 | 2.09 | 2.93 | 2.55 | 7.54 | 8.38 | 0.60 | 2.32 | 2.86 | 2.7 | 10.3 | 12.7 | 98 | 3.25 | A | 1160 | A++ | 6.18 | 7.54 | 428 |
| | 1.5+1.5+2.5+4.2 | 1.19 | 1.19 | 1.98 | 3.33 | 2.64 | 7.70 | 8.68 | 0.60 | 2.38 | 3.07 | 2.7 | 10.6 | 13.6 | 98 | 3.24 | A | 1190 | A++ | 6.20 | 7.70 | 435 |
| | 1.5+1.5+2.5+5.0 | 1.13 | 1.13 | 1.88 | 3.75 | 2.75 | 7.88 | 8.97 | 0.64 | 2.46 | 3.16 | 2.8 | 10.9 | 14.0 | 98 | 3.20 | A | 1230 | A++ | 6.14 | 7.88 | 449 |
| | 1.5+1.5+2.5+6.0 | 1.04 | 1.04 | 1.74 | 4.17 | 2.89 | 8.00 | 9.26 | 0.64 | 2.28 | 3.06 | 2.8 | 10.1 | 13.6 | 98 | 3.51 | A | 1140 | A++ | 6.30 | 8.00 | 445 |
| | 1.5+1.5+2.5+7.1 | 0.95 | 0.95 | 1.59 | 4.51 | 3.04 | 8.00 | 9.47 | 0.68 | 2.22 | 3.21 | 3.0 | 9.8 | 14.2 | 98 | 3.60 | A | 1110 | A++ | 6.32 | 8.00 | 443 |
| | 1.5+1.5+3.5+3.5 | 1.17 | 1.17 | 2.72 | 2.72 | 2.68 | 7.77 | 8.80 | 0.60 | 2.45 | 3.15 | 2.7 | 10.9 | 14.0 | 98 | 3.17 | B | 1225 | A+ | 6.07 | 7.77 | 449 |
| | 1.5+1.5+3.5+4.2 | 1.11 | 1.11 | 2.59 | 3.11 | 2.78 | 7.93 | 9.04 | 0.64 | 2.52 | 3.30 | 2.8 | 11.2 | 14.6 | 98 | 3.15 | B | 1260 | A+ | 6.09 | 7.93 | 457 |
| | 1.5+1.5+3.5+5.0 | 1.04 | 1.04 | 2.43 | 3.48 | 2.89 | 8.00 | 9.26 | 0.64 | 2.52 | 3.39 | 2.8 | 11.2 | 15.0 | 98 | 3.17 | B | 1260 | A+ | 6.06 | 8.00 | 462 |
| | 1.5+1.5+3.5+6.0 | 0.96 | 0.96 | 2.24 | 3.84 | 3.03 | 8.00 | 9.45 | 0.68 | 2.28 | 3.21 | 3.0 | 10.1 | 14.2 | 98 | 3.51 | A | 1140 | A++ | 6.23 | 8.00 | 450 |
| | 1.5+1.5+3.5+7.1 | 0.88 | 0.88 | 2.06 | 4.18 | 3.18 | 8.00 | 9.57 | 0.72 | 2.22 | 3.29 | 3.2 | 9.8 | 14.6 | 98 | 3.60 | A | 1110 | A++ | 6.25 | 8.00 | 448 |
| | 1.5+1.5+4.2+4.2 | 1.05 | 1.05 | 2.95 | 2.95 | 2.87 | 8.00 | 9.23 | 0.64 | 2.58 | 3.45 | 2.8 | 11.4 | 15.3 | 98 | 3.10 | B | 1290 | A+ | 6.07 | 8.00 | 462 |
| | 1.5+1.5+4.2+5.0 | 0.98 | 0.98 | 2.75 | 3.28 | 2.98 | 8.00 | 9.40 | 0.68 | 2.52 | 3.47 | 3.0 | 11.2 | 15.4 | 98 | 3.17 | B | 1260 | A+ | 6.07 | 8.00 | 462 |
| | 1.5+1.5+4.2+6.0 | 0.91 | 0.91 | 2.55 | 3.64 | 3.12 | 8.00 | 9.54 | 0.68 | 2.28 | 3.29 | 3.0 | 10.1 | 14.6 | 98 | 3.51 | A | 1140 | A++ | 6.25 | 8.00 | 449 |
| | 1.5+1.5+4.2+7.1 | 0.84 | 0.84 | 2.35 | 3.97 | 3.27 | 8.00 | 9.58 | 0.72 | 2.22 | 3.29 | 3.2 | 9.8 | 14.6 | 98 | 3.60 | A | 1110 | A++ | 6.25 | 8.00 | 448 |
| | 1.5+1.5+5.0+5.0 | 0.92 | 0.92 | 3.08 | 3.08 | 3.09 | 8.00 | 9.52 | 0.68 | 2.40 | 3.42 | 3.0 | 10.6 | 15.2 | 98 | 3.33 | A | 1200 | A+ | 6.07 | 8.00 | 462 |
| | 1.5+1.5+5.0+6.0 | 0.86 | 0.86 | 2.86 | 3.43 | 3.23 | 8.00 | 9.58 | 0.72 | 2.22 | 3.23 | 3.2 | 9.8 | 14.3 | 98 | 3.60 | A | 1110 | A++ | 6.23 | 8.00 | 450 |
| | 1.5+2.0+2.0+2.0 | 1.44 | 1.92 | 1.92 | 1.92 | 2.34 | 7.19 | 7.59 | 0.56 | 2.02 | 2.20 | 2.5 | 9.0 | 9.8 | 98 | 3.56 | A | 1010 | A++ | 6.27 | 7.19 | 402 |
| | 1.5+2.0+2.0+2.5 | 1.37 | 1.83 | 1.83 | 2.28 | 2.41 | 7.31 | 7.88 | 0.56 | 2.07 | 2.38 | 2.5 | 9.2 | 10.6 | 98 | 3.53 | A | 1035 | A++ | 6.28 | 7.31 | 408 |
| | 1.5+2.0+2.0+3.5 | 1.26 | 1.68 | 1.68 | 2.93 | 2.55 | 7.54 | 8.38 | 0.60 | 2.20 | 2.65 | 2.7 | 9.8 | 11.8 | 98 | 3.43 | A | 1100 | A++ | 6.21 | 7.54 | 426 |
| | 1.5+2.0+2.0+4.2 | 1.19 | 1.59 | 1.59 | 3.33 | 2.64 | 7.70 | 8.68 | 0.60 | 2.26 | 2.86 | 2.7 | 10.0 | 12.7 | 98 | 3.41 | A | 1130 | A++ | 6.21 | 7.70 | 434 |
| | 1.5+2.0+2.0+5.0 | 1.13 | 1.50 | 1.50 | 3.75 | 2.75 | 7.88 | 8.97 | 0.64 | 2.46 | 3.16 | 2.8 | 10.9 | 14.0 | 98 | 3.20 | A | 1230 | A++ | 6.16 | 7.88 | 449 |
| | 1.5+2.0+2.0+6.0 | 1.04 | 1.39 | 1.39 | 4.17 | 2.89 | 8.00 | 9.26 | 0.64 | 2.28 | 3.06 | 2.8 | 10.1 | 13.6 | 98 | 3.51 | A | 1140 | A++ | 6.32 | 8.00 | 443 |

Notes:
1. Cooling capacity is based on 27°CDB/19°CWB (Indoor temperature). 35°CDB (Outdoor temperature).
   Heating capacity is based on 20°CDB (Indoor temperature). 7°CDB/6°CWB (Outdoor temperature).
2. The total ability of connected indoor unit is up to 14.5kW.
3. It is impossible to connect the indoor unit for one room only.
4. The above is the value for connecting with the following indoor units.
   1.5kW: wall mounted CTXS-K series; 2.0, 2.5, 3.5, 4.2, 5.0kW: wall mounted FTXS-K series
   6.0, 7.1 kW class; wall mounted G series

# Combination tables

## Cooling

| Outdoor unit | Indoor unit | Cooling capacity (kW) | | | | Total capacity (kW) | | | Power input (kW) | | | Total current (A) | | | Power factor (%) | EER | Energy label | AEC (kWh) | Seasonal data | | | |
|---|---|---|---|---|---|---|---|---|---|---|---|---|---|---|---|---|---|---|---|---|---|---|
| | | A room | B room | C room | D room | Min. | Nom. | Max. | Min. | Nom. | Max. | Min. | Nom. | Max. | | | | | Label | SEER | Pdesign | AEC |
| 4MXS80E3V3B | 1.5+2.0+2.0+7.1 | 0.95 | 1.27 | 1.27 | 4.51 | 3.04 | 8.00 | 9.47 | 0.68 | 2.22 | 3.21 | 3.0 | 9.8 | 14.2 | 98 | 3.60 | A | 1110 | A++ | 6.35 | 8.00 | 442 |
| | 1.5+2.0+2.5+2.5 | 1.31 | 1.75 | 2.18 | 2.18 | 2.48 | 7.42 | 8.14 | 0.56 | 2.13 | 2.51 | 2.5 | 9.4 | 11.1 | 98 | 3.48 | A | 1065 | A++ | 6.30 | 7.42 | 413 |
| | 1.5+2.0+2.5+3.5 | 1.21 | 1.61 | 2.01 | 2.82 | 2.61 | 7.65 | 8.60 | 0.60 | 2.38 | 3.00 | 2.7 | 10.6 | 13.3 | 98 | 3.21 | A | 1190 | A++ | 6.20 | 7.65 | 432 |
| | 1.5+2.0+2.5+4.2 | 1.15 | 1.53 | 1.92 | 3.22 | 2.71 | 7.82 | 8.87 | 0.64 | 2.51 | 3.22 | 2.8 | 11.1 | 14.3 | 98 | 3.12 | B | 1255 | A++ | 6.17 | 7.82 | 444 |
| | 1.5+2.0+2.5+5.0 | 1.09 | 1.45 | 1.82 | 3.64 | 2.82 | 8.00 | 9.13 | 0.64 | 2.52 | 3.24 | 2.8 | 11.2 | 14.4 | 98 | 3.17 | B | 1260 | A++ | 6.15 | 8.00 | 456 |
| | 1.5+2.0+2.5+6.0 | 1.00 | 1.33 | 1.67 | 4.00 | 2.96 | 8.00 | 9.37 | 0.68 | 2.28 | 3.13 | 3.0 | 10.1 | 13.9 | 98 | 3.51 | A | 1140 | A++ | 6.32 | 8.00 | 443 |
| | 1.5+2.0+2.5+7.1 | 0.92 | 1.22 | 1.53 | 4.34 | 3.11 | 8.00 | 9.53 | 0.68 | 2.22 | 3.29 | 3.0 | 9.8 | 14.6 | 98 | 3.60 | A | 1110 | A++ | 6.35 | 8.00 | 442 |
| | 1.5+2.0+3.5+3.5 | 1.13 | 1.50 | 2.63 | 2.63 | 2.75 | 7.88 | 8.97 | 0.64 | 2.51 | 3.30 | 2.8 | 11.1 | 14.6 | 98 | 3.14 | B | 1255 | A+ | 6.09 | 7.88 | 453 |
| | 1.5+2.0+3.5+4.2 | 1.07 | 1.43 | 2.50 | 3.00 | 2.85 | 8.00 | 9.18 | 0.64 | 2.58 | 3.45 | 2.8 | 11.4 | 15.3 | 98 | 3.10 | B | 1290 | A++ | 6.10 | 8.00 | 460 |
| | 1.5+2.0+3.5+5.0 | 1.00 | 1.33 | 2.33 | 3.33 | 2.96 | 8.00 | 9.37 | 0.68 | 2.52 | 3.47 | 3.0 | 11.2 | 15.4 | 98 | 3.17 | B | 1260 | A+ | 6.08 | 8.00 | 461 |
| | 1.5+2.0+3.5+6.0 | 0.92 | 1.23 | 2.15 | 3.69 | 3.09 | 8.00 | 9.52 | 0.68 | 2.28 | 3.29 | 3.0 | 10.1 | 14.6 | 98 | 3.51 | A | 1140 | A++ | 6.27 | 8.00 | 447 |
| | 1.5+2.0+3.5+7.1 | 0.85 | 1.13 | 1.99 | 4.03 | 3.25 | 8.00 | 9.58 | 0.72 | 2.22 | 3.29 | 3.2 | 9.8 | 14.6 | 98 | 3.60 | A | 1110 | A++ | 6.27 | 8.00 | 447 |
| | 1.5+2.0+4.2+4.2 | 1.01 | 1.34 | 2.82 | 2.82 | 2.94 | 8.00 | 9.35 | 0.67 | 2.58 | 3.53 | 3.0 | 11.4 | 15.7 | 98 | 3.10 | B | 1290 | A++ | 6.10 | 8.00 | 459 |
| | 1.5+2.0+4.2+5.0 | 0.94 | 1.26 | 2.65 | 3.15 | 3.05 | 8.00 | 9.48 | 0.68 | 2.52 | 3.55 | 3.0 | 11.2 | 15.7 | 98 | 3.17 | B | 1260 | A++ | 6.10 | 8.00 | 459 |
| | 1.5+2.0+4.2+6.0 | 0.88 | 1.17 | 2.45 | 3.50 | 3.19 | 8.00 | 9.57 | 0.72 | 2.28 | 3.29 | 3.2 | 10.1 | 14.6 | 98 | 3.51 | A | 1140 | A++ | 6.27 | 8.00 | 447 |
| | 1.5+2.0+5.0+5.0 | 0.89 | 1.19 | 2.96 | 2.96 | 3.16 | 8.00 | 9.56 | 0.71 | 2.40 | 3.50 | 3.1 | 10.6 | 15.5 | 98 | 3.33 | A | 1200 | A++ | 6.10 | 8.00 | 460 |
| | 1.5+2.0+5.0+6.0 | 0.83 | 1.10 | 2.76 | 3.31 | 3.30 | 8.00 | 9.58 | 0.72 | 2.22 | 3.23 | 3.2 | 9.8 | 14.3 | 98 | 3.60 | A | 1110 | A++ | 6.27 | 8.00 | 447 |
| | 1.5+2.5+2.5+2.5 | 1.26 | 2.09 | 2.09 | 2.09 | 2.55 | 7.54 | 8.38 | 0.60 | 2.20 | 2.65 | 2.7 | 9.8 | 11.8 | 98 | 3.43 | A | 1100 | A++ | 6.28 | 7.54 | 421 |
| | 1.5+2.5+2.5+3.5 | 1.17 | 1.94 | 1.94 | 2.72 | 2.68 | 7.77 | 8.80 | 0.60 | 2.45 | 3.14 | 2.7 | 10.9 | 13.9 | 98 | 3.17 | B | 1225 | A++ | 6.16 | 7.77 | 442 |
| | 1.5+2.5+2.5+4.2 | 1.11 | 1.85 | 1.85 | 3.11 | 2.78 | 7.93 | 9.04 | 0.64 | 2.58 | 3.30 | 2.8 | 11.4 | 14.6 | 98 | 3.07 | B | 1290 | A++ | 6.17 | 7.93 | 450 |
| | 1.5+2.5+2.5+5.0 | 1.04 | 1.74 | 1.74 | 3.48 | 2.89 | 8.00 | 9.26 | 0.64 | 2.52 | 3.39 | 2.8 | 11.2 | 15.0 | 98 | 3.17 | B | 1260 | A++ | 6.15 | 8.00 | 456 |
| | 1.5+2.5+2.5+6.0 | 0.96 | 1.60 | 1.60 | 3.84 | 3.03 | 8.00 | 9.45 | 0.68 | 2.28 | 3.21 | 3.0 | 10.1 | 14.2 | 98 | 3.51 | A | 1140 | A++ | 6.32 | 8.00 | 443 |
| | 1.5+2.5+2.5+7.1 | 0.88 | 1.47 | 1.47 | 4.18 | 3.18 | 8.00 | 9.57 | 0.72 | 2.22 | 3.29 | 3.2 | 9.8 | 14.6 | 98 | 3.60 | A | 1110 | A++ | 6.35 | 8.00 | 442 |
| | 1.5+2.5+3.5+3.5 | 1.09 | 1.82 | 2.55 | 2.55 | 2.82 | 8.00 | 9.13 | 0.64 | 2.58 | 3.37 | 2.8 | 11.4 | 15.0 | 98 | 3.10 | B | 1290 | A++ | 6.10 | 8.00 | 460 |
| | 1.5+2.5+3.5+4.2 | 1.03 | 1.71 | 2.39 | 2.87 | 2.92 | 8.00 | 9.30 | 0.67 | 2.58 | 3.53 | 3.0 | 11.4 | 15.7 | 98 | 3.10 | B | 1290 | A++ | 6.10 | 8.00 | 459 |
| | 1.5+2.5+3.5+5.0 | 0.96 | 1.60 | 2.24 | 3.20 | 3.03 | 8.00 | 9.45 | 0.68 | 2.52 | 3.47 | 3.0 | 11.2 | 15.4 | 98 | 3.17 | B | 1260 | A++ | 6.10 | 8.00 | 460 |
| | 1.5+2.5+3.5+6.0 | 0.89 | 1.48 | 2.07 | 3.56 | 3.16 | 8.00 | 9.56 | 0.72 | 2.28 | 3.29 | 3.2 | 10.1 | 14.6 | 98 | 3.51 | A | 1140 | A++ | 6.27 | 8.00 | 447 |
| | 1.5+2.5+4.2+4.2 | 0.97 | 1.61 | 2.71 | 2.71 | 3.01 | 8.00 | 9.44 | 0.67 | 2.58 | 3.61 | 3.0 | 11.4 | 16.0 | 98 | 3.10 | B | 1290 | A++ | 6.15 | 8.00 | 456 |
| | 1.5+2.5+4.2+5.0 | 0.91 | 1.52 | 2.55 | 3.03 | 3.12 | 8.00 | 9.54 | 0.71 | 2.52 | 3.55 | 3.1 | 11.2 | 15.7 | 98 | 3.17 | B | 1260 | A++ | 6.10 | 8.00 | 459 |
| | 1.5+2.5+4.2+6.0 | 0.85 | 1.41 | 2.37 | 3.38 | 3.26 | 8.00 | 9.58 | 0.72 | 2.28 | 3.29 | 3.2 | 10.1 | 14.6 | 98 | 3.51 | A | 1140 | A++ | 6.27 | 8.00 | 447 |
| | 1.5+2.5+5.0+5.0 | 0.86 | 1.43 | 2.86 | 2.86 | 3.23 | 8.00 | 9.58 | 0.71 | 2.40 | 3.50 | 3.1 | 10.6 | 15.5 | 98 | 3.33 | A | 1200 | A++ | 6.10 | 8.00 | 459 |
| | 1.5+3.5+3.5+3.5 | 1.00 | 2.33 | 2.33 | 2.33 | 2.96 | 8.00 | 9.37 | 0.67 | 2.58 | 3.45 | 3.0 | 11.4 | 15.3 | 98 | 3.10 | B | 1290 | A+ | 6.04 | 8.00 | 464 |
| | 1.5+3.5+3.5+4.2 | 0.94 | 2.20 | 2.20 | 2.65 | 3.05 | 8.00 | 9.48 | 0.67 | 2.58 | 3.61 | 3.0 | 11.4 | 16.0 | 98 | 3.10 | B | 1290 | A+ | 6.09 | 8.00 | 460 |
| | 1.5+3.5+3.5+5.0 | 0.89 | 2.07 | 2.07 | 2.96 | 3.16 | 8.00 | 9.56 | 0.71 | 2.52 | 3.55 | 3.1 | 11.2 | 15.7 | 98 | 3.17 | B | 1260 | A+ | 6.08 | 8.00 | 461 |
| | 1.5+3.5+3.5+6.0 | 0.83 | 1.93 | 1.93 | 3.31 | 3.30 | 8.00 | 9.58 | 0.72 | 2.28 | 3.29 | 3.2 | 10.1 | 14.6 | 98 | 3.51 | A | 1140 | A++ | 6.20 | 8.00 | 452 |
| | 1.5+3.5+4.2+4.2 | 0.90 | 2.09 | 2.51 | 2.51 | 3.15 | 8.00 | 9.55 | 0.71 | 2.58 | 3.69 | 3.1 | 11.4 | 16.4 | 98 | 3.10 | B | 1290 | A++ | 6.10 | 8.00 | 460 |
| | 1.5+3.5+4.2+5.0 | 0.85 | 1.97 | 2.37 | 2.82 | 3.26 | 8.00 | 9.58 | 0.71 | 2.53 | 3.64 | 3.1 | 11.2 | 16.1 | 98 | 3.16 | B | 1265 | A+ | 6.09 | 8.00 | 460 |
| | 1.5+4.2+4.2+4.2 | 0.85 | 2.38 | 2.38 | 2.38 | 3.25 | 8.00 | 9.58 | 0.75 | 2.58 | 3.69 | 3.3 | 11.4 | 16.4 | 98 | 3.10 | B | 1290 | A++ | 6.10 | 8.00 | 460 |
| | 2.0+2.0+2.0+2.0 | 1.83 | 1.83 | 1.83 | 1.83 | 2.41 | 7.32 | 7.90 | 0.56 | 2.07 | 2.38 | 2.5 | 9.2 | 10.6 | 98 | 3.54 | A | 1035 | A++ | 6.31 | 7.32 | 407 |
| | 2.0+2.0+2.0+2.5 | 1.75 | 1.75 | 1.75 | 2.18 | 2.48 | 7.42 | 8.16 | 0.56 | 2.13 | 2.51 | 2.5 | 9.4 | 11.1 | 98 | 3.48 | A | 1065 | A++ | 6.31 | 7.42 | 412 |
| | 2.0+2.0+2.0+3.5 | 1.61 | 1.61 | 1.61 | 2.82 | 2.61 | 7.65 | 8.62 | 0.60 | 2.26 | 2.86 | 2.7 | 10.0 | 12.7 | 98 | 3.38 | A | 1130 | A++ | 6.22 | 7.65 | 431 |
| | 2.0+2.0+2.0+4.2 | 1.53 | 1.53 | 1.53 | 3.22 | 2.71 | 7.82 | 8.89 | 0.64 | 2.32 | 3.00 | 2.8 | 10.3 | 13.3 | 98 | 3.37 | A | 1160 | A++ | 6.22 | 7.82 | 441 |
| | 2.0+2.0+2.0+5.0 | 1.45 | 1.45 | 1.45 | 3.64 | 2.82 | 8.00 | 9.15 | 0.64 | 2.52 | 3.32 | 2.8 | 11.2 | 14.7 | 98 | 3.17 | B | 1260 | A++ | 6.18 | 8.00 | 454 |
| | 2.0+2.0+2.0+6.0 | 1.33 | 1.33 | 1.33 | 4.00 | 2.96 | 8.00 | 9.39 | 0.68 | 2.28 | 3.21 | 3.0 | 10.1 | 14.2 | 98 | 3.51 | A | 1140 | A++ | 6.35 | 8.00 | 442 |
| | 2.0+2.0+2.0+7.1 | 1.22 | 1.22 | 1.22 | 4.34 | 3.11 | 8.00 | 9.55 | 0.68 | 2.22 | 3.29 | 3.0 | 9.8 | 14.6 | 98 | 3.60 | A | 1110 | A++ | 6.35 | 8.00 | 442 |
| | 2.0+2.0+2.5+2.5 | 1.68 | 1.68 | 2.09 | 2.09 | 2.55 | 7.54 | 8.40 | 0.60 | 2.20 | 2.72 | 2.7 | 9.8 | 12.1 | 98 | 3.43 | A | 1100 | A++ | 6.31 | 7.54 | 418 |
| | 2.0+2.0+2.5+3.5 | 1.55 | 1.55 | 1.94 | 2.72 | 2.68 | 7.77 | 8.82 | 0.60 | 2.45 | 3.14 | 2.7 | 10.9 | 13.9 | 98 | 3.17 | B | 1225 | A++ | 6.25 | 7.77 | 436 |
| | 2.0+2.0+2.5+4.2 | 1.48 | 1.48 | 1.85 | 3.11 | 2.78 | 7.93 | 9.06 | 0.64 | 2.58 | 3.30 | 2.8 | 11.4 | 14.6 | 98 | 3.07 | B | 1290 | A++ | 6.23 | 7.93 | 446 |
| | 2.0+2.0+2.5+5.0 | 1.39 | 1.39 | 1.74 | 3.48 | 2.89 | 8.00 | 9.28 | 0.64 | 2.52 | 3.39 | 2.8 | 11.2 | 15.0 | 98 | 3.17 | B | 1260 | A++ | 6.24 | 8.00 | 449 |
| | 2.0+2.0+2.5+6.0 | 1.28 | 1.28 | 1.60 | 3.84 | 3.03 | 8.00 | 9.47 | 0.68 | 2.28 | 3.21 | 3.0 | 10.1 | 14.2 | 98 | 3.51 | A | 1140 | A++ | 6.35 | 8.00 | 442 |
| | 2.0+2.0+2.5+7.1 | 1.18 | 1.18 | 1.47 | 4.18 | 3.18 | 8.00 | 9.59 | 0.72 | 2.22 | 3.29 | 3.2 | 9.8 | 14.6 | 98 | 3.60 | A | 1110 | A++ | 6.35 | 8.00 | 442 |
| | 2.0+2.0+3.5+3.5 | 1.45 | 1.45 | 2.55 | 2.55 | 2.82 | 8.00 | 8.96 | 0.64 | 2.58 | 3.22 | 2.8 | 11.4 | 14.3 | 98 | 3.10 | B | 1290 | A++ | 6.17 | 8.00 | 454 |
| | 2.0+2.0+3.5+4.2 | 1.37 | 1.37 | 2.39 | 2.87 | 2.92 | 8.00 | 9.32 | 0.67 | 2.58 | 3.53 | 3.0 | 11.4 | 15.7 | 98 | 3.10 | B | 1290 | A++ | 6.17 | 8.00 | 454 |
| | 2.0+2.0+3.5+5.0 | 1.28 | 1.28 | 2.24 | 3.20 | 3.03 | 8.00 | 9.47 | 0.68 | 2.52 | 3.55 | 3.0 | 11.2 | 15.7 | 98 | 3.17 | B | 1260 | A++ | 6.17 | 8.00 | 454 |
| | 2.0+2.0+3.5+6.0 | 1.19 | 1.19 | 2.07 | 3.56 | 3.16 | 8.00 | 9.58 | 0.72 | 2.28 | 3.29 | 3.2 | 10.1 | 14.6 | 98 | 3.51 | A | 1140 | A++ | 6.27 | 8.00 | 447 |
| | 2.0+2.0+4.2+4.2 | 1.29 | 1.29 | 2.71 | 2.71 | 3.01 | 8.00 | 9.46 | 0.67 | 2.58 | 3.61 | 3.0 | 11.4 | 16.0 | 98 | 3.10 | B | 1290 | A++ | 6.18 | 8.00 | 454 |
| | 2.0+2.0+4.2+5.0 | 1.21 | 1.21 | 2.55 | 3.03 | 3.12 | 8.00 | 9.56 | 0.71 | 2.52 | 3.55 | 3.1 | 11.2 | 15.7 | 98 | 3.17 | B | 1260 | A++ | 6.17 | 8.00 | 454 |
| | 2.0+2.0+4.2+6.0 | 1.13 | 1.13 | 2.37 | 3.38 | 3.26 | 8.00 | 9.60 | 0.72 | 2.28 | 3.29 | 3.2 | 10.1 | 14.6 | 98 | 3.51 | A | 1140 | A++ | 6.27 | 8.00 | 447 |
| | 2.0+2.0+5.0+5.0 | 1.14 | 1.14 | 2.86 | 2.86 | 3.23 | 8.00 | 9.60 | 0.71 | 2.44 | 3.50 | 3.1 | 10.8 | 15.5 | 98 | 3.28 | A | 1220 | A++ | 6.17 | 8.00 | 454 |
| | 2.0+2.5+2.5+2.5 | 1.61 | 2.01 | 2.01 | 2.01 | 2.61 | 7.65 | 8.62 | 0.60 | 2.26 | 2.85 | 2.7 | 10.0 | 12.6 | 98 | 3.38 | A | 1130 | A++ | 6.30 | 7.65 | 426 |
| | 2.0+2.5+2.5+3.5 | 1.50 | 1.88 | 1.88 | 2.63 | 2.75 | 7.88 | 8.99 | 0.64 | 2.51 | 3.29 | 2.8 | 11.1 | 14.6 | 98 | 3.14 | B | 1255 | A++ | 6.23 | 7.88 | 443 |
| | 2.0+2.5+2.5+4.2 | 1.43 | 1.79 | 1.79 | 3.00 | 2.85 | 8.00 | 9.20 | 0.64 | 2.58 | 3.45 | 2.8 | 11.4 | 15.3 | 98 | 3.10 | B | 1290 | A++ | 6.24 | 8.00 | 449 |
| | 2.0+2.5+2.5+5.0 | 1.33 | 1.67 | 1.67 | 3.33 | 2.96 | 8.00 | 9.39 | 0.68 | 2.52 | 3.47 | 3.0 | 11.2 | 15.4 | 98 | 3.17 | B | 1260 | A++ | 6.24 | 8.00 | 449 |
| | 2.0+2.5+2.5+6.0 | 1.23 | 1.54 | 1.54 | 3.69 | 3.09 | 8.00 | 9.54 | 0.68 | 2.25 | 3.29 | 3.0 | 10.0 | 14.6 | 98 | 3.56 | A | 1125 | A++ | 6.34 | 8.00 | 442 |
| | 2.0+2.5+2.5+7.1 | 1.13 | 1.42 | 1.42 | 4.03 | 3.25 | 8.00 | 9.60 | 0.72 | 2.28 | 3.29 | 3.2 | 10.1 | 14.6 | 98 | 3.51 | A | 1140 | A++ | 6.35 | 8.00 | 442 |
| | 2.0+2.5+3.5+3.5 | 1.39 | 1.74 | 2.43 | 2.43 | 2.89 | 8.00 | 9.14 | 0.67 | 2.58 | 3.37 | 3.0 | 11.4 | 15.0 | 98 | 3.10 | B | 1290 | A++ | 6.17 | 8.00 | 454 |
| | 2.0+2.5+3.5+4.2 | 1.31 | 1.64 | 2.30 | 2.75 | 2.98 | 8.00 | 9.47 | 0.67 | 2.58 | 3.61 | 3.0 | 11.4 | 16.0 | 98 | 3.10 | B | 1290 | A++ | 6.18 | 8.00 | 454 |
| | 2.0+2.5+3.5+5.0 | 1.23 | 1.54 | 2.15 | 3.08 | 3.09 | 8.00 | 9.54 | 0.71 | 2.52 | 3.55 | 3.1 | 11.2 | 15.7 | 98 | 3.17 | B | 1260 | A++ | 6.17 | 8.00 | 454 |
| | 2.0+2.5+3.5+6.0 | 1.14 | 1.43 | 2.00 | 3.43 | 3.23 | 8.00 | 9.60 | 0.72 | 2.28 | 3.29 | 3.2 | 10.1 | 14.6 | 98 | 3.51 | A | 1140 | A++ | 6.27 | 8.00 | 447 |
| | 2.0+2.5+4.2+4.2 | 1.24 | 1.55 | 2.60 | 2.60 | 3.08 | 8.00 | 9.53 | 0.71 | 2.58 | 3.69 | 3.1 | 11.4 | 16.4 | 98 | 3.10 | B | 1290 | A++ | 6.18 | 8.00 | 454 |
| | 2.0+2.5+4.2+5.0 | 1.17 | 1.46 | 2.45 | 2.92 | 3.19 | 8.00 | 9.59 | 0.71 | 2.52 | 3.63 | 3.1 | 11.2 | 16.1 | 98 | 3.17 | B | 1260 | A++ | 6.18 | 8.00 | 454 |
| | 2.0+2.5+5.0+5.0 | 1.10 | 1.38 | 2.76 | 2.76 | 3.30 | 8.00 | 9.60 | 0.71 | 2.40 | 3.50 | 3.1 | 10.6 | 15.5 | 98 | 3.33 | A | 1200 | A++ | 6.17 | 8.00 | 454 |
| | 2.0+3.5+3.5+3.5 | 1.28 | 2.24 | 2.24 | 2.24 | 3.03 | 8.00 | 9.23 | 0.67 | 2.58 | 3.30 | 3.0 | 11.4 | 14.6 | 98 | 3.10 | B | 1290 | A++ | 6.11 | 8.00 | 459 |
| | 2.0+3.5+3.5+4.2 | 1.21 | 2.12 | 2.12 | 2.55 | 3.12 | 8.00 | 9.56 | 0.71 | 2.58 | 3.69 | 3.1 | 11.4 | 16.4 | 98 | 3.10 | B | 1290 | A++ | 6.11 | 8.00 | 459 |
| | 2.0+3.5+3.5+5.0 | 1.14 | 2.00 | 2.00 | 2.86 | 3.23 | 8.00 | 9.60 | 0.71 | 2.52 | 3.63 | 3.1 | 11.2 | 16.1 | 98 | 3.17 | B | 1260 | A++ | 6.11 | 8.00 | 459 |
| | 2.0+3.5+4.2+4.2 | 1.15 | 2.01 | 2.42 | 2.42 | 3.22 | 8.00 | 9.60 | 0.71 | 2.58 | 3.77 | 3.1 | 11.4 | 16.7 | 98 | 3.10 | B | 1290 | A++ | 6.11 | 8.00 | 459 |
| | 2.5+2.5+2.5+2.5 | 1.94 | 1.94 | 1.94 | 1.94 | 2.68 | 7.76 | 8.82 | 0.60 | 2.45 | 3.14 | 2.7 | 10.9 | 13.9 | 98 | 3.17 | B | 1225 | A++ | 6.27 | 7.76 | 433 |
| | 2.5+2.5+2.5+3.5 | 1.82 | 1.82 | 1.82 | 2.55 | 2.82 | 8.00 | 8.98 | 0.64 | 2.58 | 3.22 | 2.8 | 11.4 | 14.3 | 98 | 3.10 | B | 1290 | A++ | 6.24 | 8.00 | 449 |
| | 2.5+2.5+2.5+4.2 | 1.71 | 1.71 | 1.71 | 2.87 | 2.92 | 8.00 | 9.32 | 0.67 | 2.58 | 3.53 | 3.0 | 11.4 | 15.7 | 98 | 3.10 | B | 1290 | A++ | 6.24 | 8.00 | 449 |
| | 2.5+2.5+2.5+5.0 | 1.60 | 1.60 | 1.60 | 3.20 | 3.03 | 8.00 | 9.47 | 0.68 | 2.52 | 3.55 | 3.0 | 11.2 | 15.7 | 98 | 3.17 | B | 1260 | A++ | 6.24 | 8.00 | 449 |
| | 2.5+2.5+2.5+6.0 | 1.48 | 1.48 | 1.48 | 3.56 | 3.16 | 8.00 | 9.58 | 0.72 | 2.28 | 3.29 | 3.2 | 10.1 | 14.6 | 98 | 3.51 | A | 1140 | A++ | 6.35 | 8.00 | 442 |
| | 2.5+2.5+3.5+3.5 | 1.67 | 1.67 | 2.33 | 2.33 | 2.96 | 8.00 | 9.10 | 0.67 | 2.58 | 3.37 | 3.0 | 11.4 | 15.0 | 98 | 3.10 | B | 1290 | A++ | 6.17 | 8.00 | 454 |
| | 2.5+2.5+3.5+4.2 | 1.57 | 1.57 | 2.20 | 2.65 | 3.05 | 8.00 | 9.50 | 0.67 | 2.58 | 3.69 | 3.0 | 11.4 | 16.4 | 98 | 3.10 | B | 1290 | A++ | 6.18 | 8.00 | 454 |

Notes:
1. Cooling capacity is based on 27°CDB/19°CWB (Indoor temperature). 35°CDB (Outdoor temperature).
   Heating capacity is based on 20°CDB (Indoor temperature). 7°CDB/6°CWB (Outdoor temperature).
2. The total ability of connected indoor unit is up to 14.5kW.
3. It is impossible to connect the indoor unit for one room only.
4. The above is the value for connecting with the following indoor units.
   1.5kW: wall mounted CTXS-K series; 2.0, 2.5, 3.5, 4.2, 5.0kW: wall mounted FTXS-K series
   6.0, 7.1 kW class; wall mounted G series

# Combination tables

## Cooling

| Outdoor unit | Indoor unit | Cooling capacity (kW) | | | | Total capacity (kW) | | | Power input (kW) | | | Total current (A) | | | Power factor (%) | EER | Energy label | AEC (kWh) | Seasonal data | | | |
|---|---|---|---|---|---|---|---|---|---|---|---|---|---|---|---|---|---|---|---|---|---|---|
| | | A room | B room | C room | D room | Min. | Nom. | Max. | Min. | Nom. | Max. | Min. | Nom. | Max. | | | | | Label | SEER | Pdesign | AEC |
| 4MXS80E3V3B | 2.5+2.5+3.5+5.0 | 1,48 | 1,48 | 2,07 | 2,96 | 3,16 | 8,00 | 9,58 | 0,71 | 2,52 | 3,63 | 3,1 | 11,2 | 16,1 | 98 | 3,17 | B | 1260 | A++ | 6.18 | 8.00 | 454 |
| | 2.5+2.5+3.5+6.0 | 1,38 | 1,38 | 1,93 | 3,31 | 3,30 | 8,00 | 9,60 | 0,72 | 2,28 | 3,29 | 3,2 | 10,1 | 14,6 | 98 | 3,51 | A | 1140 | A++ | 6.27 | 8.00 | 447 |
| | 2.5+2.5+4.2+4.2 | 1,49 | 1,49 | 2,51 | 2,51 | 3,15 | 8,00 | 9,57 | 0,71 | 2,58 | 3,69 | 3,1 | 11,4 | 16,4 | 98 | 3,10 | B | 1290 | A++ | 6.18 | 8.00 | 454 |
| | 2.5+2.5+4.2+5.0 | 1,41 | 1,41 | 2,37 | 2,82 | 3,26 | 8,00 | 9,60 | 0,71 | 2,52 | 3,63 | 3,1 | 11,2 | 16,1 | 98 | 3,17 | B | 1260 | A++ | 6.18 | 8.00 | 454 |
| | 2.5+3.5+3.5+3.5 | 1,54 | 2,15 | 2,15 | 2,15 | 3,09 | 8,00 | 9,35 | 0,71 | 2,58 | 3,30 | 3,1 | 11,4 | 14,6 | 98 | 3,10 | B | 1290 | A++ | 6.11 | 8.00 | 459 |
| | 2.5+3.5+3.5+4.2 | 1,46 | 2,04 | 2,04 | 2,45 | 3,19 | 8,00 | 9,59 | 0,71 | 2,58 | 3,77 | 3,1 | 11,4 | 16,7 | 98 | 3,10 | B | 1290 | A++ | 6.11 | 8.00 | 459 |
| | 2.5+3.5+3.5+5.0 | 1,38 | 1,93 | 1,93 | 2,76 | 3,30 | 8,00 | 9,60 | 0,75 | 2,52 | 3,63 | 3,3 | 11,2 | 16,1 | 98 | 3,17 | B | 1260 | A++ | 6.11 | 8.00 | 459 |
| | 2.5+3.5+4.2+4.2 | 1,39 | 1,94 | 2,33 | 2,33 | 3,29 | 8,00 | 9,60 | 0,75 | 2,58 | 3,77 | 3,3 | 11,4 | 16,7 | 98 | 3,10 | B | 1290 | A++ | 6.11 | 8.00 | 459 |
| | 3.5+3.5+3.5+3.5 | 2,00 | 2,00 | 2,00 | 2,00 | 3,23 | 8,00 | 9,60 | 0,71 | 2,58 | 3,77 | 3,1 | 11,4 | 16,7 | 98 | 3,10 | B | 1290 | A+ | 6.04 | 8.00 | 464 |

Notes:
1. Cooling capacity is based on 27°CDB/19°CWB (Indoor temperature). 35°CDB (Outdoor temperature).
   Heating capacity is based on 20°CDB (Indoor temperature). 7°CDB/6°CWB (Outdoor temperature).
2. The total ability of connected indoor unit is up to 14.5kW.
3. It is impossible to connect the indoor unit for one room only.
4. The above is the value for connecting with the following indoor units.
   1.5kW: wall mounted CTXS-K series; 2.0, 2.5, 3.5, 4.2, 5.0kW: wall mounted FTXS-K series
   6.0, 7.1 kW class; wall mounted G series

# Combination tables

## Heating

| Outdoor unit | Indoor unit | Heating capacity (kW) | | | | Total capacity (kW) | | | Power input (kW) | | | Total current (A) | | | Power factor (%) | COP | Energy label | Seasonal data | | | | |
|---|---|---|---|---|---|---|---|---|---|---|---|---|---|---|---|---|---|---|---|---|---|---|
| | | A room | B room | C room | D room | Min. | Nom. | Max. | Min. | Nom. | Max. | Min. | Nom. | Max. | | | | Label | SCOP | Pdesign | AEC | Back-up heater capacity at -10°C |
| 4MXS80E3V3B | 1.5+1.5 | 1.83 | 1.83 | --- | --- | 1.42 | 3.66 | 5.36 | 0.44 | 0.89 | 1.31 | 2.0 | 3.9 | 5.8 | 98 | 4.11 | A | A | 3.87 | 3.37 | 1219 | 0.64 |
| | 1.5+2.0 | 1.83 | 2.44 | --- | --- | 1.48 | 4.27 | 5.36 | 0.44 | 1.01 | 1.31 | 2.0 | 4.5 | 5.8 | 98 | 4.23 | A | A | 3.85 | 3.42 | 1243 | 0.62 |
| | 1.5+2.5 | 1.83 | 3.05 | --- | --- | 1.62 | 4.88 | 7.09 | 0.48 | 1.17 | 1.90 | 2.1 | 5.2 | 8.4 | 98 | 4.17 | A | A | 3.84 | 3.44 | 1255 | 0.64 |
| | 1.5+3.5 | 1.83 | 4.26 | --- | --- | 1.90 | 6.09 | 7.23 | 0.55 | 1.64 | 2.08 | 2.4 | 7.3 | 9.2 | 98 | 3.71 | A | A | 3.85 | 3.72 | 1353 | 0.71 |
| | 1.5+4.2 | 1.83 | 5.12 | --- | --- | 2.10 | 6.95 | 8.28 | 0.59 | 1.95 | 2.56 | 2.6 | 8.7 | 11.4 | 98 | 3.56 | B | A | 3.83 | 3.75 | 1372 | 0.67 |
| | 1.5+5.0 | 1.83 | 6.09 | --- | --- | 2.33 | 7.92 | 8.72 | 0.53 | 2.10 | 2.42 | 2.4 | 9.3 | 10.7 | 98 | 3.77 | A | A | 3.81 | 3.68 | 1354 | 0.67 |
| | 1.5+6.0 | 1.79 | 7.14 | --- | --- | 2.61 | 8.93 | 9.67 | 0.55 | 2.30 | 2.64 | 2.4 | 10.2 | 11.7 | 98 | 3.88 | A | A | 3.85 | 4.15 | 1508 | 0.80 |
| | 1.5+7.1 | 1.67 | 7.93 | --- | --- | 2.90 | 9.60 | 9.90 | 0.58 | 2.48 | 2.63 | 2.6 | 11.0 | 11.7 | 98 | 3.87 | A | A | 3.84 | 4.35 | 1588 | 0.80 |
| | 2.0+2.0 | 2.44 | 2.44 | --- | --- | 1.62 | 4.88 | 6.55 | 0.34 | 1.17 | 1.74 | 1.5 | 5.2 | 7.7 | 98 | 4.17 | A | A | 3.84 | 3.47 | 1266 | 0.67 |
| | 2.0+2.5 | 2.44 | 3.05 | --- | --- | 1.76 | 5.49 | 6.85 | 0.37 | 1.34 | 1.82 | 1.6 | 5.9 | 8.1 | 98 | 4.10 | A | A | 3.82 | 3.50 | 1282 | 0.63 |
| | 2.0+3.5 | 2.44 | 4.26 | --- | --- | 2.05 | 6.70 | 7.35 | 0.43 | 1.86 | 2.13 | 1.9 | 8.3 | 9.4 | 98 | 3.60 | A | A | 3.84 | 3.80 | 1386 | 0.72 |
| | 2.0+4.2 | 2.44 | 5.11 | --- | --- | 2.24 | 7.55 | 8.53 | 0.47 | 2.22 | 2.56 | 2.1 | 9.8 | 11.4 | 98 | 3.40 | B | A | 3.84 | 3.83 | 1397 | 0.75 |
| | 2.0+5.0 | 2.44 | 6.09 | --- | --- | 2.47 | 8.53 | 8.72 | 0.55 | 2.32 | 2.42 | 2.4 | 10.3 | 10.7 | 98 | 3.68 | A | A | 3.83 | 3.76 | 1374 | 0.68 |
| | 2.0+6.0 | 2.32 | 6.95 | --- | --- | 2.74 | 9.27 | 9.67 | 0.57 | 2.44 | 2.64 | 2.5 | 10.8 | 11.7 | 98 | 3.80 | A | A | 3.85 | 4.25 | 1548 | 0.83 |
| | 2.0+7.1 | 2.11 | 7.49 | --- | --- | 3.04 | 9.60 | 10.36 | 0.61 | 2.48 | 2.89 | 2.7 | 11.0 | 12.8 | 98 | 3.87 | A | A | 3.87 | 4.47 | 1619 | 0.85 |
| | 2.5+2.5 | 3.04 | 3.04 | --- | --- | 1.90 | 6.08 | 7.16 | 0.41 | 1.69 | 2.14 | 1.8 | 7.5 | 9.5 | 98 | 3.60 | B | A | 3.82 | 3.53 | 1293 | 0.66 |
| | 2.5+3.5 | 3.05 | 4.26 | --- | --- | 2.19 | 7.31 | 8.53 | 0.55 | 2.13 | 2.67 | 2.4 | 9.4 | 11.8 | 98 | 3.43 | B | A | 3.82 | 3.84 | 1407 | 0.69 |
| | 2.5+4.2 | 3.04 | 5.12 | --- | --- | 2.39 | 8.16 | 9.01 | 0.57 | 2.46 | 2.90 | 2.5 | 10.9 | 12.9 | 98 | 3.32 | C | A | 3.82 | 3.87 | 1417 | 0.72 |
| | 2.5+5.0 | 2.98 | 5.95 | --- | --- | 2.61 | 8.93 | 9.31 | 0.57 | 2.52 | 2.72 | 2.5 | 11.2 | 12.1 | 98 | 3.54 | B | A | 3.84 | 3.80 | 1386 | 0.72 |
| | 2.5+6.0 | 2.82 | 6.78 | --- | --- | 2.88 | 9.60 | 10.10 | 0.59 | 2.65 | 2.94 | 2.6 | 11.8 | 13.0 | 98 | 3.62 | A | A | 3.84 | 4.31 | 1571 | 0.82 |
| | 2.5+7.1 | 2.50 | 7.10 | --- | --- | 3.17 | 9.60 | 10.36 | 0.63 | 2.51 | 2.93 | 2.8 | 11.1 | 13.0 | 98 | 3.82 | A | A | 3.86 | 4.53 | 1642 | 0.84 |
| | 3.5+3.5 | 4.26 | 4.26 | --- | --- | 2.47 | 8.52 | 9.18 | 0.59 | 2.70 | 3.04 | 2.6 | 12.0 | 13.5 | 98 | 3.16 | D | A | 3.84 | 4.25 | 1551 | 0.83 |
| | 3.5+4.2 | 4.11 | 4.94 | --- | --- | 2.66 | 9.05 | 9.77 | 0.61 | 2.98 | 3.47 | 2.7 | 13.2 | 15.4 | 98 | 3.04 | D | A | 3.83 | 4.30 | 1572 | 0.81 |
| | 3.5+5.0 | 3.95 | 5.65 | --- | --- | 2.88 | 9.60 | 9.92 | 0.62 | 2.77 | 2.93 | 2.8 | 12.3 | 13.0 | 98 | 3.47 | B | A | 3.83 | 4.20 | 1535 | 0.78 |
| | 3.5+6.0 | 3.54 | 6.06 | --- | --- | 3.15 | 9.60 | 10.34 | 0.61 | 2.49 | 2.90 | 2.7 | 11.0 | 12.9 | 98 | 3.86 | A | A | 3.86 | 4.84 | 1756 | 0.89 |
| | 3.5+7.1 | 3.17 | 6.43 | --- | --- | 3.45 | 9.60 | 10.37 | 0.67 | 2.43 | 2.84 | 3.0 | 10.8 | 12.6 | 98 | 3.95 | A | A | 3.89 | 5.11 | 1841 | 0.97 |
| | 4.2+4.2 | 4.78 | 4.78 | --- | --- | 2.85 | 9.55 | 9.60 | 0.63 | 2.65 | 2.65 | 2.8 | 11.8 | 11.8 | 98 | 3.60 | A | A | 3.82 | 4.34 | 1591 | 0.79 |
| | 4.2+5.0 | 4.38 | 5.22 | --- | --- | 3.07 | 9.60 | 10.12 | 0.64 | 2.61 | 2.87 | 2.8 | 11.6 | 12.7 | 98 | 3.68 | A | A | 3.84 | 4.25 | 1551 | 0.83 |
| | 4.2+6.0 | 3.95 | 5.65 | --- | --- | 3.34 | 9.60 | 10.35 | 0.65 | 2.44 | 2.84 | 2.9 | 10.8 | 12.6 | 98 | 3.93 | A | A | 3.90 | 4.90 | 1762 | 0.95 |
| | 4.2+7.1 | 3.57 | 6.03 | --- | --- | 3.63 | 9.60 | 10.38 | 0.70 | 2.43 | 2.83 | 3.1 | 10.8 | 12.6 | 98 | 3.95 | A | A | 3.88 | 5.17 | 1865 | 0.96 |
| | 5.0+5.0 | 4.80 | 4.80 | --- | --- | 3.28 | 9.60 | 10.24 | 0.67 | 2.52 | 2.83 | 3.0 | 11.2 | 12.6 | 98 | 3.81 | A | A | 3.84 | 4.15 | 1512 | 0.80 |
| | 5.0+6.0 | 4.36 | 5.24 | --- | --- | 3.55 | 9.60 | 10.47 | 0.66 | 2.40 | 2.80 | 2.9 | 10.6 | 12.4 | 98 | 4.00 | A | A | 3.87 | 4.78 | 1728 | 0.89 |
| | 5.0+7.1 | 3.97 | 5.63 | --- | --- | 3.85 | 9.60 | 10.50 | 0.70 | 2.38 | 2.79 | 3.1 | 10.6 | 12.4 | 98 | 4.03 | A | A | 3.89 | 5.04 | 1816 | 0.96 |
| | 6.0+6.0 | 4.80 | 4.80 | --- | --- | 3.82 | 9.60 | 10.70 | 0.67 | 2.32 | 2.77 | 3.0 | 10.3 | 12.3 | 98 | 4.14 | A | A | 3.92 | 5.56 | 1987 | 1.04 |
| | 6.0+7.1 | 4.40 | 5.20 | --- | --- | 4.12 | 9.60 | 10.73 | 0.71 | 2.31 | 2.76 | 3.1 | 10.2 | 12.2 | 98 | 4.16 | A | A | 3.93 | 5.88 | 2097 | 1.12 |
| | 7.1+7.1 | 4.80 | 4.80 | --- | --- | 4.42 | 9.60 | 10.77 | 0.78 | 2.25 | 2.70 | 3.5 | 10.0 | 12.0 | 98 | 4.27 | A | A | 3.95 | 6.23 | 2208 | 1.18 |
| | 1.5+1.5+1.5 | 1.83 | 1.83 | 1.83 | --- | 1.76 | 5.49 | 7.22 | 0.43 | 1.16 | 1.71 | 1.9 | 5.1 | 7.6 | 98 | 4.73 | A | A | 3.83 | 4.23 | 1547 | 0.81 |
| | 1.5+1.5+2.0 | 1.83 | 1.83 | 2.44 | --- | 1.90 | 6.09 | 7.22 | 0.44 | 1.34 | 1.71 | 2.0 | 5.9 | 7.6 | 98 | 4.54 | A | A | 3.84 | 4.35 | 1585 | 0.80 |
| | 1.5+1.5+2.5 | 1.83 | 1.83 | 3.05 | --- | 2.05 | 6.70 | 7.29 | 0.46 | 1.52 | 1.71 | 2.0 | 6.7 | 7.6 | 98 | 4.41 | A | A | 3.86 | 4.40 | 1598 | 0.84 |
| | 1.5+1.5+3.5 | 1.83 | 1.83 | 4.26 | --- | 2.33 | 7.92 | 9.03 | 0.50 | 1.90 | 2.30 | 2.2 | 8.4 | 10.2 | 98 | 4.17 | A | A | 3.87 | 4.95 | 1789 | 0.94 |
| | 1.5+1.5+4.2 | 1.82 | 1.82 | 5.09 | --- | 2.53 | 8.72 | 9.03 | 0.52 | 2.20 | 2.29 | 2.3 | 9.8 | 10.2 | 98 | 3.96 | A | A | 3.87 | 5.01 | 1811 | 0.93 |
| | 1.5+1.5+5.0 | 1.74 | 1.74 | 5.79 | --- | 2.74 | 9.27 | 9.99 | 0.53 | 2.25 | 2.54 | 2.4 | 10.0 | 11.3 | 98 | 4.12 | A | A | 3.88 | 4.89 | 1766 | 0.94 |
| | 1.5+1.5+6.0 | 1.60 | 1.60 | 6.40 | --- | 3.01 | 9.60 | 10.71 | 0.54 | 2.27 | 2.72 | 2.4 | 10.1 | 12.1 | 98 | 4.23 | A | A | 3.89 | 5.70 | 2052 | 1.06 |
| | 1.5+1.5+7.1 | 1.43 | 1.43 | 6.75 | --- | 3.31 | 9.60 | 10.74 | 0.57 | 2.26 | 2.71 | 2.5 | 10.0 | 12.0 | 98 | 4.25 | A | A | 3.94 | 6.03 | 2145 | 1.15 |
| | 1.5+2.0+2.0 | 1.83 | 2.44 | 2.44 | --- | 2.05 | 6.70 | 7.22 | 0.46 | 1.52 | 1.71 | 2.0 | 6.7 | 7.6 | 98 | 4.41 | A | A | 3.84 | 4.47 | 1630 | 0.85 |
| | 1.5+2.0+2.5 | 1.83 | 2.44 | 3.05 | --- | 2.19 | 7.31 | 8.41 | 0.48 | 1.71 | 2.12 | 2.1 | 7.6 | 9.4 | 98 | 4.27 | A | A | 3.84 | 4.53 | 1654 | 0.84 |
| | 1.5+2.0+3.5 | 1.83 | 2.44 | 4.27 | --- | 2.47 | 8.53 | 9.03 | 0.52 | 2.11 | 2.30 | 2.3 | 9.4 | 10.2 | 98 | 4.04 | A | A | 3.87 | 5.10 | 1846 | 0.96 |
| | 1.5+2.0+4.2 | 1.76 | 2.35 | 4.94 | --- | 2.66 | 9.06 | 9.69 | 0.54 | 2.29 | 2.58 | 2.4 | 10.2 | 11.4 | 98 | 3.96 | A | A | 3.86 | 5.16 | 1871 | 0.95 |
| | 1.5+2.0+5.0 | 1.69 | 2.26 | 5.65 | --- | 2.88 | 9.60 | 9.99 | 0.55 | 2.39 | 2.54 | 2.4 | 10.6 | 11.3 | 98 | 4.02 | A | A | 3.88 | 5.03 | 1817 | 0.95 |
| | 1.5+2.0+6.0 | 1.52 | 2.02 | 6.06 | --- | 3.15 | 9.60 | 10.71 | 0.56 | 2.27 | 2.72 | 2.5 | 10.1 | 12.1 | 98 | 4.23 | A | A | 3.93 | 5.87 | 2094 | 1.11 |
| | 1.5+2.0+7.1 | 1.36 | 1.81 | 6.43 | --- | 3.45 | 9.60 | 10.74 | 0.60 | 2.26 | 2.71 | 2.7 | 10.0 | 12.0 | 98 | 4.25 | A | A | 3.93 | 6.22 | 2214 | 1.17 |
| | 1.5+2.5+2.5 | 1.83 | 3.05 | 3.05 | --- | 2.33 | 7.92 | 8.93 | 0.50 | 1.94 | 2.30 | 2.2 | 8.6 | 10.2 | 98 | 4.08 | A | A | 3.83 | 4.59 | 1677 | 0.84 |
| | 1.5+2.5+3.5 | 1.79 | 2.98 | 4.17 | --- | 2.61 | 8.93 | 9.68 | 0.54 | 2.25 | 2.58 | 2.4 | 10.0 | 11.4 | 98 | 3.97 | A | A | 3.87 | 5.18 | 1876 | 0.97 |
| | 1.5+2.5+4.2 | 1.72 | 2.87 | 4.82 | --- | 2.80 | 9.41 | 9.69 | 0.56 | 2.43 | 2.58 | 2.5 | 10.8 | 11.4 | 98 | 3.87 | A | A | 3.89 | 5.24 | 1886 | 0.97 |
| | 1.5+2.5+5.0 | 1.60 | 2.67 | 5.33 | --- | 3.01 | 9.60 | 10.48 | 0.57 | 2.39 | 2.80 | 2.5 | 10.6 | 12.4 | 98 | 4.02 | A | A | 3.87 | 5.11 | 1849 | 0.97 |
| | 1.5+2.5+6.0 | 1.44 | 2.40 | 5.76 | --- | 3.28 | 9.60 | 10.71 | 0.58 | 2.27 | 2.72 | 2.6 | 10.1 | 12.1 | 98 | 4.23 | A | A | 3.94 | 5.96 | 2119 | 1.14 |
| | 1.5+2.5+7.1 | 1.30 | 2.16 | 6.14 | --- | 3.58 | 9.60 | 10.74 | 0.62 | 2.26 | 2.71 | 2.8 | 10.0 | 12.0 | 98 | 4.25 | A | A | 3.94 | 6.23 | 2215 | 1.18 |
| | 1.5+3.5+3.5 | 1.69 | 3.95 | 3.95 | --- | 2.88 | 9.60 | 9.89 | 0.59 | 2.43 | 2.58 | 2.6 | 10.8 | 11.4 | 98 | 3.95 | A | A | 3.92 | 5.87 | 2098 | 1.11 |
| | 1.5+3.5+4.2 | 1.57 | 3.65 | 4.38 | --- | 3.07 | 9.60 | 10.36 | 0.61 | 2.43 | 2.84 | 2.7 | 10.8 | 12.6 | 98 | 3.95 | A | A | 3.92 | 5.94 | 2121 | 1.12 |
| | 1.5+3.5+5.0 | 1.44 | 3.36 | 4.80 | --- | 3.28 | 9.60 | 10.49 | 0.61 | 2.39 | 2.79 | 2.7 | 10.6 | 12.4 | 98 | 4.02 | A | A | 3.91 | 5.79 | 2074 | 1.09 |
| | 1.5+3.5+6.0 | 1.31 | 3.05 | 5.24 | --- | 3.55 | 9.60 | 10.72 | 0.62 | 2.27 | 2.72 | 2.8 | 10.1 | 12.1 | 98 | 4.23 | A | A | 3.97 | 6.23 | 2200 | 1.18 |
| | 1.5+3.5+7.1 | 1.19 | 2.78 | 5.63 | --- | 3.85 | 9.60 | 10.75 | 0.66 | 2.26 | 2.70 | 2.9 | 10.0 | 12.0 | 98 | 4.25 | A | A+ | 4.00 | 6.23 | 2181 | 1.17 |
| | 1.5+4.2+4.2 | 1.45 | 4.07 | 4.07 | --- | 3.26 | 9.60 | 10.37 | 0.63 | 2.43 | 2.84 | 2.8 | 10.8 | 12.6 | 98 | 3.95 | A | A | 3.92 | 6.01 | 2144 | 1.13 |
| | 1.5+4.2+5.0 | 1.35 | 3.77 | 4.49 | --- | 3.47 | 9.60 | 10.49 | 0.66 | 2.39 | 2.79 | 2.9 | 10.6 | 12.4 | 98 | 4.02 | A | A | 3.92 | 5.86 | 2095 | 1.10 |
| | 1.5+4.2+6.0 | 1.23 | 3.45 | 4.92 | --- | 3.74 | 9.60 | 10.72 | 0.64 | 2.27 | 2.71 | 2.8 | 10.1 | 12.0 | 98 | 4.23 | A | A | 3.97 | 6.23 | 2200 | 1.18 |
| | 1.5+4.2+7.1 | 1.13 | 3.15 | 5.33 | --- | 4.04 | 9.60 | 10.76 | 0.71 | 2.26 | 2.70 | 3.1 | 10.0 | 12.0 | 98 | 4.25 | A | A+ | 4.00 | 6.23 | 2179 | 1.17 |
| | 1.5+5.0+5.0 | 1.25 | 4.17 | 4.17 | --- | 3.69 | 9.60 | 10.62 | 0.66 | 2.30 | 2.75 | 2.9 | 10.2 | 12.2 | 98 | 4.17 | A | A | 3.89 | 5.71 | 2058 | 1.07 |
| | 1.5+5.0+6.0 | 1.15 | 3.84 | 4.61 | --- | 3.96 | 9.60 | 10.85 | 0.67 | 2.18 | 2.72 | 3.0 | 9.7 | 12.1 | 98 | 4.40 | A | A | 3.96 | 6.23 | 2201 | 1.18 |
| | 1.5+5.0+7.1 | 1.06 | 3.53 | 5.01 | --- | 4.26 | 9.60 | 10.88 | 0.71 | 2.17 | 2.71 | 3.1 | 9.6 | 12.0 | 98 | 4.42 | A | A+ | 4.00 | 6.23 | 2180 | 1.17 |
| | 1.5+6.0+6.0 | 1.07 | 4.27 | 4.27 | --- | 4.23 | 9.60 | 11.08 | 0.68 | 2.11 | 2.64 | 3.0 | 9.4 | 11.7 | 98 | 4.55 | A | A+ | 4.06 | 6.23 | 2147 | 1.17 |
| | 2.0+2.0+2.0 | 2.43 | 2.43 | 2.43 | --- | 2.19 | 7.29 | 8.33 | 0.48 | 1.76 | 2.14 | 2.1 | 7.8 | 9.5 | 98 | 4.14 | A | A | 3.83 | 4.59 | 1677 | 0.84 |
| | 2.0+2.0+2.5 | 2.44 | 2.44 | 3.04 | --- | 2.33 | 7.92 | 8.93 | 0.50 | 1.96 | 2.32 | 2.2 | 8.7 | 10.3 | 98 | 4.04 | A | A | 3.87 | 4.66 | 1688 | 0.90 |
| | 2.0+2.0+3.5 | 2.38 | 2.38 | 4.17 | --- | 2.61 | 8.93 | 9.68 | 0.54 | 2.29 | 2.63 | 2.4 | 10.2 | 11.7 | 98 | 3.90 | A | A | 3.89 | 5.26 | 1893 | 0.99 |
| | 2.0+2.0+4.2 | 2.30 | 2.30 | 4.81 | --- | 2.80 | 9.41 | 9.69 | 0.56 | 2.48 | 2.63 | 2.5 | 11.0 | 11.7 | 98 | 3.79 | A | A | 3.88 | 5.32 | 1919 | 0.99 |
| | 2.0+2.0+5.0 | 2.13 | 2.13 | 5.34 | --- | 3.01 | 9.60 | 10.48 | 0.57 | 2.39 | 2.80 | 2.5 | 10.6 | 12.4 | 98 | 4.02 | A | A | 3.90 | 5.19 | 1864 | 0.98 |
| | 2.0+2.0+6.0 | 1.92 | 1.92 | 5.76 | --- | 3.28 | 9.60 | 10.71 | 0.58 | 2.27 | 2.72 | 2.6 | 10.1 | 12.1 | 98 | 4.23 | A | A | 3.94 | 6.06 | 2154 | 1.18 |
| | 2.0+2.0+7.1 | 1.73 | 1.73 | 6.14 | --- | 3.58 | 9.60 | 10.74 | 0.62 | 2.26 | 2.71 | 2.8 | 10.0 | 12.0 | 98 | 4.25 | A | A | 3.94 | 6.23 | 2214 | 1.18 |
| | 2.0+2.5+2.5 | 2.43 | 3.05 | 3.05 | --- | 2.47 | 8.53 | 8.93 | 0.52 | 2.16 | 2.30 | 2.3 | 9.6 | 10.2 | 98 | 3.95 | A | A | 3.87 | 4.72 | 1710 | 0.90 |
| | 2.0+2.5+3.5 | 2.31 | 2.90 | 4.06 | --- | 2.74 | 9.27 | 9.68 | 0.56 | 2.41 | 2.61 | 2.5 | 10.7 | 11.6 | 98 | 3.85 | A | A | 3.88 | 5.33 | 1921 | 1.00 |
| | 2.0+2.5+4.2 | 2.21 | 2.76 | 4.63 | --- | 2.93 | 9.60 | 10.15 | 0.59 | 2.56 | 2.87 | 2.6 | 11.4 | 12.7 | 98 | 3.75 | A | A | 3.89 | 5.40 | 1946 | 1.01 |
| | 2.0+2.5+5.0 | 2.02 | 2.53 | 5.05 | --- | 3.15 | 9.60 | 10.48 | 0.59 | 2.39 | 2.80 | 2.6 | 10.6 | 12.4 | 98 | 4.02 | A | A | 3.89 | 5.26 | 1893 | 0.99 |
| | 2.0+2.5+6.0 | 1.82 | 2.29 | 5.49 | --- | 3.42 | 9.60 | 10.71 | 0.60 | 2.27 | 2.72 | 2.7 | 10.1 | 12.1 | 98 | 4.23 | A | A | 3.93 | 6.14 | 2185 | 1.15 |
| | 2.0+2.5+7.1 | 1.65 | 2.07 | 5.88 | --- | 3.72 | 9.60 | 10.74 | 0.64 | 2.26 | 2.71 | 2.8 | 10.0 | 12.0 | 98 | 4.25 | A | A | 3.97 | 6.23 | 2198 | 1.18 |

Notes:
1. Cooling capacity is based on 27°CDB/19°CWB (Indoor temperature). 35°CDB (Outdoor temperature).
   Heating capacity is based on 20°CDB (Indoor temperature). 7°CDB/6°CWB (Outdoor temperature).
2. The total ability of connected indoor unit is up to 14.5kW.
3. It is impossible to connect the indoor unit for one room only.
4. The above is the value for connecting with the following indoor units.
   1.5kW: wall mounted CTXS-K series; 2.0, 2.5, 3.5, 4.2, 5.0kW: wall mounted FTXS-K series
   6.0, 7.1 kW class; wall mounted G series

# Combination tables

## Heating

| Outdoor unit | Indoor unit | Heating capacity (kW) | | | | Total capacity (kW) | | | Power input (kW) | | | Total current (A) | | | Power factor (%) | COP | Energy label | Seasonal data | | | | |
|---|---|---|---|---|---|---|---|---|---|---|---|---|---|---|---|---|---|---|---|---|---|---|
| | | A room | B room | C room | D room | Min. | Nom. | Max. | Min. | Nom. | Max. | Min. | Nom. | Max. | | | | Label | SCOP | Pdesign | AEC | Back-up heater capacity at -10°C |
| 4MXS80E3V3B | 2.0+3.5+3.5 | 2.14 | 3.73 | 3.73 | --- | 3.01 | 9.60 | 10.35 | 0.59 | 2.43 | 2.84 | 2.6 | 10.8 | 12.6 | 98 | 3.95 | A | A | 3.93 | 6.05 | 2155 | 1.17 |
| | 2.0+3.5+4.2 | 1.99 | 3.46 | 4.15 | --- | 3.20 | 9.60 | 10.36 | 0.63 | 2.43 | 2.84 | 2.8 | 10.8 | 12.6 | 98 | 3.95 | A | A | 3.94 | 6.13 | 2179 | 1.20 |
| | 2.0+3.5+5.0 | 1.83 | 3.20 | 4.57 | --- | 3.42 | 9.60 | 10.49 | 0.63 | 2.39 | 2.80 | 2.8 | 10.6 | 12.4 | 98 | 4.02 | A | A | 3.93 | 5.97 | 2126 | 1.15 |
| | 2.0+3.5+6.0 | 1.67 | 2.92 | 5.01 | --- | 3.69 | 9.60 | 10.72 | 0.64 | 2.27 | 2.72 | 2.8 | 10.1 | 12.1 | 98 | 4.23 | A | A+ | 4.00 | 6.23 | 2180 | 1.17 |
| | 2.0+3.5+7.1 | 1.52 | 2.67 | 5.41 | --- | 3.99 | 9.60 | 10.75 | 0.69 | 2.26 | 2.70 | 3.1 | 10.0 | 12.0 | 98 | 4.25 | A | A+ | 4.03 | 6.23 | 2166 | 1.17 |
| | 2.0+4.2+4.2 | 1.84 | 3.88 | 3.88 | --- | 3.39 | 9.60 | 10.37 | 0.65 | 2.43 | 2.84 | 2.9 | 10.8 | 12.6 | 98 | 3.95 | A | A | 3.94 | 6.20 | 2205 | 1.21 |
| | 2.0+4.2+5.0 | 1.71 | 3.60 | 4.29 | --- | 3.61 | 9.60 | 10.49 | 0.68 | 2.39 | 2.79 | 3.0 | 10.6 | 12.4 | 98 | 4.02 | A | A | 3.93 | 6.04 | 2152 | 1.16 |
| | 2.0+4.2+6.0 | 1.58 | 3.30 | 4.72 | --- | 3.88 | 9.60 | 10.72 | 0.67 | 2.27 | 2.71 | 3.0 | 10.1 | 12.0 | 98 | 4.23 | A | A+ | 4.00 | 6.23 | 2180 | 1.17 |
| | 2.0+4.2+7.1 | 1.45 | 3.03 | 5.12 | --- | 4.18 | 9.60 | 10.76 | 0.73 | 2.26 | 2.70 | 3.2 | 10.0 | 12.0 | 98 | 4.25 | A | A+ | 4.04 | 6.23 | 2161 | 1.17 |
| | 2.0+5.0+5.0 | 1.60 | 4.00 | 4.00 | --- | 3.82 | 9.60 | 10.62 | 0.68 | 2.30 | 2.75 | 3.0 | 10.2 | 12.2 | 98 | 4.17 | A | A | 3.92 | 5.88 | 2100 | 1.12 |
| | 2.0+5.0+6.0 | 1.48 | 3.69 | 4.43 | --- | 4.09 | 9.60 | 10.85 | 0.69 | 2.18 | 2.72 | 3.1 | 9.7 | 12.1 | 98 | 4.40 | A | A | 3.97 | 6.23 | 2198 | 1.18 |
| | 2.0+5.0+7.1 | 1.37 | 3.40 | 4.83 | --- | 4.39 | 9.60 | 10.88 | 0.74 | 2.17 | 2.71 | 3.3 | 9.6 | 12.0 | 98 | 4.42 | A | A+ | 4.00 | 6.23 | 2179 | 1.17 |
| | 2.0+6.0+6.0 | 1.38 | 4.11 | 4.11 | --- | 4.36 | 9.60 | 11.08 | 0.70 | 2.11 | 2.64 | 3.1 | 9.4 | 11.7 | 98 | 4.55 | A | A+ | 4.08 | 6.23 | 2141 | 1.17 |
| | 2.5+2.5+2.5 | 2.97 | 2.97 | 2.97 | --- | 2.61 | 8.91 | 9.88 | 0.54 | 2.34 | 2.74 | 2.4 | 10.4 | 12.2 | 98 | 3.81 | A | A | 3.87 | 4.79 | 1736 | 0.90 |
| | 2.5+2.5+3.5 | 2.82 | 2.82 | 3.96 | --- | 2.88 | 9.60 | 10.12 | 0.59 | 2.53 | 2.79 | 2.6 | 11.2 | 12.4 | 98 | 3.79 | A | A | 3.89 | 5.41 | 1949 | 1.02 |
| | 2.5+2.5+4.2 | 2.61 | 2.61 | 4.38 | --- | 3.07 | 9.60 | 10.60 | 0.61 | 2.53 | 3.05 | 2.7 | 11.2 | 13.5 | 98 | 3.79 | A | A | 3.90 | 5.48 | 1965 | 1.02 |
| | 2.5+2.5+5.0 | 2.40 | 2.40 | 4.80 | --- | 3.28 | 9.60 | 10.48 | 0.61 | 2.39 | 2.80 | 2.7 | 10.6 | 12.4 | 98 | 4.02 | A | A | 3.89 | 5.34 | 1925 | 1.01 |
| | 2.5+2.5+6.0 | 2.18 | 2.18 | 5.24 | --- | 3.55 | 9.60 | 10.71 | 0.62 | 2.27 | 2.72 | 2.8 | 10.1 | 12.1 | 98 | 4.23 | A | A | 3.94 | 6.23 | 2217 | 1.18 |
| | 2.5+2.5+7.1 | 1.98 | 1.98 | 5.64 | --- | 3.85 | 9.60 | 10.74 | 0.66 | 2.26 | 2.71 | 2.9 | 10.0 | 12.0 | 98 | 4.25 | A | A | 3.97 | 6.23 | 2197 | 1.18 |
| | 2.5+3.5+3.5 | 2.52 | 3.54 | 3.54 | --- | 3.15 | 9.60 | 10.35 | 0.61 | 2.43 | 2.84 | 2.7 | 10.8 | 12.6 | 98 | 3.95 | A | A | 3.93 | 6.14 | 2189 | 1.15 |
| | 2.5+3.5+4.2 | 2.36 | 3.29 | 3.95 | --- | 3.34 | 9.60 | 10.36 | 0.65 | 2.43 | 2.84 | 2.9 | 10.8 | 12.6 | 98 | 3.95 | A | A | 3.93 | 6.22 | 2217 | 1.17 |
| | 2.5+3.5+5.0 | 2.19 | 3.05 | 4.36 | --- | 3.55 | 9.60 | 10.49 | 0.66 | 2.39 | 2.80 | 2.9 | 10.6 | 12.4 | 98 | 4.02 | A | A | 3.93 | 6.06 | 2157 | 1.18 |
| | 2.5+3.5+6.0 | 2.00 | 2.80 | 4.80 | --- | 3.82 | 9.60 | 10.72 | 0.67 | 2.27 | 2.72 | 3.0 | 10.1 | 12.1 | 98 | 4.23 | A | A+ | 4.01 | 6.23 | 2178 | 1.17 |
| | 2.5+3.5+7.1 | 1.84 | 2.56 | 5.20 | --- | 4.12 | 9.60 | 10.75 | 0.71 | 2.26 | 2.70 | 3.1 | 10.0 | 12.0 | 98 | 4.25 | A | A+ | 4.04 | 6.23 | 2161 | 1.17 |
| | 2.5+4.2+4.2 | 2.20 | 3.70 | 3.70 | --- | 3.53 | 9.60 | 10.37 | 0.68 | 2.43 | 2.84 | 3.0 | 10.8 | 12.6 | 98 | 3.95 | A | A | 3.93 | 6.23 | 2219 | 1.18 |
| | 2.5+4.2+5.0 | 2.06 | 3.45 | 4.09 | --- | 3.74 | 9.60 | 10.49 | 0.70 | 2.39 | 2.79 | 3.1 | 10.6 | 12.4 | 98 | 4.02 | A | A | 3.94 | 6.13 | 2179 | 1.20 |
| | 2.5+4.2+6.0 | 1.90 | 3.17 | 4.53 | --- | 4.01 | 9.60 | 10.72 | 0.69 | 2.27 | 2.71 | 3.1 | 10.1 | 12.0 | 98 | 4.23 | A | A+ | 4.00 | 6.23 | 2181 | 1.17 |
| | 2.5+4.2+7.1 | 1.75 | 2.92 | 4.93 | --- | 4.31 | 9.60 | 10.76 | 0.76 | 2.26 | 2.70 | 3.4 | 10.0 | 12.0 | 98 | 4.25 | A | A+ | 4.07 | 6.23 | 2146 | 1.17 |
| | 2.5+5.0+5.0 | 1.92 | 3.84 | 3.84 | --- | 3.96 | 9.60 | 10.62 | 0.71 | 2.30 | 2.75 | 3.1 | 10.2 | 12.2 | 98 | 4.17 | A | A | 3.93 | 5.97 | 2126 | 1.15 |
| | 2.5+5.0+6.0 | 1.77 | 3.56 | 4.27 | --- | 4.23 | 9.60 | 10.85 | 0.72 | 2.18 | 2.72 | 3.2 | 9.7 | 12.1 | 98 | 4.40 | A | A+ | 4.00 | 6.23 | 2180 | 1.17 |
| | 2.5+6.0+6.0 | 1.66 | 3.97 | 3.97 | --- | 4.50 | 9.60 | 11.08 | 0.72 | 2.11 | 2.64 | 3.2 | 9.4 | 11.7 | 98 | 4.55 | A | A+ | 4.10 | 6.23 | 2125 | 1.16 |
| | 3.5+3.5+3.5 | 3.20 | 3.20 | 3.20 | --- | 3.42 | 9.60 | 10.36 | 0.65 | 2.43 | 2.84 | 2.9 | 10.8 | 12.6 | 98 | 3.95 | A | A | 3.99 | 6.23 | 2184 | 1.17 |
| | 3.5+3.5+4.2 | 3.00 | 3.00 | 3.60 | --- | 3.61 | 9.60 | 10.37 | 0.70 | 2.43 | 2.84 | 3.1 | 10.8 | 12.6 | 98 | 3.95 | A | A+ | 4.00 | 6.23 | 2184 | 1.17 |
| | 3.5+3.5+5.0 | 2.80 | 2.80 | 4.00 | --- | 3.82 | 9.60 | 10.49 | 0.70 | 2.39 | 2.79 | 3.1 | 10.6 | 12.4 | 98 | 4.02 | A | A | 3.96 | 6.23 | 2202 | 1.18 |
| | 3.5+3.5+6.0 | 2.58 | 2.58 | 4.44 | --- | 4.09 | 9.60 | 10.72 | 0.71 | 2.27 | 2.71 | 3.1 | 10.1 | 12.0 | 98 | 4.23 | A | A+ | 4.07 | 6.23 | 2144 | 1.17 |
| | 3.5+3.5+7.1 | 2.38 | 2.38 | 4.84 | --- | 4.39 | 9.60 | 10.76 | 0.76 | 2.26 | 2.70 | 3.4 | 10.0 | 12.0 | 98 | 4.25 | A | A+ | 4.11 | 6.22 | 2119 | 1.21 |
| | 3.5+4.2+4.2 | 2.82 | 3.39 | 3.39 | --- | 3.80 | 9.60 | 10.38 | 0.72 | 2.43 | 2.83 | 3.2 | 10.8 | 12.6 | 98 | 3.95 | A | A+ | 4.00 | 6.23 | 2182 | 1.17 |
| | 3.5+4.2+5.0 | 2.65 | 3.17 | 3.78 | --- | 4.01 | 9.60 | 10.50 | 0.75 | 2.39 | 2.79 | 3.3 | 10.6 | 12.4 | 98 | 4.02 | A | A | 3.99 | 6.23 | 2189 | 1.17 |
| | 3.5+4.2+6.0 | 2.45 | 2.94 | 4.21 | --- | 4.28 | 9.60 | 10.73 | 0.74 | 2.26 | 2.71 | 3.3 | 10.0 | 12.0 | 98 | 4.25 | A | A+ | 4.07 | 6.23 | 2143 | 1.16 |
| | 3.5+5.0+5.0 | 2.48 | 3.56 | 3.56 | --- | 4.23 | 9.60 | 10.63 | 0.76 | 2.30 | 2.75 | 3.4 | 10.2 | 12.2 | 98 | 4.17 | A | A | 3.96 | 6.23 | 2203 | 1.18 |
| | 3.5+5.0+6.0 | 2.32 | 3.31 | 3.97 | --- | 4.50 | 9.60 | 10.86 | 0.77 | 2.18 | 2.72 | 3.4 | 9.7 | 12.1 | 98 | 4.40 | A | A+ | 4.06 | 6.23 | 2149 | 1.17 |
| | 4.2+4.2+4.2 | 3.20 | 3.20 | 3.20 | --- | 3.99 | 9.60 | 10.38 | 0.75 | 2.42 | 2.83 | 3.3 | 10.7 | 12.6 | 98 | 3.97 | A | A+ | 4.00 | 6.23 | 2183 | 1.17 |
| | 4.2+4.2+5.0 | 3.01 | 3.01 | 3.58 | --- | 4.20 | 9.60 | 10.51 | 0.78 | 2.38 | 2.79 | 3.5 | 10.6 | 12.4 | 98 | 4.03 | A | A+ | 4.00 | 6.23 | 2184 | 1.17 |
| | 4.2+4.2+6.0 | 2.80 | 2.80 | 4.00 | --- | 4.47 | 9.60 | 10.74 | 0.79 | 2.26 | 2.71 | 3.5 | 10.0 | 12.0 | 98 | 4.25 | A | A+ | 4.10 | 6.23 | 2129 | 1.16 |
| | 4.2+5.0+5.0 | 2.84 | 3.38 | 3.38 | --- | 4.42 | 9.60 | 10.64 | 0.81 | 2.29 | 2.74 | 3.6 | 10.2 | 12.2 | 98 | 4.19 | A | A | 3.96 | 6.23 | 2202 | 1.18 |
| | 1.5+1.5+1.5+1.5 | 1.83 | 1.83 | 1.83 | 1.83 | 2.19 | 7.31 | 8.47 | 0.41 | 1.64 | 2.00 | 1.8 | 7.3 | 8.9 | 98 | 4.46 | A | A | 3.92 | 5.84 | 2085 | 1.14 |
| | 1.5+1.5+1.5+2.0 | 1.83 | 1.83 | 1.83 | 2.44 | 2.33 | 7.92 | 9.04 | 0.42 | 1.83 | 2.22 | 1.9 | 8.1 | 9.8 | 98 | 4.33 | A | A | 3.92 | 6.02 | 2149 | 1.14 |
| | 1.5+1.5+1.5+2.5 | 1.83 | 1.83 | 1.83 | 3.05 | 2.47 | 8.53 | 9.13 | 0.44 | 2.00 | 2.22 | 2.0 | 8.9 | 9.8 | 98 | 4.27 | A | A | 3.93 | 6.11 | 2176 | 1.18 |
| | 1.5+1.5+1.5+3.5 | 1.74 | 1.74 | 1.74 | 4.06 | 2.74 | 9.27 | 10.18 | 0.48 | 2.17 | 2.51 | 2.1 | 9.6 | 11.1 | 98 | 4.27 | A | A+ | 4.00 | 6.23 | 2194 | 1.17 |
| | 1.5+1.5+1.5+4.2 | 1.66 | 1.66 | 1.66 | 4.63 | 2.93 | 9.60 | 10.73 | 0.51 | 2.26 | 2.71 | 2.3 | 10.0 | 12.0 | 98 | 4.25 | A | A | 3.99 | 6.23 | 2185 | 1.17 |
| | 1.5+1.5+1.5+5.0 | 1.52 | 1.52 | 1.52 | 5.05 | 3.15 | 9.60 | 10.86 | 0.52 | 2.18 | 2.72 | 2.3 | 9.7 | 12.1 | 98 | 4.40 | A | A | 3.97 | 6.23 | 2195 | 1.18 |
| | 1.5+1.5+1.5+6.0 | 1.37 | 1.37 | 1.37 | 5.49 | 3.42 | 9.60 | 11.09 | 0.52 | 2.10 | 2.64 | 2.3 | 9.3 | 11.7 | 98 | 4.57 | A | A+ | 4.09 | 6.23 | 2135 | 1.17 |
| | 1.5+1.5+1.5+7.1 | 1.24 | 1.24 | 1.24 | 5.88 | 3.72 | 9.60 | 11.12 | 0.56 | 2.09 | 2.63 | 2.5 | 9.3 | 11.7 | 98 | 4.59 | A | A+ | 4.13 | 6.22 | 2109 | 1.21 |
| | 1.5+1.5+2.0+2.0 | 1.83 | 1.83 | 2.44 | 2.44 | 2.47 | 8.53 | 9.04 | 0.44 | 2.04 | 2.22 | 2.0 | 9.1 | 9.8 | 98 | 4.18 | A | A | 3.95 | 6.20 | 2198 | 1.21 |
| | 1.5+1.5+2.0+2.5 | 1.79 | 1.79 | 2.38 | 2.98 | 2.61 | 8.93 | 9.87 | 0.46 | 2.13 | 2.51 | 2.0 | 9.4 | 11.1 | 98 | 4.19 | A | A | 3.95 | 6.23 | 2211 | 1.18 |
| | 1.5+1.5+2.0+3.5 | 1.69 | 1.69 | 2.26 | 3.95 | 2.88 | 9.60 | 10.18 | 0.52 | 2.27 | 2.51 | 2.3 | 10.1 | 11.1 | 98 | 4.23 | A | A+ | 4.02 | 6.23 | 2172 | 1.17 |
| | 1.5+1.5+2.0+4.2 | 1.57 | 1.57 | 2.09 | 4.38 | 3.07 | 9.60 | 10.73 | 0.53 | 2.26 | 2.71 | 2.4 | 10.0 | 12.0 | 98 | 4.25 | A | A+ | 4.02 | 6.23 | 2170 | 1.17 |
| | 1.5+1.5+2.0+5.0 | 1.44 | 1.44 | 1.92 | 4.80 | 3.28 | 9.60 | 10.86 | 0.54 | 2.18 | 2.72 | 2.4 | 9.7 | 12.1 | 98 | 4.40 | A | A+ | 4.02 | 6.23 | 2172 | 1.17 |
| | 1.5+1.5+2.0+6.0 | 1.31 | 1.31 | 1.75 | 5.24 | 3.55 | 9.60 | 11.09 | 0.54 | 2.10 | 2.64 | 2.4 | 9.3 | 11.7 | 98 | 4.57 | A | A+ | 4.11 | 6.23 | 2121 | 1.16 |
| | 1.5+1.5+2.0+7.1 | 1.19 | 1.19 | 1.59 | 5.63 | 3.85 | 9.60 | 11.12 | 0.58 | 2.09 | 2.63 | 2.6 | 9.3 | 11.7 | 98 | 4.59 | A | A+ | 4.14 | 6.22 | 2102 | 1.21 |
| | 1.5+1.5+2.5+2.5 | 1.74 | 1.74 | 2.90 | 2.90 | 2.74 | 9.27 | 10.17 | 0.48 | 2.18 | 2.51 | 2.1 | 9.7 | 11.1 | 98 | 4.25 | A | A | 3.95 | 6.23 | 2211 | 1.18 |
| | 1.5+1.5+2.5+3.5 | 1.60 | 1.60 | 2.67 | 3.73 | 3.01 | 9.60 | 10.72 | 0.54 | 2.27 | 2.71 | 2.4 | 10.1 | 12.0 | 98 | 4.23 | A | A+ | 4.02 | 6.23 | 2170 | 1.17 |
| | 1.5+1.5+2.5+4.2 | 1.48 | 1.48 | 2.47 | 4.16 | 3.20 | 9.60 | 10.73 | 0.55 | 2.26 | 2.71 | 2.4 | 10.0 | 12.0 | 98 | 4.25 | A | A+ | 4.02 | 6.23 | 2168 | 1.17 |
| | 1.5+1.5+2.5+5.0 | 1.37 | 1.37 | 2.29 | 4.57 | 3.42 | 9.60 | 10.86 | 0.56 | 2.18 | 2.72 | 2.5 | 9.7 | 12.1 | 98 | 4.40 | A | A+ | 4.02 | 6.23 | 2172 | 1.17 |
| | 1.5+1.5+2.5+6.0 | 1.25 | 1.25 | 2.09 | 5.01 | 3.69 | 9.60 | 11.09 | 0.57 | 2.10 | 2.64 | 2.5 | 9.3 | 11.7 | 98 | 4.57 | A | A+ | 4.13 | 6.22 | 2109 | 1.21 |
| | 1.5+1.5+2.5+7.1 | 1.14 | 1.14 | 1.90 | 5.41 | 3.99 | 9.60 | 11.12 | 0.62 | 2.09 | 2.63 | 2.8 | 9.3 | 11.7 | 98 | 4.59 | A | A+ | 4.14 | 6.22 | 2104 | 1.20 |
| | 1.5+1.5+3.5+3.5 | 1.44 | 1.44 | 3.36 | 3.36 | 3.28 | 9.60 | 10.73 | 0.58 | 2.26 | 2.71 | 2.6 | 10.0 | 12.0 | 98 | 4.25 | A | A+ | 4.11 | 6.23 | 2125 | 1.16 |
| | 1.5+1.5+3.5+4.2 | 1.35 | 1.35 | 3.14 | 3.77 | 3.47 | 9.60 | 10.74 | 0.60 | 2.26 | 2.71 | 2.7 | 10.0 | 12.0 | 98 | 4.25 | A | A+ | 4.12 | 6.22 | 2113 | 1.21 |
| | 1.5+1.5+3.5+5.0 | 1.25 | 1.25 | 2.92 | 4.17 | 3.69 | 9.60 | 10.86 | 0.62 | 2.17 | 2.71 | 2.8 | 9.6 | 12.0 | 98 | 4.42 | A | A+ | 4.08 | 6.23 | 2139 | 1.16 |
| | 1.5+1.5+3.5+6.0 | 1.15 | 1.15 | 2.69 | 4.61 | 3.96 | 9.60 | 11.09 | 0.61 | 2.10 | 2.63 | 2.7 | 9.3 | 11.7 | 98 | 4.57 | A | A+ | 4.19 | 6.22 | 2077 | 1.20 |
| | 1.5+1.5+3.5+7.1 | 1.06 | 1.06 | 2.47 | 5.01 | 4.26 | 9.60 | 11.13 | 0.67 | 2.09 | 2.62 | 3.0 | 9.3 | 11.6 | 98 | 4.59 | A | A+ | 4.22 | 6.22 | 2066 | 1.20 |
| | 1.5+1.5+4.2+4.2 | 1.26 | 1.26 | 3.54 | 3.54 | 3.66 | 9.60 | 10.75 | 0.64 | 2.26 | 2.70 | 2.8 | 10.0 | 12.0 | 98 | 4.25 | A | A+ | 4.12 | 6.22 | 2113 | 1.21 |
| | 1.5+1.5+4.2+5.0 | 1.18 | 1.18 | 3.30 | 3.93 | 3.88 | 9.60 | 10.87 | 0.64 | 2.17 | 2.71 | 2.8 | 9.6 | 12.0 | 98 | 4.42 | A | A+ | 4.08 | 6.23 | 2137 | 1.16 |
| | 1.5+1.5+4.2+6.0 | 1.09 | 1.09 | 3.05 | 4.36 | 4.15 | 9.60 | 11.10 | 0.65 | 2.10 | 2.63 | 2.9 | 9.3 | 11.7 | 98 | 4.57 | A | A+ | 4.21 | 6.22 | 2067 | 1.20 |
| | 1.5+1.5+4.2+7.1 | 1.01 | 1.01 | 2.82 | 4.77 | 4.45 | 9.60 | 11.13 | 0.69 | 2.09 | 2.62 | 3.1 | 9.3 | 11.6 | 98 | 4.59 | A | A+ | 4.22 | 6.22 | 2062 | 1.19 |
| | 1.5+1.5+5.0+5.0 | 1.11 | 1.11 | 3.69 | 3.69 | 4.09 | 9.60 | 11.00 | 0.67 | 2.13 | 2.67 | 3.0 | 9.4 | 11.8 | 98 | 4.51 | A | A+ | 4.08 | 6.23 | 2139 | 1.17 |
| | 1.5+1.5+5.0+6.0 | 1.03 | 1.03 | 3.43 | 4.11 | 4.36 | 9.60 | 11.23 | 0.67 | 2.01 | 2.59 | 3.0 | 8.9 | 11.5 | 98 | 4.78 | A | A+ | 4.19 | 6.22 | 2077 | 1.20 |
| | 1.5+2.0+2.0+2.0 | 1.79 | 2.38 | 2.38 | 2.38 | 2.61 | 8.93 | 9.78 | 0.46 | 2.18 | 2.51 | 2.0 | 9.7 | 11.1 | 98 | 4.10 | A | A | 3.95 | 6.23 | 2211 | 1.18 |
| | 1.5+2.0+2.0+2.5 | 1.74 | 2.32 | 2.32 | 2.90 | 2.74 | 9.27 | 9.87 | 0.48 | 2.27 | 2.51 | 2.1 | 10.1 | 11.1 | 98 | 4.08 | A | A | 3.95 | 6.23 | 2209 | 1.18 |
| | 1.5+2.0+2.0+3.5 | 1.60 | 2.13 | 2.13 | 3.73 | 3.01 | 9.60 | 10.72 | 0.54 | 2.27 | 2.71 | 2.4 | 10.1 | 12.0 | 98 | 4.23 | A | A+ | 4.02 | 6.23 | 2168 | 1.17 |
| | 1.5+2.0+2.0+4.2 | 1.48 | 1.98 | 1.98 | 4.16 | 3.20 | 9.60 | 10.73 | 0.55 | 2.26 | 2.71 | 2.4 | 10.0 | 12.0 | 98 | 4.25 | A | A+ | 4.03 | 6.23 | 2166 | 1.17 |
| | 1.5+2.0+2.0+5.0 | 1.37 | 1.83 | 1.83 | 4.57 | 3.42 | 9.60 | 10.86 | 0.56 | 2.18 | 2.72 | 2.5 | 9.7 | 12.1 | 98 | 4.40 | A | A+ | 4.02 | 6.23 | 2170 | 1.17 |
| | 1.5+2.0+2.0+6.0 | 1.25 | 1.67 | 1.67 | 5.01 | 3.69 | 9.60 | 11.09 | 0.57 | 2.10 | 2.64 | 2.5 | 9.3 | 11.7 | 98 | 4.57 | A | A+ | 4.13 | 6.22 | 2107 | 1.21 |

Notes:
1. Cooling capacity is based on 27°CDB/19°CWB (Indoor temperature). 35°CDB (Outdoor temperature).
   Heating capacity is based on 20°CDB (Indoor temperature). 7°CDB/6°CWB (Outdoor temperature).
2. The total ability of connected indoor unit is up to 14.5kW.
3. It is impossible to connect the indoor unit for one room only.
4. The above is the value for connecting with the following indoor units.
   1.5kW: wall mounted CTXS-K series; 2.0, 2.5, 3.5, 4.2, 5.0kW: wall mounted FTXS-K series
   6.0, 7.1 kW class; wall mounted G series

# Combination tables

## Heating

| Outdoor unit | Indoor unit | Heating capacity (kW) | | | | Total capacity (kW) | | | Power input (kW) | | | Total current (A) | | | Power factor (%) | COP | Energy label | Seasonal data | | | | |
|---|---|---|---|---|---|---|---|---|---|---|---|---|---|---|---|---|---|---|---|---|---|---|
| | | A room | B room | C room | D room | Min. | Nom. | Max. | Min. | Nom. | Max. | Min. | Nom. | Max. | | | | Label | SCOP | Pdesign | AEC | Back-up heater capacity at -10°C |
| 4MXS80E3V3B | 1.5+2.0+2.0+7.1 | 1.14 | 1.52 | 1.52 | 5.41 | 3.99 | 9.60 | 11.12 | 0.62 | 2.09 | 2.63 | 2.8 | 9.3 | 11.7 | 98 | 4.59 | A | A+ | 4.17 | 6.22 | 2089 | 1.20 |
| | 1.5+2.0+2.5+2.5 | 1.69 | 2.26 | 2.82 | 2.82 | 2.88 | 9.60 | 10.17 | 0.52 | 2.27 | 2.51 | 2.3 | 10.1 | 11.1 | 98 | 4.23 | A | A | 3.98 | 6.23 | 2194 | 1.18 |
| | 1.5+2.0+2.5+3.5 | 1.52 | 2.02 | 2.53 | 3.54 | 3.15 | 9.60 | 10.72 | 0.56 | 2.27 | 2.71 | 2.5 | 10.1 | 12.0 | 98 | 4.23 | A | A+ | 4.03 | 6.23 | 2166 | 1.17 |
| | 1.5+2.0+2.5+4.2 | 1.41 | 1.88 | 2.35 | 3.95 | 3.34 | 9.60 | 10.73 | 0.58 | 2.26 | 2.71 | 2.6 | 10.0 | 12.0 | 98 | 4.25 | A | A+ | 4.03 | 6.23 | 2165 | 1.17 |
| | 1.5+2.0+2.5+5.0 | 1.31 | 1.75 | 2.18 | 4.36 | 3.55 | 9.60 | 10.86 | 0.60 | 2.18 | 2.72 | 2.7 | 9.7 | 12.1 | 98 | 4.40 | A | A+ | 4.02 | 6.23 | 2168 | 1.17 |
| | 1.5+2.0+2.5+6.0 | 1.20 | 1.60 | 2.00 | 4.80 | 3.82 | 9.60 | 11.09 | 0.59 | 2.10 | 2.64 | 2.6 | 9.3 | 11.7 | 98 | 4.57 | A | A+ | 4.14 | 6.22 | 2104 | 1.21 |
| | 1.5+2.0+2.5+7.1 | 1.10 | 1.47 | 1.83 | 5.20 | 4.12 | 9.60 | 11.12 | 0.65 | 2.09 | 2.63 | 2.9 | 9.3 | 11.7 | 98 | 4.59 | A | A+ | 4.20 | 6.22 | 2074 | 1.20 |
| | 1.5+2.0+3.5+3.5 | 1.37 | 1.83 | 3.20 | 3.20 | 3.42 | 9.60 | 10.73 | 0.60 | 2.26 | 2.71 | 2.7 | 10.0 | 12.0 | 98 | 4.25 | A | A+ | 4.12 | 6.22 | 2113 | 1.21 |
| | 1.5+2.0+3.5+4.2 | 1.29 | 1.71 | 3.00 | 3.60 | 3.61 | 9.60 | 10.74 | 0.62 | 2.26 | 2.71 | 2.8 | 10.0 | 12.0 | 98 | 4.25 | A | A+ | 4.13 | 6.22 | 2108 | 1.21 |
| | 1.5+2.0+3.5+5.0 | 1.20 | 1.60 | 2.80 | 4.00 | 3.82 | 9.60 | 10.86 | 0.64 | 2.17 | 2.71 | 2.8 | 9.6 | 12.0 | 98 | 4.42 | A | A+ | 4.12 | 6.22 | 2113 | 1.21 |
| | 1.5+2.0+3.5+6.0 | 1.11 | 1.48 | 2.58 | 4.43 | 4.09 | 9.60 | 11.09 | 0.65 | 2.10 | 2.63 | 2.9 | 9.3 | 11.7 | 98 | 4.57 | A | A+ | 4.22 | 6.22 | 2065 | 1.20 |
| | 1.5+2.0+3.5+7.1 | 1.02 | 1.36 | 2.38 | 4.83 | 4.39 | 9.60 | 11.13 | 0.69 | 2.09 | 2.62 | 3.1 | 9.3 | 11.6 | 98 | 4.59 | A | A+ | 4.26 | 6.22 | 2047 | 1.19 |
| | 1.5+2.0+4.2+4.2 | 1.21 | 1.61 | 3.39 | 3.39 | 3.80 | 9.60 | 10.75 | 0.66 | 2.26 | 2.70 | 2.9 | 10.0 | 12.0 | 98 | 4.25 | A | A+ | 4.14 | 6.22 | 2106 | 1.21 |
| | 1.5+2.0+4.2+5.0 | 1.13 | 1.51 | 3.17 | 3.78 | 4.01 | 9.60 | 10.87 | 0.67 | 2.17 | 2.71 | 3.0 | 9.6 | 12.0 | 98 | 4.42 | A | A+ | 4.12 | 6.22 | 2113 | 1.21 |
| | 1.5+2.0+4.2+6.0 | 1.05 | 1.40 | 2.94 | 4.20 | 4.28 | 9.60 | 11.10 | 0.67 | 2.10 | 2.63 | 3.0 | 9.3 | 11.7 | 98 | 4.57 | A | A+ | 4.21 | 6.22 | 2067 | 1.20 |
| | 1.5+2.0+5.0+5.0 | 1.07 | 1.42 | 3.56 | 3.56 | 4.23 | 9.60 | 11.00 | 0.69 | 2.13 | 2.67 | 3.1 | 9.4 | 11.8 | 98 | 4.51 | A | A+ | 4.11 | 6.23 | 2125 | 1.16 |
| | 1.5+2.0+5.0+6.0 | 0.99 | 1.32 | 3.31 | 3.97 | 4.50 | 9.60 | 11.23 | 0.70 | 2.01 | 2.59 | 3.1 | 8.9 | 11.5 | 98 | 4.78 | A | A+ | 4.21 | 6.22 | 2067 | 1.20 |
| | 1.5+2.5+2.5+2.5 | 1.60 | 2.67 | 2.67 | 2.67 | 3.01 | 9.60 | 10.71 | 0.54 | 2.27 | 2.72 | 2.4 | 10.1 | 12.1 | 98 | 4.23 | A | A | 3.98 | 6.23 | 2192 | 1.18 |
| | 1.5+2.5+2.5+3.5 | 1.44 | 2.40 | 2.40 | 3.36 | 3.28 | 9.60 | 10.72 | 0.58 | 2.27 | 2.71 | 2.6 | 10.1 | 12.0 | 98 | 4.23 | A | A+ | 4.03 | 6.23 | 2165 | 1.17 |
| | 1.5+2.5+2.5+4.2 | 1.35 | 2.24 | 2.24 | 3.77 | 3.47 | 9.60 | 10.73 | 0.60 | 2.26 | 2.71 | 2.7 | 10.0 | 12.0 | 98 | 4.25 | A | A+ | 4.07 | 6.23 | 2142 | 1.17 |
| | 1.5+2.5+2.5+5.0 | 1.25 | 2.09 | 2.09 | 4.17 | 3.69 | 9.60 | 10.86 | 0.62 | 2.18 | 2.72 | 2.8 | 9.7 | 12.1 | 98 | 4.40 | A | A+ | 4.03 | 6.23 | 2167 | 1.17 |
| | 1.5+2.5+2.5+6.0 | 1.15 | 1.92 | 1.92 | 4.61 | 3.96 | 9.60 | 11.09 | 0.61 | 2.10 | 2.64 | 2.7 | 9.3 | 11.7 | 98 | 4.57 | A | A+ | 4.14 | 6.22 | 2102 | 1.20 |
| | 1.5+2.5+2.5+7.1 | 1.06 | 1.76 | 1.76 | 5.01 | 4.26 | 9.60 | 11.12 | 0.67 | 2.09 | 2.63 | 3.0 | 9.3 | 11.7 | 98 | 4.59 | A | A+ | 4.20 | 6.22 | 2074 | 1.20 |
| | 1.5+2.5+3.5+3.5 | 1.31 | 2.18 | 3.05 | 3.05 | 3.55 | 9.60 | 10.73 | 0.62 | 2.26 | 2.71 | 2.8 | 10.0 | 12.0 | 98 | 4.25 | A | A+ | 4.13 | 6.22 | 2108 | 1.21 |
| | 1.5+2.5+3.5+4.2 | 1.23 | 2.05 | 2.87 | 3.45 | 3.74 | 9.60 | 10.74 | 0.64 | 2.26 | 2.71 | 2.8 | 10.0 | 12.0 | 98 | 4.25 | A | A+ | 4.14 | 6.22 | 2106 | 1.21 |
| | 1.5+2.5+3.5+5.0 | 1.15 | 1.92 | 2.69 | 3.84 | 3.96 | 9.60 | 10.86 | 0.67 | 2.17 | 2.71 | 3.0 | 9.6 | 12.0 | 98 | 4.42 | A | A+ | 4.13 | 6.22 | 2111 | 1.21 |
| | 1.5+2.5+3.5+6.0 | 1.07 | 1.78 | 2.49 | 4.27 | 4.23 | 9.60 | 11.09 | 0.67 | 2.10 | 2.63 | 3.0 | 9.3 | 11.7 | 98 | 4.57 | A | A+ | 4.21 | 6.22 | 2067 | 1.20 |
| | 1.5+2.5+4.2+4.2 | 1.16 | 1.94 | 3.25 | 3.25 | 3.93 | 9.60 | 10.75 | 0.69 | 2.26 | 2.70 | 3.1 | 10.0 | 12.0 | 98 | 4.25 | A | A+ | 4.13 | 6.22 | 2107 | 1.20 |
| | 1.5+2.5+4.2+5.0 | 1.09 | 1.82 | 3.05 | 3.64 | 4.15 | 9.60 | 10.87 | 0.69 | 2.17 | 2.71 | 3.1 | 9.6 | 12.0 | 98 | 4.42 | A | A+ | 4.13 | 6.22 | 2108 | 1.21 |
| | 1.5+2.5+4.2+6.0 | 1.01 | 1.69 | 2.84 | 4.06 | 4.42 | 9.60 | 11.10 | 0.70 | 2.10 | 2.63 | 3.1 | 9.3 | 11.7 | 98 | 4.57 | A | A+ | 4.22 | 6.22 | 2062 | 1.20 |
| | 1.5+2.5+5.0+5.0 | 1.03 | 1.71 | 3.43 | 3.43 | 4.36 | 9.60 | 11.00 | 0.71 | 2.13 | 2.67 | 3.1 | 9.4 | 11.8 | 98 | 4.51 | A | A+ | 4.12 | 6.22 | 2113 | 1.21 |
| | 1.5+3.5+3.5+3.5 | 1.20 | 2.80 | 2.80 | 2.80 | 3.82 | 9.60 | 10.74 | 0.66 | 2.26 | 2.71 | 2.9 | 10.0 | 12.0 | 98 | 4.25 | A | A+ | 4.21 | 6.22 | 2069 | 1.20 |
| | 1.5+3.5+3.5+4.2 | 1.13 | 2.65 | 2.65 | 3.17 | 4.01 | 9.60 | 10.75 | 0.69 | 2.26 | 2.70 | 3.1 | 10.0 | 12.0 | 98 | 4.25 | A | A+ | 4.21 | 6.22 | 2071 | 1.20 |
| | 1.5+3.5+3.5+5.0 | 1.07 | 2.49 | 2.49 | 3.56 | 4.23 | 9.60 | 10.87 | 0.71 | 2.17 | 2.71 | 3.1 | 9.6 | 12.0 | 98 | 4.42 | A | A+ | 4.21 | 6.22 | 2071 | 1.20 |
| | 1.5+3.5+3.5+6.0 | 0.99 | 2.32 | 2.32 | 3.97 | 4.50 | 9.60 | 11.10 | 0.72 | 2.10 | 2.63 | 3.2 | 9.3 | 11.7 | 98 | 4.57 | A | A+ | 4.28 | 6.22 | 2036 | 1.19 |
| | 1.5+3.5+4.2+4.2 | 1.07 | 2.51 | 3.01 | 3.01 | 4.20 | 9.60 | 10.75 | 0.73 | 2.26 | 2.70 | 3.2 | 10.0 | 12.0 | 98 | 4.25 | A | A+ | 4.21 | 6.22 | 2071 | 1.20 |
| | 1.5+3.5+4.2+5.0 | 1.01 | 2.37 | 2.84 | 3.38 | 4.42 | 9.60 | 10.88 | 0.74 | 2.17 | 2.71 | 3.3 | 9.6 | 12.0 | 98 | 4.42 | A | A+ | 4.21 | 6.22 | 2071 | 1.20 |
| | 1.5+4.2+4.2+4.2 | 1.02 | 2.86 | 2.86 | 2.86 | 4.39 | 9.60 | 10.76 | 0.76 | 2.25 | 2.70 | 3.4 | 10.0 | 12.0 | 98 | 4.27 | A | A+ | 4.22 | 6.22 | 2066 | 1.19 |
| | 2.0+2.0+2.0+2.0 | 2.32 | 2.32 | 2.32 | 2.32 | 2.74 | 9.28 | 9.78 | 0.48 | 2.27 | 2.51 | 2.1 | 10.1 | 11.1 | 98 | 4.09 | A | A | 3.98 | 6.23 | 2194 | 1.18 |
| | 2.0+2.0+2.0+2.5 | 2.26 | 2.26 | 2.26 | 2.82 | 2.88 | 9.60 | 9.92 | 0.52 | 2.36 | 2.51 | 2.3 | 10.5 | 11.1 | 98 | 4.07 | A | A | 3.98 | 6.23 | 2192 | 1.18 |
| | 2.0+2.0+2.0+3.5 | 2.02 | 2.02 | 2.02 | 3.54 | 3.15 | 9.60 | 10.72 | 0.56 | 2.27 | 2.71 | 2.5 | 10.1 | 12.0 | 98 | 4.23 | A | A+ | 4.05 | 6.23 | 2152 | 1.17 |
| | 2.0+2.0+2.0+4.2 | 1.88 | 1.88 | 1.88 | 3.96 | 3.34 | 9.60 | 10.73 | 0.58 | 2.26 | 2.71 | 2.6 | 10.0 | 12.0 | 98 | 4.25 | A | A+ | 4.07 | 6.23 | 2142 | 1.17 |
| | 2.0+2.0+2.0+5.0 | 1.75 | 1.75 | 1.75 | 4.35 | 3.55 | 9.60 | 10.86 | 0.60 | 2.18 | 2.72 | 2.7 | 9.7 | 12.1 | 98 | 4.40 | A | A+ | 4.03 | 6.23 | 2167 | 1.17 |
| | 2.0+2.0+2.0+6.0 | 1.60 | 1.60 | 1.60 | 4.80 | 3.82 | 9.60 | 11.09 | 0.59 | 2.10 | 2.64 | 2.6 | 9.3 | 11.7 | 98 | 4.57 | A | A+ | 4.14 | 6.22 | 2102 | 1.20 |
| | 2.0+2.0+2.0+7.1 | 1.47 | 1.47 | 1.47 | 5.19 | 4.12 | 9.60 | 11.12 | 0.65 | 2.09 | 2.63 | 2.9 | 9.3 | 11.7 | 98 | 4.59 | A | A+ | 4.20 | 6.22 | 2074 | 1.20 |
| | 2.0+2.0+2.5+2.5 | 2.13 | 2.13 | 2.67 | 2.67 | 3.01 | 9.60 | 10.71 | 0.54 | 2.27 | 2.72 | 2.4 | 10.1 | 12.1 | 98 | 4.23 | A | A | 3.98 | 6.23 | 2191 | 1.18 |
| | 2.0+2.0+2.5+3.5 | 1.92 | 1.92 | 2.40 | 3.36 | 3.28 | 9.60 | 10.72 | 0.58 | 2.27 | 2.71 | 2.6 | 10.1 | 12.0 | 98 | 4.23 | A | A+ | 4.08 | 6.23 | 2140 | 1.17 |
| | 2.0+2.0+2.5+4.2 | 1.79 | 1.79 | 2.25 | 3.77 | 3.47 | 9.60 | 10.73 | 0.60 | 2.26 | 2.71 | 2.7 | 10.0 | 12.0 | 98 | 4.25 | A | A+ | 4.08 | 6.23 | 2140 | 1.17 |
| | 2.0+2.0+2.5+5.0 | 1.67 | 1.67 | 2.09 | 4.17 | 3.69 | 9.60 | 10.86 | 0.62 | 2.18 | 2.72 | 2.8 | 9.7 | 12.1 | 98 | 4.40 | A | A+ | 4.05 | 6.23 | 2152 | 1.17 |
| | 2.0+2.0+2.5+6.0 | 1.54 | 1.54 | 1.92 | 4.60 | 3.96 | 9.60 | 11.09 | 0.61 | 2.10 | 2.64 | 2.7 | 9.3 | 11.7 | 98 | 4.57 | A | A+ | 4.14 | 6.22 | 2102 | 1.20 |
| | 2.0+2.0+2.5+7.1 | 1.41 | 1.41 | 1.76 | 5.02 | 4.26 | 9.60 | 11.12 | 0.67 | 2.09 | 2.63 | 3.0 | 9.3 | 11.7 | 98 | 4.59 | A | A+ | 4.20 | 6.22 | 2072 | 1.20 |
| | 2.0+2.0+3.5+3.5 | 1.75 | 1.75 | 3.05 | 3.05 | 3.55 | 9.60 | 10.73 | 0.62 | 2.26 | 2.71 | 2.8 | 10.0 | 12.0 | 98 | 4.25 | A | A+ | 4.14 | 6.22 | 2106 | 1.20 |
| | 2.0+2.0+3.5+4.2 | 1.64 | 1.64 | 2.87 | 3.45 | 3.74 | 9.60 | 10.74 | 0.64 | 2.26 | 2.71 | 2.8 | 10.0 | 12.0 | 98 | 4.25 | A | A+ | 4.13 | 6.22 | 2107 | 1.20 |
| | 2.0+2.0+3.5+5.0 | 1.54 | 1.54 | 2.69 | 3.83 | 3.96 | 9.60 | 10.86 | 0.67 | 2.17 | 2.71 | 3.0 | 9.6 | 12.0 | 98 | 4.42 | A | A+ | 4.13 | 6.22 | 2108 | 1.21 |
| | 2.0+2.0+3.5+6.0 | 1.42 | 1.42 | 2.49 | 4.27 | 4.23 | 9.60 | 11.09 | 0.67 | 2.10 | 2.63 | 3.0 | 9.3 | 11.7 | 98 | 4.57 | A | A+ | 4.22 | 6.22 | 2062 | 1.20 |
| | 2.0+2.0+4.2+4.2 | 1.55 | 1.55 | 3.25 | 3.25 | 3.93 | 9.60 | 10.75 | 0.66 | 2.26 | 2.70 | 2.9 | 10.0 | 12.0 | 98 | 4.25 | A | A+ | 4.16 | 6.22 | 2092 | 1.20 |
| | 2.0+2.0+4.2+5.0 | 1.45 | 1.45 | 3.06 | 3.64 | 4.15 | 9.60 | 10.87 | 0.69 | 2.17 | 2.71 | 3.1 | 9.6 | 12.0 | 98 | 4.42 | A | A+ | 4.14 | 6.22 | 2106 | 1.21 |
| | 2.0+2.0+4.2+6.0 | 1.35 | 1.35 | 2.84 | 4.06 | 4.42 | 9.60 | 11.10 | 0.70 | 2.10 | 2.63 | 3.1 | 9.3 | 11.7 | 98 | 4.57 | A | A+ | 4.22 | 6.22 | 2062 | 1.19 |
| | 2.0+2.0+5.0+5.0 | 1.37 | 1.37 | 3.43 | 3.43 | 4.36 | 9.60 | 11.00 | 0.72 | 2.13 | 2.67 | 3.2 | 9.4 | 11.8 | 98 | 4.51 | A | A+ | 4.13 | 6.22 | 2111 | 1.21 |
| | 2.0+2.5+2.5+2.5 | 2.01 | 2.53 | 2.53 | 2.53 | 3.15 | 9.60 | 10.71 | 0.56 | 2.27 | 2.72 | 2.5 | 10.1 | 12.1 | 98 | 4.23 | A | A | 3.98 | 6.23 | 2189 | 1.18 |
| | 2.0+2.5+2.5+3.5 | 1.82 | 2.29 | 2.29 | 3.20 | 3.42 | 9.60 | 10.72 | 0.60 | 2.27 | 2.71 | 2.7 | 10.1 | 12.0 | 98 | 4.23 | A | A+ | 4.08 | 6.23 | 2140 | 1.17 |
| | 2.0+2.5+2.5+4.2 | 1.72 | 2.14 | 2.14 | 3.60 | 3.61 | 9.60 | 10.73 | 0.62 | 2.26 | 2.71 | 2.8 | 10.0 | 12.0 | 98 | 4.25 | A | A+ | 4.08 | 6.23 | 2140 | 1.17 |
| | 2.0+2.5+2.5+5.0 | 1.60 | 2.00 | 2.00 | 4.00 | 3.82 | 9.60 | 10.86 | 0.65 | 2.18 | 2.72 | 2.9 | 9.7 | 12.1 | 98 | 4.40 | A | A+ | 4.08 | 6.23 | 2140 | 1.17 |
| | 2.0+2.5+2.5+6.0 | 1.47 | 1.85 | 1.85 | 4.43 | 4.09 | 9.60 | 11.09 | 0.65 | 2.10 | 2.64 | 2.9 | 9.3 | 11.7 | 98 | 4.57 | A | A+ | 4.17 | 6.22 | 2089 | 1.20 |
| | 2.0+2.5+2.5+7.1 | 1.37 | 1.70 | 1.70 | 4.83 | 4.39 | 9.60 | 11.12 | 0.69 | 2.09 | 2.63 | 3.1 | 9.3 | 11.7 | 98 | 4.59 | A | A+ | 4.21 | 6.22 | 2070 | 1.20 |
| | 2.0+2.5+3.5+3.5 | 1.67 | 2.09 | 2.92 | 2.92 | 3.69 | 9.60 | 10.73 | 0.64 | 2.26 | 2.71 | 2.8 | 10.0 | 12.0 | 98 | 4.25 | A | A+ | 4.14 | 6.22 | 2105 | 1.20 |
| | 2.0+2.5+3.5+4.2 | 1.58 | 1.97 | 2.75 | 3.30 | 3.88 | 9.60 | 10.74 | 0.66 | 2.26 | 2.71 | 2.9 | 10.0 | 12.0 | 98 | 4.25 | A | A+ | 4.16 | 6.22 | 2092 | 1.20 |
| | 2.0+2.5+3.5+5.0 | 1.48 | 1.85 | 2.58 | 3.69 | 4.09 | 9.60 | 10.86 | 0.69 | 2.18 | 2.71 | 3.1 | 9.7 | 12.0 | 98 | 4.40 | A | A+ | 4.14 | 6.22 | 2106 | 1.20 |
| | 2.0+2.5+3.5+6.0 | 1.38 | 1.71 | 2.40 | 4.11 | 4.36 | 9.60 | 11.09 | 0.70 | 2.10 | 2.63 | 3.1 | 9.3 | 11.7 | 98 | 4.57 | A | A+ | 4.22 | 6.22 | 2062 | 1.19 |
| | 2.0+2.5+4.2+4.2 | 1.50 | 1.86 | 3.12 | 3.12 | 4.07 | 9.60 | 10.75 | 0.69 | 2.26 | 2.70 | 3.1 | 10.0 | 12.0 | 98 | 4.25 | A | A+ | 4.17 | 6.22 | 2088 | 1.20 |
| | 2.0+2.5+4.2+5.0 | 1.41 | 1.75 | 2.94 | 3.50 | 4.28 | 9.60 | 10.87 | 0.71 | 2.17 | 2.71 | 3.1 | 9.6 | 12.0 | 98 | 4.42 | A | A+ | 4.13 | 6.22 | 2107 | 1.20 |
| | 2.0+2.5+5.0+5.0 | 1.32 | 1.66 | 3.31 | 3.31 | 4.50 | 9.60 | 11.00 | 0.74 | 2.13 | 2.67 | 3.3 | 9.4 | 11.8 | 98 | 4.51 | A | A+ | 4.13 | 6.22 | 2108 | 1.21 |
| | 2.0+3.5+3.5+3.5 | 1.53 | 2.69 | 2.69 | 2.69 | 3.96 | 9.60 | 10.74 | 0.69 | 2.26 | 2.71 | 3.1 | 10.0 | 12.0 | 98 | 4.25 | A | A+ | 4.22 | 6.22 | 2066 | 1.20 |
| | 2.0+3.5+3.5+4.2 | 1.45 | 2.55 | 2.55 | 3.05 | 4.15 | 9.60 | 10.75 | 0.71 | 2.26 | 2.70 | 3.1 | 10.0 | 12.0 | 98 | 4.25 | A | A+ | 4.22 | 6.22 | 2066 | 1.19 |
| | 2.0+3.5+3.5+5.0 | 1.37 | 2.40 | 2.40 | 3.43 | 4.36 | 9.60 | 10.87 | 0.74 | 2.17 | 2.71 | 3.3 | 9.6 | 12.0 | 98 | 4.42 | A | A+ | 4.21 | 6.22 | 2071 | 1.20 |
| | 2.0+3.5+4.2+4.2 | 1.38 | 2.42 | 2.90 | 2.90 | 4.34 | 9.60 | 10.75 | 0.76 | 2.26 | 2.70 | 3.4 | 10.0 | 12.0 | 98 | 4.25 | A | A+ | 4.24 | 6.22 | 2052 | 1.19 |
| | 2.5+2.5+2.5+2.5 | 2.40 | 2.40 | 2.40 | 2.40 | 3.28 | 9.60 | 10.71 | 0.58 | 2.27 | 2.72 | 2.6 | 10.1 | 12.1 | 98 | 4.23 | A | A+ | 4.00 | 6.23 | 2181 | 1.17 |
| | 2.5+2.5+2.5+3.5 | 2.18 | 2.18 | 2.18 | 3.06 | 3.55 | 9.60 | 10.72 | 0.62 | 2.27 | 2.71 | 2.8 | 10.1 | 12.0 | 98 | 4.23 | A | A+ | 4.08 | 6.23 | 2140 | 1.17 |
| | 2.5+2.5+2.5+4.2 | 2.05 | 2.05 | 2.05 | 3.45 | 3.74 | 9.60 | 10.73 | 0.64 | 2.26 | 2.71 | 2.8 | 10.0 | 12.0 | 98 | 4.25 | A | A+ | 4.09 | 6.23 | 2135 | 1.17 |
| | 2.5+2.5+2.5+5.0 | 1.92 | 1.92 | 1.92 | 3.84 | 3.96 | 9.60 | 10.86 | 0.67 | 2.18 | 2.72 | 3.0 | 9.7 | 12.1 | 98 | 4.40 | A | A+ | 4.08 | 6.23 | 2140 | 1.17 |
| | 2.5+2.5+2.5+6.0 | 1.78 | 1.78 | 1.78 | 4.26 | 4.23 | 9.60 | 11.09 | 0.68 | 2.10 | 2.64 | 3.0 | 9.3 | 11.7 | 98 | 4.57 | A | A+ | 4.20 | 6.22 | 2074 | 1.20 |
| | 2.5+2.5+3.5+3.5 | 2.00 | 2.00 | 2.80 | 2.80 | 3.82 | 9.60 | 10.73 | 0.67 | 2.26 | 2.71 | 3.0 | 10.0 | 12.0 | 98 | 4.25 | A | A+ | 4.16 | 6.22 | 2092 | 1.20 |
| | 2.5+2.5+3.5+4.2 | 1.89 | 1.89 | 2.65 | 3.17 | 4.01 | 9.60 | 10.74 | 0.69 | 2.26 | 2.71 | 3.1 | 10.0 | 12.0 | 98 | 4.25 | A | A+ | 4.19 | 6.22 | 2078 | 1.20 |

Notes:
1. Cooling capacity is based on 27°CDB/19°CWB (Indoor temperature). 35°CDB (Outdoor temperature).
   Heating capacity is based on 20°CDB (Indoor temperature). 7°CDB/6°CWB (Outdoor temperature).
2. The total ability of connected indoor unit is up to 14.5kW.
3. It is impossible to connect the indoor unit for one room only.
4. The above is the value for connecting with the following indoor units.
   1.5kW: wall mounted CTXS-K series; 2.0, 2.5, 3.5, 4.2, 5.0kW: wall mounted FTXS-K series
   6.0, 7.1 kW class; wall mounted G series

# Combination tables

## Heating

| Outdoor unit | Indoor unit | Heating capacity (kW) | | | | Total capacity (kW) | | | Power input (kW) | | | Total current (A) | | | Power factor (%) | COP | Energy label | Seasonal data | | | | |
|---|---|---|---|---|---|---|---|---|---|---|---|---|---|---|---|---|---|---|---|---|---|---|
| | | A room | B room | C room | D room | Min. | Nom. | Max. | Min. | Nom. | Max. | Min. | Nom. | Max. | | | | Label | SCOP | Pdesign | AEC | Back-up heater capacity at -10°C |
| 4MXS80E3V3B | 2.5+2.5+3.5+5.0 | 1.78 | 1.78 | 2.49 | 3.55 | 4.23 | 9.60 | 10.86 | 0.71 | 2.18 | 2.71 | 3.1 | 9.7 | 12.0 | 98 | 4.40 | A | A+ | 4.14 | 6.22 | 2105 | 1.20 |
| | 2.5+2.5+3.5+6.0 | 1.66 | 1.66 | 2.32 | 3.96 | 4.50 | 9.60 | 11.09 | 0.72 | 2.10 | 2.63 | 3.2 | 9.3 | 11.7 | 98 | 4.57 | A | A+ | 4.26 | 6.22 | 2047 | 1.19 |
| | 2.5+2.5+4.2+4.2 | 1.79 | 1.79 | 3.01 | 3.01 | 4.20 | 9.60 | 10.75 | 0.71 | 2.26 | 2.70 | 3.1 | 10.0 | 12.0 | 98 | 4.25 | A | A+ | 4.19 | 6.22 | 2078 | 1.20 |
| | 2.5+2.5+4.2+5.0 | 1.69 | 1.69 | 2.85 | 3.37 | 4.42 | 9.60 | 10.87 | 0.76 | 2.17 | 2.71 | 3.4 | 9.6 | 12.0 | 98 | 4.42 | A | A+ | 4.16 | 6.22 | 2092 | 1.20 |
| | 2.5+3.5+3.5+3.5 | 1.86 | 2.58 | 2.58 | 2.58 | 4.09 | 9.60 | 10.74 | 0.71 | 2.26 | 2.71 | 3.1 | 10.0 | 12.0 | 98 | 4.25 | A | A+ | 4.22 | 6.22 | 2066 | 1.19 |
| | 2.5+3.5+3.5+4.2 | 1.76 | 2.45 | 2.45 | 2.94 | 4.28 | 9.60 | 10.75 | 0.74 | 2.26 | 2.70 | 3.3 | 10.0 | 12.0 | 98 | 4.25 | A | A+ | 4.25 | 6.22 | 2051 | 1.19 |
| | 2.5+3.5+3.5+5.0 | 1.65 | 2.32 | 2.32 | 3.31 | 4.50 | 9.60 | 10.87 | 0.76 | 2.17 | 2.71 | 3.4 | 9.6 | 12.0 | 98 | 4.42 | A | A+ | 4.22 | 6.22 | 2066 | 1.20 |
| | 2.5+3.5+4.2+4.2 | 1.67 | 2.33 | 2.80 | 2.80 | 4.47 | 9.60 | 10.75 | 0.78 | 2.26 | 2.70 | 3.5 | 10.0 | 12.0 | 98 | 4.25 | A | A+ | 4.25 | 6.22 | 2051 | 1.19 |
| | 3.5+3.5+3.5+3.5 | 2.40 | 2.40 | 2.40 | 2.40 | 4.36 | 9.60 | 10.75 | 0.76 | 2.26 | 2.70 | 3.4 | 10.0 | 12.0 | 98 | 4.25 | A | A+ | 4.31 | 6.22 | 2021 | 1.19 |

Notes:
1. Cooling capacity is based on 27°CDB/19°CWB (Indoor temperature). 35°CDB (Outdoor temperature).
   Heating capacity is based on 20°CDB (Indoor temperature). 7°CDB/6°CWB (Outdoor temperature).
2. The total ability of connected indoor unit is up to 14.5kW.
3. It is impossible to connect the indoor unit for one room only.
4. The above is the value for connecting with the following indoor units.
   1.5kW: wall mounted CTXS-K series; 2.0, 2.5, 3.5, 4.2, 5.0kW: wall mounted FTXS-K series
   6.0, 7.1 kW class; wall mounted G series

# Combination tables

## Cooling

| Outdoor unit | Indoor unit | Cooling capacity (kW) | | | | | Total capacity (kW) | | | Power input (kW) | | | Total current (A) | | | Power factor (%) | EER | Energy label | AEC (kWh) | Seasonal data | | | |
|---|---|---|---|---|---|---|---|---|---|---|---|---|---|---|---|---|---|---|---|---|---|---|---|
| | | A room | B room | C room | D room | E room | Min. | Nom. | Max. | Min. | Nom. | Max. | Min. | Nom. | Max. | | | | | Label | SEER | Pdesign | AEC |
| 5MXS90E3V3B | 1.5+1.5 | 1.50 | 1.50 | --- | --- | --- | 2.03 | 3.00 | 4.03 | 0.46 | 0.78 | 1.14 | 2.0 | 3.5 | 5.1 | 98 | 3.85 | A | 390 | A | 5.26 | 3.00 | 200 |
| | 1.5+2.0 | 1.50 | 2.00 | --- | --- | --- | 2.05 | 3.50 | 4.50 | 0.50 | 0.94 | 1.34 | 2.2 | 4.2 | 5.9 | 98 | 3.72 | A | 470 | A | 5.49 | 3.50 | 224 |
| | 1.5+2.5 | 1.50 | 2.50 | --- | --- | --- | 2.11 | 4.00 | 4.96 | 0.46 | 1.06 | 1.38 | 2.0 | 4.7 | 6.1 | 98 | 3.77 | A | 530 | A+ | 5.66 | 4.00 | 248 |
| | 1.5+3.5 | 1.50 | 3.50 | --- | --- | --- | 2.22 | 5.00 | 5.82 | 0.46 | 1.43 | 1.79 | 2.0 | 6.3 | 7.9 | 98 | 3.50 | A | 715 | A+ | 5.67 | 5.00 | 309 |
| | 1.5+4.2 | 1.50 | 4.20 | --- | --- | --- | 2.29 | 5.70 | 6.37 | 0.46 | 1.75 | 2.09 | 2.0 | 7.8 | 9.3 | 98 | 3.26 | A | 875 | A+ | 5.74 | 5.70 | 348 |
| | 1.5+5.0 | 1.50 | 5.00 | --- | --- | --- | 2.38 | 6.50 | 6.97 | 0.50 | 2.10 | 2.42 | 2.2 | 9.3 | 10.7 | 98 | 3.10 | B | 1050 | A+ | 5.74 | 6.50 | 397 |
| | 1.5+6.0 | 1.45 | 5.79 | --- | --- | --- | 2.51 | 7.24 | 7.64 | 0.54 | 2.34 | 2.57 | 2.4 | 10.4 | 11.4 | 98 | 3.09 | B | 1170 | A++ | 6.14 | 7.24 | 413 |
| | 1.5+7.1 | 1.33 | 6.30 | --- | --- | --- | 2.67 | 7.63 | 8.29 | 0.57 | 2.57 | 3.00 | 2.5 | 11.4 | 13.3 | 98 | 2.97 | C | 1285 | A+ | 6.08 | 7.63 | 439 |
| | 2.0+2.0 | 2.00 | 2.00 | --- | --- | --- | 2.11 | 4.00 | 5.30 | 0.50 | 1.14 | 1.79 | 2.2 | 5.1 | 7.9 | 98 | 3.51 | A | 570 | A+ | 5.68 | 4.00 | 247 |
| | 2.0+2.5 | 2.00 | 2.50 | --- | --- | --- | 2.16 | 4.50 | 5.73 | 0.50 | 1.30 | 1.79 | 2.2 | 5.8 | 7.9 | 98 | 3.46 | A | 650 | A+ | 5.80 | 4.50 | 272 |
| | 2.0+3.5 | 2.00 | 3.50 | --- | --- | --- | 2.27 | 5.50 | 6.36 | 0.50 | 1.70 | 2.09 | 2.2 | 7.5 | 9.3 | 98 | 3.24 | A | 850 | A+ | 5.77 | 5.50 | 334 |
| | 2.0+4.2 | 2.00 | 4.20 | --- | --- | --- | 2.35 | 6.20 | 6.75 | 0.50 | 1.99 | 2.35 | 2.2 | 8.8 | 10.4 | 98 | 3.12 | B | 995 | A+ | 5.86 | 6.20 | 371 |
| | 2.0+5.0 | 2.00 | 5.00 | --- | --- | --- | 2.44 | 7.00 | 7.31 | 0.50 | 2.42 | 2.59 | 2.2 | 10.7 | 11.5 | 98 | 2.89 | C | 1210 | A+ | 5.71 | 7.00 | 430 |
| | 2.0+6.0 | 1.86 | 5.56 | --- | --- | --- | 2.58 | 7.42 | 7.96 | 0.54 | 2.45 | 2.81 | 2.4 | 10.9 | 12.5 | 98 | 3.03 | B | 1225 | A++ | 6.10 | 7.42 | 426 |
| | 2.0+7.1 | 1.71 | 6.09 | --- | --- | --- | 2.74 | 7.80 | 8.47 | 0.57 | 2.69 | 3.13 | 2.5 | 11.9 | 13.9 | 98 | 2.90 | C | 1345 | A++ | 6.10 | 7.80 | 448 |
| | 2.5+2.5 | 2.50 | 2.50 | --- | --- | --- | 2.22 | 5.00 | 6.20 | 0.46 | 1.39 | 1.99 | 2.0 | 6.2 | 8.8 | 98 | 3.60 | A | 695 | A+ | 5.84 | 5.00 | 300 |
| | 2.5+3.5 | 2.50 | 3.50 | --- | --- | --- | 2.33 | 6.00 | 6.60 | 0.50 | 1.89 | 2.25 | 2.2 | 8.4 | 10.0 | 98 | 3.17 | B | 945 | A+ | 6.01 | 6.00 | 350 |
| | 2.5+4.2 | 2.50 | 4.20 | --- | --- | --- | 2.41 | 6.70 | 7.11 | 0.50 | 2.30 | 2.57 | 2.2 | 10.2 | 11.4 | 98 | 2.91 | C | 1150 | A+ | 5.82 | 6.70 | 404 |
| | 2.5+5.0 | 2.41 | 4.83 | --- | --- | --- | 2.51 | 7.24 | 7.64 | 0.53 | 2.59 | 2.82 | 2.4 | 11.5 | 12.5 | 98 | 2.80 | D | 1295 | A+ | 5.68 | 7.24 | 447 |
| | 2.5+6.0 | 2.23 | 5.36 | --- | --- | --- | 2.66 | 7.59 | 8.25 | 0.57 | 2.57 | 3.00 | 2.5 | 11.4 | 13.3 | 98 | 2.95 | C | 1285 | A++ | 6.12 | 7.59 | 435 |
| | 2.5+7.1 | 2.08 | 5.90 | --- | --- | --- | 2.82 | 7.98 | 8.47 | 0.60 | 2.81 | 3.13 | 2.7 | 12.5 | 13.9 | 98 | 2.84 | C | 1405 | A++ | 6.10 | 7.98 | 458 |
| | 3.5+3.5 | 3.50 | 3.50 | --- | --- | --- | 2.44 | 7.00 | 7.31 | 0.53 | 2.52 | 2.69 | 2.4 | 11.2 | 11.9 | 98 | 2.78 | D | 1260 | A+ | 5.67 | 7.00 | 433 |
| | 3.5+4.2 | 3.32 | 3.99 | --- | --- | --- | 2.54 | 7.31 | 7.66 | 0.53 | 2.69 | 2.92 | 2.4 | 11.9 | 13.0 | 98 | 2.72 | D | 1345 | A+ | 5.62 | 7.39 | 460 |
| | 3.5+5.0 | 3.13 | 4.46 | --- | --- | --- | 2.66 | 7.59 | 7.83 | 0.57 | 2.82 | 2.94 | 2.5 | 12.5 | 13.0 | 98 | 2.69 | D | 1410 | A | 5.58 | 7.59 | 476 |
| | 3.5+6.0 | 2.93 | 5.01 | --- | --- | --- | 2.80 | 7.94 | 8.45 | 0.60 | 2.81 | 3.13 | 2.7 | 12.5 | 13.9 | 98 | 2.83 | C | 1405 | A+ | 6.03 | 7.94 | 461 |
| | 3.5+7.1 | 2.75 | 5.58 | --- | --- | --- | 2.96 | 8.33 | 8.47 | 0.64 | 3.07 | 3.13 | 2.8 | 13.6 | 13.9 | 98 | 2.71 | D | 1535 | A+ | 6.00 | 8.33 | 487 |
| | 4.2+4.2 | 3.78 | 3.78 | --- | --- | --- | 2.64 | 7.56 | 7.67 | 0.56 | 2.86 | 2.92 | 2.5 | 12.7 | 13.0 | 98 | 2.64 | D | 1430 | A+ | 5.66 | 7.40 | 458 |
| | 4.2+5.0 | 3.58 | 4.26 | --- | --- | --- | 2.76 | 7.84 | 8.01 | 0.60 | 2.94 | 3.07 | 2.7 | 13.0 | 13.6 | 98 | 2.67 | D | 1470 | A | 5.56 | 7.70 | 485 |
| | 4.2+6.0 | 3.37 | 4.82 | --- | --- | --- | 2.91 | 8.19 | 8.46 | 0.60 | 2.94 | 3.13 | 2.7 | 13.0 | 13.9 | 98 | 2.79 | D | 1470 | A+ | 5.98 | 8.19 | 480 |
| | 4.2+7.1 | 3.19 | 5.39 | --- | --- | --- | 3.07 | 8.58 | 8.66 | 0.64 | 3.26 | 3.26 | 2.8 | 14.5 | 14.5 | 98 | 2.63 | D | 1630 | A+ | 6.01 | 8.34 | 486 |
| | 5.0+5.0 | 4.06 | 4.06 | --- | --- | --- | 2.88 | 8.12 | 8.18 | 0.60 | 3.09 | 3.19 | 2.7 | 13.7 | 14.2 | 98 | 2.63 | D | 1545 | A | 5.55 | 8.12 | 513 |
| | 5.0+6.0 | 3.85 | 4.62 | --- | --- | --- | 3.02 | 8.47 | 8.64 | 0.64 | 3.09 | 3.25 | 2.8 | 13.7 | 14.4 | 98 | 2.74 | D | 1545 | A+ | 5.91 | 8.47 | 502 |
| | 5.0+7.1 | 3.66 | 5.20 | --- | --- | --- | 3.19 | 8.86 | 8.88 | 0.67 | 3.36 | 3.39 | 3.0 | 14.9 | 15.0 | 98 | 2.64 | D | 1680 | A+ | 5.90 | 8.86 | 526 |
| | 6.0+6.0 | 4.41 | 4.41 | --- | --- | --- | 3.17 | 8.82 | 9.27 | 0.64 | 3.08 | 3.36 | 2.8 | 13.7 | 14.9 | 98 | 2.86 | C | 1540 | A++ | 6.22 | 8.82 | 497 |
| | 6.0+7.1 | 4.12 | 4.88 | --- | --- | --- | 3.33 | 9.00 | 9.29 | 0.68 | 3.08 | 3.36 | 3.0 | 13.7 | 14.9 | 98 | 2.92 | C | 1540 | A++ | 6.21 | 9.00 | 508 |
| | 7.1+7.1 | 4.50 | 4.50 | --- | --- | --- | 3.49 | 9.00 | 9.31 | 0.71 | 3.02 | 3.36 | 3.1 | 13.4 | 14.9 | 98 | 2.98 | C | 1510 | A++ | 6.23 | 9.00 | 506 |
| | 1.5+1.5+1.5 | 1.50 | 1.50 | 1.50 | --- | --- | 2.16 | 4.50 | 5.40 | 0.47 | 1.05 | 1.39 | 2.1 | 4.7 | 6.2 | 98 | 4.29 | A | 525 | A+ | 5.88 | 4.50 | 268 |
| | 1.5+1.5+2.0 | 1.50 | 1.50 | 2.00 | --- | --- | 2.22 | 5.00 | 5.82 | 0.47 | 1.22 | 1.57 | 2.1 | 5.4 | 7.0 | 98 | 4.10 | A | 610 | A+ | 6.02 | 5.00 | 291 |
| | 1.5+1.5+2.5 | 1.50 | 1.50 | 2.50 | --- | --- | 2.27 | 5.50 | 6.22 | 0.47 | 1.43 | 1.76 | 2.1 | 6.3 | 7.8 | 98 | 3.85 | A | 715 | A+ | 6.09 | 5.50 | 317 |
| | 1.5+1.5+3.5 | 1.50 | 1.50 | 3.50 | --- | --- | 2.38 | 6.50 | 6.97 | 0.50 | 1.91 | 2.17 | 2.2 | 8.5 | 9.6 | 98 | 3.40 | A | 955 | A++ | 6.12 | 6.50 | 372 |
| | 1.5+1.5+4.2 | 1.49 | 1.49 | 4.17 | --- | --- | 2.46 | 7.14 | 7.45 | 0.50 | 2.28 | 2.45 | 2.2 | 10.1 | 10.9 | 98 | 3.13 | B | 1140 | A+ | 6.06 | 7.14 | 413 |
| | 1.5+1.5+5.0 | 1.39 | 1.39 | 4.64 | --- | --- | 2.58 | 7.42 | 7.96 | 0.54 | 2.35 | 2.71 | 2.4 | 10.4 | 12.0 | 98 | 3.16 | B | 1175 | A+ | 6.04 | 7.42 | 430 |
| | 1.5+1.5+6.0 | 1.30 | 1.30 | 5.18 | --- | --- | 2.73 | 7.77 | 8.53 | 0.58 | 2.38 | 2.82 | 2.6 | 10.6 | 12.5 | 98 | 3.26 | A | 1190 | A++ | 6.32 | 7.77 | 430 |
| | 1.5+1.5+7.1 | 1.21 | 1.21 | 5.74 | --- | --- | 2.89 | 8.16 | 9.07 | 0.61 | 2.56 | 3.22 | 2.7 | 11.4 | 14.3 | 98 | 3.19 | B | 1280 | A++ | 6.32 | 8.16 | 452 |
| | 1.5+2.0+2.0 | 1.50 | 2.00 | 2.00 | --- | --- | 2.27 | 5.50 | 6.22 | 0.50 | 1.43 | 1.76 | 2.2 | 6.3 | 7.8 | 98 | 3.85 | A | 715 | A++ | 6.13 | 5.50 | 315 |
| | 1.5+2.0+2.5 | 1.50 | 2.00 | 2.50 | --- | --- | 2.33 | 6.00 | 6.60 | 0.47 | 1.66 | 1.96 | 2.1 | 7.4 | 8.7 | 98 | 3.61 | A | 830 | A++ | 6.17 | 6.00 | 341 |
| | 1.5+2.0+3.5 | 1.50 | 2.00 | 3.50 | --- | --- | 2.44 | 7.00 | 7.31 | 0.50 | 2.17 | 2.40 | 2.2 | 9.6 | 10.6 | 98 | 3.23 | A | 1085 | A++ | 6.14 | 7.00 | 399 |
| | 1.5+2.0+4.2 | 1.42 | 1.90 | 3.99 | --- | --- | 2.54 | 7.31 | 7.77 | 0.54 | 2.40 | 2.69 | 2.4 | 10.6 | 11.9 | 98 | 3.05 | B | 1200 | A++ | 6.11 | 7.31 | 419 |
| | 1.5+2.0+5.0 | 1.34 | 1.79 | 4.46 | --- | --- | 2.66 | 7.59 | 8.25 | 0.54 | 2.47 | 2.89 | 2.4 | 11.0 | 12.8 | 98 | 3.07 | B | 1235 | A+ | 6.08 | 7.59 | 437 |
| | 1.5+2.0+6.0 | 1.25 | 1.67 | 5.01 | --- | --- | 2.80 | 7.94 | 8.78 | 0.58 | 2.44 | 3.01 | 2.6 | 10.8 | 13.4 | 98 | 3.25 | A | 1220 | A++ | 6.32 | 7.94 | 440 |
| | 1.5+2.0+7.1 | 1.18 | 1.57 | 5.58 | --- | --- | 2.96 | 8.33 | 9.12 | 0.61 | 2.69 | 3.22 | 2.7 | 11.9 | 14.3 | 98 | 3.10 | B | 1345 | A++ | 6.31 | 8.33 | 462 |
| | 1.5+2.5+2.5 | 1.50 | 2.50 | 2.50 | --- | --- | 2.38 | 6.50 | 6.97 | 0.50 | 1.91 | 2.17 | 2.2 | 8.5 | 9.6 | 98 | 3.40 | A | 955 | A++ | 6.25 | 6.50 | 364 |
| | 1.5+2.5+3.5 | 1.45 | 2.41 | 3.38 | --- | --- | 2.51 | 7.24 | 7.64 | 0.54 | 2.34 | 2.57 | 2.4 | 10.4 | 11.4 | 98 | 3.09 | B | 1170 | A++ | 6.11 | 7.24 | 416 |
| | 1.5+2.5+4.2 | 1.37 | 2.28 | 3.84 | --- | --- | 2.61 | 7.49 | 8.08 | 0.54 | 2.45 | 2.88 | 2.4 | 10.9 | 12.8 | 98 | 3.06 | B | 1225 | A+ | 6.09 | 7.49 | 431 |
| | 1.5+2.5+5.0 | 1.30 | 2.16 | 4.32 | --- | --- | 2.73 | 7.77 | 8.53 | 0.57 | 2.59 | 3.09 | 2.5 | 11.5 | 13.7 | 98 | 3.00 | C | 1295 | A+ | 6.07 | 7.77 | 449 |
| | 1.5+2.5+6.0 | 1.22 | 2.03 | 4.87 | --- | --- | 2.88 | 8.12 | 9.03 | 0.58 | 2.56 | 3.22 | 2.6 | 11.4 | 14.3 | 98 | 3.17 | B | 1280 | A++ | 6.32 | 8.12 | 450 |
| | 1.5+2.5+7.1 | 1.15 | 1.92 | 5.44 | --- | --- | 3.04 | 8.51 | 9.30 | 0.61 | 2.82 | 3.36 | 2.7 | 12.5 | 14.9 | 98 | 3.02 | B | 1410 | A++ | 6.28 | 8.51 | 475 |
| | 1.5+3.5+3.5 | 1.34 | 3.13 | 3.13 | --- | --- | 2.66 | 7.59 | 8.25 | 0.57 | 2.57 | 3.00 | 2.5 | 11.4 | 13.3 | 98 | 2.95 | C | 1285 | A+ | 6.02 | 7.59 | 441 |
| | 1.5+3.5+4.2 | 1.28 | 2.98 | 3.58 | --- | --- | 2.76 | 7.84 | 8.48 | 0.57 | 2.69 | 3.13 | 2.5 | 11.9 | 13.9 | 98 | 2.91 | C | 1345 | A+ | 5.99 | 7.84 | 459 |
| | 1.5+3.5+5.0 | 1.22 | 2.84 | 4.06 | --- | --- | 2.88 | 8.12 | 8.66 | 0.61 | 2.83 | 3.16 | 2.7 | 12.6 | 14.0 | 98 | 2.87 | C | 1415 | A+ | 5.93 | 8.12 | 480 |
| | 1.5+3.5+6.0 | 1.16 | 2.70 | 4.62 | --- | --- | 3.02 | 8.47 | 9.11 | 0.61 | 2.82 | 3.22 | 2.7 | 12.5 | 14.3 | 98 | 3.00 | B | 1410 | A++ | 6.25 | 8.47 | 475 |
| | 1.5+3.5+7.1 | 1.10 | 2.56 | 5.20 | --- | --- | 3.19 | 8.86 | 9.31 | 0.64 | 3.08 | 3.36 | 2.8 | 13.7 | 14.9 | 98 | 2.88 | C | 1540 | A++ | 6.18 | 8.86 | 502 |
| | 1.5+4.2+4.2 | 1.23 | 3.43 | 3.43 | --- | --- | 2.86 | 8.09 | 8.49 | 0.60 | 2.88 | 3.13 | 2.7 | 12.8 | 13.9 | 98 | 2.81 | C | 1440 | A+ | 5.97 | 8.09 | 475 |
| | 1.5+4.2+5.0 | 1.17 | 3.29 | 3.91 | --- | --- | 2.98 | 8.37 | 8.67 | 0.61 | 2.96 | 3.16 | 2.7 | 13.1 | 14.0 | 98 | 2.83 | C | 1480 | A+ | 5.92 | 8.37 | 496 |
| | 1.5+4.2+6.0 | 1.12 | 3.13 | 4.47 | --- | --- | 3.13 | 8.72 | 9.30 | 0.64 | 2.95 | 3.36 | 2.8 | 13.1 | 14.9 | 98 | 2.96 | C | 1475 | A++ | 6.17 | 8.72 | 495 |
| | 1.5+4.2+7.1 | 1.05 | 2.95 | 4.99 | --- | --- | 3.29 | 9.00 | 9.32 | 0.68 | 3.15 | 3.36 | 3.0 | 14.0 | 14.9 | 98 | 2.86 | C | 1575 | A++ | 6.17 | 9.00 | 511 |
| | 1.5+5.0+5.0 | 1.13 | 3.76 | 3.76 | --- | --- | 3.10 | 8.65 | 9.02 | 0.64 | 3.05 | 3.32 | 2.8 | 13.5 | 14.7 | 98 | 2.84 | C | 1525 | A+ | 5.83 | 8.65 | 520 |
| | 1.5+5.0+6.0 | 1.08 | 3.60 | 4.32 | --- | --- | 3.24 | 9.00 | 9.47 | 0.64 | 2.97 | 3.39 | 2.8 | 13.2 | 15.0 | 98 | 3.03 | B | 1485 | A++ | 6.15 | 9.00 | 513 |
| | 1.5+5.0+7.1 | 0.99 | 3.31 | 4.70 | --- | --- | 3.41 | 9.00 | 9.49 | 0.68 | 2.90 | 3.39 | 3.0 | 12.9 | 15.0 | 98 | 3.10 | B | 1450 | A++ | 6.17 | 9.00 | 511 |
| | 1.5+6.0+6.0 | 1.00 | 4.00 | 4.00 | --- | --- | 3.39 | 9.00 | 9.93 | 0.68 | 2.68 | 3.46 | 3.0 | 11.9 | 15.4 | 98 | 3.36 | A | 1340 | A++ | 6.37 | 9.00 | 495 |
| | 1.5+6.0+7.1 | 0.92 | 3.70 | 4.38 | --- | --- | 3.55 | 9.00 | 9.95 | 0.71 | 2.61 | 3.46 | 3.1 | 11.6 | 15.4 | 98 | 3.45 | A | 1305 | A++ | 6.39 | 9.00 | 493 |
| | 2.0+2.0+2.0 | 2.00 | 2.00 | 2.00 | --- | --- | 2.33 | 6.00 | 6.63 | 0.50 | 1.66 | 1.96 | 2.2 | 7.4 | 8.7 | 98 | 3.61 | A | 830 | A++ | 6.19 | 6.00 | 340 |
| | 2.0+2.0+2.5 | 2.00 | 2.00 | 2.50 | --- | --- | 2.38 | 6.50 | 6.97 | 0.50 | 1.91 | 2.17 | 2.2 | 8.5 | 9.6 | 98 | 3.40 | A | 955 | A++ | 6.30 | 6.50 | 361 |
| | 2.0+2.0+3.5 | 1.93 | 1.93 | 3.38 | --- | --- | 2.51 | 7.24 | 7.64 | 0.54 | 2.34 | 2.57 | 2.4 | 10.4 | 11.4 | 98 | 3.09 | B | 1170 | A++ | 6.15 | 7.24 | 413 |
| | 2.0+2.0+4.2 | 1.83 | 1.83 | 3.83 | --- | --- | 2.61 | 7.49 | 8.08 | 0.54 | 2.45 | 2.88 | 2.4 | 10.9 | 12.8 | 98 | 3.06 | B | 1225 | A++ | 6.14 | 7.49 | 428 |
| | 2.0+2.0+5.0 | 1.72 | 1.72 | 4.33 | --- | --- | 2.73 | 7.77 | 8.53 | 0.57 | 2.59 | 3.09 | 2.5 | 11.5 | 13.7 | 98 | 3.00 | C | 1295 | A++ | 6.11 | 7.77 | 446 |
| | 2.0+2.0+6.0 | 1.62 | 1.62 | 4.88 | --- | --- | 2.88 | 8.12 | 9.03 | 0.58 | 2.56 | 3.22 | 2.6 | 11.4 | 14.3 | 98 | 3.17 | B | 1280 | A++ | 6.37 | 8.12 | 447 |
| | 2.0+2.0+7.1 | 1.53 | 1.53 | 5.45 | --- | --- | 3.04 | 8.51 | 9.30 | 0.61 | 2.82 | 3.36 | 2.7 | 12.5 | 14.9 | 98 | 3.02 | B | 1410 | A++ | 6.35 | 8.51 | 469 |
| | 2.0+2.5+2.5 | 2.00 | 2.50 | 2.50 | --- | --- | 2.44 | 7.00 | 7.31 | 0.50 | 2.17 | 2.40 | 2.2 | 9.6 | 10.6 | 98 | 3.23 | A | 1085 | A++ | 6.26 | 7.00 | 392 |
| | 2.0+2.5+3.5 | 1.86 | 2.32 | 3.24 | --- | --- | 2.58 | 7.42 | 7.96 | 0.54 | 2.45 | 2.81 | 2.4 | 10.9 | 12.5 | 98 | 3.03 | B | 1225 | A++ | 6.13 | 7.42 | 424 |
| | 2.0+2.5+4.2 | 1.76 | 2.20 | 3.70 | --- | --- | 2.69 | 7.66 | 8.36 | 0.57 | 2.57 | 3.07 | 2.5 | 11.4 | 13.6 | 98 | 2.98 | C | 1285 | A++ | 6.13 | 7.66 | 438 |
| | 2.0+2.5+5.0 | 1.67 | 2.09 | 4.18 | --- | --- | 2.80 | 7.94 | 8.65 | 0.57 | 2.71 | 3.15 | 2.5 | 12.0 | 14.0 | 98 | 2.93 | C | 1355 | A+ | 6.05 | 7.94 | 460 |
| | 2.0+2.5+6.0 | 1.58 | 1.98 | 4.74 | --- | --- | 2.95 | 8.30 | 9.10 | 0.61 | 2.69 | 3.22 | 2.7 | 11.9 | 14.3 | 98 | 3.09 | B | 1345 | A++ | 6.36 | 8.30 | 458 |

Notes:
1. Cooling capacity is based on 27°CDB/19°CWB (Indoor temperature). 35°CDB (Outdoor temperature).
   Heating capacity is based on 20°CDB (Indoor temperature). 7°CDB/6°CWB (Outdoor temperature).
2. The total ability of connected indoor unit is up to 14.5kW.
3. It is impossible to connect the indoor unit for one room only.
4. The above is the value for connecting with the following indoor units.
   1.5kW: wall mounted CTXS-K series; 2.0, 2.5, 3.5, 4.2, 5.0kW: wall mounted FTXS-K series
   6.0, 7.1 kW class; wall mounted G series

# Combination tables

## Cooling

| Outdoor unit | Indoor unit | Cooling capacity (kW) | | | | | Total capacity (kW) | | | Power input (kW) | | | Total current (A) | | | Power factor (%) | EER | Energy label | AEC (kWh) | Seasonal data | | | |
|---|---|---|---|---|---|---|---|---|---|---|---|---|---|---|---|---|---|---|---|---|---|---|---|
| | | A room | B room | C room | D room | E room | Min. | Nom. | Max. | Min. | Nom. | Max. | Min. | Nom. | Max. | | | | | Label | SEER | Pdesign | AEC |
| 5MXS90E3V3B | 2.0+2.5+7.1 | 1.50 | 1.87 | 5.31 | --- | --- | 3.11 | 8.68 | 9.30 | 0.64 | 2.95 | 3.36 | 2.8 | 13.1 | 14.9 | 98 | 2.94 | C | 1475 | A++ | 6.29 | 8.68 | 484 |
| | 2.0+3.5+3.5 | 1.73 | 3.02 | 3.02 | --- | --- | 2.73 | 7.77 | 8.47 | 0.57 | 2.69 | 3.13 | 2.5 | 11.9 | 13.9 | 98 | 2.89 | C | 1345 | A+ | 6.05 | 7.77 | 450 |
| | 2.0+3.5+4.2 | 1.65 | 2.89 | 3.47 | --- | --- | 2.83 | 8.01 | 8.48 | 0.60 | 2.81 | 3.13 | 2.7 | 12.5 | 13.9 | 98 | 2.85 | C | 1405 | A+ | 5.99 | 8.01 | 469 |
| | 2.0+3.5+5.0 | 1.58 | 2.77 | 3.95 | --- | --- | 2.95 | 8.30 | 8.66 | 0.61 | 2.96 | 3.16 | 2.7 | 13.1 | 14.0 | 98 | 2.80 | C | 1480 | A+ | 5.96 | 8.30 | 488 |
| | 2.0+3.5+6.0 | 1.50 | 2.63 | 4.52 | --- | --- | 3.10 | 8.65 | 9.29 | 0.64 | 2.95 | 3.36 | 2.8 | 13.1 | 14.9 | 98 | 2.93 | C | 1475 | A++ | 6.21 | 8.65 | 488 |
| | 2.0+3.5+7.1 | 1.43 | 2.50 | 5.07 | --- | --- | 3.26 | 9.00 | 9.31 | 0.68 | 3.15 | 3.36 | 3.0 | 14.0 | 14.9 | 98 | 2.86 | C | 1575 | A++ | 6.19 | 9.00 | 509 |
| | 2.0+4.2+4.2 | 1.58 | 3.34 | 3.34 | --- | --- | 2.94 | 8.26 | 8.49 | 0.60 | 3.00 | 3.13 | 2.7 | 13.3 | 13.9 | 98 | 2.75 | D | 1500 | A+ | 6.01 | 8.15 | 475 |
| | 2.0+4.2+5.0 | 1.53 | 3.20 | 3.81 | --- | --- | 3.05 | 8.54 | 8.84 | 0.64 | 3.09 | 3.29 | 2.8 | 13.7 | 14.6 | 98 | 2.76 | D | 1545 | A+ | 5.93 | 8.54 | 505 |
| | 2.0+4.2+6.0 | 1.46 | 3.06 | 4.37 | --- | --- | 3.20 | 8.89 | 9.30 | 0.64 | 3.08 | 3.36 | 2.8 | 13.7 | 14.9 | 98 | 2.89 | C | 1540 | A++ | 6.19 | 8.89 | 503 |
| | 2.0+4.2+7.1 | 1.36 | 2.84 | 4.80 | --- | --- | 3.36 | 9.00 | 9.32 | 0.68 | 3.15 | 3.36 | 3.0 | 14.0 | 14.9 | 98 | 2.86 | C | 1575 | A++ | 6.19 | 9.00 | 509 |
| | 2.0+5.0+5.0 | 1.46 | 3.68 | 3.68 | --- | --- | 3.17 | 8.82 | 9.02 | 0.64 | 3.18 | 3.32 | 2.8 | 14.1 | 14.7 | 98 | 2.77 | D | 1590 | A+ | 5.86 | 8.82 | 528 |
| | 2.0+5.0+6.0 | 1.39 | 3.46 | 4.15 | --- | --- | 3.32 | 9.00 | 9.47 | 0.68 | 2.97 | 3.39 | 3.0 | 13.2 | 15.0 | 98 | 3.03 | B | 1485 | A++ | 6.18 | 9.00 | 510 |
| | 2.0+5.0+7.1 | 1.28 | 3.19 | 4.53 | --- | --- | 3.48 | 9.00 | 9.49 | 0.71 | 2.90 | 3.39 | 3.1 | 12.9 | 15.0 | 98 | 3.10 | B | 1450 | A++ | 6.19 | 9.00 | 509 |
| | 2.0+6.0+6.0 | 1.28 | 3.86 | 3.86 | --- | --- | 3.46 | 9.00 | 9.93 | 0.68 | 2.68 | 3.46 | 3.0 | 11.9 | 15.4 | 98 | 3.36 | A | 1340 | A++ | 6.39 | 9.00 | 493 |
| | 2.0+6.0+7.1 | 1.19 | 3.58 | 4.23 | --- | --- | 3.63 | 9.00 | 10.40 | 0.71 | 2.61 | 4.00 | 3.1 | 11.6 | 17.7 | 98 | 3.45 | A | 1305 | A++ | 6.40 | 9.00 | 493 |
| | 2.5+2.5+2.5 | 2.41 | 2.41 | 2.41 | --- | --- | 2.51 | 7.23 | 7.64 | 0.54 | 2.34 | 2.57 | 2.4 | 10.4 | 11.4 | 98 | 3.09 | B | 1170 | A++ | 6.23 | 7.23 | 407 |
| | 2.5+2.5+3.5 | 2.23 | 2.23 | 3.13 | --- | --- | 2.66 | 7.59 | 8.25 | 0.57 | 2.57 | 3.00 | 2.5 | 11.4 | 13.3 | 98 | 2.95 | C | 1285 | A++ | 6.13 | 7.59 | 434 |
| | 2.5+2.5+4.2 | 2.13 | 2.13 | 3.58 | --- | --- | 2.76 | 7.84 | 8.47 | 0.57 | 2.69 | 3.13 | 2.5 | 11.9 | 13.9 | 98 | 2.91 | C | 1345 | A++ | 6.11 | 7.84 | 450 |
| | 2.5+2.5+5.0 | 2.03 | 2.03 | 4.06 | --- | --- | 2.88 | 8.12 | 8.65 | 0.61 | 2.83 | 3.15 | 2.7 | 12.6 | 14.0 | 98 | 2.87 | C | 1415 | A+ | 6.06 | 8.12 | 470 |
| | 2.5+2.5+6.0 | 1.93 | 1.93 | 4.61 | --- | --- | 3.02 | 8.47 | 9.10 | 0.61 | 2.82 | 3.22 | 2.7 | 12.5 | 14.3 | 98 | 3.00 | B | 1410 | A++ | 6.34 | 8.47 | 468 |
| | 2.5+2.5+7.1 | 1.83 | 1.83 | 5.20 | --- | --- | 3.19 | 8.86 | 9.30 | 0.64 | 3.08 | 3.36 | 2.8 | 13.7 | 14.9 | 98 | 2.88 | C | 1540 | A++ | 6.27 | 8.86 | 495 |
| | 2.5+3.5+3.5 | 2.08 | 2.93 | 2.93 | --- | --- | 2.80 | 7.94 | 8.47 | 0.60 | 2.75 | 3.13 | 2.7 | 12.2 | 13.9 | 98 | 2.89 | C | 1375 | A+ | 6.01 | 7.94 | 463 |
| | 2.5+3.5+4.2 | 2.01 | 2.81 | 3.37 | --- | --- | 2.91 | 8.19 | 8.48 | 0.60 | 2.94 | 3.13 | 2.7 | 13.0 | 13.9 | 98 | 2.79 | D | 1470 | A+ | 5.98 | 8.19 | 480 |
| | 2.5+3.5+5.0 | 1.93 | 2.70 | 3.84 | --- | --- | 3.02 | 8.47 | 8.66 | 0.64 | 3.02 | 3.16 | 2.8 | 13.4 | 14.0 | 98 | 2.80 | C | 1510 | A+ | 5.95 | 8.47 | 499 |
| | 2.5+3.5+6.0 | 1.84 | 2.57 | 4.41 | --- | --- | 3.17 | 8.82 | 9.29 | 0.64 | 3.01 | 3.36 | 2.8 | 13.4 | 14.9 | 98 | 2.93 | C | 1505 | A++ | 6.19 | 8.82 | 499 |
| | 2.5+3.5+7.1 | 1.72 | 2.40 | 4.88 | --- | --- | 3.33 | 9.00 | 9.31 | 0.68 | 3.15 | 3.36 | 3.0 | 14.0 | 14.9 | 98 | 2.86 | C | 1575 | A++ | 6.19 | 9.00 | 509 |
| | 2.5+4.2+4.2 | 1.94 | 3.25 | 3.25 | --- | --- | 3.01 | 8.44 | 8.44 | 0.64 | 3.13 | 3.13 | 2.8 | 13.9 | 13.9 | 98 | 2.70 | D | 1565 | A+ | 5.98 | 8.20 | 480 |
| | 2.5+4.2+5.0 | 1.86 | 3.13 | 3.73 | --- | --- | 3.13 | 8.72 | 8.84 | 0.64 | 3.22 | 3.29 | 2.8 | 14.3 | 14.6 | 98 | 2.71 | D | 1610 | A+ | 5.93 | 8.55 | 505 |
| | 2.5+4.2+6.0 | 1.77 | 2.98 | 4.25 | --- | --- | 3.27 | 9.00 | 9.30 | 0.68 | 3.15 | 3.36 | 3.0 | 14.0 | 14.9 | 98 | 2.86 | C | 1575 | A++ | 6.18 | 9.00 | 510 |
| | 2.5+4.2+7.1 | 1.63 | 2.74 | 4.63 | --- | --- | 3.44 | 9.00 | 9.32 | 0.71 | 3.15 | 3.36 | 3.1 | 14.0 | 14.9 | 98 | 2.86 | C | 1575 | A++ | 6.19 | 9.00 | 509 |
| | 2.5+5.0+5.0 | 1.80 | 3.60 | 3.60 | --- | --- | 3.24 | 9.00 | 9.02 | 0.67 | 3.32 | 3.37 | 3.0 | 14.7 | 15.0 | 98 | 2.71 | D | 1660 | A+ | 5.88 | 9.00 | 537 |
| | 2.5+5.0+6.0 | 1.67 | 3.33 | 4.00 | --- | --- | 3.39 | 9.00 | 9.47 | 0.68 | 3.04 | 3.39 | 3.0 | 13.5 | 15.0 | 98 | 2.96 | C | 1520 | A++ | 6.18 | 9.00 | 510 |
| | 2.5+5.0+7.1 | 1.54 | 3.08 | 4.38 | --- | --- | 3.55 | 9.00 | 9.49 | 0.71 | 2.97 | 3.39 | 3.1 | 13.2 | 15.0 | 98 | 3.03 | B | 1485 | A++ | 6.19 | 9.00 | 509 |
| | 2.5+6.0+6.0 | 1.56 | 3.72 | 3.72 | --- | --- | 3.54 | 9.00 | 9.93 | 0.71 | 2.75 | 3.46 | 3.1 | 12.2 | 15.4 | 98 | 3.27 | A | 1375 | A++ | 6.39 | 9.00 | 493 |
| | 2.5+6.0+7.1 | 1.44 | 3.46 | 4.10 | --- | --- | 3.70 | 9.00 | 10.40 | 0.71 | 2.68 | 4.00 | 3.1 | 11.9 | 17.7 | 98 | 3.36 | A | 1340 | A++ | 6.40 | 9.00 | 493 |
| | 3.5+3.5+3.5 | 2.77 | 2.77 | 2.77 | --- | --- | 2.95 | 8.31 | 8.60 | 0.64 | 3.07 | 3.26 | 2.8 | 13.6 | 14.5 | 98 | 2.71 | D | 1535 | A+ | 5.92 | 8.31 | 491 |
| | 3.5+3.5+4.2 | 2.67 | 2.67 | 3.20 | --- | --- | 3.05 | 8.54 | 8.66 | 0.64 | 3.20 | 3.26 | 2.8 | 14.2 | 14.5 | 98 | 2.67 | D | 1600 | A+ | 5.91 | 8.45 | 501 |
| | 3.5+3.5+5.0 | 2.57 | 2.57 | 3.68 | --- | --- | 3.17 | 8.82 | 8.84 | 0.67 | 3.29 | 3.32 | 3.0 | 14.6 | 14.7 | 98 | 2.68 | D | 1645 | A+ | 5.81 | 8.82 | 532 |
| | 3.5+3.5+6.0 | 2.42 | 2.42 | 4.16 | --- | --- | 3.32 | 9.00 | 9.30 | 0.68 | 3.08 | 3.36 | 3.0 | 13.7 | 14.9 | 98 | 2.92 | C | 1540 | A++ | 6.12 | 9.00 | 515 |
| | 3.5+3.5+7.1 | 2.23 | 2.23 | 4.54 | --- | --- | 3.48 | 9.00 | 9.32 | 0.71 | 3.02 | 3.36 | 3.1 | 13.4 | 14.9 | 98 | 2.98 | C | 1510 | A++ | 6.18 | 9.00 | 510 |
| | 3.5+4.2+4.2 | 2.59 | 3.10 | 3.10 | --- | --- | 3.16 | 8.79 | 8.79 | 0.67 | 3.26 | 3.26 | 3.0 | 14.5 | 14.5 | 98 | 2.70 | D | 1630 | A+ | 5.91 | 8.46 | 501 |
| | 3.5+4.2+5.0 | 2.48 | 2.98 | 3.54 | --- | --- | 3.27 | 9.00 | 9.00 | 0.67 | 3.29 | 3.29 | 3.0 | 14.6 | 14.6 | 98 | 2.74 | D | 1645 | A+ | 5.83 | 8.83 | 531 |
| | 3.5+4.2+6.0 | 2.30 | 2.76 | 3.94 | --- | --- | 3.42 | 9.00 | 9.31 | 0.71 | 3.15 | 3.36 | 3.1 | 14.0 | 14.9 | 98 | 2.86 | C | 1575 | A++ | 6.13 | 9.00 | 515 |
| | 3.5+4.2+7.1 | 2.13 | 2.55 | 4.32 | --- | --- | 3.58 | 9.00 | 9.81 | 0.75 | 3.15 | 3.95 | 3.3 | 14.0 | 17.5 | 98 | 2.86 | C | 1575 | A++ | 6.21 | 9.00 | 508 |
| | 3.5+5.0+5.0 | 2.34 | 3.33 | 3.33 | --- | --- | 3.39 | 9.00 | 9.02 | 0.71 | 3.32 | 3.35 | 3.1 | 14.7 | 14.9 | 98 | 2.71 | D | 1660 | A+ | 5.83 | 9.00 | 541 |
| | 3.5+5.0+6.0 | 2.18 | 3.10 | 3.72 | --- | --- | 3.54 | 9.00 | 9.48 | 0.71 | 3.04 | 3.39 | 3.1 | 13.5 | 15.0 | 98 | 2.96 | C | 1520 | A++ | 6.12 | 9.00 | 515 |
| | 3.5+5.0+7.1 | 2.02 | 2.88 | 4.10 | --- | --- | 3.70 | 9.00 | 9.94 | 0.75 | 2.97 | 3.91 | 3.3 | 13.2 | 17.3 | 98 | 3.03 | B | 1485 | A++ | 6.20 | 9.00 | 508 |
| | 3.5+6.0+6.0 | 2.04 | 3.48 | 3.48 | --- | --- | 3.69 | 9.00 | 10.38 | 0.71 | 2.75 | 4.00 | 3.1 | 12.2 | 17.7 | 98 | 3.27 | A | 1375 | A++ | 6.33 | 9.00 | 498 |
| | 4.2+4.2+4.2 | 3.00 | 3.00 | 3.00 | --- | --- | 3.26 | 9.00 | 9.00 | 0.71 | 3.27 | 3.27 | 3.1 | 14.5 | 14.5 | 98 | 2.75 | D | 1635 | A+ | 5.92 | 8.47 | 501 |
| | 4.2+4.2+5.0 | 2.82 | 2.82 | 3.36 | --- | --- | 3.38 | 9.00 | 9.08 | 0.71 | 3.29 | 3.29 | 3.1 | 14.6 | 14.6 | 98 | 2.74 | D | 1645 | A+ | 5.84 | 8.84 | 530 |
| | 4.2+4.2+6.0 | 2.63 | 2.63 | 3.74 | --- | --- | 3.52 | 9.00 | 9.32 | 0.71 | 3.15 | 3.36 | 3.1 | 14.0 | 14.9 | 98 | 2.86 | C | 1575 | A++ | 6.13 | 9.00 | 514 |
| | 4.2+4.2+7.1 | 2.44 | 2.44 | 4.12 | --- | --- | 3.69 | 9.00 | 9.82 | 0.75 | 3.16 | 3.95 | 3.3 | 14.0 | 17.5 | 98 | 2.85 | C | 1580 | A++ | 6.21 | 9.00 | 508 |
| | 4.2+5.0+5.0 | 2.66 | 3.17 | 3.17 | --- | --- | 3.49 | 9.00 | 9.03 | 0.74 | 3.32 | 3.32 | 3.3 | 14.7 | 14.7 | 98 | 2.71 | D | 1660 | A+ | 5.83 | 9.00 | 541 |
| | 4.2+5.0+6.0 | 2.49 | 2.96 | 3.55 | --- | --- | 3.64 | 9.00 | 9.98 | 0.75 | 3.04 | 3.98 | 3.3 | 13.5 | 17.7 | 98 | 2.96 | C | 1520 | A++ | 6.13 | 9.00 | 514 |
| | 5.0+5.0+5.0 | 3.00 | 3.00 | 3.00 | --- | --- | 3.61 | 9.00 | 9.78 | 0.75 | 3.21 | 4.07 | 3.3 | 14.2 | 18.1 | 98 | 2.80 | C | 1605 | A+ | 5.80 | 9.00 | 544 |
| | 1.5+1.5+1.5+1.5 | 1.50 | 1.50 | 1.50 | 1.50 | --- | 2.33 | 6.00 | 6.60 | 0.48 | 1.39 | 1.62 | 2.1 | 6.2 | 7.2 | 98 | 4.32 | A | 695 | A++ | 6.20 | 6.00 | 339 |
| | 1.5+1.5+1.5+2.0 | 1.50 | 1.50 | 1.50 | 2.00 | --- | 2.38 | 6.50 | 6.97 | 0.51 | 1.58 | 1.82 | 2.3 | 7.0 | 8.1 | 98 | 4.11 | A | 790 | A++ | 6.27 | 6.50 | 363 |
| | 1.5+1.5+1.5+2.5 | 1.50 | 1.50 | 1.50 | 2.50 | --- | 2.44 | 7.00 | 7.31 | 0.51 | 1.82 | 1.98 | 2.3 | 8.1 | 8.8 | 98 | 3.85 | A | 910 | A++ | 6.32 | 7.00 | 388 |
| | 1.5+1.5+1.5+3.5 | 1.39 | 1.39 | 1.39 | 3.25 | --- | 2.58 | 7.42 | 7.96 | 0.54 | 2.04 | 2.32 | 2.4 | 9.1 | 10.3 | 98 | 3.64 | A | 1020 | A++ | 6.26 | 7.42 | 415 |
| | 1.5+1.5+1.5+4.2 | 1.32 | 1.32 | 1.32 | 3.70 | --- | 2.69 | 7.66 | 8.36 | 0.54 | 2.26 | 2.69 | 2.4 | 10.0 | 11.9 | 98 | 3.39 | A | 1130 | A++ | 6.27 | 7.66 | 428 |
| | 1.5+1.5+1.5+5.0 | 1.25 | 1.25 | 1.25 | 4.18 | --- | 2.80 | 7.94 | 8.78 | 0.58 | 2.33 | 2.90 | 2.6 | 10.3 | 12.9 | 98 | 3.41 | A | 1165 | A++ | 6.20 | 7.94 | 449 |
| | 1.5+1.5+1.5+6.0 | 1.19 | 1.19 | 1.19 | 4.74 | --- | 2.95 | 8.30 | 9.25 | 0.58 | 2.36 | 2.95 | 2.6 | 10.5 | 13.1 | 98 | 3.52 | A | 1180 | A++ | 6.39 | 8.30 | 455 |
| | 1.5+1.5+1.5+7.1 | 1.12 | 1.12 | 1.12 | 5.31 | --- | 3.11 | 8.68 | 9.67 | 0.61 | 2.62 | 3.24 | 2.7 | 11.6 | 14.4 | 98 | 3.31 | A | 1310 | A++ | 6.37 | 8.68 | 477 |
| | 1.5+1.5+2.0+2.0 | 1.50 | 1.50 | 2.00 | 2.00 | --- | 2.44 | 7.00 | 7.31 | 0.51 | 1.82 | 1.98 | 2.3 | 8.1 | 8.8 | 98 | 3.85 | A | 910 | A++ | 6.35 | 7.00 | 386 |
| | 1.5+1.5+2.0+2.5 | 1.45 | 1.45 | 1.93 | 2.41 | --- | 2.51 | 7.24 | 7.64 | 0.51 | 1.93 | 2.15 | 2.3 | 8.6 | 9.5 | 98 | 3.75 | A | 965 | A++ | 6.37 | 7.24 | 398 |
| | 1.5+1.5+2.0+3.5 | 1.34 | 1.34 | 1.79 | 3.13 | --- | 2.66 | 7.59 | 8.25 | 0.54 | 2.09 | 2.50 | 2.4 | 9.3 | 11.1 | 98 | 3.63 | A | 1045 | A++ | 6.28 | 7.59 | 424 |
| | 1.5+1.5+2.0+4.2 | 1.28 | 1.28 | 1.70 | 3.58 | --- | 2.76 | 7.84 | 8.63 | 0.58 | 2.38 | 2.88 | 2.6 | 10.6 | 12.8 | 98 | 3.29 | A | 1190 | A++ | 6.28 | 7.84 | 438 |
| | 1.5+1.5+2.0+5.0 | 1.22 | 1.22 | 1.62 | 4.06 | --- | 2.88 | 8.12 | 9.03 | 0.58 | 2.45 | 3.11 | 2.6 | 10.9 | 13.8 | 98 | 3.31 | A | 1225 | A++ | 6.22 | 8.12 | 457 |
| | 1.5+1.5+2.0+6.0 | 1.16 | 1.16 | 1.54 | 4.62 | --- | 3.02 | 8.47 | 9.45 | 0.61 | 2.49 | 3.09 | 2.7 | 11.0 | 13.7 | 98 | 3.40 | A | 1245 | A++ | 6.39 | 8.47 | 464 |
| | 1.5+1.5+2.0+7.1 | 1.10 | 1.10 | 1.46 | 5.20 | --- | 3.19 | 8.86 | 9.84 | 0.65 | 2.68 | 3.39 | 2.9 | 11.9 | 15.0 | 98 | 3.31 | A | 1340 | A++ | 6.37 | 8.86 | 487 |
| | 1.5+1.5+2.5+2.5 | 1.39 | 1.39 | 2.32 | 2.32 | --- | 2.58 | 7.42 | 7.96 | 0.54 | 2.04 | 2.32 | 2.4 | 9.1 | 10.3 | 98 | 3.64 | A | 1020 | A++ | 6.36 | 7.42 | 409 |
| | 1.5+1.5+2.5+3.5 | 1.30 | 1.30 | 2.16 | 3.02 | --- | 2.73 | 7.77 | 8.53 | 0.58 | 2.32 | 2.82 | 2.6 | 10.3 | 12.5 | 98 | 3.35 | A | 1160 | A++ | 6.24 | 7.78 | 437 |
| | 1.5+1.5+2.5+4.2 | 1.24 | 1.24 | 2.06 | 3.47 | --- | 2.83 | 8.01 | 8.88 | 0.58 | 2.50 | 3.08 | 2.6 | 11.1 | 13.7 | 98 | 3.20 | A | 1250 | A++ | 6.28 | 8.01 | 447 |
| | 1.5+1.5+2.5+5.0 | 1.19 | 1.19 | 1.98 | 3.95 | --- | 2.95 | 8.30 | 9.25 | 0.61 | 2.58 | 3.25 | 2.7 | 11.4 | 14.4 | 98 | 3.22 | A | 1290 | A++ | 6.22 | 8.30 | 468 |
| | 1.5+1.5+2.5+6.0 | 1.13 | 1.13 | 1.88 | 4.51 | --- | 3.10 | 8.65 | 9.64 | 0.61 | 2.55 | 3.24 | 2.7 | 11.3 | 14.4 | 98 | 3.39 | A | 1275 | A++ | 6.37 | 8.65 | 475 |
| | 1.5+1.5+2.5+7.1 | 1.07 | 1.07 | 1.79 | 5.07 | --- | 3.26 | 9.00 | 9.96 | 0.65 | 2.81 | 3.46 | 2.9 | 12.5 | 15.4 | 98 | 3.20 | A | 1405 | A++ | 6.36 | 9.00 | 496 |
| | 1.5+1.5+3.5+3.5 | 1.22 | 1.22 | 2.84 | 2.84 | --- | 2.88 | 8.12 | 9.03 | 0.58 | 2.56 | 3.15 | 2.6 | 11.4 | 14.0 | 98 | 3.17 | B | 1280 | A++ | 6.21 | 8.12 | 458 |
| | 1.5+1.5+3.5+4.2 | 1.17 | 1.17 | 2.74 | 3.29 | --- | 2.98 | 8.37 | 9.14 | 0.61 | 2.69 | 3.22 | 2.7 | 11.9 | 14.3 | 98 | 3.11 | B | 1345 | A++ | 6.18 | 8.37 | 475 |
| | 1.5+1.5+3.5+5.0 | 1.13 | 1.13 | 2.63 | 3.76 | --- | 3.10 | 8.65 | 9.49 | 0.64 | 2.84 | 3.39 | 2.8 | 12.6 | 15.0 | 98 | 3.05 | B | 1420 | A++ | 6.13 | 8.65 | 494 |
| | 1.5+1.5+3.5+6.0 | 1.08 | 1.08 | 2.52 | 4.32 | --- | 3.24 | 9.00 | 9.95 | 0.64 | 2.75 | 3.46 | 2.8 | 12.2 | 15.4 | 98 | 3.27 | A | 1375 | A++ | 6.30 | 9.00 | 501 |
| | 1.5+1.5+3.5+7.1 | 0.99 | 0.99 | 2.32 | 4.70 | --- | 3.41 | 9.00 | 9.97 | 0.68 | 2.68 | 3.46 | 3.0 | 11.9 | 15.4 | 98 | 3.36 | A | 1340 | A++ | 6.30 | 9.00 | 501 |
| | 1.5+1.5+4.2+4.2 | 1.13 | 1.13 | 3.17 | 3.17 | --- | 3.08 | 8.61 | 9.33 | 0.64 | 2.89 | 3.36 | 2.8 | 12.8 | 14.9 | 98 | 2.98 | C | 1445 | A++ | 6.13 | 8.61 | 492 |
| | 1.5+1.5+4.2+5.0 | 1.09 | 1.09 | 3.06 | 3.64 | --- | 3.20 | 8.89 | 9.50 | 0.64 | 2.97 | 3.39 | 2.8 | 13.2 | 15.0 | 98 | 2.99 | C | 1485 | A++ | 6.11 | 8.89 | 510 |

Notes:
1. Cooling capacity is based on 27°CDB/19°CWB (Indoor temperature). 35°CDB (Outdoor temperature).
   Heating capacity is based on 20°CDB (Indoor temperature). 7°CDB/6°CWB (Outdoor temperature).
2. The total ability of connected indoor unit is up to 14.5kW.
3. It is impossible to connect the indoor unit for one room only.
4. The above is the value for connecting with the following indoor units.
   1.5kW: wall mounted CTXS-K series; 2.0, 2.5, 3.5, 4.2, 5.0kW: wall mounted FTXS-K series
   6.0, 7.1 kW class; wall mounted G series

# Combination tables

## Cooling

| Outdoor unit | Indoor unit | Cooling capacity (kW) | | | | | Total capacity (kW) | | | Power input (kW) | | | Total current (A) | | | Power factor (%) | EER | Energy label | AEC (kWh) | Seasonal data | | | |
|---|---|---|---|---|---|---|---|---|---|---|---|---|---|---|---|---|---|---|---|---|---|---|---|
| | | A room | B room | C room | D room | E room | Min. | Nom. | Max. | Min. | Nom. | Max. | Min. | Nom. | Max. | | | | | Label | SEER | Pdesign | AEC |
| 5MXS90E3V3B | 1.5+1.5+4.2+6.0 | 1.02 | 1.02 | 2.86 | 4.09 | --- | 3.35 | 9.00 | 9.96 | 0.65 | 2.81 | 3.46 | 2.9 | 12.5 | 15.4 | 98 | 3.20 | A | 1405 | A++ | 6.30 | 9.00 | 501 |
| | 1.5+1.5+4.2+7.1 | 0.94 | 0.94 | 2.64 | 4.47 | --- | 3.51 | 9.00 | 9.98 | 0.68 | 2.75 | 3.46 | 3.0 | 12.2 | 15.4 | 98 | 3.27 | A | 1375 | A++ | 6.30 | 9.00 | 501 |
| | 1.5+1.5+5.0+5.0 | 1.04 | 1.04 | 3.46 | 3.46 | --- | 3.32 | 9.00 | 9.68 | 0.68 | 2.92 | 3.42 | 3.0 | 13.0 | 15.2 | 98 | 3.08 | B | 1460 | A+ | 6.09 | 9.00 | 518 |
| | 1.5+1.5+5.0+6.0 | 0.96 | 0.96 | 3.21 | 3.86 | --- | 3.46 | 9.00 | 10.14 | 0.68 | 2.70 | 3.49 | 3.0 | 12.0 | 15.5 | 98 | 3.33 | A | 1350 | A++ | 6.30 | 9.00 | 501 |
| | 1.5+1.5+5.0+7.1 | 0.89 | 0.89 | 2.98 | 4.23 | --- | 3.63 | 9.00 | 10.46 | 0.71 | 2.70 | 3.88 | 3.1 | 12.0 | 17.2 | 98 | 3.33 | A | 1350 | A++ | 6.30 | 9.00 | 501 |
| | 1.5+1.5+6.0+6.0 | 0.90 | 0.90 | 3.60 | 3.60 | --- | 3.61 | 9.00 | 10.45 | 0.68 | 2.46 | 3.48 | 3.0 | 10.9 | 15.4 | 98 | 3.66 | A | 1230 | A++ | 6.32 | 9.00 | 499 |
| | 1.5+2.0+2.0+2.0 | 1.45 | 1.93 | 1.93 | 1.93 | --- | 2.51 | 7.24 | 7.64 | 0.51 | 1.93 | 2.15 | 2.3 | 8.6 | 9.5 | 98 | 3.75 | A | 965 | A++ | 6.42 | 7.24 | 395 |
| | 1.5+2.0+2.0+2.5 | 1.39 | 1.86 | 1.86 | 2.32 | --- | 2.58 | 7.42 | 7.96 | 0.54 | 2.04 | 2.32 | 2.4 | 9.1 | 10.3 | 98 | 3.64 | A | 1020 | A++ | 6.41 | 7.42 | 406 |
| | 1.5+2.0+2.0+3.5 | 1.30 | 1.73 | 1.73 | 3.02 | --- | 2.73 | 7.77 | 8.53 | 0.58 | 2.21 | 2.63 | 2.6 | 9.8 | 11.7 | 98 | 3.52 | A | 1105 | A++ | 6.29 | 7.78 | 433 |
| | 1.5+2.0+2.0+4.2 | 1.24 | 1.65 | 1.65 | 3.47 | --- | 2.83 | 8.01 | 8.88 | 0.58 | 2.50 | 3.08 | 2.6 | 11.1 | 13.7 | 98 | 3.20 | A | 1250 | A++ | 6.29 | 8.01 | 447 |
| | 1.5+2.0+2.0+5.0 | 1.19 | 1.58 | 1.58 | 3.95 | --- | 2.95 | 8.30 | 9.25 | 0.61 | 2.58 | 3.25 | 2.7 | 11.4 | 14.4 | 98 | 3.22 | A | 1290 | A++ | 6.28 | 8.30 | 463 |
| | 1.5+2.0+2.0+6.0 | 1.13 | 1.50 | 1.50 | 4.51 | --- | 3.10 | 8.65 | 9.64 | 0.61 | 2.55 | 3.24 | 2.7 | 11.3 | 14.4 | 98 | 3.39 | A | 1275 | A++ | 6.38 | 8.65 | 475 |
| | 1.5+2.0+2.0+7.1 | 1.07 | 1.43 | 1.43 | 5.07 | --- | 3.26 | 9.00 | 9.96 | 0.65 | 2.81 | 3.46 | 2.9 | 12.5 | 15.4 | 98 | 3.20 | A | 1405 | A++ | 6.37 | 9.00 | 495 |
| | 1.5+2.0+2.5+2.5 | 1.34 | 1.79 | 2.23 | 2.23 | --- | 2.66 | 7.59 | 8.25 | 0.54 | 2.09 | 2.50 | 2.4 | 9.3 | 11.1 | 98 | 3.63 | A | 1045 | A++ | 6.40 | 7.59 | 415 |
| | 1.5+2.0+2.5+3.5 | 1.25 | 1.67 | 2.09 | 2.93 | --- | 2.80 | 7.94 | 8.78 | 0.58 | 2.44 | 3.02 | 2.6 | 10.8 | 13.4 | 98 | 3.25 | A | 1220 | A++ | 6.31 | 7.94 | 441 |
| | 1.5+2.0+2.5+4.2 | 1.20 | 1.61 | 2.01 | 3.37 | --- | 2.91 | 8.19 | 9.12 | 0.61 | 2.63 | 3.22 | 2.7 | 11.7 | 14.3 | 98 | 3.11 | B | 1315 | A++ | 6.30 | 8.19 | 455 |
| | 1.5+2.0+2.5+5.0 | 1.16 | 1.54 | 1.93 | 3.85 | --- | 3.02 | 8.47 | 9.30 | 0.61 | 2.71 | 3.25 | 2.7 | 12.0 | 14.4 | 98 | 3.13 | B | 1355 | A++ | 6.26 | 8.47 | 474 |
| | 1.5+2.0+2.5+6.0 | 1.10 | 1.47 | 1.84 | 4.41 | --- | 3.17 | 8.82 | 9.81 | 0.64 | 2.68 | 3.38 | 2.8 | 11.9 | 15.0 | 98 | 3.29 | A | 1340 | A++ | 6.39 | 8.82 | 484 |
| | 1.5+2.0+2.5+7.1 | 1.03 | 1.37 | 1.72 | 4.88 | --- | 3.33 | 9.00 | 9.96 | 0.65 | 2.81 | 3.46 | 2.9 | 12.5 | 15.4 | 98 | 3.20 | A | 1405 | A++ | 6.37 | 9.00 | 495 |
| | 1.5+2.0+3.5+3.5 | 1.19 | 1.58 | 2.77 | 2.77 | --- | 2.95 | 8.30 | 9.13 | 0.61 | 2.69 | 3.22 | 2.7 | 11.9 | 14.3 | 98 | 3.09 | B | 1345 | A++ | 6.21 | 8.30 | 468 |
| | 1.5+2.0+3.5+4.2 | 1.14 | 1.53 | 2.67 | 3.20 | --- | 3.05 | 8.54 | 9.32 | 0.61 | 2.82 | 3.36 | 2.7 | 12.5 | 14.9 | 98 | 3.03 | B | 1410 | A++ | 6.21 | 8.54 | 482 |
| | 1.5+2.0+3.5+5.0 | 1.10 | 1.47 | 2.57 | 3.68 | --- | 3.17 | 8.82 | 9.49 | 0.64 | 2.90 | 3.39 | 2.8 | 12.9 | 15.0 | 98 | 3.04 | B | 1450 | A++ | 6.13 | 8.82 | 504 |
| | 1.5+2.0+3.5+6.0 | 1.04 | 1.38 | 2.42 | 4.15 | --- | 3.32 | 9.00 | 9.95 | 0.64 | 2.75 | 3.46 | 2.8 | 12.2 | 15.4 | 98 | 3.27 | A | 1375 | A++ | 6.30 | 9.00 | 501 |
| | 1.5+2.0+3.5+7.1 | 0.96 | 1.28 | 2.23 | 4.53 | --- | 3.48 | 9.00 | 9.97 | 0.68 | 2.68 | 3.46 | 3.0 | 11.9 | 15.4 | 98 | 3.36 | A | 1340 | A++ | 6.32 | 9.00 | 499 |
| | 1.5+2.0+4.2+4.2 | 1.11 | 1.48 | 3.10 | 3.10 | --- | 3.16 | 8.79 | 9.33 | 0.64 | 3.02 | 3.36 | 2.8 | 13.4 | 14.9 | 98 | 2.91 | C | 1510 | A++ | 6.16 | 8.79 | 500 |
| | 1.5+2.0+4.2+5.0 | 1.06 | 1.42 | 2.98 | 3.54 | --- | 3.27 | 9.00 | 9.50 | 0.68 | 3.04 | 3.39 | 3.0 | 13.5 | 15.0 | 98 | 2.96 | C | 1520 | A++ | 6.12 | 9.00 | 515 |
| | 1.5+2.0+4.2+6.0 | 0.99 | 1.31 | 2.76 | 3.94 | --- | 3.42 | 9.00 | 9.96 | 0.68 | 2.81 | 3.46 | 3.0 | 12.5 | 15.4 | 98 | 3.20 | A | 1405 | A++ | 6.30 | 9.00 | 500 |
| | 1.5+2.0+4.2+7.1 | 0.91 | 1.22 | 2.55 | 4.32 | --- | 3.58 | 9.00 | 10.42 | 0.71 | 2.75 | 4.01 | 3.1 | 12.2 | 17.8 | 98 | 3.27 | A | 1375 | A++ | 6.32 | 9.00 | 499 |
| | 1.5+2.0+5.0+5.0 | 1.00 | 1.33 | 3.33 | 3.33 | --- | 3.39 | 9.00 | 9.68 | 0.68 | 2.92 | 3.42 | 3.0 | 13.0 | 15.2 | 98 | 3.08 | B | 1460 | A++ | 6.12 | 9.00 | 515 |
| | 1.5+2.0+5.0+6.0 | 0.93 | 1.24 | 3.10 | 3.72 | --- | 3.54 | 9.00 | 10.14 | 0.68 | 2.70 | 3.49 | 3.0 | 12.0 | 15.5 | 98 | 3.33 | A | 1350 | A++ | 6.30 | 9.00 | 500 |
| | 1.5+2.0+5.0+7.1 | 0.87 | 1.15 | 2.88 | 4.10 | --- | 3.70 | 9.00 | 10.50 | 0.71 | 2.70 | 3.88 | 3.1 | 12.0 | 17.2 | 98 | 3.33 | A | 1350 | A++ | 6.32 | 9.00 | 499 |
| | 1.5+2.0+6.0+6.0 | 0.87 | 1.16 | 3.48 | 3.48 | --- | 3.69 | 9.00 | 10.49 | 0.71 | 2.46 | 3.48 | 3.1 | 10.9 | 15.4 | 98 | 3.66 | A | 1230 | A++ | 6.31 | 9.00 | 500 |
| | 1.5+2.5+2.5+2.5 | 1.30 | 2.16 | 2.16 | 2.16 | --- | 2.73 | 7.77 | 8.53 | 0.58 | 2.21 | 2.69 | 2.6 | 9.8 | 11.9 | 98 | 3.52 | A | 1105 | A++ | 6.37 | 7.78 | 428 |
| | 1.5+2.5+2.5+3.5 | 1.22 | 2.03 | 2.03 | 2.84 | --- | 2.88 | 8.12 | 9.03 | 0.58 | 2.56 | 3.22 | 2.6 | 11.4 | 14.3 | 98 | 3.17 | B | 1280 | A++ | 6.29 | 8.12 | 452 |
| | 1.5+2.5+2.5+4.2 | 1.17 | 1.96 | 1.96 | 3.29 | --- | 2.98 | 8.37 | 9.13 | 0.61 | 2.69 | 3.22 | 2.7 | 11.9 | 14.3 | 98 | 3.11 | B | 1345 | A++ | 6.28 | 8.37 | 467 |
| | 1.5+2.5+2.5+5.0 | 1.13 | 1.88 | 1.88 | 3.76 | --- | 3.10 | 8.65 | 9.49 | 0.64 | 2.84 | 3.39 | 2.8 | 12.6 | 15.0 | 98 | 3.05 | B | 1420 | A++ | 6.21 | 8.65 | 488 |
| | 1.5+2.5+2.5+6.0 | 1.08 | 1.80 | 1.80 | 4.32 | --- | 3.24 | 9.00 | 9.94 | 0.64 | 2.75 | 3.46 | 2.8 | 12.2 | 15.4 | 98 | 3.27 | A | 1375 | A++ | 6.37 | 9.00 | 495 |
| | 1.5+2.5+2.5+7.1 | 0.99 | 1.65 | 1.65 | 4.70 | --- | 3.41 | 9.00 | 9.96 | 0.68 | 2.68 | 3.46 | 3.0 | 11.9 | 15.4 | 98 | 3.36 | A | 1340 | A++ | 6.38 | 9.00 | 494 |
| | 1.5+2.5+3.5+3.5 | 1.16 | 1.93 | 2.70 | 2.70 | --- | 3.02 | 8.47 | 9.13 | 0.61 | 2.75 | 3.22 | 2.7 | 12.2 | 14.3 | 98 | 3.08 | B | 1375 | A++ | 6.20 | 8.47 | 479 |
| | 1.5+2.5+3.5+4.2 | 1.12 | 1.86 | 2.61 | 3.13 | --- | 3.13 | 8.72 | 9.32 | 0.64 | 2.95 | 3.36 | 2.8 | 13.1 | 14.9 | 98 | 2.96 | C | 1475 | A++ | 6.16 | 8.72 | 496 |
| | 1.5+2.5+3.5+5.0 | 1.08 | 1.80 | 2.52 | 3.60 | --- | 3.24 | 9.00 | 9.49 | 0.64 | 3.04 | 3.39 | 2.8 | 13.5 | 15.0 | 98 | 2.96 | C | 1520 | A++ | 6.12 | 9.00 | 515 |
| | 1.5+2.5+3.5+6.0 | 1.00 | 1.67 | 2.33 | 4.00 | --- | 3.39 | 9.00 | 9.95 | 0.68 | 2.75 | 3.46 | 3.0 | 12.2 | 15.4 | 98 | 3.27 | A | 1375 | A++ | 6.30 | 9.00 | 500 |
| | 1.5+2.5+3.5+7.1 | 0.92 | 1.54 | 2.16 | 4.38 | --- | 3.55 | 9.00 | 9.97 | 0.71 | 2.68 | 3.46 | 3.1 | 11.9 | 15.4 | 98 | 3.36 | A | 1340 | A++ | 6.32 | 9.00 | 499 |
| | 1.5+2.5+4.2+4.2 | 1.08 | 1.81 | 3.03 | 3.03 | --- | 3.23 | 8.96 | 9.33 | 0.64 | 3.09 | 3.36 | 2.8 | 13.7 | 14.9 | 98 | 2.90 | C | 1545 | A++ | 6.14 | 8.96 | 511 |
| | 1.5+2.5+4.2+5.0 | 1.02 | 1.70 | 2.86 | 3.41 | --- | 3.35 | 9.00 | 9.50 | 0.68 | 3.04 | 3.39 | 3.0 | 13.5 | 15.0 | 98 | 2.96 | C | 1520 | A++ | 6.12 | 9.00 | 515 |
| | 1.5+2.5+4.2+6.0 | 0.95 | 1.58 | 2.66 | 3.80 | --- | 3.49 | 9.00 | 9.96 | 0.68 | 2.81 | 3.46 | 3.0 | 12.5 | 15.4 | 98 | 3.20 | A | 1405 | A++ | 6.32 | 9.00 | 499 |
| | 1.5+2.5+4.2+7.1 | 0.88 | 1.47 | 2.47 | 4.18 | --- | 3.66 | 9.00 | 10.47 | 0.71 | 2.75 | 4.09 | 3.1 | 12.2 | 18.1 | 98 | 3.27 | A | 1375 | A++ | 6.32 | 9.00 | 499 |
| | 1.5+2.5+5.0+5.0 | 0.96 | 1.60 | 3.20 | 3.20 | --- | 3.23 | 8.96 | 9.33 | 0.64 | 3.09 | 3.36 | 2.8 | 13.7 | 14.9 | 98 | 2.90 | C | 1545 | A++ | 6.12 | 9.00 | 515 |
| | 1.5+2.5+5.0+6.0 | 0.90 | 1.50 | 3.00 | 3.60 | --- | 3.35 | 9.00 | 9.50 | 0.68 | 3.04 | 3.39 | 3.0 | 13.5 | 15.0 | 98 | 2.96 | C | 1520 | A++ | 6.30 | 9.00 | 500 |
| | 1.5+3.5+3.5+3.5 | 1.10 | 2.57 | 2.57 | 2.57 | --- | 3.17 | 8.82 | 9.32 | 0.64 | 3.02 | 3.36 | 2.8 | 13.4 | 14.9 | 98 | 2.92 | C | 1510 | A+ | 6.07 | 8.82 | 509 |
| | 1.5+3.5+3.5+4.2 | 1.06 | 2.48 | 2.48 | 2.98 | --- | 3.27 | 9.00 | 9.33 | 0.68 | 3.15 | 3.36 | 3.0 | 14.0 | 14.9 | 98 | 2.86 | C | 1575 | A+ | 6.08 | 9.00 | 518 |
| | 1.5+3.5+3.5+5.0 | 1.00 | 2.33 | 2.33 | 3.33 | --- | 3.39 | 9.00 | 9.50 | 0.68 | 3.04 | 3.39 | 3.0 | 13.5 | 15.0 | 98 | 2.96 | C | 1520 | A+ | 6.08 | 9.00 | 518 |
| | 1.5+3.5+3.5+6.0 | 0.93 | 2.17 | 2.17 | 3.72 | --- | 3.54 | 9.00 | 9.96 | 0.68 | 2.75 | 3.46 | 3.0 | 12.2 | 15.4 | 98 | 3.27 | A | 1375 | A++ | 6.25 | 9.00 | 505 |
| | 1.5+3.5+3.5+7.1 | 0.87 | 2.02 | 2.02 | 4.10 | --- | 3.70 | 9.00 | 10.50 | 0.71 | 2.75 | 4.17 | 3.1 | 12.2 | 18.5 | 98 | 3.27 | A | 1375 | A++ | 6.26 | 9.00 | 504 |
| | 1.5+3.5+4.2+4.2 | 1.01 | 2.35 | 2.82 | 2.82 | --- | 3.38 | 9.00 | 9.33 | 0.68 | 3.16 | 3.37 | 3.0 | 14.0 | 15.0 | 98 | 2.85 | C | 1580 | A++ | 6.12 | 9.00 | 515 |
| | 1.5+3.5+4.2+5.0 | 0.95 | 2.22 | 2.66 | 3.17 | --- | 3.49 | 9.00 | 9.51 | 0.71 | 3.04 | 3.39 | 3.1 | 13.5 | 15.0 | 98 | 2.96 | C | 1520 | A+ | 6.08 | 9.00 | 518 |
| | 1.5+3.5+4.2+6.0 | 0.89 | 2.07 | 2.49 | 3.55 | --- | 3.64 | 9.00 | 10.47 | 0.71 | 2.82 | 4.17 | 3.1 | 12.5 | 18.5 | 98 | 3.19 | B | 1410 | A++ | 6.25 | 9.00 | 504 |
| | 1.5+3.5+5.0+5.0 | 0.90 | 2.10 | 3.00 | 3.00 | --- | 3.61 | 9.00 | 10.26 | 0.71 | 2.92 | 4.19 | 3.1 | 13.0 | 18.6 | 98 | 3.08 | B | 1460 | A+ | 6.08 | 9.00 | 518 |
| | 1.5+4.2+4.2+4.2 | 0.96 | 2.68 | 2.68 | 2.68 | --- | 3.48 | 9.00 | 9.34 | 0.71 | 3.16 | 3.37 | 3.1 | 14.0 | 15.0 | 98 | 2.85 | C | 1580 | A++ | 6.13 | 9.00 | 514 |
| | 1.5+4.2+4.2+5.0 | 0.91 | 2.54 | 2.54 | 3.02 | --- | 3.60 | 9.00 | 10.09 | 0.71 | 3.04 | 4.15 | 3.1 | 13.5 | 18.4 | 98 | 2.96 | C | 1520 | A++ | 6.12 | 9.00 | 515 |
| | 2.0+2.0+2.0+2.0 | 1.86 | 1.86 | 1.86 | 1.86 | --- | 2.58 | 7.44 | 7.96 | 0.54 | 2.04 | 2.32 | 2.4 | 9.1 | 10.3 | 98 | 3.65 | A | 1020 | A++ | 6.45 | 7.44 | 404 |
| | 2.0+2.0+2.0+2.5 | 1.79 | 1.79 | 1.79 | 2.22 | --- | 2.66 | 7.59 | 8.25 | 0.54 | 2.09 | 2.50 | 2.4 | 9.3 | 11.1 | 98 | 3.63 | A | 1045 | A++ | 6.42 | 7.59 | 415 |
| | 2.0+2.0+2.0+3.5 | 1.67 | 1.67 | 1.67 | 2.93 | --- | 2.80 | 7.94 | 8.78 | 0.58 | 2.32 | 2.82 | 2.6 | 10.3 | 12.5 | 98 | 3.42 | A | 1160 | A++ | 6.37 | 7.94 | 437 |
| | 2.0+2.0+2.0+4.2 | 1.61 | 1.61 | 1.61 | 3.36 | --- | 2.91 | 8.19 | 9.12 | 0.61 | 2.63 | 3.22 | 2.7 | 11.7 | 14.3 | 98 | 3.11 | B | 1315 | A++ | 6.33 | 8.19 | 453 |
| | 2.0+2.0+2.0+5.0 | 1.54 | 1.54 | 1.54 | 3.85 | --- | 3.02 | 8.47 | 9.30 | 0.61 | 2.71 | 3.25 | 2.7 | 12.0 | 14.4 | 98 | 3.13 | B | 1355 | A++ | 6.27 | 8.47 | 473 |
| | 2.0+2.0+2.0+6.0 | 1.47 | 1.47 | 1.47 | 4.41 | --- | 3.17 | 8.82 | 9.81 | 0.65 | 2.68 | 3.38 | 2.9 | 11.9 | 15.0 | 98 | 3.29 | A | 1340 | A++ | 6.41 | 8.82 | 482 |
| | 2.0+2.0+2.0+7.1 | 1.37 | 1.37 | 1.37 | 4.89 | --- | 3.33 | 9.00 | 9.96 | 0.65 | 2.82 | 3.46 | 2.9 | 12.5 | 15.4 | 98 | 3.19 | B | 1410 | A++ | 6.39 | 9.00 | 493 |
| | 2.0+2.0+2.5+2.5 | 1.73 | 1.73 | 2.16 | 2.16 | --- | 2.73 | 7.78 | 8.53 | 0.58 | 2.21 | 2.69 | 2.6 | 9.8 | 11.9 | 98 | 3.52 | A | 1105 | A++ | 6.43 | 7.78 | 424 |
| | 2.0+2.0+2.5+3.5 | 1.62 | 1.62 | 2.03 | 2.85 | --- | 2.88 | 8.12 | 9.03 | 0.58 | 2.56 | 3.22 | 2.6 | 11.4 | 14.3 | 98 | 3.17 | B | 1280 | A++ | 6.35 | 8.12 | 448 |
| | 2.0+2.0+2.5+4.2 | 1.56 | 1.56 | 1.96 | 3.29 | --- | 2.98 | 8.37 | 9.13 | 0.61 | 2.69 | 3.22 | 2.7 | 11.9 | 14.3 | 98 | 3.11 | B | 1345 | A++ | 6.31 | 8.37 | 465 |
| | 2.0+2.0+2.5+5.0 | 1.50 | 1.50 | 1.88 | 3.77 | --- | 3.10 | 8.65 | 9.49 | 0.64 | 2.84 | 3.39 | 2.8 | 12.6 | 15.0 | 98 | 3.05 | B | 1420 | A++ | 6.24 | 8.65 | 486 |
| | 2.0+2.0+2.5+6.0 | 1.44 | 1.44 | 1.80 | 4.32 | --- | 3.24 | 9.00 | 9.94 | 0.65 | 2.81 | 3.46 | 2.9 | 12.5 | 15.4 | 98 | 3.20 | A | 1405 | A++ | 6.38 | 9.00 | 494 |
| | 2.0+2.0+2.5+7.1 | 1.32 | 1.32 | 1.65 | 4.71 | --- | 3.41 | 9.00 | 9.96 | 0.68 | 2.82 | 3.46 | 3.0 | 12.5 | 15.4 | 98 | 3.19 | B | 1410 | A++ | 6.39 | 9.00 | 493 |
| | 2.0+2.0+3.5+3.5 | 1.54 | 1.54 | 2.70 | 2.70 | --- | 3.02 | 8.48 | 9.13 | 0.61 | 2.82 | 3.22 | 2.7 | 12.5 | 14.3 | 98 | 3.01 | B | 1410 | A++ | 6.23 | 8.48 | 477 |
| | 2.0+2.0+3.5+4.2 | 1.49 | 1.49 | 2.61 | 3.13 | --- | 3.13 | 8.72 | 9.32 | 0.64 | 2.95 | 3.36 | 2.8 | 13.1 | 14.9 | 98 | 2.96 | C | 1475 | A++ | 6.22 | 8.72 | 491 |
| | 2.0+2.0+3.5+5.0 | 1.44 | 1.44 | 2.52 | 3.60 | --- | 3.24 | 9.00 | 9.49 | 0.64 | 3.04 | 3.39 | 2.8 | 13.5 | 15.0 | 98 | 2.96 | C | 1520 | A++ | 6.18 | 9.00 | 510 |
| | 2.0+2.0+3.5+6.0 | 1.33 | 1.33 | 2.34 | 4.00 | --- | 3.39 | 9.00 | 9.95 | 0.68 | 2.75 | 3.46 | 3.0 | 12.2 | 15.4 | 98 | 3.27 | A | 1375 | A++ | 6.32 | 9.00 | 499 |
| | 2.0+2.0+3.5+7.1 | 1.23 | 1.23 | 2.16 | 4.38 | --- | 3.55 | 9.00 | 9.97 | 0.71 | 2.68 | 3.46 | 3.1 | 11.9 | 15.4 | 98 | 3.36 | A | 1340 | A++ | 6.32 | 9.00 | 499 |
| | 2.0+2.0+4.2+4.2 | 1.45 | 1.45 | 3.03 | 3.03 | --- | 3.23 | 8.96 | 9.33 | 0.64 | 3.09 | 3.36 | 2.8 | 13.7 | 14.9 | 98 | 2.90 | C | 1545 | A++ | 6.19 | 8.96 | 507 |
| | 2.0+2.0+4.2+5.0 | 1.36 | 1.36 | 2.87 | 3.41 | --- | 3.35 | 9.00 | 9.50 | 0.68 | 3.04 | 3.39 | 3.0 | 13.5 | 15.0 | 98 | 2.96 | C | 1520 | A++ | 6.20 | 9.00 | 509 |
| | 2.0+2.0+4.2+6.0 | 1.27 | 1.27 | 2.66 | 3.80 | --- | 3.49 | 9.00 | 9.96 | 0.68 | 2.81 | 3.46 | 3.0 | 12.5 | 15.4 | 98 | 3.20 | A | 1405 | A++ | 6.32 | 9.00 | 499 |
| | 2.0+2.0+4.2+7.1 | 1.18 | 1.18 | 2.47 | 4.17 | --- | 3.66 | 9.00 | 10.47 | 0.71 | 2.75 | 4.01 | 3.1 | 12.2 | 17.8 | 98 | 3.27 | A | 1375 | A++ | 6.32 | 9.00 | 499 |
| | 2.0+2.0+5.0+5.0 | 1.29 | 1.29 | 3.21 | 3.21 | --- | 3.46 | 9.00 | 9.68 | 0.68 | 2.92 | 3.42 | 3.0 | 13.0 | 15.2 | 98 | 3.08 | B | 1460 | A++ | 6.20 | 9.00 | 509 |

Notes:
1. Cooling capacity is based on 27°CDB/19°CWB (Indoor temperature). 35°CDB (Outdoor temperature).
   Heating capacity is based on 20°CDB (Indoor temperature). 7°CDB/6°CWB (Outdoor temperature).
2. The total ability of connected indoor unit is up to 14.5kW.
3. It is impossible to connect the indoor unit for one room only.
4. The above is the value for connecting with the following indoor units.
   1.5kW: wall mounted CTXS-K series; 2.0, 2.5, 3.5, 4.2, 5.0kW: wall mounted FTXS-K series
   6.0, 7.1 kW class; wall mounted G series

# Combination tables

## Cooling

| Outdoor unit | Indoor unit | Cooling capacity (kW) | | | | | Total capacity (kW) | | | Power input (kW) | | | Total current (A) | | | Power factor (%) | EER | Energy label | AEC (kWh) | Seasonal data | | | |
|---|---|---|---|---|---|---|---|---|---|---|---|---|---|---|---|---|---|---|---|---|---|---|---|
| | | A room | B room | C room | D room | E room | Min. | Nom. | Max. | Min. | Nom. | Max. | Min. | Nom. | Max. | | | | | Label | SEER | Pdesign | AEC |
| 5MXS90E3V3B | 2.0+2.0+5.0+6.0 | 1.20 | 1.20 | 3.00 | 3.60 | --- | 3.61 | 9.00 | 10.45 | 0.71 | 2.70 | 3.88 | 3.1 | 12.0 | 17.2 | 98 | 3.33 | A | 1350 | A++ | 6.32 | 9.00 | 499 |
| | 2.0+2.5+2.5+2.5 | 1.67 | 2.09 | 2.09 | 2.09 | --- | 2.80 | 7.94 | 8.78 | 0.58 | 2.32 | 2.82 | 2.6 | 10.3 | 12.5 | 98 | 3.42 | A | 1160 | A++ | 6.45 | 7.94 | 432 |
| | 2.0+2.5+2.5+3.5 | 1.57 | 1.98 | 1.98 | 2.77 | --- | 2.95 | 8.30 | 9.12 | 0.61 | 2.69 | 3.22 | 2.7 | 11.9 | 14.3 | 98 | 3.09 | B | 1345 | A++ | 6.29 | 8.30 | 462 |
| | 2.0+2.5+2.5+4.2 | 1.53 | 1.91 | 1.91 | 3.19 | --- | 3.05 | 8.54 | 9.31 | 0.61 | 2.82 | 3.36 | 2.7 | 12.5 | 14.9 | 98 | 3.03 | B | 1410 | A++ | 6.28 | 8.54 | 476 |
| | 2.0+2.5+2.5+5.0 | 1.46 | 1.84 | 1.84 | 3.68 | --- | 3.17 | 8.82 | 9.49 | 0.64 | 2.90 | 3.39 | 2.8 | 12.9 | 15.0 | 98 | 3.04 | B | 1450 | A++ | 6.22 | 8.82 | 497 |
| | 2.0+2.5+2.5+6.0 | 1.39 | 1.73 | 1.73 | 4.15 | --- | 3.32 | 9.00 | 9.94 | 0.65 | 2.75 | 3.46 | 2.9 | 12.2 | 15.4 | 98 | 3.27 | A | 1375 | A++ | 6.39 | 9.00 | 494 |
| | 2.0+2.5+2.5+7.1 | 1.27 | 1.60 | 1.60 | 4.53 | --- | 3.48 | 9.00 | 9.96 | 0.68 | 2.68 | 3.46 | 3.0 | 11.9 | 15.4 | 98 | 3.36 | A | 1340 | A++ | 6.39 | 9.00 | 493 |
| | 2.0+2.5+3.5+3.5 | 1.50 | 1.89 | 2.63 | 2.63 | --- | 3.10 | 8.65 | 9.31 | 0.64 | 2.88 | 3.36 | 2.8 | 12.8 | 14.9 | 98 | 3.00 | B | 1440 | A++ | 6.22 | 8.65 | 487 |
| | 2.0+2.5+3.5+4.2 | 1.46 | 1.82 | 2.55 | 3.06 | --- | 3.20 | 8.89 | 9.32 | 0.64 | 3.08 | 3.36 | 2.8 | 13.7 | 14.9 | 98 | 2.89 | C | 1540 | A++ | 6.20 | 8.89 | 502 |
| | 2.0+2.5+3.5+5.0 | 1.39 | 1.73 | 2.42 | 3.46 | --- | 3.32 | 9.00 | 9.49 | 0.68 | 3.04 | 3.39 | 3.0 | 13.5 | 15.0 | 98 | 2.96 | C | 1520 | A++ | 6.20 | 9.00 | 509 |
| | 2.0+2.5+3.5+6.0 | 1.28 | 1.61 | 2.25 | 3.86 | --- | 3.46 | 9.00 | 9.95 | 0.68 | 2.75 | 3.46 | 3.0 | 12.2 | 15.4 | 98 | 3.27 | A | 1375 | A++ | 6.32 | 9.00 | 499 |
| | 2.0+2.5+3.5+7.1 | 1.19 | 1.49 | 2.09 | 4.23 | --- | 3.63 | 9.00 | 10.42 | 0.71 | 2.68 | 4.01 | 3.1 | 11.9 | 17.8 | 98 | 3.36 | A | 1340 | A++ | 6.32 | 9.00 | 499 |
| | 2.0+2.5+4.2+4.2 | 1.40 | 1.74 | 2.93 | 2.93 | --- | 3.30 | 9.00 | 9.33 | 0.68 | 3.15 | 3.36 | 3.0 | 14.0 | 14.9 | 98 | 2.86 | C | 1575 | A++ | 6.20 | 9.00 | 508 |
| | 2.0+2.5+4.2+5.0 | 1.32 | 1.64 | 2.76 | 3.28 | --- | 3.42 | 9.00 | 9.50 | 0.68 | 3.04 | 3.39 | 3.0 | 13.5 | 15.0 | 98 | 2.96 | C | 1520 | A++ | 6.20 | 9.00 | 509 |
| | 2.0+2.5+4.2+6.0 | 1.23 | 1.53 | 2.57 | 3.67 | --- | 3.57 | 9.00 | 10.41 | 0.71 | 2.81 | 4.00 | 3.1 | 12.5 | 17.7 | 98 | 3.20 | A | 1405 | A++ | 6.33 | 9.00 | 498 |
| | 2.0+2.5+5.0+5.0 | 1.25 | 1.55 | 3.10 | 3.10 | --- | 3.54 | 9.00 | 9.68 | 0.71 | 2.92 | 3.42 | 3.1 | 13.0 | 15.2 | 98 | 3.08 | B | 1460 | A++ | 6.20 | 9.00 | 509 |
| | 2.0+2.5+5.0+6.0 | 1.17 | 1.45 | 2.90 | 3.48 | --- | 3.69 | 9.00 | 10.49 | 0.71 | 2.70 | 3.96 | 3.1 | 12.0 | 17.6 | 98 | 3.33 | A | 1350 | A++ | 6.32 | 9.00 | 499 |
| | 2.0+3.5+3.5+3.5 | 1.44 | 2.52 | 2.52 | 2.52 | --- | 3.24 | 9.00 | 9.32 | 0.68 | 3.15 | 3.36 | 3.0 | 14.0 | 14.9 | 98 | 2.86 | C | 1575 | A++ | 6.14 | 9.00 | 514 |
| | 2.0+3.5+3.5+4.2 | 1.36 | 2.39 | 2.39 | 2.86 | --- | 3.35 | 9.00 | 9.33 | 0.68 | 3.15 | 3.36 | 3.0 | 14.0 | 14.9 | 98 | 2.86 | C | 1575 | A++ | 6.14 | 9.00 | 514 |
| | 2.0+3.5+3.5+5.0 | 1.29 | 2.25 | 2.25 | 3.21 | --- | 3.46 | 9.00 | 9.50 | 0.71 | 3.04 | 3.39 | 3.1 | 13.5 | 15.0 | 98 | 2.96 | C | 1520 | A++ | 6.14 | 9.00 | 514 |
| | 2.0+3.5+3.5+6.0 | 1.20 | 2.10 | 2.10 | 3.60 | --- | 3.61 | 9.00 | 10.40 | 0.71 | 2.75 | 4.01 | 3.1 | 12.2 | 17.8 | 98 | 3.27 | A | 1375 | A++ | 6.26 | 9.00 | 504 |
| | 2.0+3.5+4.2+4.2 | 1.29 | 2.27 | 2.72 | 2.72 | --- | 3.45 | 9.00 | 9.33 | 0.71 | 3.16 | 3.37 | 3.1 | 14.0 | 15.0 | 98 | 2.85 | C | 1580 | A++ | 6.15 | 9.00 | 513 |
| | 2.0+3.5+4.2+5.0 | 1.23 | 2.14 | 2.57 | 3.06 | --- | 3.57 | 9.00 | 10.00 | 0.71 | 3.04 | 3.99 | 3.1 | 13.5 | 17.7 | 98 | 2.96 | C | 1520 | A++ | 6.14 | 9.00 | 513 |
| | 2.0+3.5+5.0+5.0 | 1.17 | 2.03 | 2.90 | 2.90 | --- | 3.69 | 9.00 | 10.26 | 0.75 | 2.92 | 4.19 | 3.3 | 13.0 | 18.6 | 98 | 3.08 | B | 1460 | A++ | 6.14 | 9.00 | 514 |
| | 2.0+4.2+4.2+4.2 | 1.23 | 2.59 | 2.59 | 2.59 | --- | 3.55 | 9.00 | 9.34 | 0.71 | 3.16 | 3.37 | 3.1 | 14.0 | 15.0 | 98 | 2.85 | C | 1580 | A++ | 6.15 | 9.00 | 513 |
| | 2.0+4.2+4.2+5.0 | 1.18 | 2.45 | 2.45 | 2.92 | --- | 3.67 | 9.00 | 10.01 | 0.75 | 3.04 | 3.99 | 3.3 | 13.5 | 17.7 | 98 | 2.96 | C | 1520 | A++ | 6.15 | 9.00 | 513 |
| | 2.5+2.5+2.5+2.5 | 2.03 | 2.03 | 2.03 | 2.03 | --- | 2.88 | 8.12 | 9.03 | 0.58 | 2.56 | 3.22 | 2.6 | 11.4 | 14.3 | 98 | 3.17 | B | 1280 | A++ | 6.43 | 8.12 | 443 |
| | 2.5+2.5+2.5+3.5 | 1.93 | 1.93 | 1.93 | 2.68 | --- | 3.02 | 8.47 | 9.12 | 0.61 | 2.82 | 3.22 | 2.7 | 12.5 | 14.3 | 98 | 3.00 | B | 1410 | A++ | 6.29 | 8.47 | 472 |
| | 2.5+2.5+2.5+4.2 | 1.87 | 1.86 | 1.86 | 3.13 | --- | 3.13 | 8.72 | 9.31 | 0.64 | 2.95 | 3.36 | 2.8 | 13.1 | 14.9 | 98 | 2.96 | C | 1475 | A++ | 6.29 | 8.72 | 486 |
| | 2.5+2.5+2.5+5.0 | 1.80 | 1.80 | 1.80 | 3.60 | --- | 3.24 | 9.00 | 9.49 | 0.64 | 3.04 | 3.39 | 2.8 | 13.5 | 15.0 | 98 | 2.96 | C | 1520 | A++ | 6.21 | 9.00 | 508 |
| | 2.5+2.5+2.5+6.0 | 1.67 | 1.67 | 1.67 | 3.99 | --- | 3.39 | 9.00 | 9.94 | 0.68 | 2.75 | 3.46 | 3.0 | 12.2 | 15.4 | 98 | 3.27 | A | 1375 | A++ | 6.39 | 9.00 | 493 |
| | 2.5+2.5+2.5+7.1 | 1.54 | 1.54 | 1.54 | 4.38 | --- | 3.55 | 9.00 | 9.96 | 0.71 | 2.68 | 3.46 | 3.1 | 11.9 | 15.4 | 98 | 3.36 | A | 1340 | A++ | 6.39 | 9.00 | 493 |
| | 2.5+2.5+3.5+3.5 | 1.84 | 1.84 | 2.57 | 2.57 | --- | 3.17 | 8.82 | 9.31 | 0.64 | 3.02 | 3.36 | 2.8 | 13.4 | 14.9 | 98 | 2.92 | C | 1510 | A++ | 6.22 | 8.82 | 497 |
| | 2.5+2.5+3.5+4.2 | 1.77 | 1.77 | 2.48 | 2.98 | --- | 3.27 | 9.00 | 9.32 | 0.68 | 3.15 | 3.36 | 3.0 | 14.0 | 14.9 | 98 | 2.86 | C | 1575 | A++ | 6.20 | 9.00 | 509 |
| | 2.5+2.5+3.5+5.0 | 1.67 | 1.67 | 2.33 | 3.33 | --- | 3.39 | 9.00 | 9.49 | 0.68 | 3.04 | 3.39 | 3.0 | 13.5 | 15.0 | 98 | 2.96 | C | 1520 | A++ | 6.20 | 9.00 | 509 |
| | 2.5+2.5+3.5+6.0 | 1.55 | 1.55 | 2.18 | 3.72 | --- | 3.54 | 9.00 | 9.95 | 0.71 | 2.75 | 3.46 | 3.1 | 12.2 | 15.4 | 98 | 3.27 | A | 1375 | A++ | 6.32 | 9.00 | 499 |
| | 2.5+2.5+3.5+7.1 | 1.44 | 1.44 | 2.02 | 4.10 | --- | 3.70 | 9.00 | 10.42 | 0.71 | 2.68 | 4.01 | 3.1 | 11.9 | 17.8 | 98 | 3.36 | A | 1340 | A++ | 6.32 | 9.00 | 499 |
| | 2.5+2.5+4.2+4.2 | 1.68 | 1.68 | 2.82 | 2.82 | --- | 3.38 | 9.00 | 9.33 | 0.68 | 3.15 | 3.36 | 3.0 | 14.0 | 14.9 | 98 | 2.86 | C | 1575 | A++ | 6.20 | 9.00 | 508 |
| | 2.5+2.5+4.2+5.0 | 1.58 | 1.58 | 2.67 | 3.17 | --- | 3.49 | 9.00 | 9.50 | 0.71 | 3.04 | 3.39 | 3.1 | 13.5 | 15.0 | 98 | 2.96 | C | 1520 | A++ | 6.20 | 9.00 | 508 |
| | 2.5+2.5+4.2+6.0 | 1.48 | 1.48 | 2.49 | 3.55 | --- | 3.64 | 9.00 | 10.47 | 0.71 | 2.81 | 4.00 | 3.1 | 12.5 | 17.7 | 98 | 3.20 | A | 1405 | A++ | 6.32 | 9.00 | 499 |
| | 2.5+2.5+5.0+5.0 | 1.50 | 1.50 | 3.00 | 3.00 | --- | 3.61 | 9.00 | 10.25 | 0.71 | 2.92 | 4.18 | 3.1 | 13.0 | 18.5 | 98 | 3.08 | B | 1460 | A++ | 6.20 | 9.00 | 509 |
| | 2.5+3.5+3.5+3.5 | 1.74 | 2.42 | 2.42 | 2.42 | --- | 3.32 | 9.00 | 9.34 | 0.68 | 3.15 | 3.36 | 3.0 | 14.0 | 14.9 | 98 | 2.86 | C | 1575 | A++ | 6.14 | 9.00 | 514 |
| | 2.5+3.5+3.5+4.2 | 1.64 | 2.30 | 2.30 | 2.76 | --- | 3.42 | 9.00 | 9.33 | 0.71 | 3.15 | 3.36 | 3.1 | 14.0 | 14.9 | 98 | 2.86 | C | 1575 | A++ | 6.14 | 9.00 | 513 |
| | 2.5+3.5+3.5+5.0 | 1.56 | 2.17 | 2.17 | 3.10 | --- | 3.54 | 9.00 | 9.50 | 0.71 | 3.04 | 3.39 | 3.1 | 13.5 | 15.0 | 98 | 2.96 | C | 1520 | A++ | 6.14 | 9.00 | 514 |
| | 2.5+3.5+3.5+6.0 | 1.46 | 2.03 | 2.03 | 3.48 | --- | 3.69 | 9.00 | 10.40 | 0.71 | 2.75 | 4.01 | 3.1 | 12.2 | 17.8 | 98 | 3.27 | A | 1375 | A++ | 6.26 | 9.00 | 504 |
| | 2.5+3.5+4.2+4.2 | 1.56 | 2.18 | 2.63 | 2.63 | --- | 3.52 | 9.00 | 9.33 | 0.71 | 3.16 | 3.37 | 3.1 | 14.0 | 15.0 | 98 | 2.85 | C | 1580 | A++ | 6.15 | 9.00 | 513 |
| | 2.5+3.5+4.2+5.0 | 1.48 | 2.07 | 2.49 | 2.96 | --- | 3.64 | 9.00 | 10.00 | 0.75 | 3.04 | 3.99 | 3.3 | 13.5 | 17.7 | 98 | 2.96 | C | 1520 | A++ | 6.15 | 9.00 | 513 |
| | 2.5+4.2+4.2+4.2 | 1.50 | 2.50 | 2.50 | 2.50 | --- | 3.63 | 9.00 | 9.83 | 0.75 | 3.16 | 3.95 | 3.3 | 14.0 | 17.5 | 98 | 2.85 | C | 1580 | A++ | 6.15 | 9.00 | 513 |
| | 3.5+3.5+3.5+3.5 | 2.25 | 2.25 | 2.25 | 2.25 | --- | 3.46 | 9.00 | 9.32 | 0.71 | 3.15 | 3.36 | 3.1 | 14.0 | 14.9 | 98 | 2.86 | C | 1575 | A+ | 6.08 | 9.00 | 518 |
| | 3.5+3.5+3.5+4.2 | 2.14 | 2.14 | 2.14 | 2.58 | --- | 3.57 | 9.00 | 9.82 | 0.75 | 3.16 | 3.95 | 3.3 | 14.0 | 17.5 | 98 | 2.85 | C | 1580 | A+ | 6.08 | 9.00 | 518 |
| | 3.5+3.5+3.5+5.0 | 2.03 | 2.03 | 2.03 | 2.91 | --- | 3.69 | 9.00 | 9.95 | 0.75 | 3.04 | 3.91 | 3.3 | 13.5 | 17.3 | 98 | 2.96 | C | 1520 | A+ | 6.08 | 9.00 | 518 |
| | 3.5+3.5+4.2+4.2 | 2.05 | 2.05 | 2.45 | 2.45 | --- | 3.67 | 9.00 | 9.83 | 0.75 | 3.16 | 3.95 | 3.3 | 14.0 | 17.5 | 98 | 2.85 | C | 1580 | A+ | 6.08 | 9.00 | 518 |
| | 1.5+1.5+1.5+1.5 | 1.45 | 1.45 | 1.45 | 1.45 | 1.45 | 2.51 | 7.24 | 7.64 | 0.52 | 1.79 | 2.01 | 2.3 | 7.9 | 8.9 | 98 | 4.04 | A | 895 | A++ | 6.39 | 7.24 | 397 |
| | 1.5+1.5+1.5+2.0 | 1.39 | 1.39 | 1.39 | 1.39 | 1.86 | 2.58 | 7.42 | 7.96 | 0.52 | 1.90 | 2.18 | 2.3 | 8.4 | 9.7 | 98 | 3.91 | A | 950 | A++ | 6.40 | 7.42 | 407 |
| | 1.5+1.5+1.5+2.5 | 1.34 | 1.34 | 1.34 | 1.34 | 2.23 | 2.66 | 7.59 | 8.25 | 0.55 | 2.01 | 2.36 | 2.4 | 8.9 | 10.5 | 98 | 3.78 | A | 1005 | A++ | 6.41 | 7.59 | 415 |
| | 1.5+1.5+1.5+3.5 | 1.25 | 1.25 | 1.25 | 1.25 | 2.93 | 2.80 | 7.94 | 8.78 | 0.58 | 2.18 | 2.68 | 2.6 | 9.7 | 11.9 | 98 | 3.64 | A | 1090 | A++ | 6.29 | 7.94 | 442 |
| | 1.5+1.5+1.5+4.2 | 1.20 | 1.20 | 1.20 | 1.20 | 3.37 | 2.91 | 8.19 | 9.12 | 0.58 | 2.30 | 2.88 | 2.6 | 10.2 | 12.8 | 98 | 3.56 | A | 1150 | A++ | 6.29 | 8.19 | 456 |
| | 1.5+1.5+1.5+5.0 | 1.16 | 1.16 | 1.16 | 1.16 | 3.85 | 3.02 | 8.47 | 9.45 | 0.61 | 2.37 | 2.97 | 2.7 | 10.5 | 13.2 | 98 | 3.57 | A | 1185 | A++ | 6.29 | 8.47 | 472 |
| | 1.5+1.5+1.5+6.0 | 1.10 | 1.10 | 1.10 | 1.10 | 4.41 | 3.17 | 8.82 | 9.81 | 0.62 | 2.40 | 3.02 | 2.8 | 10.6 | 13.4 | 98 | 3.68 | A | 1200 | A++ | 6.27 | 8.82 | 493 |
| | 1.5+1.5+1.5+7.1 | 1.03 | 1.03 | 1.03 | 1.03 | 4.88 | 3.33 | 9.00 | 10.12 | 0.65 | 2.47 | 3.17 | 2.9 | 11.0 | 14.1 | 98 | 3.64 | A | 1235 | A++ | 6.25 | 9.00 | 505 |
| | 1.5+1.5+2.0+2.0 | 1.34 | 1.34 | 1.34 | 1.79 | 1.79 | 2.66 | 7.59 | 8.25 | 0.55 | 2.01 | 2.36 | 2.4 | 8.9 | 10.5 | 98 | 3.78 | A | 1005 | A++ | 6.42 | 7.59 | 414 |
| | 1.5+1.5+2.0+2.5 | 1.30 | 1.30 | 1.30 | 1.73 | 2.16 | 2.73 | 7.77 | 8.53 | 0.55 | 2.06 | 2.49 | 2.4 | 9.1 | 11.0 | 98 | 3.77 | A | 1030 | A++ | 6.42 | 7.78 | 425 |
| | 1.5+1.5+2.0+3.5 | 1.22 | 1.22 | 1.22 | 1.62 | 2.84 | 2.88 | 8.12 | 9.03 | 0.58 | 2.24 | 2.81 | 2.6 | 9.9 | 12.5 | 98 | 3.63 | A | 1120 | A++ | 6.31 | 8.12 | 451 |
| | 1.5+1.5+2.0+4.2 | 1.17 | 1.17 | 1.17 | 1.56 | 3.29 | 2.98 | 8.37 | 9.33 | 0.58 | 2.42 | 3.02 | 2.6 | 10.7 | 13.4 | 98 | 3.46 | A | 1210 | A++ | 6.31 | 8.37 | 465 |
| | 1.5+1.5+2.0+5.0 | 1.13 | 1.13 | 1.13 | 1.50 | 3.76 | 3.10 | 8.65 | 9.64 | 0.61 | 2.50 | 3.12 | 2.7 | 11.1 | 13.8 | 98 | 3.46 | A | 1250 | A++ | 6.27 | 8.65 | 483 |
| | 1.5+1.5+2.0+6.0 | 1.08 | 1.08 | 1.08 | 1.44 | 4.32 | 3.24 | 9.00 | 9.96 | 0.62 | 2.46 | 3.09 | 2.8 | 10.9 | 13.7 | 98 | 3.66 | A | 1230 | A++ | 6.25 | 9.00 | 505 |
| | 1.5+1.5+2.0+7.1 | 0.99 | 0.99 | 0.99 | 1.32 | 4.70 | 3.41 | 9.00 | 10.23 | 0.65 | 2.47 | 3.33 | 2.9 | 11.0 | 14.8 | 98 | 3.64 | A | 1235 | A++ | 6.25 | 9.00 | 505 |
| | 1.5+1.5+2.5+2.5 | 1.25 | 1.25 | 1.25 | 2.09 | 2.09 | 2.80 | 7.94 | 8.78 | 0.58 | 2.18 | 2.68 | 2.6 | 9.7 | 11.9 | 98 | 3.64 | A | 1090 | A++ | 6.39 | 7.94 | 436 |
| | 1.5+1.5+2.5+3.5 | 1.19 | 1.19 | 1.19 | 1.98 | 2.77 | 2.95 | 8.30 | 9.25 | 0.58 | 2.36 | 2.95 | 2.6 | 10.5 | 13.1 | 98 | 3.52 | A | 1180 | A++ | 6.31 | 8.30 | 461 |
| | 1.5+1.5+2.5+4.2 | 1.14 | 1.14 | 1.14 | 1.91 | 3.20 | 3.05 | 8.54 | 9.53 | 0.61 | 2.49 | 3.17 | 2.7 | 11.0 | 14.1 | 98 | 3.43 | A | 1245 | A++ | 6.30 | 8.54 | 475 |
| | 1.5+1.5+2.5+5.0 | 1.10 | 1.10 | 1.10 | 1.84 | 3.68 | 3.17 | 8.82 | 9.81 | 0.61 | 2.56 | 3.26 | 2.7 | 11.4 | 14.5 | 98 | 3.45 | A | 1280 | A++ | 6.24 | 8.82 | 495 |
| | 1.5+1.5+2.5+6.0 | 1.04 | 1.04 | 1.04 | 1.73 | 4.15 | 3.32 | 9.00 | 10.09 | 0.65 | 2.46 | 3.17 | 2.9 | 10.9 | 14.1 | 98 | 3.66 | A | 1230 | A++ | 6.25 | 9.00 | 505 |
| | 1.5+1.5+2.5+7.1 | 0.96 | 0.96 | 0.96 | 1.60 | 4.53 | 3.48 | 9.00 | 10.32 | 0.65 | 2.47 | 3.33 | 2.9 | 11.0 | 14.8 | 98 | 3.64 | A | 1235 | A++ | 6.25 | 9.00 | 505 |
| | 1.5+1.5+3.5+3.5 | 1.13 | 1.13 | 1.13 | 2.63 | 2.63 | 3.10 | 8.65 | 9.64 | 0.61 | 2.55 | 3.24 | 2.7 | 11.3 | 14.4 | 98 | 3.39 | A | 1275 | A++ | 6.20 | 8.65 | 489 |
| | 1.5+1.5+3.5+4.2 | 1.09 | 1.09 | 1.09 | 2.55 | 3.06 | 3.20 | 8.89 | 9.87 | 0.65 | 2.68 | 3.39 | 2.9 | 11.9 | 15.0 | 98 | 3.32 | A | 1340 | A++ | 6.18 | 8.89 | 504 |
| | 1.5+1.5+3.5+5.0 | 1.04 | 1.04 | 1.04 | 2.42 | 3.46 | 3.32 | 9.00 | 10.09 | 0.65 | 2.70 | 3.49 | 2.9 | 12.0 | 15.5 | 98 | 3.33 | A | 1350 | A++ | 6.18 | 9.00 | 511 |
| | 1.5+1.5+3.5+6.0 | 0.96 | 0.96 | 0.96 | 2.25 | 3.86 | 3.46 | 9.00 | 10.31 | 0.65 | 2.46 | 3.32 | 2.9 | 10.9 | 14.7 | 98 | 3.66 | A | 1230 | A++ | 6.18 | 9.00 | 510 |
| | 1.5+1.5+3.5+7.1 | 0.89 | 0.89 | 0.89 | 2.09 | 4.23 | 3.63 | 9.00 | 10.46 | 0.68 | 2.47 | 3.48 | 3.0 | 11.0 | 15.4 | 98 | 3.64 | A | 1235 | A++ | 6.18 | 9.00 | 511 |
| | 1.5+1.5+4.2+4.2 | 1.05 | 1.05 | 1.05 | 2.93 | 2.93 | 3.30 | 9.00 | 9.99 | 0.65 | 2.75 | 3.47 | 2.9 | 12.2 | 15.4 | 98 | 3.27 | A | 1375 | A++ | 6.18 | 9.00 | 510 |
| | 1.5+1.5+4.2+5.0 | 0.99 | 0.99 | 0.99 | 2.76 | 3.28 | 3.42 | 9.00 | 10.16 | 0.68 | 2.70 | 3.49 | 3.0 | 12.0 | 15.5 | 98 | 3.33 | A | 1350 | A++ | 6.18 | 9.00 | 510 |
| | 1.5+1.5+4.2+6.0 | 0.92 | 0.92 | 0.92 | 2.57 | 3.67 | 3.57 | 9.00 | 10.41 | 0.68 | 2.47 | 3.40 | 3.0 | 11.0 | 15.1 | 98 | 3.64 | A | 1235 | A++ | 6.18 | 9.00 | 510 |
| | 1.5+1.5+5.0+5.0 | 0.93 | 0.93 | 0.93 | 3.10 | 3.10 | 3.54 | 9.00 | 10.34 | 0.68 | 2.58 | 3.52 | 3.0 | 11.4 | 15.6 | 98 | 3.49 | A | 1290 | A++ | 6.18 | 9.00 | 511 |
| | 1.5+1.5+5.0+6.0 | 0.87 | 0.87 | 0.87 | 2.90 | 3.48 | 3.69 | 9.00 | 10.49 | 0.68 | 2.41 | 3.35 | 3.0 | 10.7 | 14.9 | 98 | 3.73 | A | 1205 | A++ | 6.18 | 9.00 | 510 |

Notes:
1. Cooling capacity is based on 27°CDB/19°CWB (Indoor temperature). 35°CDB (Outdoor temperature).
   Heating capacity is based on 20°CDB (Indoor temperature). 7°CDB/6°CWB (Outdoor temperature).
2. The total ability of connected indoor unit is up to 14.5kW.
3. It is impossible to connect the indoor unit for one room only.
4. The above is the value for connecting with the following indoor units.
   1.5kW: wall mounted CTXS-K series; 2.0, 2.5, 3.5, 4.2, 5.0kW: wall mounted FTXS-K series
   6.0, 7.1 kW class; wall mounted G series

# Combination tables

## Cooling

| Outdoor unit | Indoor unit | Cooling capacity (kW) | | | | | Total capacity (kW) | | | Power input (kW) | | | Total current (A) | | | Power factor (%) | EER | Energy label | AEC (kWh) | Seasonal data | | | |
|---|---|---|---|---|---|---|---|---|---|---|---|---|---|---|---|---|---|---|---|---|---|---|---|
| | | A room | B room | C room | D room | E room | Min. | Nom. | Max. | Min. | Nom. | Max. | Min. | Nom. | Max. | | | | | Label | SEER | Pdesign | AEC |
| 5MXS90E3V3B | 1.5+1.5+2.0+2.0+2.0 | 1.30 | 1.30 | 1.73 | 1.73 | 1.73 | 2.73 | 7.77 | 8.53 | 0.55 | 2.06 | 2.49 | 2.4 | 9.1 | 11.0 | 98 | 3.77 | A | 1030 | A++ | 6,42 | 7,78 | 424 |
| | 1.5+1.5+2.0+2.0+2.5 | 1.25 | 1.25 | 1.67 | 1.67 | 2.09 | 2.80 | 7.94 | 8.78 | 0.58 | 2.18 | 2.68 | 2.6 | 9.7 | 11.9 | 98 | 3.64 | A | 1090 | A++ | 6,39 | 7,94 | 435 |
| | 1.5+1.5+2.0+2.0+3.5 | 1.19 | 1.19 | 1.58 | 1.58 | 2.77 | 2.95 | 8.30 | 9.25 | 0.58 | 2.36 | 2.95 | 2.6 | 10.5 | 13.1 | 98 | 3.52 | A | 1180 | A++ | 6,32 | 8,30 | 460 |
| | 1.5+1.5+2.0+2.0+4.2 | 1.14 | 1.14 | 1.53 | 1.53 | 3.20 | 3.05 | 8.54 | 9.53 | 0.61 | 2.49 | 3.17 | 2.7 | 11.0 | 14.1 | 98 | 3.43 | A | 1245 | A++ | 6,31 | 8,54 | 474 |
| | 1.5+1.5+2.0+2.0+5.0 | 1.10 | 1.10 | 1.47 | 1.47 | 3.68 | 3.17 | 8.82 | 9.81 | 0.61 | 2.56 | 3.26 | 2.7 | 11.4 | 14.5 | 98 | 3.45 | A | 1280 | A++ | 6,25 | 8,82 | 495 |
| | 1.5+1.5+2.0+2.0+6.0 | 1.04 | 1.04 | 1.38 | 1.38 | 4.15 | 3.32 | 9.00 | 10.09 | 0.65 | 2.46 | 3.17 | 2.9 | 10.9 | 14.1 | 98 | 3.66 | A | 1230 | A++ | 6,24 | 9,00 | 505 |
| | 1.5+1.5+2.0+2.0+7.1 | 0.96 | 0.96 | 1.28 | 1.28 | 4.53 | 3.48 | 9.00 | 10.32 | 0.65 | 2.47 | 3.33 | 2.9 | 11.0 | 14.8 | 98 | 3.64 | A | 1235 | A++ | 6,24 | 9,00 | 506 |
| | 1.5+1.5+2.0+2.5+2.5 | 1.22 | 1.22 | 1.62 | 2.03 | 2.03 | 2.88 | 8.12 | 9.03 | 0.58 | 2.24 | 2.81 | 2.6 | 9.9 | 12.5 | 98 | 3.63 | A | 1120 | A++ | 6,39 | 8,12 | 445 |
| | 1.5+1.5+2.0+2.5+3.5 | 1.16 | 1.16 | 1.54 | 1.93 | 2.70 | 3.02 | 8.47 | 9.45 | 0.61 | 2.49 | 3.09 | 2.7 | 11.0 | 13.7 | 98 | 3.40 | A | 1245 | A++ | 6,30 | 8,47 | 471 |
| | 1.5+1.5+2.0+2.5+4.2 | 1.12 | 1.12 | 1.49 | 1.86 | 3.13 | 3.13 | 8.72 | 9.71 | 0.61 | 2.62 | 3.31 | 2.7 | 11.6 | 14.7 | 98 | 3.33 | A | 1310 | A++ | 6,29 | 8,72 | 486 |
| | 1.5+1.5+2.0+2.5+5.0 | 1.08 | 1.08 | 1.44 | 1.80 | 3.60 | 3.24 | 9.00 | 9.96 | 0.65 | 2.70 | 3.41 | 2.9 | 12.0 | 15.1 | 98 | 3.33 | A | 1350 | A++ | 6,25 | 9,00 | 505 |
| | 1.5+1.5+2.0+2.5+6.0 | 1.00 | 1.00 | 1.33 | 1.67 | 4.00 | 3.39 | 9.00 | 10.21 | 0.65 | 2.46 | 3.32 | 2.9 | 10.9 | 14.7 | 98 | 3.66 | A | 1230 | A++ | 6,24 | 9,00 | 505 |
| | 1.5+1.5+2.0+2.5+7.1 | 0.92 | 0.92 | 1.23 | 1.54 | 4.38 | 3.55 | 9.00 | 10.40 | 0.68 | 2.47 | 3.40 | 3.0 | 11.0 | 15.1 | 98 | 3.64 | A | 1235 | A++ | 6,24 | 9,00 | 506 |
| | 1.5+1.5+2.0+3.5+3.5 | 1.10 | 1.10 | 1.47 | 2.57 | 2.57 | 3.17 | 8.82 | 9.81 | 0.61 | 2.68 | 3.39 | 2.7 | 11.9 | 15.0 | 98 | 3.29 | A | 1340 | A++ | 6,20 | 8,82 | 498 |
| | 1.5+1.5+2.0+3.5+4.2 | 1.06 | 1.06 | 1.42 | 2.48 | 2.98 | 3.27 | 9.00 | 9.98 | 0.65 | 2.75 | 3.46 | 2.9 | 12.2 | 15.4 | 98 | 3.27 | A | 1375 | A++ | 6,18 | 9,00 | 510 |
| | 1.5+1.5+2.0+3.5+5.0 | 1.00 | 1.00 | 1.33 | 2.33 | 3.33 | 3.39 | 9.00 | 10.16 | 0.65 | 2.70 | 3.49 | 2.9 | 12.0 | 15.5 | 98 | 3.33 | A | 1350 | A++ | 6,18 | 9,00 | 510 |
| | 1.5+1.5+2.0+3.5+6.0 | 0.93 | 0.93 | 1.24 | 2.17 | 3.72 | 3.54 | 9.00 | 10.38 | 0.68 | 2.46 | 3.40 | 3.0 | 10.9 | 15.1 | 98 | 3.66 | A | 1230 | A++ | 6,18 | 9,00 | 511 |
| | 1.5+1.5+2.0+3.5+7.1 | 0.87 | 0.87 | 1.15 | 2.02 | 4.10 | 3.70 | 9.00 | 10.50 | 0.71 | 2.47 | 3.48 | 3.1 | 11.0 | 15.4 | 98 | 3.64 | A | 1235 | A++ | 6,17 | 9,00 | 511 |
| | 1.5+1.5+2.0+4.2+4.2 | 1.01 | 1.01 | 1.34 | 2.82 | 2.82 | 3.38 | 9.00 | 9.99 | 0.68 | 2.75 | 3.47 | 3.0 | 12.2 | 15.4 | 98 | 3.27 | A | 1375 | A++ | 6,18 | 9,00 | 510 |
| | 1.5+1.5+2.0+4.2+5.0 | 0.95 | 0.95 | 1.27 | 2.66 | 3.17 | 3.49 | 9.00 | 10.16 | 0.68 | 2.70 | 3.49 | 3.0 | 12.0 | 15.5 | 98 | 3.33 | A | 1350 | A++ | 6,18 | 9,00 | 510 |
| | 1.5+1.5+2.0+4.2+6.0 | 0.89 | 0.89 | 1.18 | 2.49 | 3.55 | 3.64 | 9.00 | 10.47 | 0.68 | 2.47 | 3.48 | 3.0 | 11.0 | 15.4 | 98 | 3.64 | A | 1235 | A++ | 6,17 | 9,00 | 511 |
| | 1.5+1.5+2.0+5.0+5.0 | 0.90 | 0.90 | 1.20 | 3.00 | 3.00 | 3.61 | 9.00 | 10.45 | 0.68 | 2.58 | 3.68 | 3.0 | 11.4 | 16.3 | 98 | 3.49 | A | 1290 | A++ | 6,18 | 9,00 | 510 |
| | 1.5+1.5+2.5+2.5+2.5 | 1.19 | 1.19 | 1.98 | 1.98 | 1.98 | 2.95 | 8.30 | 9.25 | 0.58 | 2.36 | 2.95 | 2.6 | 10.5 | 13.1 | 98 | 3.52 | A | 1180 | A++ | 6,39 | 8,30 | 455 |
| | 1.5+1.5+2.5+2.5+3.5 | 1.13 | 1.13 | 1.88 | 1.88 | 2.63 | 3.10 | 8.65 | 9.64 | 0.61 | 2.55 | 3.24 | 2.7 | 11.3 | 14.4 | 98 | 3.39 | A | 1275 | A++ | 6,30 | 8,65 | 481 |
| | 1.5+1.5+2.5+2.5+4.2 | 1.09 | 1.09 | 1.82 | 1.82 | 3.06 | 3.20 | 8.89 | 9.87 | 0.65 | 2.68 | 3.39 | 2.9 | 11.9 | 15.0 | 98 | 3.32 | A | 1340 | A++ | 6,24 | 8,89 | 499 |
| | 1.5+1.5+2.5+2.5+5.0 | 1.04 | 1.04 | 1.73 | 1.73 | 3.46 | 3.32 | 9.00 | 10.09 | 0.65 | 2.70 | 3.49 | 2.9 | 12.0 | 15.5 | 98 | 3.33 | A | 1350 | A++ | 6,25 | 9,00 | 505 |
| | 1.5+1.5+2.5+2.5+6.0 | 0.96 | 0.96 | 1.61 | 1.61 | 3.86 | 3.46 | 9.00 | 10.31 | 0.65 | 2.46 | 3.40 | 2.9 | 10.9 | 15.1 | 98 | 3.66 | A | 1230 | A++ | 6,24 | 9,00 | 505 |
| | 1.5+1.5+2.5+2.5+7.1 | 0.89 | 0.89 | 1.49 | 1.49 | 4.23 | 3.63 | 9.00 | 10.46 | 0.68 | 2.47 | 3.48 | 3.0 | 11.0 | 15.4 | 98 | 3.64 | A | 1235 | A++ | 6,24 | 9,00 | 506 |
| | 1.5+1.5+2.5+3.5+3.5 | 1.08 | 1.08 | 1.80 | 2.52 | 2.52 | 3.24 | 9.00 | 9.96 | 0.65 | 2.82 | 3.46 | 2.9 | 12.5 | 15.4 | 98 | 3.19 | B | 1410 | A++ | 6,18 | 9,00 | 510 |
| | 1.5+1.5+2.5+3.5+4.2 | 1.02 | 1.02 | 1.70 | 2.39 | 2.86 | 3.35 | 9.00 | 9.98 | 0.65 | 2.75 | 3.46 | 2.9 | 12.2 | 15.4 | 98 | 3.27 | A | 1375 | A++ | 6,18 | 9,00 | 510 |
| | 1.5+1.5+2.5+3.5+5.0 | 0.96 | 0.96 | 1.61 | 2.25 | 3.21 | 3.46 | 9.00 | 10.16 | 0.68 | 2.70 | 3.49 | 3.0 | 12.0 | 15.5 | 98 | 3.33 | A | 1350 | A++ | 6,18 | 9,00 | 510 |
| | 1.5+1.5+2.5+3.5+6.0 | 0.90 | 0.90 | 1.50 | 2.10 | 3.60 | 3.61 | 9.00 | 10.45 | 0.68 | 2.46 | 3.48 | 3.0 | 10.9 | 15.4 | 98 | 3.66 | A | 1230 | A++ | 6,17 | 9,00 | 511 |
| | 1.5+1.5+2.5+4.2+4.2 | 0.97 | 0.97 | 1.62 | 2.72 | 2.72 | 3.45 | 9.00 | 9.99 | 0.68 | 2.75 | 3.47 | 3.0 | 12.2 | 15.4 | 98 | 3.27 | A | 1375 | A++ | 6,18 | 9,00 | 510 |
| | 1.5+1.5+2.5+4.2+5.0 | 0.92 | 0.92 | 1.53 | 2.57 | 3.06 | 3.57 | 9.00 | 10.41 | 0.68 | 2.70 | 3.81 | 3.0 | 12.0 | 16.9 | 98 | 3.33 | A | 1350 | A++ | 6,18 | 9,00 | 510 |
| | 1.5+1.5+2.5+5.0+5.0 | 0.87 | 0.87 | 1.45 | 2.90 | 2.90 | 3.69 | 9.00 | 10.49 | 0.71 | 2.58 | 3.68 | 3.1 | 11.4 | 16.3 | 98 | 3.49 | A | 1290 | A++ | 6,18 | 9,00 | 510 |
| | 1.5+1.5+3.5+3.5+3.5 | 1.00 | 1.00 | 2.33 | 2.33 | 2.33 | 3.39 | 9.00 | 9.98 | 0.68 | 2.82 | 3.46 | 3.0 | 12.5 | 15.4 | 98 | 3.19 | B | 1410 | A++ | 6,12 | 9,00 | 515 |
| | 1.5+1.5+3.5+3.5+4.2 | 0.95 | 0.95 | 2.22 | 2.22 | 2.66 | 3.49 | 9.00 | 9.99 | 0.68 | 2.75 | 3.47 | 3.0 | 12.2 | 15.4 | 98 | 3.27 | A | 1375 | A++ | 6,12 | 9,00 | 515 |
| | 1.5+1.5+3.5+3.5+5.0 | 0.90 | 0.90 | 2.10 | 2.10 | 3.00 | 3.61 | 9.00 | 10.45 | 0.71 | 2.70 | 3.80 | 3.1 | 12.0 | 16.9 | 98 | 3.33 | A | 1350 | A++ | 6,12 | 9,00 | 515 |
| | 1.5+1.5+3.5+4.2+4.2 | 0.91 | 0.91 | 2.11 | 2.54 | 2.54 | 3.60 | 9.00 | 10.44 | 0.71 | 2.75 | 4.01 | 3.1 | 12.2 | 17.8 | 98 | 3.27 | A | 1375 | A++ | 6,12 | 9,00 | 515 |
| | 1.5+2.0+2.0+2.0+2.0 | 1.25 | 1.67 | 1.67 | 1.67 | 1.67 | 2.80 | 7.94 | 8.78 | 0.58 | 2.18 | 2.68 | 2.6 | 9.7 | 11.9 | 98 | 3.64 | A | 1090 | A++ | 6,41 | 7,94 | 434 |
| | 1.5+2.0+2.0+2.0+2.5 | 1.22 | 1.62 | 1.62 | 1.62 | 2.03 | 2.88 | 8.12 | 9.03 | 0.58 | 2.24 | 2.81 | 2.6 | 9.9 | 12.5 | 98 | 3.63 | A | 1120 | A++ | 6,39 | 8,12 | 445 |
| | 1.5+2.0+2.0+2.0+3.5 | 1.16 | 1.54 | 1.54 | 1.54 | 2.70 | 3.02 | 8.47 | 9.45 | 0.61 | 2.49 | 3.09 | 2.7 | 11.0 | 13.7 | 98 | 3.40 | A | 1245 | A++ | 6,32 | 8,47 | 470 |
| | 1.5+2.0+2.0+2.0+4.2 | 1.12 | 1.49 | 1.49 | 1.49 | 3.13 | 3.13 | 8.72 | 9.71 | 0.61 | 2.62 | 3.31 | 2.7 | 11.6 | 14.7 | 98 | 3.33 | A | 1310 | A++ | 6,29 | 8,72 | 486 |
| | 1.5+2.0+2.0+2.0+5.0 | 1.08 | 1.44 | 1.44 | 1.44 | 3.60 | 3.24 | 9.00 | 9.96 | 0.65 | 2.70 | 3.41 | 2.9 | 12.0 | 15.1 | 98 | 3.33 | A | 1350 | A++ | 6,24 | 9,00 | 505 |
| | 1.5+2.0+2.0+2.0+6.0 | 1.00 | 1.33 | 1.33 | 1.33 | 4.00 | 3.39 | 9.00 | 10.21 | 0.65 | 2.46 | 3.32 | 2.9 | 10.9 | 14.7 | 98 | 3.66 | A | 1230 | A++ | 6,24 | 9,00 | 506 |
| | 1.5+2.0+2.0+2.0+7.1 | 0.92 | 1.23 | 1.23 | 1.23 | 4.38 | 3.55 | 9.00 | 10.40 | 0.68 | 2.47 | 3.40 | 3.0 | 11.0 | 15.1 | 98 | 3.64 | A | 1235 | A++ | 6,23 | 9,00 | 506 |
| | 1.5+2.0+2.0+2.5+2.5 | 1.19 | 1.58 | 1.58 | 1.98 | 1.98 | 2.95 | 8.30 | 9.25 | 0.58 | 2.36 | 2.95 | 2.6 | 10.5 | 13.1 | 98 | 3.52 | A | 1180 | A++ | 6,39 | 8,30 | 455 |
| | 1.5+2.0+2.0+2.5+3.5 | 1.13 | 1.50 | 1.50 | 1.88 | 2.63 | 3.10 | 8.65 | 9.64 | 0.61 | 2.55 | 3.24 | 2.7 | 11.3 | 14.4 | 98 | 3.39 | A | 1275 | A++ | 6,30 | 8,65 | 481 |
| | 1.5+2.0+2.0+2.5+4.2 | 1.09 | 1.46 | 1.46 | 1.82 | 3.06 | 3.20 | 8.89 | 9.87 | 0.65 | 2.68 | 3.39 | 2.9 | 11.9 | 15.0 | 98 | 3.32 | A | 1340 | A++ | 6,24 | 8,89 | 499 |
| | 1.5+2.0+2.0+2.5+5.0 | 1.04 | 1.38 | 1.38 | 1.73 | 3.46 | 3.32 | 9.00 | 10.09 | 0.65 | 2.70 | 3.49 | 2.9 | 12.0 | 15.5 | 98 | 3.33 | A | 1350 | A++ | 6,25 | 9,00 | 505 |
| | 1.5+2.0+2.0+2.5+6.0 | 0.96 | 1.29 | 1.29 | 1.61 | 3.86 | 3.46 | 9.00 | 10.31 | 0.65 | 2.46 | 3.40 | 2.9 | 10.9 | 15.1 | 98 | 3.66 | A | 1230 | A++ | 6,23 | 9,00 | 506 |
| | 1.5+2.0+2.0+2.5+7.1 | 0.89 | 1.19 | 1.19 | 1.49 | 4.23 | 3.63 | 9.00 | 10.46 | 0.68 | 2.47 | 3.48 | 3.0 | 11.0 | 15.4 | 98 | 3.64 | A | 1235 | A++ | 6,23 | 9,00 | 506 |
| | 1.5+2.0+2.0+3.5+3.5 | 1.08 | 1.44 | 1.44 | 2.52 | 2.52 | 3.24 | 9.00 | 9.96 | 0.65 | 2.82 | 3.46 | 2.9 | 12.5 | 15.4 | 98 | 3.19 | B | 1410 | A++ | 6,18 | 9,00 | 510 |
| | 1.5+2.0+2.0+3.5+4.2 | 1.02 | 1.36 | 1.36 | 2.39 | 2.86 | 3.35 | 9.00 | 9.98 | 0.65 | 2.75 | 3.46 | 2.9 | 12.2 | 15.4 | 98 | 3.27 | A | 1375 | A++ | 6,18 | 9,00 | 510 |
| | 1.5+2.0+2.0+3.5+5.0 | 0.96 | 1.29 | 1.29 | 2.25 | 3.21 | 3.46 | 9.00 | 10.16 | 0.68 | 2.70 | 3.49 | 3.0 | 12.0 | 15.5 | 98 | 3.33 | A | 1350 | A++ | 6,18 | 9,00 | 510 |
| | 1.5+2.0+2.0+3.5+6.0 | 0.90 | 1.20 | 1.20 | 2.10 | 3.60 | 3.61 | 9.00 | 10.45 | 0.68 | 2.46 | 3.48 | 3.0 | 10.9 | 15.4 | 98 | 3.66 | A | 1230 | A++ | 6,17 | 9,00 | 511 |
| | 1.5+2.0+2.0+4.2+4.2 | 0.97 | 1.29 | 1.29 | 2.72 | 2.72 | 3.45 | 9.00 | 9.99 | 0.68 | 2.75 | 3.47 | 3.0 | 12.2 | 15.4 | 98 | 3.27 | A | 1375 | A++ | 6,18 | 9,00 | 510 |
| | 1.5+2.0+2.0+4.2+5.0 | 0.92 | 1.22 | 1.22 | 2.57 | 3.06 | 3.57 | 9.00 | 10.41 | 0.68 | 2.70 | 3.81 | 3.0 | 12.0 | 16.9 | 98 | 3.33 | A | 1350 | A++ | 6,18 | 9,00 | 510 |
| | 1.5+2.0+2.0+5.0+5.0 | 0.87 | 1.16 | 1.16 | 2.90 | 2.90 | 3.69 | 9.00 | 10.49 | 0.71 | 2.58 | 3.68 | 3.1 | 11.4 | 16.3 | 98 | 3.49 | A | 1290 | A++ | 6,18 | 9,00 | 510 |
| | 1.5+2.0+2.5+2.5+2.5 | 1.16 | 1.54 | 1.93 | 1.93 | 1.93 | 3.02 | 8.47 | 9.45 | 0.61 | 2.49 | 3.09 | 2.7 | 11.0 | 13.7 | 98 | 3.40 | A | 1245 | A++ | 6,39 | 8,47 | 465 |
| | 1.5+2.0+2.5+2.5+3.5 | 1.10 | 1.47 | 1.84 | 1.84 | 2.57 | 3.17 | 8.82 | 9.81 | 0.61 | 2.68 | 3.39 | 2.7 | 11.9 | 15.0 | 98 | 3.29 | A | 1340 | A++ | 6,27 | 8,82 | 493 |
| | 1.5+2.0+2.5+2.5+4.2 | 1.06 | 1.42 | 1.77 | 1.77 | 2.98 | 3.27 | 9.00 | 9.97 | 0.65 | 2.82 | 3.46 | 2.9 | 12.5 | 15.4 | 98 | 3.19 | B | 1410 | A++ | 6,25 | 9,00 | 505 |
| | 1.5+2.0+2.5+2.5+5.0 | 1.00 | 1.33 | 1.67 | 1.67 | 3.33 | 3.39 | 9.00 | 10.15 | 0.65 | 2.70 | 3.49 | 2.9 | 12.0 | 15.5 | 98 | 3.33 | A | 1350 | A++ | 6,25 | 9,00 | 505 |
| | 1.5+2.0+2.5+2.5+6.0 | 0.93 | 1.24 | 1.55 | 1.55 | 3.72 | 3.54 | 9.00 | 10.38 | 0.68 | 2.46 | 3.40 | 3.0 | 10.9 | 15.1 | 98 | 3.66 | A | 1230 | A++ | 6,23 | 9,00 | 506 |
| | 1.5+2.0+2.5+2.5+7.1 | 0.87 | 1.15 | 1.44 | 1.44 | 4.10 | 3.70 | 9.00 | 10.50 | 0.71 | 2.47 | 3.48 | 3.1 | 11.0 | 15.4 | 98 | 3.64 | A | 1235 | A++ | 6,23 | 9,00 | 506 |
| | 1.5+2.0+2.5+3.5+3.5 | 1.04 | 1.38 | 1.73 | 2.42 | 2.42 | 3.32 | 9.00 | 9.97 | 0.65 | 2.82 | 3.46 | 2.9 | 12.5 | 15.4 | 98 | 3.19 | B | 1410 | A++ | 6,18 | 9,00 | 510 |
| | 1.5+2.0+2.5+3.5+4.2 | 0.99 | 1.31 | 1.64 | 2.30 | 2.76 | 3.42 | 9.00 | 9.98 | 0.68 | 2.75 | 3.46 | 3.0 | 12.2 | 15.4 | 98 | 3.27 | A | 1375 | A++ | 6,18 | 9,00 | 510 |
| | 1.5+2.0+2.5+3.5+5.0 | 0.93 | 1.24 | 1.55 | 2.17 | 3.10 | 3.54 | 9.00 | 10.16 | 0.68 | 2.70 | 3.49 | 3.0 | 12.0 | 15.5 | 98 | 3.33 | A | 1350 | A++ | 6,18 | 9,00 | 510 |
| | 1.5+2.0+2.5+3.5+6.0 | 0.87 | 1.16 | 1.45 | 2.03 | 3.48 | 3.69 | 9.00 | 10.49 | 0.71 | 2.46 | 3.48 | 3.1 | 10.9 | 15.4 | 98 | 3.66 | A | 1230 | A++ | 6,17 | 9,00 | 511 |
| | 1.5+2.0+2.5+4.2+4.2 | 0.94 | 1.25 | 1.56 | 2.63 | 2.63 | 3.52 | 9.00 | 9.99 | 0.68 | 2.75 | 3.47 | 3.0 | 12.2 | 15.4 | 98 | 3.27 | A | 1375 | A++ | 6,18 | 9,00 | 510 |
| | 1.5+2.0+2.5+4.2+5.0 | 0.89 | 1.18 | 1.48 | 2.49 | 2.96 | 3.64 | 9.00 | 10.47 | 0.71 | 2.70 | 3.89 | 3.1 | 12.0 | 17.3 | 98 | 3.33 | A | 1350 | A++ | 6,18 | 9,00 | 510 |
| | 1.5+2.0+3.5+3.5+3.5 | 0.96 | 1.29 | 2.25 | 2.25 | 2.25 | 3.46 | 9.00 | 9.98 | 0.68 | 2.82 | 3.46 | 3.0 | 12.5 | 15.4 | 98 | 3.19 | B | 1410 | A++ | 6,12 | 9,00 | 515 |
| | 1.5+2.0+3.5+3.5+4.2 | 0.92 | 1.22 | 2.14 | 2.14 | 2.57 | 3.57 | 9.00 | 10.41 | 0.71 | 2.75 | 4.01 | 3.1 | 12.2 | 17.8 | 98 | 3.27 | A | 1375 | A++ | 6,12 | 9,00 | 515 |
| | 1.5+2.0+3.5+3.5+5.0 | 0.87 | 1.16 | 2.03 | 2.03 | 2.90 | 3.69 | 9.00 | 10.49 | 0.71 | 2.70 | 3.88 | 3.1 | 12.0 | 17.2 | 98 | 3.33 | A | 1350 | A++ | 6,12 | 9,00 | 515 |
| | 1.5+2.0+3.5+4.2+4.2 | 0.88 | 1.17 | 2.05 | 2.45 | 2.45 | 3.67 | 9.00 | 10.48 | 0.71 | 2.75 | 4.09 | 3.1 | 12.2 | 18.1 | 98 | 3.27 | A | 1375 | A++ | 6,12 | 9,00 | 515 |
| | 1.5+2.5+2.5+2.5+2.5 | 1.13 | 1.88 | 1.88 | 1.88 | 1.88 | 3.10 | 8.65 | 9.64 | 0.61 | 2.55 | 3.24 | 2.7 | 11.3 | 14.4 | 98 | 3.39 | A | 1275 | A++ | 6,37 | 8,65 | 476 |
| | 1.5+2.5+2.5+2.5+3.5 | 1.08 | 1.80 | 1.80 | 1.80 | 2.52 | 3.24 | 9.00 | 9.96 | 0.65 | 2.81 | 3.46 | 2.9 | 12.5 | 15.4 | 98 | 3.20 | A | 1405 | A++ | 6,25 | 9,00 | 505 |
| | 1.5+2.5+2.5+2.5+4.2 | 1.02 | 1.70 | 1.70 | 1.70 | 2.86 | 3.35 | 9.00 | 9.97 | 0.65 | 2.82 | 3.46 | 2.9 | 12.5 | 15.4 | 98 | 3.19 | B | 1410 | A++ | 6,25 | 9,00 | 505 |
| | 1.5+2.5+2.5+2.5+5.0 | 0.96 | 1.61 | 1.61 | 1.61 | 3.21 | 3.46 | 9.00 | 10.15 | 0.68 | 2.70 | 3.49 | 3.0 | 12.0 | 15.5 | 98 | 3.33 | A | 1350 | A++ | 6,25 | 9,00 | 505 |
| | 1.5+2.5+2.5+2.5+6.0 | 0.90 | 1.50 | 1.50 | 1.50 | 3.60 | 3.61 | 9.00 | 10.45 | 0.68 | 2.46 | 3.48 | 3.0 | 10.9 | 15.4 | 98 | 3.66 | A | 1230 | A++ | 6,23 | 9,00 | 506 |
| | 1.5+2.5+2.5+3.5+3.5 | 1.00 | 1.67 | 1.67 | 2.33 | 2.33 | 3.39 | 9.00 | 9.97 | 0.68 | 2.82 | 3.46 | 3.0 | 12.5 | 15.4 | 98 | 3.19 | B | 1410 | A++ | 6,18 | 9,00 | 510 |
| | 1.5+2.5+2.5+3.5+4.2 | 0.95 | 1.58 | 1.58 | 2.22 | 2.66 | 3.49 | 9.00 | 9.98 | 0.68 | 2.75 | 3.46 | 3.0 | 12.2 | 15.4 | 98 | 3.27 | A | 1375 | A++ | 6,18 | 9,00 | 510 |
| | 1.5+2.5+2.5+3.5+5.0 | 0.90 | 1.50 | 1.50 | 2.10 | 3.00 | 3.61 | 9.00 | 10.45 | 0.71 | 2.70 | 3.80 | 3.1 | 12.0 | 16.9 | 98 | 3.33 | A | 1350 | A++ | 6,18 | 9,00 | 510 |

Notes:
1. Cooling capacity is based on 27°CDB/19°CWB (Indoor temperature). 35°CDB (Outdoor temperature).
   Heating capacity is based on 20°CDB (Indoor temperature). 7°CDB/6°CWB (Outdoor temperature).
2. The total ability of connected indoor unit is up to 14.5kW.
3. It is impossible to connect the indoor unit for one room only.
4. The above is the value for connecting with the following indoor units.
   1.5kW: wall mounted CTXS-K series; 2.0, 2.5, 3.5, 4.2, 5.0kW: wall mounted FTXS-K series
   6.0, 7.1 kW class; wall mounted G series

# Combination tables

## Cooling

| Outdoor unit | Indoor unit | Cooling capacity (kW) | | | | | Total capacity (kW) | | | Power input (kW) | | | Total current (A) | | | Power factor (%) | EER | Energy label | AEC (kWh) | Seasonal data | | | |
|---|---|---|---|---|---|---|---|---|---|---|---|---|---|---|---|---|---|---|---|---|---|---|---|
| | | A room | B room | C room | D room | E room | Min. | Nom. | Max. | Min. | Nom. | Max. | Min. | Nom. | Max. | | | | | Label | SEER | Pdesign | AEC |
| 5MXS90E3V3B | 1542542542542 | 0.91 | 1.51 | 1.51 | 2.54 | 2.54 | 3.60 | 9.00 | 10.44 | 0.71 | 2.75 | 4.09 | 3.1 | 12.2 | 18.1 | 98 | 3.27 | A | 1375 | A++ | 6.18 | 9.00 | 510 |
| 1542542542535 | 0.93 | 1.55 | 2.17 | 2.17 | 2.17 | 3.54 | 9.00 | 9.98 | 0.68 | 2.82 | 3.46 | 3.0 | 12.5 | 15.4 | 98 | 3.19 | B | 1410 | A++ | 6.12 | 9.00 | 515 |
| 1542542542442 | 0.89 | 1.48 | 2.07 | 2.07 | 2.49 | 3.64 | 9.00 | 10.47 | 0.71 | 2.75 | 4.09 | 3.1 | 12.2 | 18.1 | 98 | 3.27 | A | 1375 | A++ | 6.12 | 9.00 | 515 |
| 1542542542435 | 0.87 | 2.03 | 2.03 | 2.03 | 2.03 | 3.69 | 9.00 | 10.49 | 0.71 | 2.75 | 4.17 | 3.1 | 12.2 | 18.5 | 98 | 3.27 | A | 1375 | A+ | 6.06 | 9.00 | 521 |
| 2042042042042 | 1.63 | 1.63 | 1.63 | 1.63 | 1.63 | 2.88 | 8.15 | 9.03 | 0.58 | 2.30 | 2.81 | 2.6 | 10.2 | 12.5 | 98 | 3.54 | A | 1150 | A++ | 6.40 | 8.15 | 446 |
| 2042042042035 | 1.58 | 1.58 | 1.58 | 1.58 | 1.98 | 2.95 | 8.30 | 9.25 | 0.58 | 2.36 | 2.95 | 2.6 | 10.5 | 13.1 | 98 | 3.52 | A | 1180 | A++ | 6.39 | 8.30 | 455 |
| 2042042042035 | 1.50 | 1.50 | 1.50 | 1.50 | 2.65 | 3.10 | 8.65 | 9.64 | 0.61 | 2.55 | 3.24 | 2.7 | 11.3 | 14.4 | 98 | 3.39 | A | 1275 | A++ | 6.30 | 8.65 | 481 |
| 2042042042042 | 1.46 | 1.46 | 1.46 | 1.46 | 3.05 | 3.20 | 8.89 | 9.87 | 0.65 | 2.68 | 3.39 | 2.9 | 11.9 | 15.0 | 98 | 3.32 | A | 1340 | A++ | 6.24 | 8.89 | 499 |
| 2042042042050 | 1.38 | 1.38 | 1.38 | 1.38 | 3.48 | 3.32 | 9.00 | 10.09 | 0.65 | 2.70 | 3.49 | 2.9 | 12.0 | 15.5 | 98 | 3.33 | A | 1350 | A++ | 6.25 | 9.00 | 505 |
| 2042042042060 | 1.29 | 1.29 | 1.29 | 1.29 | 3.84 | 3.46 | 9.00 | 10.31 | 0.65 | 2.50 | 3.40 | 2.9 | 11.1 | 15.1 | 98 | 3.60 | A | 1250 | A++ | 6.23 | 9.00 | 506 |
| 2042042042071 | 1.19 | 1.19 | 1.19 | 1.19 | 4.24 | 3.63 | 9.00 | 10.46 | 0.68 | 2.47 | 3.48 | 3.0 | 11.0 | 15.4 | 98 | 3.64 | A | 1235 | A++ | 6.21 | 9.00 | 508 |
| 2042042042025 | 1.54 | 1.54 | 1.54 | 1.92 | 1.92 | 3.02 | 8.46 | 9.45 | 0.61 | 2.49 | 3.09 | 2.7 | 11.0 | 13.7 | 98 | 3.40 | A | 1245 | A++ | 6.38 | 8.46 | 464 |
| 2042042042035 | 1.47 | 1.47 | 1.47 | 1.84 | 2.57 | 3.17 | 8.82 | 9.81 | 0.61 | 2.68 | 3.39 | 2.7 | 11.9 | 15.0 | 98 | 3.29 | A | 1340 | A++ | 6.27 | 8.82 | 493 |
| 2042042042542 | 1.42 | 1.42 | 1.42 | 1.77 | 2.97 | 3.27 | 9.00 | 9.97 | 0.65 | 2.82 | 3.46 | 2.9 | 12.5 | 15.4 | 98 | 3.19 | B | 1410 | A++ | 6.25 | 9.00 | 505 |
| 2042042042550 | 1.33 | 1.33 | 1.33 | 1.67 | 3.34 | 3.39 | 9.00 | 10.15 | 0.65 | 2.70 | 3.49 | 2.9 | 12.0 | 15.5 | 98 | 3.33 | A | 1350 | A++ | 6.25 | 9.00 | 505 |
| 2042042042560 | 1.24 | 1.24 | 1.24 | 1.55 | 3.73 | 3.54 | 9.00 | 10.38 | 0.68 | 2.50 | 3.40 | 3.0 | 11.1 | 15.1 | 98 | 3.60 | A | 1250 | A++ | 6.22 | 9.00 | 507 |
| 2042042042571 | 1.15 | 1.15 | 1.15 | 1.44 | 4.11 | 3.70 | 9.00 | 10.50 | 0.71 | 2.47 | 3.48 | 3.1 | 11.0 | 15.4 | 98 | 3.64 | A | 1235 | A++ | 6.21 | 9.00 | 508 |
| 2042042042535 | 1.54 | 1.54 | 1.54 | 1.92 | 1.92 | 3.02 | 8.46 | 9.45 | 0.61 | 2.49 | 3.09 | 2.7 | 11.0 | 13.7 | 98 | 3.40 | A | 1245 | A++ | 6.24 | 8.46 | 475 |
| 2042042042542 | 1.31 | 1.31 | 1.31 | 2.31 | 2.76 | 3.42 | 9.00 | 9.98 | 0.68 | 2.75 | 3.46 | 3.0 | 12.2 | 15.4 | 98 | 3.27 | A | 1375 | A++ | 6.18 | 9.00 | 510 |
| 2042042042560 | 1.24 | 1.24 | 1.24 | 2.17 | 3.11 | 3.54 | 9.00 | 10.16 | 0.68 | 2.74 | 3.49 | 3.0 | 12.2 | 15.5 | 98 | 3.28 | A | 1370 | A++ | 6.18 | 9.00 | 510 |
| 2042042042560 | 1.16 | 1.16 | 1.16 | 2.03 | 3.49 | 3.69 | 9.00 | 10.49 | 0.71 | 2.46 | 3.48 | 3.1 | 10.9 | 15.4 | 98 | 3.66 | A | 1230 | A++ | 6.15 | 9.00 | 513 |
| 2042042042542 | 1.24 | 1.24 | 1.24 | 2.64 | 2.64 | 3.52 | 9.00 | 9.99 | 0.68 | 2.75 | 3.47 | 3.0 | 12.2 | 15.4 | 98 | 3.27 | A | 1375 | A++ | 6.18 | 9.00 | 510 |
| 2042042042450 | 1.18 | 1.18 | 1.18 | 2.50 | 2.96 | 3.64 | 9.00 | 10.47 | 0.71 | 2.70 | 3.89 | 3.1 | 12.0 | 17.3 | 98 | 3.33 | A | 1350 | A++ | 6.18 | 9.00 | 510 |
| 2042042042535 | 1.51 | 1.51 | 1.88 | 1.88 | 1.88 | 3.10 | 8.66 | 9.64 | 0.61 | 2.55 | 3.24 | 2.7 | 11.3 | 14.4 | 98 | 3.40 | A | 1275 | A++ | 6.37 | 8.66 | 477 |
| 2042042542542 | 1.44 | 1.44 | 1.80 | 1.80 | 2.52 | 3.24 | 9.00 | 9.96 | 0.65 | 2.82 | 3.46 | 2.9 | 12.5 | 15.4 | 98 | 3.19 | B | 1410 | A++ | 6.25 | 9.00 | 505 |
| 2042042542542 | 1.37 | 1.37 | 1.70 | 1.70 | 2.86 | 3.35 | 9.00 | 9.66 | 0.65 | 2.86 | 3.46 | 2.9 | 12.7 | 15.4 | 98 | 3.15 | B | 1430 | A++ | 6.25 | 9.00 | 505 |
| 2042042542450 | 1.29 | 1.29 | 1.61 | 1.61 | 3.20 | 3.46 | 9.00 | 10.15 | 0.68 | 2.70 | 3.49 | 3.0 | 12.0 | 15.5 | 98 | 3.33 | A | 1350 | A++ | 6.25 | 9.00 | 505 |
| 2042042542460 | 1.20 | 1.20 | 1.50 | 1.50 | 3.60 | 3.61 | 9.00 | 10.45 | 0.68 | 2.46 | 3.48 | 3.0 | 10.9 | 15.4 | 98 | 3.66 | A | 1230 | A++ | 6.22 | 9.00 | 507 |
| 2042042542535 | 1.33 | 1.33 | 1.68 | 2.33 | 2.33 | 3.39 | 9.00 | 9.97 | 0.68 | 2.82 | 3.46 | 3.0 | 12.5 | 15.4 | 98 | 3.19 | B | 1410 | A++ | 6.18 | 9.00 | 510 |
| 2042042542542 | 1.27 | 1.27 | 1.58 | 2.22 | 2.66 | 3.49 | 9.00 | 9.66 | 0.68 | 2.79 | 3.46 | 3.0 | 12.4 | 15.4 | 98 | 3.23 | A | 1395 | A++ | 6.18 | 9.00 | 510 |
| 2042042542450 | 1.20 | 1.20 | 1.50 | 2.10 | 3.00 | 3.61 | 9.00 | 10.45 | 0.71 | 2.70 | 3.80 | 3.1 | 12.0 | 16.9 | 98 | 3.33 | A | 1350 | A++ | 6.18 | 9.00 | 510 |
| 2042042542442 | 1.21 | 1.21 | 1.50 | 2.54 | 2.54 | 3.60 | 9.00 | 10.44 | 0.71 | 2.75 | 4.01 | 3.1 | 12.2 | 17.8 | 98 | 3.27 | A | 1375 | A++ | 6.18 | 9.00 | 510 |
| 2042042542535 | 1.23 | 1.23 | 2.18 | 2.18 | 2.18 | 3.54 | 9.00 | 9.98 | 0.68 | 2.82 | 3.46 | 3.0 | 12.5 | 15.4 | 98 | 3.19 | B | 1410 | A++ | 6.12 | 9.00 | 515 |
| 2042042542542 | 1.18 | 1.18 | 2.07 | 2.07 | 2.50 | 3.64 | 9.00 | 10.47 | 0.71 | 2.75 | 4.01 | 3.1 | 12.2 | 17.8 | 98 | 3.27 | A | 1375 | A++ | 6.12 | 9.00 | 515 |
| 2042542542535 | 1.46 | 1.84 | 1.84 | 1.84 | 1.84 | 3.17 | 8.82 | 9.81 | 0.61 | 2.68 | 3.39 | 2.7 | 11.9 | 15.0 | 98 | 3.29 | A | 1340 | A++ | 6.34 | 8.82 | 488 |
| 2042542542535 | 1.39 | 1.73 | 1.73 | 1.73 | 2.42 | 3.32 | 9.00 | 9.96 | 0.65 | 2.82 | 3.46 | 2.9 | 12.5 | 15.4 | 98 | 3.19 | B | 1410 | A++ | 6.25 | 9.00 | 505 |
| 2042542542542 | 1.32 | 1.64 | 1.64 | 1.64 | 2.76 | 3.42 | 9.00 | 9.97 | 0.68 | 2.82 | 3.46 | 3.0 | 12.5 | 15.4 | 98 | 3.19 | B | 1410 | A++ | 6.25 | 9.00 | 505 |
| 2042542542560 | 1.25 | 1.55 | 1.55 | 1.55 | 3.10 | 3.54 | 9.00 | 10.15 | 0.68 | 2.70 | 3.49 | 3.0 | 12.0 | 15.5 | 98 | 3.33 | A | 1350 | A++ | 6.25 | 9.00 | 505 |
| 2042542542560 | 1.17 | 1.45 | 1.45 | 1.45 | 3.48 | 3.69 | 9.00 | 10.49 | 0.71 | 2.46 | 3.48 | 3.1 | 10.9 | 15.4 | 98 | 3.66 | A | 1230 | A++ | 6.22 | 9.00 | 507 |
| 2042542542535 | 1.28 | 1.61 | 1.61 | 2.25 | 2.25 | 3.46 | 9.00 | 9.97 | 0.68 | 2.82 | 3.46 | 3.0 | 12.5 | 15.4 | 98 | 3.19 | B | 1410 | A++ | 6.18 | 9.00 | 510 |
| 2042542542542 | 1.23 | 1.53 | 1.53 | 2.14 | 2.57 | 3.57 | 9.00 | 10.41 | 0.71 | 2.75 | 4.01 | 3.1 | 12.2 | 17.8 | 98 | 3.27 | A | 1375 | A++ | 6.18 | 9.00 | 510 |
| 2042542542560 | 1.17 | 1.45 | 1.45 | 2.03 | 2.90 | 3.69 | 9.00 | 10.49 | 0.71 | 2.70 | 3.88 | 3.1 | 12.0 | 17.2 | 98 | 3.33 | A | 1350 | A++ | 6.18 | 9.00 | 510 |
| 2042542542442 | 1.18 | 1.46 | 1.46 | 2.45 | 2.45 | 3.64 | 9.00 | 10.47 | 0.71 | 2.75 | 4.01 | 3.1 | 12.2 | 17.8 | 98 | 3.27 | A | 1375 | A++ | 6.18 | 9.00 | 510 |
| 2042542542535 | 1.20 | 1.50 | 2.10 | 2.10 | 2.10 | 3.61 | 9.00 | 10.42 | 0.71 | 2.82 | 4.01 | 3.1 | 12.5 | 17.8 | 98 | 3.19 | B | 1410 | A++ | 6.12 | 9.00 | 515 |
| 2542542542535 | 1.80 | 1.80 | 1.80 | 1.80 | 1.80 | 3.24 | 9.00 | 9.95 | 0.65 | 2.81 | 3.46 | 2.9 | 12.5 | 15.4 | 98 | 3.20 | A | 1405 | A++ | 6.31 | 9.00 | 499 |
| 2542542542535 | 1.67 | 1.67 | 1.67 | 1.67 | 2.32 | 3.39 | 9.00 | 9.96 | 0.68 | 2.75 | 3.46 | 3.0 | 12.2 | 15.4 | 98 | 3.27 | A | 1375 | A++ | 6.25 | 9.00 | 505 |
| 2542542542542 | 1.58 | 1.58 | 1.58 | 1.58 | 2.68 | 3.49 | 9.00 | 9.97 | 0.68 | 2.82 | 3.46 | 3.0 | 12.5 | 15.4 | 98 | 3.19 | B | 1410 | A++ | 6.25 | 9.00 | 505 |
| 2542542542560 | 1.50 | 1.50 | 1.50 | 1.50 | 3.00 | 3.61 | 9.00 | 10.45 | 0.71 | 2.70 | 3.88 | 3.1 | 12.0 | 17.2 | 98 | 3.33 | A | 1350 | A++ | 6.25 | 9.00 | 505 |
| 2542542542535 | 1.56 | 1.56 | 1.56 | 2.16 | 2.16 | 3.54 | 9.00 | 9.97 | 0.68 | 2.82 | 3.46 | 3.0 | 12.5 | 15.4 | 98 | 3.19 | B | 1410 | A++ | 6.18 | 9.00 | 510 |
| 2542542542442 | 1.48 | 1.48 | 1.48 | 2.07 | 2.49 | 3.64 | 9.00 | 10.47 | 0.71 | 2.75 | 4.01 | 3.1 | 12.2 | 17.8 | 98 | 3.27 | A | 1375 | A++ | 6.18 | 9.00 | 510 |
| 2542542542535 | 1.44 | 1.44 | 2.04 | 2.04 | 2.04 | 3.69 | 9.00 | 10.42 | 0.71 | 2.75 | 4.01 | 3.1 | 12.2 | 17.8 | 98 | 3.27 | A | 1375 | A++ | 6.12 | 9.00 | 515 |

Notes:
1. Cooling capacity is based on 27°CDB/19°CWB (Indoor temperature). 35°CDB (Outdoor temperature).
   Heating capacity is based on 20°CDB (Indoor temperature). 7°CDB/6°CWB (Outdoor temperature).
2. The total ability of connected indoor unit is up to 14.5kW.
3. It is impossible to connect the indoor unit for one room only.
4. The above is the value for connecting with the following indoor units.
   1.5kW: wall mounted CTXS-K series; 2.0, 2.5, 3.5, 4.2, 5.0kW: wall mounted FTXS-K series
   6.0, 7.1 kW class; wall mounted G series

# Combination tables

## Heating

| Outdoor unit | Indoor unit | Heating capacity (kW) | | | | | Total capacity (kW) | | | Power input (kW) | | | Total current (A) | | | Power factor (%) | COP | Energy label | Seasonal data | | | | |
|---|---|---|---|---|---|---|---|---|---|---|---|---|---|---|---|---|---|---|---|---|---|---|---|
| | | A room | B room | C room | D room | E room | Min. | Nom. | Max. | Min. | Nom. | Max. | Min. | Nom. | Max. | | | | Label | SCOP | Pdesign | AEC | Back-up heater capacity at -10°C |
| 5MXS90E3V3B | 1.5+1.5 | 1.83 | 1.83 | --- | --- | --- | 1.48 | 3.66 | 5.75 | 0.39 | 0.91 | 1.48 | 1.7 | 4.0 | 6.6 | 98 | 4.02 | A | A | 3.85 | 3.41 | 1239 | 0.63 |
| | 1.5+2.0 | 1.83 | 2.44 | --- | --- | --- | 1.54 | 4.27 | 5.75 | 0.37 | 1.04 | 1.48 | 1.6 | 4.6 | 6.6 | 98 | 4.11 | A | A | 3.85 | 3.47 | 1262 | 0.62 |
| | 1.5+2.5 | 1.83 | 3.05 | --- | --- | --- | 1.69 | 4.88 | 7.46 | 0.39 | 1.21 | 2.09 | 1.7 | 5.4 | 9.3 | 98 | 4.03 | A | A | 3.86 | 3.50 | 1269 | 0.64 |
| | 1.5+3.5 | 1.83 | 4.26 | --- | --- | --- | 1.98 | 6.09 | 7.46 | 0.47 | 1.71 | 2.29 | 2.1 | 7.6 | 10.2 | 98 | 3.56 | B | A | 3.82 | 3.82 | 1399 | 0.68 |
| | 1.5+4.2 | 1.83 | 5.12 | --- | --- | --- | 2.19 | 6.95 | 8.53 | 0.45 | 2.09 | 2.81 | 2.0 | 9.3 | 12.5 | 98 | 3.33 | C | A | 3.84 | 3.86 | 1409 | 0.72 |
| | 1.5+5.0 | 1.83 | 6.09 | --- | --- | --- | 2.43 | 7.92 | 9.09 | 0.47 | 2.16 | 2.66 | 2.1 | 9.6 | 11.8 | 98 | 3.67 | A | A | 3.84 | 3.78 | 1377 | 0.71 |
| | 1.5+6.0 | 1.79 | 7.14 | --- | --- | --- | 2.72 | 8.93 | 9.88 | 0.51 | 2.47 | 2.96 | 2.3 | 11.0 | 13.1 | 98 | 3.62 | A | A | 3.84 | 4.30 | 1567 | 0.81 |
| | 1.5+7.1 | 1.69 | 8.00 | --- | --- | --- | 3.03 | 9.69 | 9.90 | 0.55 | 2.83 | 2.94 | 2.4 | 12.6 | 13.0 | 98 | 3.42 | B | A | 3.86 | 4.53 | 1643 | 0.84 |
| | 2.0+2.0 | 2.44 | 2.44 | --- | --- | --- | 1.69 | 4.88 | 6.85 | 0.39 | 1.21 | 1.87 | 1.7 | 5.4 | 8.3 | 98 | 4.03 | A | A | 3.85 | 3.54 | 1289 | 0.68 |
| | 2.0+2.5 | 2.44 | 3.05 | --- | --- | --- | 1.84 | 5.49 | 7.25 | 0.41 | 1.40 | 2.05 | 1.8 | 6.2 | 9.1 | 98 | 3.92 | A | A | 3.84 | 3.57 | 1303 | 0.64 |
| | 2.0+3.5 | 2.44 | 4.26 | --- | --- | --- | 2.13 | 6.70 | 7.74 | 0.50 | 1.99 | 2.44 | 2.2 | 8.8 | 10.8 | 98 | 3.37 | C | A | 3.82 | 3.91 | 1432 | 0.70 |
| | 2.0+4.2 | 2.44 | 5.11 | --- | --- | --- | 2.34 | 7.55 | 8.53 | 0.62 | 2.33 | 2.81 | 2.8 | 10.3 | 12.5 | 98 | 3.24 | C | A | 3.83 | 3.95 | 1446 | 0.74 |
| | 2.0+5.0 | 2.44 | 6.09 | --- | --- | --- | 2.57 | 8.53 | 9.09 | 0.63 | 2.45 | 2.66 | 2.8 | 10.9 | 11.8 | 98 | 3.48 | B | A | 3.84 | 3.87 | 1412 | 0.73 |
| | 2.0+6.0 | 2.32 | 6.95 | --- | --- | --- | 2.86 | 9.27 | 9.88 | 0.65 | 2.63 | 2.96 | 2.9 | 11.7 | 13.1 | 98 | 3.52 | B | A | 3.85 | 4.42 | 1606 | 0.87 |
| | 2.0+7.1 | 2.20 | 7.83 | --- | --- | --- | 3.17 | 10.03 | 10.37 | 0.69 | 3.01 | 3.18 | 3.1 | 13.4 | 14.1 | 98 | 3.33 | C | A | 3.88 | 4.66 | 1684 | 0.90 |
| | 2.5+2.5 | 3.04 | 3.04 | --- | --- | --- | 1.98 | 6.08 | 7.46 | 0.47 | 1.76 | 2.35 | 2.1 | 7.8 | 10.4 | 98 | 3.45 | B | A | 3.84 | 3.60 | 1312 | 0.67 |
| | 2.5+3.5 | 3.05 | 4.26 | --- | --- | --- | 2.28 | 7.31 | 8.53 | 0.60 | 2.34 | 2.94 | 2.7 | 10.4 | 13.0 | 98 | 3.12 | D | A | 3.87 | 3.96 | 1434 | 0.75 |
| | 2.5+4.2 | 3.04 | 5.12 | --- | --- | --- | 2.49 | 8.16 | 9.02 | 0.65 | 2.76 | 3.18 | 2.9 | 12.2 | 14.1 | 98 | 2.96 | D | A | 3.82 | 4.00 | 1465 | 0.72 |
| | 2.5+5.0 | 2.98 | 5.95 | --- | --- | --- | 2.72 | 8.93 | 9.70 | 0.66 | 2.61 | 2.99 | 2.9 | 11.6 | 13.3 | 98 | 3.42 | B | A | 3.83 | 3.92 | 1435 | 0.71 |
| | 2.5+6.0 | 2.83 | 6.79 | --- | --- | --- | 3.00 | 9.62 | 9.88 | 0.67 | 2.86 | 3.03 | 3.0 | 12.7 | 13.4 | 98 | 3.36 | C | A | 3.85 | 4.48 | 1629 | 0.86 |
| | 2.5+7.1 | 2.70 | 7.68 | --- | --- | --- | 3.31 | 10.38 | 10.77 | 0.72 | 3.22 | 3.46 | 3.2 | 14.3 | 15.4 | 98 | 3.22 | C | A | 3.89 | 4.73 | 1701 | 0.91 |
| | 3.5+3.5 | 4.27 | 4.27 | --- | --- | --- | 2.57 | 8.54 | 9.02 | 0.65 | 2.91 | 3.15 | 2.9 | 12.9 | 14.0 | 98 | 2.93 | D | A | 3.84 | 4.42 | 1610 | 0.87 |
| | 3.5+4.2 | 4.12 | 4.94 | --- | --- | --- | 2.77 | 9.06 | 9.60 | 0.70 | 3.21 | 3.53 | 3.1 | 14.2 | 15.7 | 98 | 2.82 | D | A | 3.84 | 4.47 | 1630 | 0.85 |
| | 3.5+5.0 | 3.96 | 5.66 | --- | --- | --- | 3.00 | 9.62 | 9.70 | 0.71 | 2.93 | 2.98 | 3.1 | 13.0 | 13.2 | 98 | 3.28 | C | A | 3.83 | 4.36 | 1595 | 0.81 |
| | 3.5+6.0 | 3.80 | 6.51 | --- | --- | --- | 3.28 | 10.31 | 10.75 | 0.72 | 3.19 | 3.43 | 3.2 | 14.2 | 15.2 | 98 | 3.23 | C | A | 3.87 | 5.06 | 1830 | 0.97 |
| | 3.5+7.1 | 3.43 | 6.97 | --- | --- | --- | 3.59 | 10.40 | 10.78 | 0.77 | 3.11 | 3.35 | 3.4 | 13.8 | 14.9 | 98 | 3.34 | C | A | 3.91 | 5.35 | 1917 | 1.00 |
| | 4.2+4.2 | 4.77 | 4.77 | --- | --- | --- | 2.97 | 9.54 | 9.61 | 0.72 | 3.47 | 3.53 | 3.2 | 15.4 | 15.7 | 98 | 2.75 | E | A | 3.85 | 4.52 | 1644 | 0.83 |
| | 4.2+5.0 | 4.61 | 5.49 | --- | --- | --- | 3.20 | 10.10 | 10.12 | 0.73 | 3.22 | 3.28 | 3.2 | 14.3 | 14.6 | 98 | 3.14 | D | A | 3.84 | 4.41 | 1607 | 0.86 |
| | 4.2+6.0 | 4.28 | 6.12 | --- | --- | --- | 3.48 | 10.40 | 10.76 | 0.75 | 3.24 | 3.42 | 3.3 | 14.4 | 15.2 | 98 | 3.21 | C | A | 3.89 | 5.12 | 1845 | 0.97 |
| | 4.2+7.1 | 3.87 | 6.53 | --- | --- | --- | 3.79 | 10.40 | 10.78 | 0.79 | 3.11 | 3.34 | 3.5 | 13.8 | 14.8 | 98 | 3.34 | C | A | 3.91 | 5.41 | 1940 | 1.00 |
| | 5.0+5.0 | 5.20 | 5.20 | --- | --- | --- | 3.42 | 10.40 | 10.64 | 0.76 | 3.28 | 3.40 | 3.4 | 14.6 | 15.1 | 98 | 3.17 | D | A | 3.84 | 4.31 | 1573 | 0.82 |
| | 5.0+6.0 | 4.73 | 5.67 | --- | --- | --- | 3.70 | 10.40 | 10.88 | 0.75 | 3.08 | 3.31 | 3.3 | 13.7 | 14.7 | 98 | 3.38 | C | A | 3.87 | 4.99 | 1806 | 0.97 |
| | 5.0+7.1 | 4.30 | 6.10 | --- | --- | --- | 4.01 | 10.40 | 10.51 | 0.83 | 3.01 | 3.06 | 3.7 | 13.4 | 13.6 | 98 | 3.46 | B | A | 3.89 | 5.28 | 1900 | 1.00 |
| | 6.0+6.0 | 5.20 | 5.20 | --- | --- | --- | 3.99 | 10.40 | 10.71 | 0.76 | 2.88 | 3.04 | 3.4 | 12.8 | 13.5 | 98 | 3.61 | A | A | 3.92 | 5.83 | 2080 | 1.10 |
| | 6.0+7.1 | 4.76 | 5.64 | --- | --- | --- | 4.30 | 10.40 | 10.74 | 0.84 | 2.86 | 3.03 | 3.7 | 12.7 | 13.4 | 98 | 3.64 | A | A | 3.95 | 6.17 | 2187 | 1.20 |
| | 7.1+7.1 | 5.20 | 5.20 | --- | --- | --- | 4.61 | 10.40 | 10.77 | 0.89 | 2.85 | 3.02 | 3.9 | 12.6 | 13.4 | 98 | 3.65 | A | A | 3.95 | 6.46 | 2289 | 1.26 |
| | 1.5+1.5+1.5 | 1.83 | 1.83 | 1.83 | --- | --- | 1.84 | 5.50 | 7.52 | 0.47 | 1.24 | 1.92 | 2.1 | 5.5 | 8.5 | 98 | 4.44 | A | A | 3.85 | 4.40 | 1599 | 0.85 |
| | 1.5+1.5+2.0 | 1.83 | 1.83 | 2.44 | --- | --- | 1.98 | 6.10 | 7.52 | 0.49 | 1.39 | 1.92 | 2.2 | 6.2 | 8.5 | 98 | 4.39 | A | A | 3.84 | 4.52 | 1648 | 0.83 |
| | 1.5+1.5+2.5 | 1.83 | 1.83 | 3.05 | --- | --- | 2.13 | 6.71 | 7.52 | 0.51 | 1.63 | 1.92 | 2.3 | 7.2 | 8.5 | 98 | 4.12 | A | A | 3.85 | 4.58 | 1667 | 0.89 |
| | 1.5+1.5+3.5 | 1.83 | 1.83 | 4.27 | --- | --- | 2.43 | 7.93 | 9.22 | 0.55 | 2.04 | 2.57 | 2.4 | 9.1 | 11.4 | 98 | 3.89 | A | A | 3.87 | 5.18 | 1874 | 0.96 |
| | 1.5+1.5+4.2 | 1.82 | 1.82 | 5.09 | --- | --- | 2.63 | 8.73 | 9.22 | 0.60 | 2.37 | 2.57 | 2.7 | 10.5 | 11.4 | 98 | 3.68 | A | A | 3.88 | 5.24 | 1890 | 1.02 |
| | 1.5+1.5+5.0 | 1.74 | 1.74 | 5.80 | --- | --- | 2.86 | 9.28 | 9.99 | 0.60 | 2.53 | 2.84 | 2.7 | 11.2 | 12.6 | 98 | 3.67 | A | A | 3.88 | 5.11 | 1842 | 0.96 |
| | 1.5+1.5+6.0 | 1.66 | 1.66 | 6.65 | --- | --- | 3.14 | 9.97 | 10.71 | 0.61 | 2.65 | 3.04 | 2.7 | 11.8 | 13.5 | 98 | 3.76 | A | A | 3.90 | 5.97 | 2143 | 1.12 |
| | 1.5+1.5+7.1 | 1.55 | 1.55 | 7.32 | --- | --- | 3.45 | 10.41 | 10.75 | 0.65 | 2.86 | 3.03 | 2.9 | 12.7 | 13.4 | 98 | 3.64 | A | A | 3.93 | 6.32 | 2252 | 1.23 |
| | 1.5+2.0+2.0 | 1.83 | 2.44 | 2.44 | --- | --- | 2.13 | 6.71 | 7.52 | 0.51 | 1.63 | 1.92 | 2.3 | 7.2 | 8.5 | 98 | 4.12 | A | A | 3.85 | 4.65 | 1693 | 0.89 |
| | 1.5+2.0+2.5 | 1.83 | 2.44 | 3.05 | --- | --- | 2.28 | 7.32 | 8.67 | 0.53 | 1.83 | 2.32 | 2.4 | 8.1 | 10.3 | 98 | 4.00 | A | A | 3.85 | 4.72 | 1718 | 0.90 |
| | 1.5+2.0+3.5 | 1.83 | 2.44 | 4.27 | --- | --- | 2.58 | 8.54 | 9.22 | 0.57 | 2.27 | 2.57 | 2.5 | 10.1 | 11.4 | 98 | 3.76 | A | A | 3.87 | 5.34 | 1931 | 0.99 |
| | 1.5+2.0+4.2 | 1.77 | 2.36 | 4.95 | --- | --- | 2.77 | 9.07 | 9.89 | 0.62 | 2.47 | 2.89 | 2.8 | 11.0 | 12.8 | 98 | 3.67 | A | A | 3.90 | 5.40 | 1937 | 1.05 |
| | 1.5+2.0+5.0 | 1.70 | 2.27 | 5.66 | --- | --- | 3.00 | 9.63 | 9.99 | 0.62 | 2.68 | 2.84 | 2.8 | 11.9 | 12.6 | 98 | 3.59 | B | A | 3.87 | 5.27 | 1906 | 0.99 |
| | 1.5+2.0+6.0 | 1.63 | 2.17 | 6.52 | --- | --- | 3.28 | 10.32 | 10.71 | 0.64 | 2.82 | 3.04 | 2.8 | 12.5 | 13.5 | 98 | 3.66 | A | A | 3.94 | 6.16 | 2189 | 1.19 |
| | 1.5+2.0+7.1 | 1.47 | 1.96 | 6.97 | --- | --- | 3.59 | 10.41 | 10.75 | 0.68 | 2.86 | 3.03 | 3.0 | 12.7 | 13.4 | 98 | 3.64 | A | A | 3.94 | 6.46 | 2297 | 1.26 |
| | 1.5+2.5+2.5 | 1.83 | 3.05 | 3.05 | --- | --- | 2.43 | 7.93 | 9.21 | 0.55 | 2.05 | 2.58 | 2.4 | 9.1 | 11.4 | 98 | 3.87 | A | A | 3.86 | 4.78 | 1734 | 0.89 |
| | 1.5+2.5+3.5 | 1.79 | 2.98 | 4.17 | --- | --- | 2.72 | 8.94 | 9.89 | 0.60 | 2.42 | 2.89 | 2.7 | 10.7 | 12.8 | 98 | 3.69 | A | A | 3.89 | 5.42 | 1951 | 1.01 |
| | 1.5+2.5+4.2 | 1.72 | 2.87 | 4.82 | --- | --- | 2.91 | 9.42 | 9.89 | 0.64 | 2.62 | 2.89 | 2.8 | 11.6 | 12.8 | 98 | 3.60 | B | A | 3.90 | 5.48 | 1967 | 1.07 |
| | 1.5+2.5+5.0 | 1.66 | 2.77 | 5.54 | --- | --- | 3.14 | 9.97 | 10.48 | 0.65 | 2.84 | 3.07 | 2.9 | 12.6 | 13.6 | 98 | 3.51 | B | A | 3.87 | 5.34 | 1931 | 0.99 |
| | 1.5+2.5+6.0 | 1.56 | 2.60 | 6.25 | --- | --- | 3.42 | 10.41 | 10.71 | 0.66 | 2.87 | 3.04 | 2.9 | 12.7 | 13.5 | 98 | 3.63 | A | A | 3.92 | 6.25 | 2233 | 1.16 |
| | 1.5+2.5+7.1 | 1.41 | 2.34 | 6.66 | --- | --- | 3.73 | 10.41 | 10.75 | 0.70 | 2.86 | 3.03 | 3.1 | 12.7 | 13.4 | 98 | 3.64 | A | A | 3.94 | 6.46 | 2298 | 1.26 |
| | 1.5+3.5+3.5 | 1.70 | 3.97 | 3.97 | --- | --- | 3.00 | 9.63 | 9.89 | 0.64 | 2.73 | 2.89 | 2.8 | 12.1 | 12.8 | 98 | 3.53 | B | A | 3.93 | 6.16 | 2193 | 1.19 |
| | 1.5+3.5+4.2 | 1.65 | 3.85 | 4.62 | --- | --- | 3.20 | 10.11 | 10.37 | 0.69 | 3.01 | 3.12 | 3.1 | 13.4 | 13.8 | 98 | 3.36 | C | A | 3.92 | 6.23 | 2224 | 1.20 |
| | 1.5+3.5+5.0 | 1.56 | 3.64 | 5.21 | --- | --- | 3.42 | 10.41 | 10.49 | 0.70 | 3.07 | 3.07 | 3.1 | 13.6 | 13.6 | 98 | 3.39 | C | A | 3.94 | 6.07 | 2157 | 1.16 |
| | 1.5+3.5+6.0 | 1.42 | 3.31 | 5.68 | --- | --- | 3.70 | 10.41 | 10.72 | 0.71 | 2.87 | 3.04 | 3.1 | 12.7 | 13.5 | 98 | 3.63 | A | A | 3.97 | 6.46 | 2280 | 1.25 |
| | 1.5+3.5+7.1 | 1.29 | 3.01 | 6.11 | --- | --- | 4.01 | 10.41 | 10.75 | 0.78 | 2.86 | 3.03 | 3.5 | 12.7 | 13.4 | 98 | 3.64 | A | A+ | 4.03 | 6.46 | 2245 | 1.25 |
| | 1.5+4.2+4.2 | 1.58 | 4.42 | 4.42 | --- | --- | 3.39 | 10.41 | 10.48 | 0.72 | 3.17 | 3.17 | 3.2 | 14.1 | 14.1 | 98 | 3.28 | C | A | 3.92 | 6.31 | 2255 | 1.22 |
| | 1.5+4.2+5.0 | 1.46 | 4.09 | 4.86 | --- | --- | 3.62 | 10.41 | 10.61 | 0.75 | 3.07 | 3.07 | 3.3 | 13.6 | 13.6 | 98 | 3.39 | C | A | 3.93 | 6.14 | 2187 | 1.17 |
| | 1.5+4.2+6.0 | 1.33 | 3.74 | 5.34 | --- | --- | 3.90 | 10.41 | 10.84 | 0.76 | 2.87 | 3.04 | 3.4 | 12.7 | 13.5 | 98 | 3.63 | A | A | 3.99 | 6.46 | 2267 | 1.25 |
| | 1.5+4.2+7.1 | 1.22 | 3.42 | 5.77 | --- | --- | 4.21 | 10.41 | 10.87 | 0.81 | 2.86 | 3.02 | 3.6 | 12.7 | 13.4 | 98 | 3.64 | A | A+ | 4.04 | 6.46 | 2241 | 1.25 |
| | 1.5+5.0+5.0 | 1.36 | 4.53 | 4.53 | --- | --- | 3.84 | 10.41 | 10.74 | 0.75 | 2.96 | 3.08 | 3.3 | 13.1 | 13.7 | 98 | 3.52 | B | A | 3.90 | 5.98 | 2150 | 1.13 |
| | 1.5+5.0+6.0 | 1.25 | 4.16 | 5.00 | --- | --- | 4.13 | 10.41 | 10.97 | 0.76 | 2.77 | 2.99 | 3.4 | 12.3 | 13.3 | 98 | 3.76 | A | A | 3.97 | 6.46 | 2279 | 1.25 |
| | 1.5+5.0+7.1 | 1.15 | 3.83 | 5.43 | --- | --- | 4.44 | 10.41 | 11.00 | 0.84 | 2.75 | 2.97 | 3.7 | 12.2 | 13.2 | 98 | 3.79 | A | A+ | 4.03 | 6.46 | 2246 | 1.25 |
| | 1.5+6.0+6.0 | 1.16 | 4.63 | 4.63 | --- | --- | 4.41 | 10.41 | 11.20 | 0.77 | 2.62 | 2.90 | 3.4 | 11.6 | 12.9 | 98 | 3.97 | A | A+ | 4.07 | 6.46 | 2224 | 1.24 |
| | 1.5+6.0+7.1 | 1.07 | 4.28 | 5.06 | --- | --- | 4.72 | 10.41 | 11.23 | 0.84 | 2.61 | 2.89 | 3.7 | 11.6 | 12.8 | 98 | 3.99 | A | A+ | 4.10 | 6.46 | 2204 | 1.24 |
| | 2.0+2.0+2.0 | 2.44 | 2.44 | 2.44 | --- | --- | 2.28 | 7.32 | 8.67 | 0.53 | 1.84 | 2.32 | 2.4 | 8.2 | 10.3 | 98 | 3.98 | A | A | 3.86 | 4.79 | 1736 | 0.90 |
| | 2.0+2.0+2.5 | 2.44 | 2.44 | 3.04 | --- | --- | 2.43 | 7.92 | 9.21 | 0.55 | 2.05 | 2.58 | 2.4 | 9.1 | 11.4 | 98 | 3.86 | A | A | 3.86 | 4.86 | 1763 | 0.90 |
| | 2.0+2.0+3.5 | 2.38 | 2.38 | 4.17 | --- | --- | 2.72 | 8.93 | 9.89 | 0.60 | 2.42 | 2.89 | 2.7 | 10.7 | 12.8 | 98 | 3.69 | A | A | 3.89 | 5.50 | 1979 | 1.02 |
| | 2.0+2.0+4.2 | 2.30 | 2.30 | 4.81 | --- | --- | 2.91 | 9.41 | 9.89 | 0.64 | 2.62 | 2.89 | 2.8 | 11.6 | 12.8 | 98 | 3.59 | B | A | 3.89 | 5.57 | 2004 | 1.03 |
| | 2.0+2.0+5.0 | 2.21 | 2.21 | 5.54 | --- | --- | 3.14 | 9.96 | 10.48 | 0.65 | 2.84 | 3.07 | 2.9 | 12.6 | 13.6 | 98 | 3.51 | B | A | 3.89 | 5.43 | 1953 | 1.02 |
| | 2.0+2.0+6.0 | 2.08 | 2.08 | 6.24 | --- | --- | 3.42 | 10.40 | 10.71 | 0.66 | 2.87 | 3.04 | 2.9 | 12.7 | 13.5 | 98 | 3.62 | A | A | 3.92 | 6.35 | 2269 | 1.21 |
| | 2.0+2.0+7.1 | 1.87 | 1.87 | 6.66 | --- | --- | 3.73 | 10.40 | 10.75 | 0.70 | 2.86 | 3.03 | 3.1 | 12.7 | 13.4 | 98 | 3.64 | A | A | 3.94 | 6.46 | 2297 | 1.26 |
| | 2.0+2.5+2.5 | 2.43 | 3.05 | 3.05 | --- | --- | 2.57 | 8.53 | 9.21 | 0.57 | 2.28 | 2.58 | 2.5 | 10.1 | 11.4 | 98 | 3.74 | A | A | 3.86 | 4.93 | 1789 | 0.91 |
| | 2.0+2.5+3.5 | 2.31 | 2.90 | 4.06 | --- | --- | 2.86 | 9.27 | 9.89 | 0.62 | 2.57 | 2.89 | 2.8 | 11.4 | 12.8 | 98 | 3.61 | A | A | 3.89 | 5.59 | 2014 | 1.05 |
| | 2.0+2.5+4.2 | 2.24 | 2.80 | 4.71 | --- | --- | 3.06 | 9.75 | 10.36 | 0.67 | 2.78 | 3.12 | 3.0 | 12.3 | 13.8 | 98 | 3.51 | B | A | 3.88 | 5.65 | 2038 | 1.05 |
| | 2.0+2.5+5.0 | 2.17 | 2.71 | 5.43 | --- | --- | 3.28 | 10.31 | 10.48 | 0.67 | 3.02 | 3.07 | 3.0 | 13.4 | 13.6 | 98 | 3.41 | B | A | 3.89 | 5.51 | 1983 | 1.03 |
| | 2.0+2.5+6.0 | 1.98 | 2.48 | 5.94 | --- | --- | 3.56 | 10.40 | 10.71 | 0.68 | 2.87 | 3.04 | 3.0 | 12.7 | 13.5 | 98 | 3.62 | A | A | 3.94 | 6.45 | 2295 | 1.25 |

Notes:
1. Cooling capacity is based on 27°CDB/19°CWB (Indoor temperature). 35°CDB (Outdoor temperature).
   Heating capacity is based on 20°CDB (Indoor temperature). 7°CDB/6°CWB (Outdoor temperature).
2. The total ability of connected indoor unit is up to 14.5kW.
3. It is impossible to connect the indoor unit for one room only.
4. The above is the value for connecting with the following indoor units.
   1.5kW: wall mounted CTXS-K series; 2.0, 2.5, 3.5, 4.2, 5.0kW: wall mounted FTXS-K series
   6.0, 7.1 kW class; wall mounted G series

# Combination tables

## Heating

| Outdoor unit | Indoor unit | Heating capacity (kW) | | | | | Total capacity (kW) | | | Power input (kW) | | | Total current (A) | | | Power factor (%) | COP | Energy label | Seasonal data | | | | |
|---|---|---|---|---|---|---|---|---|---|---|---|---|---|---|---|---|---|---|---|---|---|---|---|
| | | A room | B room | C room | D room | E room | Min. | Nom. | Max. | Min. | Nom. | Max. | Min. | Nom. | Max. | | | | Label | SCOP | Pdesign | AEC | Back-up heater capacity at -10°C |
| 5MXS90E3V3B | 2.0+2.5+7.1 | 1.79 | 2.24 | 6.37 | --- | --- | 3.87 | 10.40 | 10.75 | 0.73 | 2.86 | 3.03 | 3.2 | 12.7 | 13.4 | 98 | 3.64 | A | A | 3.97 | 6.46 | 2278 | 1.25 |
| | 2.0+3.5+3.5 | 2.22 | 3.87 | 3.87 | --- | --- | 3.14 | 9.96 | 10.36 | 0.69 | 2.89 | 3.12 | 3.1 | 12.8 | 13.8 | 98 | 3.45 | B | A | 3.91 | 6.35 | 2273 | 1.21 |
| | 2.0+3.5+4.2 | 2.14 | 3.75 | 4.51 | --- | --- | 3.34 | 10.40 | 10.55 | 0.72 | 3.18 | 3.23 | 3.2 | 14.1 | 14.3 | 98 | 3.27 | C | A | 3.93 | 6.43 | 2293 | 1.23 |
| | 2.0+3.5+5.0 | 1.98 | 3.47 | 4.95 | --- | --- | 3.56 | 10.40 | 10.90 | 0.72 | 3.07 | 3.30 | 3.2 | 13.6 | 14.6 | 98 | 3.39 | C | A | 3.91 | 6.26 | 2240 | 1.17 |
| | 2.0+3.5+6.0 | 1.80 | 3.17 | 5.43 | --- | --- | 3.84 | 10.40 | 10.72 | 0.73 | 2.87 | 3.04 | 3.2 | 12.7 | 13.5 | 98 | 3.62 | A | A+ | 4.02 | 6.46 | 2248 | 1.25 |
| | 2.0+3.5+7.1 | 1.65 | 2.89 | 5.86 | --- | --- | 4.15 | 10.40 | 10.75 | 0.81 | 2.86 | 3.03 | 3.6 | 12.7 | 13.4 | 98 | 3.64 | A | A+ | 4.04 | 6.46 | 2241 | 1.25 |
| | 2.0+4.2+4.2 | 2.00 | 4.20 | 4.20 | --- | --- | 3.53 | 10.40 | 10.56 | 0.74 | 3.12 | 3.23 | 3.3 | 13.8 | 14.3 | 98 | 3.33 | C | A | 3.93 | 6.46 | 2301 | 1.26 |
| | 2.0+4.2+5.0 | 1.86 | 3.90 | 4.64 | --- | --- | 3.76 | 10.40 | 10.91 | 0.77 | 3.07 | 3.30 | 3.4 | 13.6 | 14.6 | 98 | 3.39 | C | A | 3.91 | 6.34 | 2270 | 1.20 |
| | 2.0+4.2+6.0 | 1.70 | 3.58 | 5.12 | --- | --- | 4.04 | 10.40 | 10.73 | 0.78 | 2.87 | 3.04 | 3.5 | 12.7 | 13.5 | 98 | 3.62 | A | A+ | 4.03 | 6.46 | 2246 | 1.25 |
| | 2.0+4.2+7.1 | 1.56 | 3.28 | 5.56 | --- | --- | 4.35 | 10.40 | 10.76 | 0.83 | 2.86 | 3.02 | 3.7 | 12.7 | 13.4 | 98 | 3.64 | A | A+ | 4.06 | 6.46 | 2228 | 1.25 |
| | 2.0+5.0+5.0 | 1.74 | 4.33 | 4.33 | --- | --- | 3.99 | 10.40 | 10.63 | 0.80 | 2.96 | 3.08 | 3.5 | 13.1 | 13.7 | 98 | 3.51 | B | A | 3.94 | 6.17 | 2194 | 1.20 |
| | 2.0+5.0+6.0 | 1.60 | 4.00 | 4.80 | --- | --- | 4.27 | 10.40 | 10.86 | 0.79 | 2.77 | 2.99 | 3.5 | 12.3 | 13.3 | 98 | 3.75 | A | A | 3.99 | 6.46 | 2267 | 1.25 |
| | 2.0+5.0+7.1 | 1.47 | 3.69 | 5.24 | --- | --- | 4.58 | 10.40 | 10.89 | 0.86 | 2.75 | 2.97 | 3.8 | 12.2 | 13.2 | 98 | 3.78 | A | A+ | 4.04 | 6.46 | 2240 | 1.25 |
| | 2.0+6.0+6.0 | 1.48 | 4.46 | 4.46 | --- | --- | 4.55 | 10.40 | 11.09 | 0.82 | 2.62 | 2.90 | 3.6 | 11.6 | 12.9 | 98 | 3.97 | A | A+ | 4.09 | 6.46 | 2209 | 1.24 |
| | 2.0+6.0+7.1 | 1.38 | 4.13 | 4.89 | --- | --- | 4.86 | 10.40 | 11.12 | 0.87 | 2.61 | 2.89 | 3.9 | 11.6 | 12.8 | 98 | 3.98 | A | A+ | 4.12 | 6.46 | 2194 | 1.24 |
| | 2.5+2.5+2.5 | 2.98 | 2.98 | 2.98 | --- | --- | 2.72 | 8.94 | 9.88 | 0.60 | 2.42 | 2.89 | 2.7 | 10.7 | 12.8 | 98 | 3.69 | A | A | 3.87 | 5.00 | 1810 | 0.98 |
| | 2.5+2.5+3.5 | 2.83 | 2.83 | 3.96 | --- | --- | 3.00 | 9.62 | 9.89 | 0.67 | 2.73 | 2.89 | 3.0 | 12.1 | 12.8 | 98 | 3.52 | B | A | 3.89 | 5.67 | 2043 | 1.07 |
| | 2.5+2.5+4.2 | 2.74 | 2.74 | 4.62 | --- | --- | 3.20 | 10.10 | 10.36 | 0.69 | 3.01 | 3.12 | 3.1 | 13.4 | 13.8 | 98 | 3.36 | C | A | 3.91 | 5.74 | 2056 | 1.08 |
| | 2.5+2.5+5.0 | 2.60 | 2.60 | 5.20 | --- | --- | 3.42 | 10.40 | 10.89 | 0.70 | 3.07 | 3.30 | 3.1 | 13.6 | 14.6 | 98 | 3.39 | C | A | 3.89 | 5.59 | 2014 | 1.05 |
| | 2.5+2.5+6.0 | 2.36 | 2.36 | 5.68 | --- | --- | 3.70 | 10.40 | 10.71 | 0.71 | 2.87 | 3.04 | 3.1 | 12.7 | 13.5 | 98 | 3.62 | A | A | 3.94 | 6.46 | 2297 | 1.26 |
| | 2.5+2.5+7.1 | 2.15 | 2.15 | 6.10 | --- | --- | 4.01 | 10.40 | 10.75 | 0.78 | 2.86 | 3.03 | 3.5 | 12.7 | 13.4 | 98 | 3.64 | A | A | 3.97 | 6.46 | 2277 | 1.25 |
| | 2.5+3.5+3.5 | 2.71 | 3.80 | 3.80 | --- | --- | 3.28 | 10.31 | 10.76 | 0.72 | 3.12 | 3.35 | 3.2 | 13.8 | 14.9 | 98 | 3.30 | C | A | 3.93 | 6.44 | 2296 | 1.24 |
| | 2.5+3.5+4.2 | 2.55 | 3.57 | 4.28 | --- | --- | 3.48 | 10.40 | 10.77 | 0.74 | 3.18 | 3.35 | 3.3 | 14.1 | 14.9 | 98 | 3.27 | C | A | 3.93 | 6.46 | 2301 | 1.26 |
| | 2.5+3.5+5.0 | 2.36 | 3.31 | 4.73 | --- | --- | 3.70 | 10.40 | 10.90 | 0.75 | 3.07 | 3.30 | 3.3 | 13.6 | 14.6 | 98 | 3.39 | C | A | 3.91 | 6.35 | 2273 | 1.21 |
| | 2.5+3.5+6.0 | 2.17 | 3.03 | 5.20 | --- | --- | 3.99 | 10.40 | 10.72 | 0.76 | 2.87 | 3.04 | 3.4 | 12.7 | 13.5 | 98 | 3.62 | A | A+ | 4.03 | 6.46 | 2246 | 1.25 |
| | 2.5+3.5+7.1 | 1.98 | 2.78 | 5.64 | --- | --- | 4.30 | 10.40 | 10.75 | 0.83 | 2.86 | 3.03 | 3.7 | 12.7 | 13.4 | 98 | 3.64 | A | A+ | 4.06 | 6.46 | 2226 | 1.25 |
| | 2.5+4.2+4.2 | 2.38 | 4.01 | 4.01 | --- | --- | 3.68 | 10.40 | 10.77 | 0.77 | 3.12 | 3.35 | 3.4 | 13.8 | 14.9 | 98 | 3.33 | C | A | 3.93 | 6.46 | 2302 | 1.26 |
| | 2.5+4.2+5.0 | 2.23 | 3.73 | 4.44 | --- | --- | 3.90 | 10.40 | 10.91 | 0.80 | 3.07 | 3.30 | 3.5 | 13.6 | 14.6 | 98 | 3.39 | C | A | 3.93 | 6.43 | 2293 | 1.23 |
| | 2.5+4.2+6.0 | 2.05 | 3.44 | 4.91 | --- | --- | 4.18 | 10.40 | 10.73 | 0.81 | 2.87 | 3.04 | 3.6 | 12.7 | 13.5 | 98 | 3.62 | A | A+ | 4.03 | 6.46 | 2245 | 1.25 |
| | 2.5+4.2+7.1 | 1.88 | 3.17 | 5.35 | --- | --- | 4.49 | 10.40 | 10.76 | 0.86 | 2.86 | 3.02 | 3.8 | 12.7 | 13.4 | 98 | 3.64 | A | A+ | 4.06 | 6.46 | 2226 | 1.25 |
| | 2.5+5.0+5.0 | 2.08 | 4.16 | 4.16 | --- | --- | 4.13 | 10.40 | 10.63 | 0.83 | 2.96 | 3.08 | 3.7 | 13.1 | 13.7 | 98 | 3.51 | B | A | 3.91 | 6.26 | 2240 | 1.17 |
| | 2.5+5.0+6.0 | 1.93 | 3.85 | 4.62 | --- | --- | 4.41 | 10.40 | 10.86 | 0.84 | 2.77 | 2.99 | 3.7 | 12.3 | 13.3 | 98 | 3.75 | A | A+ | 4.02 | 6.46 | 2248 | 1.25 |
| | 2.5+5.0+7.1 | 1.78 | 3.56 | 5.06 | --- | --- | 4.72 | 10.40 | 10.89 | 0.89 | 2.75 | 2.97 | 3.9 | 12.2 | 13.2 | 98 | 3.78 | A | A+ | 4.04 | 6.46 | 2241 | 1.25 |
| | 2.5+6.0+6.0 | 1.80 | 4.30 | 4.30 | --- | --- | 4.69 | 10.40 | 11.09 | 0.85 | 2.62 | 2.90 | 3.8 | 11.6 | 12.9 | 98 | 3.97 | A | A+ | 4.10 | 6.46 | 2204 | 1.24 |
| | 2.5+6.0+7.1 | 1.67 | 4.00 | 4.73 | --- | --- | 5.00 | 10.40 | 11.12 | 0.90 | 2.61 | 2.89 | 4.0 | 11.6 | 12.8 | 98 | 3.98 | A | A+ | 4.15 | 6.46 | 2181 | 1.24 |
| | 3.5+3.5+3.5 | 3.46 | 3.46 | 3.46 | --- | --- | 3.56 | 10.38 | 10.76 | 0.77 | 3.12 | 3.35 | 3.4 | 13.8 | 14.9 | 98 | 3.33 | C | A+ | 4.02 | 6.46 | 2252 | 1.25 |
| | 3.5+3.5+4.2 | 3.25 | 3.25 | 3.90 | --- | --- | 3.76 | 10.40 | 10.77 | 0.80 | 3.12 | 3.35 | 3.5 | 13.8 | 14.9 | 98 | 3.33 | C | A+ | 4.02 | 6.46 | 2250 | 1.25 |
| | 3.5+3.5+5.0 | 3.03 | 3.03 | 4.34 | --- | --- | 3.99 | 10.40 | 10.91 | 0.83 | 3.07 | 3.30 | 3.7 | 13.6 | 14.6 | 98 | 3.39 | C | A | 3.98 | 6.46 | 2271 | 1.25 |
| | 3.5+3.5+6.0 | 2.80 | 2.80 | 4.80 | --- | --- | 4.27 | 10.40 | 10.73 | 0.84 | 2.87 | 3.04 | 3.7 | 12.7 | 13.5 | 98 | 3.62 | A | A+ | 4.09 | 6.46 | 2213 | 1.24 |
| | 3.5+3.5+7.1 | 2.58 | 2.58 | 5.24 | --- | --- | 4.58 | 10.40 | 10.76 | 0.89 | 2.86 | 3.02 | 3.9 | 12.7 | 13.4 | 98 | 3.64 | A | A+ | 4.12 | 6.46 | 2198 | 1.24 |
| | 3.5+4.2+4.2 | 3.06 | 3.67 | 3.67 | --- | --- | 3.96 | 10.40 | 10.78 | 0.85 | 3.11 | 3.34 | 3.8 | 13.8 | 14.8 | 98 | 3.34 | C | A+ | 4.02 | 6.46 | 2248 | 1.25 |
| | 3.5+4.2+5.0 | 2.87 | 3.44 | 4.09 | --- | --- | 4.18 | 10.40 | 10.51 | 0.85 | 3.01 | 3.12 | 3.8 | 13.4 | 13.8 | 98 | 3.46 | B | A+ | 4.02 | 6.46 | 2252 | 1.25 |
| | 3.5+4.2+6.0 | 2.66 | 3.19 | 4.55 | --- | --- | 4.46 | 10.40 | 10.74 | 0.87 | 2.87 | 3.03 | 3.9 | 12.7 | 13.4 | 98 | 3.62 | A | A+ | 4.09 | 6.46 | 2213 | 1.24 |
| | 3.5+4.2+7.1 | 2.46 | 2.95 | 4.99 | --- | --- | 4.78 | 10.40 | 10.77 | 0.95 | 2.85 | 3.02 | 4.2 | 12.6 | 13.4 | 98 | 3.65 | A | A+ | 4.14 | 6.46 | 2185 | 1.24 |
| | 3.5+5.0+5.0 | 2.70 | 3.85 | 3.85 | --- | --- | 4.41 | 10.40 | 10.64 | 0.89 | 2.96 | 3.07 | 3.9 | 13.1 | 13.6 | 98 | 3.51 | B | A | 3.96 | 6.46 | 2284 | 1.25 |
| | 3.5+5.0+6.0 | 2.51 | 3.59 | 4.30 | --- | --- | 4.69 | 10.40 | 10.86 | 0.90 | 2.76 | 2.98 | 4.0 | 12.2 | 13.2 | 98 | 3.77 | A | A+ | 4.06 | 6.46 | 2228 | 1.24 |
| | 3.5+5.0+7.1 | 2.34 | 3.33 | 4.73 | --- | --- | 5.00 | 10.40 | 10.90 | 0.95 | 2.75 | 2.97 | 4.2 | 12.2 | 13.2 | 98 | 3.78 | A | A+ | 4.10 | 6.46 | 2207 | 1.24 |
| | 3.5+6.0+6.0 | 2.34 | 4.03 | 4.03 | --- | --- | 4.97 | 10.40 | 11.09 | 0.91 | 2.62 | 2.90 | 4.0 | 11.6 | 12.9 | 98 | 3.97 | A | A+ | 4.21 | 6.46 | 2150 | 1.23 |
| | 4.2+4.2+4.2 | 3.47 | 3.47 | 3.47 | --- | --- | 4.15 | 10.40 | 10.79 | 0.88 | 3.11 | 3.34 | 3.9 | 13.8 | 14.8 | 98 | 3.34 | C | A+ | 4.02 | 6.46 | 2249 | 1.25 |
| | 4.2+4.2+5.0 | 3.26 | 3.26 | 3.88 | --- | --- | 4.38 | 10.40 | 10.52 | 0.91 | 3.00 | 3.12 | 4.0 | 13.3 | 13.8 | 98 | 3.47 | B | A+ | 4.02 | 6.46 | 2250 | 1.25 |
| | 4.2+4.2+6.0 | 3.03 | 3.03 | 4.34 | --- | --- | 4.66 | 10.40 | 10.75 | 0.92 | 2.86 | 3.03 | 4.1 | 12.7 | 13.4 | 98 | 3.64 | A | A+ | 4.10 | 6.46 | 2208 | 1.24 |
| | 4.2+4.2+7.1 | 2.82 | 2.82 | 4.76 | --- | --- | 4.97 | 10.40 | 10.78 | 0.98 | 2.85 | 3.02 | 4.3 | 12.6 | 13.4 | 98 | 3.65 | A | A+ | 4.16 | 6.46 | 2172 | 1.24 |
| | 4.2+5.0+5.0 | 3.08 | 3.66 | 3.66 | --- | --- | 4.61 | 10.40 | 10.64 | 0.91 | 2.96 | 3.07 | 4.0 | 13.1 | 13.6 | 98 | 3.51 | B | A | 3.98 | 6.46 | 2271 | 1.25 |
| | 4.2+5.0+6.0 | 2.87 | 3.42 | 4.11 | --- | --- | 4.89 | 10.40 | 10.87 | 0.93 | 2.76 | 2.98 | 4.1 | 12.2 | 13.2 | 98 | 3.77 | A | A+ | 4.09 | 6.46 | 2213 | 1.24 |
| | 5.0+5.0+5.0 | 3.46 | 3.46 | 3.46 | --- | --- | 4.83 | 10.38 | 10.77 | 0.95 | 2.85 | 3.02 | 4.2 | 12.6 | 13.4 | 98 | 3.64 | A | A | 3.96 | 6.46 | 2283 | 1.25 |
| | 1.5+1.5+1.5+1.5 | 1.83 | 1.83 | 1.83 | 1.83 | --- | 2.28 | 7.32 | 8.82 | 0.46 | 1.72 | 2.24 | 2.0 | 7.6 | 9.9 | 98 | 4.26 | A | A | 3.98 | 6.12 | 2156 | 1.33 |
| | 1.5+1.5+1.5+2.0 | 1.83 | 1.83 | 1.83 | 2.44 | --- | 2.43 | 7.93 | 9.42 | 0.48 | 1.93 | 2.44 | 2.1 | 8.6 | 10.8 | 98 | 4.11 | A | A | 3.93 | 6.31 | 2248 | 1.22 |
| | 1.5+1.5+1.5+2.5 | 1.83 | 1.83 | 1.83 | 3.05 | --- | 2.58 | 8.54 | 9.42 | 0.50 | 2.10 | 2.44 | 2.2 | 9.3 | 10.8 | 98 | 4.07 | A | A | 3.95 | 6.41 | 2273 | 1.32 |
| | 1.5+1.5+1.5+3.5 | 1.74 | 1.74 | 1.74 | 4.06 | --- | 2.86 | 9.28 | 10.19 | 0.54 | 2.39 | 2.75 | 2.4 | 10.6 | 12.2 | 98 | 3.88 | A | A+ | 4.01 | 6.46 | 2258 | 1.25 |
| | 1.5+1.5+1.5+4.2 | 1.68 | 1.68 | 1.68 | 4.71 | --- | 3.06 | 9.76 | 10.74 | 0.59 | 2.59 | 3.03 | 2.6 | 11.5 | 13.4 | 98 | 3.77 | A | A+ | 4.00 | 6.46 | 2260 | 1.25 |
| | 1.5+1.5+1.5+5.0 | 1.63 | 1.63 | 1.63 | 5.43 | --- | 3.28 | 10.32 | 10.86 | 0.59 | 2.76 | 2.98 | 2.6 | 12.2 | 13.2 | 98 | 3.74 | A | A+ | 4.00 | 6.46 | 2260 | 1.25 |
| | 1.5+1.5+1.5+6.0 | 1.49 | 1.49 | 1.49 | 5.95 | --- | 3.56 | 10.41 | 11.09 | 0.60 | 2.62 | 2.90 | 2.7 | 11.6 | 12.9 | 98 | 3.97 | A | A+ | 4.10 | 6.46 | 2208 | 1.24 |
| | 1.5+1.5+1.5+7.1 | 1.35 | 1.35 | 1.35 | 6.37 | --- | 3.87 | 10.41 | 11.12 | 0.66 | 2.61 | 2.88 | 2.9 | 11.6 | 12.8 | 98 | 3.99 | A | A+ | 4.14 | 6.46 | 2182 | 1.24 |
| | 1.5+1.5+2.0+2.0 | 1.83 | 1.83 | 2.44 | 2.44 | --- | 2.58 | 8.54 | 9.42 | 0.50 | 2.10 | 2.44 | 2.2 | 9.3 | 10.8 | 98 | 4.07 | A | A | 3.98 | 6.46 | 2270 | 1.37 |
| | 1.5+1.5+2.0+2.5 | 1.79 | 1.79 | 2.38 | 2.98 | --- | 2.72 | 8.94 | 10.18 | 0.52 | 2.24 | 2.76 | 2.3 | 9.9 | 12.2 | 98 | 3.99 | A | A | 3.96 | 6.46 | 2286 | 1.26 |
| | 1.5+1.5+2.0+3.5 | 1.70 | 1.70 | 2.27 | 3.97 | --- | 3.00 | 9.63 | 10.19 | 0.59 | 2.49 | 2.75 | 2.6 | 11.0 | 12.2 | 98 | 3.87 | A | A+ | 4.01 | 6.46 | 2256 | 1.25 |
| | 1.5+1.5+2.0+4.2 | 1.65 | 1.65 | 2.20 | 4.62 | --- | 3.20 | 10.11 | 10.74 | 0.61 | 2.75 | 3.03 | 2.7 | 12.2 | 13.4 | 98 | 3.68 | A | A+ | 4.03 | 6.46 | 2243 | 1.25 |
| | 1.5+1.5+2.0+5.0 | 1.56 | 1.56 | 2.08 | 5.21 | --- | 3.42 | 10.41 | 10.86 | 0.64 | 2.76 | 2.98 | 2.8 | 12.2 | 13.2 | 98 | 3.77 | A | A+ | 4.01 | 6.46 | 2258 | 1.25 |
| | 1.5+1.5+2.0+6.0 | 1.42 | 1.42 | 1.89 | 5.68 | --- | 3.70 | 10.41 | 11.09 | 0.62 | 2.62 | 2.90 | 2.8 | 11.6 | 12.9 | 98 | 3.97 | A | A+ | 4.11 | 6.46 | 2201 | 1.24 |
| | 1.5+1.5+2.0+7.1 | 1.29 | 1.29 | 1.72 | 6.11 | --- | 4.01 | 10.41 | 11.12 | 0.69 | 2.61 | 2.88 | 3.1 | 11.6 | 12.8 | 98 | 3.99 | A | A+ | 4.15 | 6.46 | 2181 | 1.24 |
| | 1.5+1.5+2.5+2.5 | 1.74 | 1.74 | 2.90 | 2.90 | --- | 2.86 | 9.28 | 10.18 | 0.57 | 2.39 | 2.76 | 2.5 | 10.6 | 12.2 | 98 | 3.88 | A | A | 3.96 | 6.46 | 2284 | 1.26 |
| | 1.5+1.5+2.5+3.5 | 1.66 | 1.66 | 2.77 | 3.88 | --- | 3.14 | 9.97 | 10.73 | 0.61 | 2.65 | 3.04 | 2.7 | 11.8 | 13.5 | 98 | 3.76 | A | A+ | 4.04 | 6.46 | 2241 | 1.25 |
| | 1.5+1.5+2.5+4.2 | 1.61 | 1.61 | 2.68 | 4.51 | --- | 3.34 | 10.41 | 10.74 | 0.63 | 2.87 | 3.03 | 2.8 | 12.7 | 13.4 | 98 | 3.63 | A | A+ | 4.06 | 6.46 | 2228 | 1.25 |
| | 1.5+1.5+2.5+5.0 | 1.49 | 1.49 | 2.48 | 4.96 | --- | 3.56 | 10.41 | 10.86 | 0.66 | 2.76 | 2.98 | 2.9 | 12.2 | 13.2 | 98 | 3.77 | A | A+ | 4.01 | 6.46 | 2256 | 1.25 |
| | 1.5+1.5+2.5+6.0 | 1.36 | 1.36 | 2.26 | 5.43 | --- | 3.84 | 10.41 | 11.09 | 0.67 | 2.62 | 2.90 | 3.0 | 11.6 | 12.9 | 98 | 3.97 | A | A+ | 4.12 | 6.46 | 2196 | 1.24 |
| | 1.5+1.5+2.5+7.1 | 1.24 | 1.24 | 2.07 | 5.87 | --- | 4.15 | 10.41 | 11.12 | 0.71 | 2.61 | 2.88 | 3.1 | 11.6 | 12.8 | 98 | 3.99 | A | A+ | 4.17 | 6.46 | 2169 | 1.24 |
| | 1.5+1.5+3.5+3.5 | 1.56 | 1.56 | 3.64 | 3.64 | --- | 3.42 | 10.41 | 10.74 | 0.66 | 2.87 | 3.03 | 2.9 | 12.7 | 13.4 | 98 | 3.63 | A | A+ | 4.10 | 6.46 | 2204 | 1.24 |
| | 1.5+1.5+3.5+4.2 | 1.46 | 1.46 | 3.41 | 4.09 | --- | 3.62 | 10.41 | 10.74 | 0.68 | 2.86 | 3.03 | 3.0 | 12.7 | 13.4 | 98 | 3.64 | A | A+ | 4.11 | 6.46 | 2200 | 1.24 |
| | 1.5+1.5+3.5+5.0 | 1.36 | 1.36 | 3.17 | 4.53 | --- | 3.84 | 10.41 | 10.87 | 0.71 | 2.76 | 2.98 | 3.1 | 12.2 | 13.2 | 98 | 3.77 | A | A+ | 4.09 | 6.46 | 2210 | 1.24 |
| | 1.5+1.5+3.5+6.0 | 1.25 | 1.25 | 2.91 | 5.00 | --- | 4.13 | 10.41 | 11.10 | 0.72 | 2.61 | 2.89 | 3.2 | 11.6 | 12.8 | 98 | 3.99 | A | A+ | 4.21 | 6.46 | 2151 | 1.23 |
| | 1.5+1.5+3.5+7.1 | 1.15 | 1.15 | 2.68 | 5.43 | --- | 4.44 | 10.41 | 11.13 | 0.79 | 2.60 | 2.88 | 3.5 | 11.5 | 12.8 | 98 | 4.00 | A | A+ | 4.24 | 6.46 | 2133 | 1.23 |
| | 1.5+1.5+4.2+4.2 | 1.37 | 1.37 | 3.84 | 3.84 | --- | 3.82 | 10.41 | 10.75 | 0.73 | 2.86 | 3.03 | 3.2 | 12.7 | 13.4 | 98 | 3.64 | A | A+ | 4.14 | 6.46 | 2186 | 1.24 |
| | 1.5+1.5+4.2+5.0 | 1.28 | 1.28 | 3.58 | 4.27 | --- | 4.04 | 10.41 | 10.88 | 0.76 | 2.76 | 2.98 | 3.4 | 12.2 | 13.2 | 98 | 3.77 | A | A+ | 4.10 | 6.46 | 2204 | 1.24 |

Notes:
1. Cooling capacity is based on 27°CDB/19°CWB (Indoor temperature). 35°CDB (Outdoor temperature).
   Heating capacity is based on 20°CDB (Indoor temperature). 7°CDB/6°CWB (Outdoor temperature).
2. The total ability of connected indoor unit is up to 14.5kW.
3. It is impossible to connect the indoor unit for one room only.
4. The above is the value for connecting with the following indoor units.
   1.5kW: wall mounted CTXS-K series; 2.0, 2.5, 3.5, 4.2, 5.0kW: wall mounted FTXS-K series
   6.0, 7.1 kW class; wall mounted G series

# Combination tables

## Heating

| Outdoor unit | Indoor unit | Heating capacity (kW) | | | | | Total capacity (kW) | | | Power input (kW) | | | Total current (A) | | | Power factor (%) | COP | Energy label | Seasonal data | | | | |
|---|---|---|---|---|---|---|---|---|---|---|---|---|---|---|---|---|---|---|---|---|---|---|---|
| | | A room | B room | C room | D room | E room | Min. | Nom. | Max. | Min. | Nom. | Max. | Min. | Nom. | Max. | | | | Label | SCOP | Pdesign | AEC | Back-up heater capacity at -10°C |
| 5MXS90E3V3B | 1.5+1.5+4.2+6.0 | 1.18 | 1.18 | 3.31 | 4.73 | --- | 4.32 | 10.41 | 11.11 | 0.77 | 2.61 | 2.89 | 3.4 | 11.6 | 12.8 | 98 | 3.99 | A | A+ | 4.20 | 6.46 | 2152 | 1.23 |
| | 1.5+1.5+4.2+7.1 | 1.09 | 1.09 | 3.06 | 5.17 | --- | 4.63 | 10.41 | 11.14 | 0.81 | 2.60 | 2.88 | 3.6 | 11.5 | 12.8 | 98 | 4.00 | A | A+ | 4.25 | 6.46 | 2131 | 1.23 |
| | 1.5+1.5+5.0+5.0 | 1.20 | 1.20 | 4.00 | 4.00 | --- | 4.27 | 10.41 | 11.01 | 0.76 | 2.71 | 2.93 | 3.4 | 12.0 | 13.0 | 98 | 3.84 | A | A+ | 4.09 | 6.46 | 2212 | 1.24 |
| | 1.5+1.5+5.0+6.0 | 1.12 | 1.12 | 3.72 | 4.46 | --- | 4.55 | 10.41 | 11.23 | 0.77 | 2.56 | 2.90 | 3.4 | 11.4 | 12.9 | 98 | 4.07 | A | A+ | 4.20 | 6.46 | 2156 | 1.23 |
| | 1.5+1.5+5.0+7.1 | 1.03 | 1.03 | 3.45 | 4.89 | --- | 4.86 | 10.41 | 11.27 | 0.84 | 2.50 | 2.88 | 3.7 | 11.1 | 12.8 | 98 | 4.16 | A | A+ | 4.22 | 6.46 | 2146 | 1.23 |
| | 1.5+1.5+6.0+6.0 | 1.04 | 1.04 | 4.16 | 4.16 | --- | 4.83 | 10.41 | 11.46 | 0.80 | 2.43 | 2.81 | 3.5 | 10.8 | 12.5 | 98 | 4.28 | A | A+ | 4.30 | 6.46 | 2103 | 1.22 |
| | 1.5+2.0+2.0+2.0 | 1.79 | 2.38 | 2.38 | 2.38 | --- | 2.72 | 8.94 | 10.18 | 0.52 | 2.24 | 2.76 | 2.3 | 9.9 | 12.2 | 98 | 3.99 | A | A | 3.96 | 6.46 | 2284 | 1.26 |
| | 1.5+2.0+2.0+2.5 | 1.74 | 2.32 | 2.32 | 2.90 | --- | 2.86 | 9.28 | 10.18 | 0.57 | 2.39 | 2.76 | 2.5 | 10.6 | 12.2 | 98 | 3.88 | A | A | 3.97 | 6.46 | 2279 | 1.25 |
| | 1.5+2.0+2.0+3.5 | 1.66 | 2.22 | 2.22 | 3.88 | --- | 3.14 | 9.97 | 10.73 | 0.61 | 2.65 | 3.04 | 2.7 | 11.8 | 13.5 | 98 | 3.76 | A | A+ | 4.06 | 6.46 | 2226 | 1.25 |
| | 1.5+2.0+2.0+4.2 | 1.61 | 2.15 | 2.15 | 4.51 | --- | 3.34 | 10.41 | 10.74 | 0.63 | 2.87 | 3.03 | 2.8 | 12.7 | 13.4 | 98 | 3.63 | A | A+ | 4.06 | 6.46 | 2226 | 1.25 |
| | 1.5+2.0+2.0+5.0 | 1.49 | 1.98 | 1.98 | 4.96 | --- | 3.56 | 10.41 | 10.86 | 0.66 | 2.76 | 2.98 | 2.9 | 12.2 | 13.2 | 98 | 3.77 | A | A+ | 4.04 | 6.46 | 2241 | 1.25 |
| | 1.5+2.0+2.0+6.0 | 1.36 | 1.81 | 1.81 | 5.43 | --- | 3.84 | 10.41 | 11.09 | 0.67 | 2.62 | 2.90 | 3.0 | 11.6 | 12.9 | 98 | 3.97 | A | A+ | 4.15 | 6.46 | 2181 | 1.24 |
| | 1.5+2.0+2.0+7.1 | 1.24 | 1.65 | 1.65 | 5.87 | --- | 4.15 | 10.41 | 11.12 | 0.71 | 2.61 | 2.88 | 3.1 | 11.6 | 12.8 | 98 | 3.99 | A | A+ | 4.17 | 6.46 | 2169 | 1.24 |
| | 1.5+2.0+2.5+2.5 | 1.70 | 2.27 | 2.83 | 2.83 | --- | 3.00 | 9.63 | 10.18 | 0.59 | 2.54 | 2.76 | 2.6 | 11.3 | 12.2 | 98 | 3.79 | A | A | 3.97 | 6.46 | 2278 | 1.25 |
| | 1.5+2.0+2.5+3.5 | 1.63 | 2.17 | 2.72 | 3.80 | --- | 3.28 | 10.32 | 10.73 | 0.63 | 2.81 | 3.04 | 2.8 | 12.5 | 13.5 | 98 | 3.67 | A | A+ | 4.06 | 6.46 | 2226 | 1.25 |
| | 1.5+2.0+2.5+4.2 | 1.53 | 2.04 | 2.55 | 4.29 | --- | 3.48 | 10.41 | 10.74 | 0.66 | 2.87 | 3.03 | 2.9 | 12.7 | 13.4 | 98 | 3.63 | A | A+ | 4.07 | 6.46 | 2224 | 1.25 |
| | 1.5+2.0+2.5+5.0 | 1.42 | 1.89 | 2.37 | 4.73 | --- | 3.70 | 10.41 | 10.86 | 0.68 | 2.76 | 2.98 | 3.0 | 12.2 | 13.2 | 98 | 3.77 | A | A+ | 4.06 | 6.46 | 2226 | 1.25 |
| | 1.5+2.0+2.5+6.0 | 1.30 | 1.74 | 2.17 | 5.21 | --- | 3.99 | 10.41 | 11.09 | 0.69 | 2.62 | 2.90 | 3.1 | 11.6 | 12.9 | 98 | 3.97 | A | A+ | 4.15 | 6.46 | 2181 | 1.24 |
| | 1.5+2.0+2.5+7.1 | 1.19 | 1.59 | 1.99 | 5.64 | --- | 4.30 | 10.41 | 11.12 | 0.74 | 2.61 | 2.88 | 3.3 | 11.6 | 12.8 | 98 | 3.99 | A | A+ | 4.20 | 6.46 | 2154 | 1.23 |
| | 1.5+2.0+3.5+3.5 | 1.49 | 1.98 | 3.47 | 3.47 | --- | 3.56 | 10.41 | 10.74 | 0.68 | 2.87 | 3.03 | 3.0 | 12.7 | 13.4 | 98 | 3.63 | A | A+ | 4.14 | 6.46 | 2184 | 1.24 |
| | 1.5+2.0+3.5+4.2 | 1.39 | 1.86 | 3.25 | 3.90 | --- | 3.76 | 10.41 | 10.74 | 0.73 | 2.86 | 3.03 | 3.2 | 12.7 | 13.4 | 98 | 3.64 | A | A+ | 4.14 | 6.46 | 2184 | 1.24 |
| | 1.5+2.0+3.5+5.0 | 1.30 | 1.74 | 3.04 | 4.34 | --- | 3.99 | 10.41 | 10.87 | 0.73 | 2.76 | 2.98 | 3.2 | 12.2 | 13.2 | 98 | 3.77 | A | A+ | 4.11 | 6.46 | 2200 | 1.24 |
| | 1.5+2.0+3.5+6.0 | 1.20 | 1.60 | 2.80 | 4.80 | --- | 4.27 | 10.41 | 11.10 | 0.74 | 2.61 | 2.89 | 3.3 | 11.6 | 12.8 | 98 | 3.99 | A | A+ | 4.21 | 6.46 | 2148 | 1.23 |
| | 1.5+2.0+3.5+7.1 | 1.11 | 1.48 | 2.58 | 5.24 | --- | 4.58 | 10.41 | 11.13 | 0.81 | 2.60 | 2.88 | 3.6 | 11.5 | 12.8 | 98 | 4.00 | A | A+ | 4.27 | 6.46 | 2121 | 1.23 |
| | 1.5+2.0+4.2+4.2 | 1.31 | 1.75 | 3.67 | 3.67 | --- | 3.96 | 10.41 | 10.75 | 0.75 | 2.86 | 3.03 | 3.3 | 12.7 | 13.4 | 98 | 3.64 | A | A+ | 4.14 | 6.46 | 2185 | 1.24 |
| | 1.5+2.0+4.2+5.0 | 1.23 | 1.64 | 3.44 | 4.10 | --- | 4.18 | 10.41 | 10.88 | 0.78 | 2.76 | 2.98 | 3.5 | 12.2 | 13.2 | 98 | 3.77 | A | A+ | 4.14 | 6.46 | 2184 | 1.24 |
| | 1.5+2.0+4.2+6.0 | 1.14 | 1.52 | 3.19 | 4.56 | --- | 4.46 | 10.41 | 11.11 | 0.79 | 2.61 | 2.89 | 3.5 | 11.6 | 12.8 | 98 | 3.99 | A | A+ | 4.22 | 6.46 | 2146 | 1.23 |
| | 1.5+2.0+4.2+7.1 | 1.06 | 1.41 | 2.95 | 4.99 | --- | 4.78 | 10.41 | 11.14 | 0.84 | 2.60 | 2.88 | 3.7 | 11.5 | 12.8 | 98 | 4.00 | A | A+ | 4.27 | 6.46 | 2119 | 1.23 |
| | 1.5+2.0+5.0+5.0 | 1.16 | 1.54 | 3.86 | 3.86 | --- | 4.41 | 10.41 | 11.01 | 0.79 | 2.71 | 2.93 | 3.5 | 12.0 | 13.0 | 98 | 3.84 | A | A+ | 4.10 | 6.46 | 2204 | 1.24 |
| | 1.5+2.0+5.0+6.0 | 1.08 | 1.44 | 3.59 | 4.31 | --- | 4.69 | 10.41 | 11.23 | 0.82 | 2.56 | 2.90 | 3.6 | 11.4 | 12.9 | 98 | 4.07 | A | A+ | 4.20 | 6.46 | 2152 | 1.23 |
| | 1.5+2.0+5.0+7.1 | 1.00 | 1.33 | 3.34 | 4.74 | --- | 5.00 | 10.41 | 11.27 | 0.87 | 2.50 | 2.88 | 3.9 | 11.1 | 12.8 | 98 | 4.16 | A | A+ | 4.25 | 6.46 | 2131 | 1.23 |
| | 1.5+2.0+6.0+6.0 | 1.01 | 1.34 | 4.03 | 4.03 | --- | 4.97 | 10.41 | 11.46 | 0.83 | 2.43 | 2.81 | 3.7 | 10.8 | 12.5 | 98 | 4.28 | A | A+ | 4.31 | 6.46 | 2098 | 1.22 |
| | 1.5+2.5+2.5+2.5 | 1.66 | 2.77 | 2.77 | 2.77 | --- | 3.14 | 9.97 | 10.72 | 0.61 | 2.65 | 3.04 | 2.7 | 11.8 | 13.5 | 98 | 3.76 | A | A+ | 4.00 | 6.46 | 2259 | 1.25 |
| | 1.5+2.5+2.5+3.5 | 1.56 | 2.60 | 2.60 | 3.64 | --- | 3.42 | 10.41 | 10.73 | 0.66 | 2.87 | 3.04 | 2.9 | 12.7 | 13.5 | 98 | 3.63 | A | A+ | 4.07 | 6.46 | 2224 | 1.25 |
| | 1.5+2.5+2.5+4.2 | 1.46 | 2.43 | 2.43 | 4.09 | --- | 3.62 | 10.41 | 10.74 | 0.68 | 2.87 | 3.03 | 3.0 | 12.7 | 13.4 | 98 | 3.63 | A | A+ | 4.07 | 6.46 | 2222 | 1.24 |
| | 1.5+2.5+2.5+5.0 | 1.36 | 2.26 | 2.26 | 4.53 | --- | 3.84 | 10.41 | 10.86 | 0.71 | 2.76 | 2.98 | 3.1 | 12.2 | 13.2 | 98 | 3.77 | A | A+ | 4.07 | 6.46 | 2224 | 1.25 |
| | 1.5+2.5+2.5+6.0 | 1.25 | 2.08 | 2.08 | 5.00 | --- | 4.13 | 10.41 | 11.09 | 0.72 | 2.62 | 2.90 | 3.2 | 11.6 | 12.9 | 98 | 3.97 | A | A+ | 4.15 | 6.46 | 2181 | 1.24 |
| | 1.5+2.5+2.5+7.1 | 1.15 | 1.91 | 1.91 | 5.43 | --- | 4.44 | 10.41 | 11.12 | 0.79 | 2.61 | 2.88 | 3.5 | 11.6 | 12.8 | 98 | 3.99 | A | A+ | 4.20 | 6.46 | 2152 | 1.23 |
| | 1.5+2.5+3.5+3.5 | 1.42 | 2.37 | 3.31 | 3.31 | --- | 3.70 | 10.41 | 10.74 | 0.71 | 2.87 | 3.03 | 3.1 | 12.7 | 13.4 | 98 | 3.63 | A | A+ | 4.14 | 6.46 | 2184 | 1.24 |
| | 1.5+2.5+3.5+4.2 | 1.33 | 2.22 | 3.11 | 3.74 | --- | 3.90 | 10.41 | 10.74 | 0.76 | 2.86 | 3.03 | 3.4 | 12.7 | 13.4 | 98 | 3.64 | A | A+ | 4.14 | 6.46 | 2185 | 1.24 |
| | 1.5+2.5+3.5+5.0 | 1.25 | 2.08 | 2.91 | 4.16 | --- | 4.13 | 10.41 | 10.87 | 0.76 | 2.76 | 2.98 | 3.4 | 12.2 | 13.2 | 98 | 3.77 | A | A+ | 4.14 | 6.46 | 2184 | 1.24 |
| | 1.5+2.5+3.5+6.0 | 1.16 | 1.93 | 2.70 | 4.63 | --- | 4.41 | 10.41 | 11.10 | 0.77 | 2.61 | 2.89 | 3.4 | 11.6 | 12.8 | 98 | 3.99 | A | A+ | 4.22 | 6.46 | 2146 | 1.23 |
| | 1.5+2.5+3.5+7.1 | 1.07 | 1.78 | 2.50 | 5.06 | --- | 4.72 | 10.41 | 11.13 | 0.84 | 2.60 | 2.88 | 3.7 | 11.5 | 12.8 | 98 | 4.00 | A | A+ | 4.27 | 6.46 | 2119 | 1.23 |
| | 1.5+2.5+4.2+4.2 | 1.26 | 2.10 | 3.53 | 3.53 | --- | 4.10 | 10.41 | 10.75 | 0.78 | 2.86 | 3.03 | 3.5 | 12.7 | 13.4 | 98 | 3.64 | A | A+ | 4.16 | 6.46 | 2173 | 1.24 |
| | 1.5+2.5+4.2+5.0 | 1.18 | 1.97 | 3.31 | 3.94 | --- | 4.32 | 10.41 | 10.88 | 0.81 | 2.76 | 2.98 | 3.6 | 12.2 | 13.2 | 98 | 3.77 | A | A+ | 4.14 | 6.46 | 2184 | 1.24 |
| | 1.5+2.5+4.2+6.0 | 1.10 | 1.83 | 3.08 | 4.40 | --- | 4.61 | 10.41 | 11.11 | 0.82 | 2.61 | 2.89 | 3.6 | 11.6 | 12.8 | 98 | 3.99 | A | A+ | 4.24 | 6.46 | 2133 | 1.23 |
| | 1.5+2.5+4.2+7.1 | 1.02 | 1.70 | 2.86 | 4.83 | --- | 4.92 | 10.41 | 11.14 | 0.90 | 2.60 | 2.88 | 4.0 | 11.5 | 12.8 | 98 | 4.00 | A | A+ | 4.27 | 6.46 | 2119 | 1.23 |
| | 1.5+2.5+5.0+5.0 | 1.12 | 1.86 | 3.72 | 3.72 | --- | 4.10 | 10.41 | 10.75 | 0.78 | 2.86 | 3.03 | 3.5 | 12.7 | 13.4 | 98 | 3.64 | A | A+ | 4.11 | 6.46 | 2200 | 1.24 |
| | 1.5+2.5+5.0+6.0 | 1.04 | 1.74 | 3.47 | 4.16 | --- | 4.32 | 10.41 | 10.88 | 0.81 | 2.76 | 2.98 | 3.6 | 12.2 | 13.2 | 98 | 3.77 | A | A+ | 4.21 | 6.46 | 2148 | 1.23 |
| | 1.5+3.5+3.5+3.5 | 1.30 | 3.04 | 3.04 | 3.04 | --- | 3.99 | 10.41 | 10.74 | 0.76 | 2.86 | 3.03 | 3.4 | 12.7 | 13.4 | 98 | 3.64 | A | A+ | 4.20 | 6.46 | 2152 | 1.23 |
| | 1.5+3.5+3.5+4.2 | 1.23 | 2.87 | 2.87 | 3.44 | --- | 4.18 | 10.41 | 10.75 | 0.81 | 2.86 | 3.03 | 3.6 | 12.7 | 13.4 | 98 | 3.64 | A | A+ | 4.21 | 6.46 | 2150 | 1.23 |
| | 1.5+3.5+3.5+5.0 | 1.16 | 2.70 | 2.70 | 3.86 | --- | 4.41 | 10.41 | 10.88 | 0.84 | 2.76 | 2.98 | 3.7 | 12.2 | 13.2 | 98 | 3.77 | A | A+ | 4.19 | 6.46 | 2157 | 1.23 |
| | 1.5+3.5+3.5+6.0 | 1.08 | 2.51 | 2.51 | 4.31 | --- | 4.69 | 10.41 | 11.11 | 0.85 | 2.61 | 2.89 | 3.8 | 11.6 | 12.8 | 98 | 3.99 | A | A+ | 4.30 | 6.46 | 2102 | 1.22 |
| | 1.5+3.5+3.5+7.1 | 1.00 | 2.34 | 2.34 | 4.74 | --- | 5.00 | 10.41 | 11.14 | 0.90 | 2.60 | 2.88 | 4.0 | 11.5 | 12.8 | 98 | 4.00 | A | A+ | 4.33 | 6.46 | 2088 | 1.22 |
| | 1.5+3.5+4.2+4.2 | 1.17 | 2.72 | 3.26 | 3.26 | --- | 4.38 | 10.41 | 10.76 | 0.83 | 2.86 | 3.02 | 3.7 | 12.7 | 13.4 | 98 | 3.64 | A | A+ | 4.23 | 6.46 | 2136 | 1.23 |
| | 1.5+3.5+4.2+5.0 | 1.10 | 2.57 | 3.08 | 3.67 | --- | 4.61 | 10.41 | 10.89 | 0.86 | 2.75 | 2.98 | 3.8 | 12.2 | 13.2 | 98 | 3.79 | A | A+ | 4.20 | 6.46 | 2152 | 1.23 |
| | 1.5+3.5+4.2+6.0 | 1.03 | 2.40 | 2.88 | 4.11 | --- | 4.89 | 10.41 | 11.12 | 0.87 | 2.61 | 2.89 | 3.9 | 11.6 | 12.8 | 98 | 3.99 | A | A+ | 4.30 | 6.46 | 2102 | 1.22 |
| | 1.5+3.5+5.0+5.0 | 1.04 | 2.43 | 3.47 | 3.47 | --- | 4.83 | 10.41 | 11.01 | 0.90 | 2.71 | 2.93 | 4.0 | 12.0 | 13.0 | 98 | 3.84 | A | A+ | 4.20 | 6.46 | 2155 | 1.23 |
| | 1.5+4.2+4.2+4.2 | 1.11 | 3.10 | 3.10 | 3.10 | --- | 4.58 | 10.41 | 10.77 | 0.89 | 2.85 | 3.02 | 3.9 | 12.6 | 13.4 | 98 | 3.65 | A | A+ | 4.23 | 6.46 | 2136 | 1.23 |
| | 1.5+4.2+4.2+5.0 | 1.05 | 2.93 | 2.93 | 3.49 | --- | 4.80 | 10.41 | 10.90 | 0.92 | 2.75 | 2.97 | 4.1 | 12.2 | 13.2 | 98 | 3.79 | A | A+ | 4.20 | 6.46 | 2152 | 1.23 |
| | 2.0+2.0+2.0+2.0 | 2.32 | 2.32 | 2.32 | 2.32 | --- | 2.86 | 9.28 | 10.18 | 0.57 | 2.39 | 2.76 | 2.5 | 10.6 | 12.2 | 98 | 3.88 | A | A | 3.97 | 6.46 | 2278 | 1.25 |
| | 2.0+2.0+2.0+2.5 | 2.26 | 2.26 | 2.26 | 2.84 | --- | 3.00 | 9.62 | 10.18 | 0.59 | 2.49 | 2.76 | 2.6 | 11.0 | 12.2 | 98 | 3.86 | A | A+ | 4.00 | 6.46 | 2259 | 1.25 |
| | 2.0+2.0+2.0+3.5 | 2.17 | 2.17 | 2.17 | 3.80 | --- | 3.28 | 10.31 | 10.73 | 0.63 | 2.81 | 3.04 | 2.8 | 12.5 | 13.5 | 98 | 3.67 | A | A+ | 4.07 | 6.46 | 2224 | 1.25 |
| | 2.0+2.0+2.0+4.2 | 2.04 | 2.04 | 2.04 | 4.28 | --- | 3.48 | 10.40 | 10.74 | 0.66 | 2.87 | 3.03 | 2.9 | 12.7 | 13.4 | 98 | 3.62 | A | A+ | 4.07 | 6.46 | 2222 | 1.24 |
| | 2.0+2.0+2.0+5.0 | 1.89 | 1.89 | 1.89 | 4.73 | --- | 3.70 | 10.40 | 10.86 | 0.68 | 2.76 | 2.99 | 3.0 | 12.2 | 13.3 | 98 | 3.77 | A | A+ | 4.07 | 6.46 | 2224 | 1.25 |
| | 2.0+2.0+2.0+6.0 | 1.73 | 1.73 | 1.73 | 5.21 | --- | 3.99 | 10.40 | 11.09 | 0.69 | 2.62 | 2.90 | 3.1 | 11.6 | 12.9 | 98 | 3.97 | A | A+ | 4.15 | 6.46 | 2181 | 1.24 |
| | 2.0+2.0+2.0+7.1 | 1.59 | 1.59 | 1.59 | 5.63 | --- | 4.30 | 10.40 | 11.12 | 0.74 | 2.61 | 2.88 | 3.3 | 11.6 | 12.8 | 98 | 3.98 | A | A+ | 4.20 | 6.46 | 2152 | 1.23 |
| | 2.0+2.0+2.5+2.5 | 2.21 | 2.21 | 2.77 | 2.77 | --- | 3.14 | 9.96 | 10.72 | 0.61 | 2.65 | 3.04 | 2.7 | 11.8 | 13.5 | 98 | 3.76 | A | A+ | 4.01 | 6.46 | 2257 | 1.25 |
| | 2.0+2.0+2.5+3.5 | 2.08 | 2.08 | 2.60 | 3.64 | --- | 3.42 | 10.40 | 10.73 | 0.66 | 2.87 | 3.04 | 2.9 | 12.7 | 13.5 | 98 | 3.62 | A | A+ | 4.07 | 6.46 | 2222 | 1.24 |
| | 2.0+2.0+2.5+4.2 | 1.94 | 1.94 | 2.44 | 4.08 | --- | 3.62 | 10.40 | 10.74 | 0.68 | 2.87 | 3.03 | 3.0 | 12.7 | 13.4 | 98 | 3.62 | A | A+ | 4.10 | 6.46 | 2209 | 1.24 |
| | 2.0+2.0+2.5+5.0 | 1.81 | 1.81 | 2.26 | 4.52 | --- | 3.84 | 10.40 | 10.86 | 0.71 | 2.76 | 2.99 | 3.1 | 12.2 | 13.3 | 98 | 3.77 | A | A+ | 4.07 | 6.46 | 2224 | 1.25 |
| | 2.0+2.0+2.5+6.0 | 1.66 | 1.66 | 2.08 | 5.00 | --- | 4.13 | 10.40 | 11.09 | 0.72 | 2.62 | 2.90 | 3.2 | 11.6 | 12.9 | 98 | 3.97 | A | A+ | 4.17 | 6.46 | 2169 | 1.24 |
| | 2.0+2.0+2.5+7.1 | 1.53 | 1.53 | 1.91 | 5.43 | --- | 4.44 | 10.40 | 11.12 | 0.79 | 2.61 | 2.88 | 3.5 | 11.6 | 12.8 | 98 | 3.98 | A | A+ | 4.20 | 6.46 | 2152 | 1.23 |
| | 2.0+2.0+3.5+3.5 | 1.89 | 1.89 | 3.31 | 3.31 | --- | 3.70 | 10.40 | 10.74 | 0.71 | 2.87 | 3.03 | 3.1 | 12.7 | 13.4 | 98 | 3.62 | A | A+ | 4.14 | 6.46 | 2185 | 1.24 |
| | 2.0+2.0+3.5+4.2 | 1.78 | 1.78 | 3.11 | 3.73 | --- | 3.90 | 10.40 | 10.74 | 0.76 | 2.86 | 3.03 | 3.4 | 12.7 | 13.4 | 98 | 3.64 | A | A+ | 4.16 | 6.46 | 2173 | 1.24 |
| | 2.0+2.0+3.5+5.0 | 1.66 | 1.66 | 2.91 | 4.17 | --- | 4.13 | 10.40 | 10.87 | 0.76 | 2.76 | 2.98 | 3.4 | 12.2 | 13.2 | 98 | 3.77 | A | A+ | 4.14 | 6.46 | 2184 | 1.24 |
| | 2.0+2.0+3.5+6.0 | 1.54 | 1.54 | 2.70 | 4.62 | --- | 4.41 | 10.40 | 11.10 | 0.77 | 2.61 | 2.89 | 3.4 | 11.6 | 12.8 | 98 | 3.98 | A | A+ | 4.24 | 6.46 | 2133 | 1.23 |
| | 2.0+2.0+3.5+7.1 | 1.42 | 1.42 | 2.49 | 5.07 | --- | 4.72 | 10.40 | 11.13 | 0.84 | 2.60 | 2.88 | 3.7 | 11.5 | 12.8 | 98 | 4.00 | A | A+ | 4.27 | 6.46 | 2119 | 1.23 |
| | 2.0+2.0+4.2+4.2 | 1.68 | 1.68 | 3.52 | 3.52 | --- | 4.10 | 10.40 | 10.75 | 0.78 | 2.86 | 3.03 | 3.5 | 12.7 | 13.4 | 98 | 3.64 | A | A+ | 4.16 | 6.46 | 2173 | 1.24 |
| | 2.0+2.0+4.2+5.0 | 1.58 | 1.58 | 3.31 | 3.93 | --- | 4.32 | 10.40 | 10.88 | 0.81 | 2.76 | 2.98 | 3.6 | 12.2 | 13.2 | 98 | 3.77 | A | A+ | 4.14 | 6.46 | 2185 | 1.24 |
| | 2.0+2.0+4.2+6.0 | 1.46 | 1.46 | 3.09 | 4.39 | --- | 4.61 | 10.40 | 11.11 | 0.82 | 2.61 | 2.89 | 3.6 | 11.6 | 12.8 | 98 | 3.98 | A | A+ | 4.25 | 6.46 | 2131 | 1.23 |
| | 2.0+2.0+4.2+7.1 | 1.36 | 1.36 | 2.85 | 4.83 | --- | 4.92 | 10.40 | 11.14 | 0.90 | 2.60 | 2.88 | 4.0 | 11.5 | 12.8 | 98 | 4.00 | A | A+ | 4.27 | 6.46 | 2116 | 1.22 |
| | 2.0+2.0+5.0+5.0 | 1.49 | 1.49 | 3.71 | 3.71 | --- | 4.55 | 10.40 | 11.01 | 0.84 | 2.71 | 2.93 | 3.7 | 12.0 | 13.0 | 98 | 3.84 | A | A+ | 4.14 | 6.46 | 2184 | 1.24 |

Notes:
1. Cooling capacity is based on 27°CDB/19°CWB (Indoor temperature). 35°CDB (Outdoor temperature).
   Heating capacity is based on 20°CDB (Indoor temperature). 7°CDB/6°CWB (Outdoor temperature).
2. The total ability of connected indoor unit is up to 14.5kW.
3. It is impossible to connect the indoor unit for one room only.
4. The above is the value for connecting with the following indoor units.
   1.5kW: wall mounted CTXS-K series; 2.0, 2.5, 3.5, 4.2, 5.0kW: wall mounted FTXS-K series
   6.0, 7.1 kW class; wall mounted G series

# Combination tables

## Heating

| Outdoor unit | Indoor unit | Heating capacity (kW) | | | | | Total capacity (kW) | | | Power input (kW) | | | Total current (A) | | | Power factor (%) | COP | Energy label | Seasonal data | | | | |
|---|---|---|---|---|---|---|---|---|---|---|---|---|---|---|---|---|---|---|---|---|---|---|---|
| | | A room | B room | C room | D room | E room | Min. | Nom. | Max. | Min. | Nom. | Max. | Min. | Nom. | Max. | | | | Label | SCOP | Pdesign | AEC | Back-up heater capacity at -10°C |
| 5MXS90E3V3B | 2.0+2.0+5.0+6.0 | 1.39 | 1.39 | 3.47 | 4.15 | --- | 4.83 | 10.40 | 11.23 | 0.85 | 2.51 | 2.90 | 3.8 | 11.1 | 12.9 | 98 | 4.14 | A | A+ | 4.24 | 6.46 | 2133 | 1.23 |
| | 2.0+2.5+2.5+2.5 | 2.18 | 2.71 | 2.71 | 2.71 | --- | 3.28 | 10.31 | 10.72 | 0.64 | 2.82 | 3.04 | 2.8 | 12.5 | 13.5 | 98 | 3.66 | A | A+ | 4.01 | 6.46 | 2255 | 1.25 |
| | 2.0+2.5+2.5+3.5 | 1.97 | 2.48 | 2.48 | 3.47 | --- | 3.56 | 10.40 | 10.73 | 0.68 | 2.87 | 3.04 | 3.0 | 12.7 | 13.5 | 98 | 3.62 | A | A+ | 4.10 | 6.46 | 2209 | 1.24 |
| | 2.0+2.5+2.5+4.2 | 1.86 | 2.32 | 2.32 | 3.90 | --- | 3.76 | 10.40 | 10.74 | 0.73 | 2.87 | 3.03 | 3.2 | 12.7 | 13.4 | 98 | 3.62 | A | A+ | 4.10 | 6.46 | 2207 | 1.24 |
| | 2.0+2.5+2.5+5.0 | 1.73 | 2.17 | 2.17 | 4.33 | --- | 3.99 | 10.40 | 10.86 | 0.73 | 2.76 | 2.99 | 3.2 | 12.2 | 13.3 | 98 | 3.77 | A | A+ | 4.07 | 6.46 | 2222 | 1.24 |
| | 2.0+2.5+2.5+6.0 | 1.60 | 2.00 | 2.00 | 4.80 | --- | 4.27 | 10.40 | 11.09 | 0.74 | 2.62 | 2.90 | 3.3 | 11.6 | 12.9 | 98 | 3.97 | A | A+ | 4.17 | 6.46 | 2167 | 1.24 |
| | 2.0+2.5+2.5+7.1 | 1.48 | 1.84 | 1.84 | 5.24 | --- | 4.58 | 10.40 | 11.12 | 0.82 | 2.61 | 2.88 | 3.6 | 11.6 | 12.8 | 98 | 3.98 | A | A+ | 4.21 | 6.46 | 2147 | 1.23 |
| | 2.0+2.5+3.5+3.5 | 1.80 | 2.26 | 3.17 | 3.17 | --- | 3.84 | 10.40 | 10.74 | 0.73 | 2.87 | 3.03 | 3.2 | 12.7 | 13.4 | 98 | 3.62 | A | A+ | 4.16 | 6.46 | 2173 | 1.24 |
| | 2.0+2.5+3.5+4.2 | 1.71 | 2.13 | 2.98 | 3.58 | --- | 4.04 | 10.40 | 10.74 | 0.78 | 2.86 | 3.03 | 3.5 | 12.7 | 13.4 | 98 | 3.64 | A | A+ | 4.16 | 6.46 | 2172 | 1.24 |
| | 2.0+2.5+3.5+5.0 | 1.60 | 2.00 | 2.80 | 4.00 | --- | 4.27 | 10.40 | 10.87 | 0.78 | 2.76 | 2.98 | 3.5 | 12.2 | 13.2 | 98 | 3.77 | A | A+ | 4.14 | 6.46 | 2185 | 1.24 |
| | 2.0+2.5+3.5+6.0 | 1.48 | 1.86 | 2.60 | 4.46 | --- | 4.55 | 10.40 | 11.10 | 0.82 | 2.61 | 2.89 | 3.6 | 11.6 | 12.8 | 98 | 3.98 | A | A+ | 4.25 | 6.46 | 2131 | 1.23 |
| | 2.0+2.5+3.5+7.1 | 1.38 | 1.72 | 2.41 | 4.89 | --- | 4.86 | 10.40 | 11.13 | 0.87 | 2.60 | 2.88 | 3.9 | 11.5 | 12.8 | 98 | 4.00 | A | A+ | 4.27 | 6.46 | 2116 | 1.22 |
| | 2.0+2.5+4.2+4.2 | 1.61 | 2.01 | 3.39 | 3.39 | --- | 4.24 | 10.40 | 10.75 | 0.81 | 2.86 | 3.03 | 3.6 | 12.7 | 13.4 | 98 | 3.64 | A | A+ | 4.17 | 6.46 | 2171 | 1.23 |
| | 2.0+2.5+4.2+5.0 | 1.52 | 1.90 | 3.19 | 3.79 | --- | 4.46 | 10.40 | 10.88 | 0.84 | 2.76 | 2.98 | 3.7 | 12.2 | 13.2 | 98 | 3.77 | A | A+ | 4.16 | 6.46 | 2173 | 1.24 |
| | 2.0+2.5+4.2+6.0 | 1.42 | 1.77 | 2.97 | 4.24 | --- | 4.75 | 10.40 | 11.11 | 0.85 | 2.61 | 2.89 | 3.8 | 11.6 | 12.8 | 98 | 3.98 | A | A+ | 4.27 | 6.46 | 2121 | 1.23 |
| | 2.0+2.5+5.0+5.0 | 1.43 | 1.79 | 3.59 | 3.59 | --- | 4.69 | 10.40 | 11.01 | 0.87 | 2.71 | 2.93 | 3.9 | 12.0 | 13.0 | 98 | 3.84 | A | A+ | 4.14 | 6.46 | 2184 | 1.24 |
| | 2.0+2.5+5.0+6.0 | 1.34 | 1.68 | 3.35 | 4.03 | --- | 4.97 | 10.40 | 11.23 | 0.88 | 2.51 | 2.90 | 3.9 | 11.1 | 12.9 | 98 | 4.14 | A | A+ | 4.24 | 6.46 | 2133 | 1.23 |
| | 2.0+3.5+3.5+3.5 | 1.67 | 2.91 | 2.91 | 2.91 | --- | 4.13 | 10.40 | 10.74 | 0.78 | 2.86 | 3.03 | 3.5 | 12.7 | 13.4 | 98 | 3.64 | A | A+ | 4.23 | 6.46 | 2136 | 1.23 |
| | 2.0+3.5+3.5+4.2 | 1.58 | 2.76 | 2.76 | 3.30 | --- | 4.32 | 10.40 | 10.75 | 0.84 | 2.86 | 3.03 | 3.7 | 12.7 | 13.4 | 98 | 3.64 | A | A+ | 4.24 | 6.46 | 2135 | 1.23 |
| | 2.0+3.5+3.5+5.0 | 1.49 | 2.60 | 2.60 | 3.71 | --- | 4.55 | 10.40 | 10.88 | 0.87 | 2.76 | 2.98 | 3.9 | 12.2 | 13.2 | 98 | 3.77 | A | A+ | 4.23 | 6.46 | 2136 | 1.23 |
| | 2.0+3.5+3.5+6.0 | 1.38 | 2.43 | 2.43 | 4.16 | --- | 4.83 | 10.40 | 11.11 | 0.87 | 2.61 | 2.89 | 3.9 | 11.6 | 12.8 | 98 | 3.98 | A | A+ | 4.31 | 6.46 | 2100 | 1.22 |
| | 2.0+3.5+4.2+4.2 | 1.50 | 2.62 | 3.14 | 3.14 | --- | 4.52 | 10.40 | 10.76 | 0.89 | 2.86 | 3.02 | 3.9 | 12.7 | 13.4 | 98 | 3.64 | A | A+ | 4.26 | 6.46 | 2124 | 1.23 |
| | 2.0+3.5+4.2+5.0 | 1.41 | 2.48 | 2.97 | 3.54 | --- | 4.75 | 10.40 | 10.89 | 0.89 | 2.75 | 2.98 | 3.9 | 12.2 | 13.2 | 98 | 3.78 | A | A+ | 4.23 | 6.46 | 2136 | 1.23 |
| | 2.0+3.5+5.0+5.0 | 1.35 | 2.35 | 3.35 | 3.35 | --- | 4.97 | 10.40 | 11.01 | 0.92 | 2.65 | 2.93 | 4.1 | 11.8 | 13.0 | 98 | 3.92 | A | A+ | 4.20 | 6.46 | 2152 | 1.23 |
| | 2.0+4.2+4.2+4.2 | 1.43 | 2.99 | 2.99 | 2.99 | --- | 4.72 | 10.40 | 10.77 | 0.92 | 2.85 | 3.02 | 4.1 | 12.6 | 13.4 | 98 | 3.65 | A | A+ | 4.26 | 6.46 | 2123 | 1.23 |
| | 2.0+4.2+4.2+5.0 | 1.35 | 2.84 | 2.84 | 3.37 | --- | 4.94 | 10.40 | 10.90 | 0.95 | 2.75 | 2.97 | 4.2 | 12.2 | 13.2 | 98 | 3.78 | A | A+ | 4.24 | 6.46 | 2135 | 1.23 |
| | 2.5+2.5+2.5+2.5 | 2.60 | 2.60 | 2.60 | 2.60 | --- | 3.42 | 10.40 | 10.72 | 0.66 | 2.87 | 3.04 | 2.9 | 12.7 | 13.5 | 98 | 3.62 | A | A+ | 4.01 | 6.46 | 2255 | 1.25 |
| | 2.5+2.5+2.5+3.5 | 2.36 | 2.36 | 2.36 | 3.32 | --- | 3.70 | 10.40 | 10.73 | 0.71 | 2.87 | 3.04 | 3.1 | 12.7 | 13.5 | 98 | 3.62 | A | A+ | 4.10 | 6.46 | 2207 | 1.24 |
| | 2.5+2.5+2.5+4.2 | 2.22 | 2.22 | 2.22 | 3.74 | --- | 3.90 | 10.40 | 10.74 | 0.76 | 2.87 | 3.03 | 3.4 | 12.7 | 13.4 | 98 | 3.62 | A | A+ | 4.10 | 6.46 | 2206 | 1.24 |
| | 2.5+2.5+2.5+5.0 | 2.08 | 2.08 | 2.08 | 4.16 | --- | 4.13 | 10.40 | 10.86 | 0.76 | 2.76 | 2.99 | 3.4 | 12.2 | 13.3 | 98 | 3.77 | A | A+ | 4.10 | 6.46 | 2209 | 1.24 |
| | 2.5+2.5+2.5+6.0 | 1.93 | 1.93 | 1.93 | 4.61 | --- | 4.41 | 10.40 | 11.09 | 0.77 | 2.62 | 2.90 | 3.4 | 11.6 | 12.9 | 98 | 3.97 | A | A+ | 4.20 | 6.46 | 2154 | 1.23 |
| | 2.5+2.5+2.5+7.1 | 1.78 | 1.78 | 1.78 | 5.06 | --- | 4.72 | 10.40 | 11.12 | 0.84 | 2.61 | 2.88 | 3.7 | 11.6 | 12.8 | 98 | 3.98 | A | A+ | 4.21 | 6.46 | 2147 | 1.23 |
| | 2.5+2.5+3.5+3.5 | 2.17 | 2.17 | 3.03 | 3.03 | --- | 3.99 | 10.40 | 10.74 | 0.76 | 2.87 | 3.03 | 3.4 | 12.7 | 13.4 | 98 | 3.62 | A | A+ | 4.17 | 6.46 | 2171 | 1.24 |
| | 2.5+2.5+3.5+4.2 | 2.05 | 2.05 | 2.87 | 3.43 | --- | 4.18 | 10.40 | 10.74 | 0.81 | 2.86 | 3.03 | 3.6 | 12.7 | 13.4 | 98 | 3.64 | A | A+ | 4.19 | 6.46 | 2157 | 1.23 |
| | 2.5+2.5+3.5+5.0 | 1.93 | 1.93 | 2.70 | 3.84 | --- | 4.41 | 10.40 | 10.87 | 0.84 | 2.76 | 2.98 | 3.7 | 12.2 | 13.2 | 98 | 3.77 | A | A+ | 4.16 | 6.46 | 2173 | 1.24 |
| | 2.5+2.5+3.5+6.0 | 1.79 | 1.79 | 2.51 | 4.31 | --- | 4.69 | 10.40 | 11.10 | 0.85 | 2.61 | 2.89 | 3.8 | 11.6 | 12.8 | 98 | 3.98 | A | A+ | 4.27 | 6.46 | 2121 | 1.23 |
| | 2.5+2.5+3.5+7.1 | 1.67 | 1.67 | 2.33 | 4.73 | --- | 5.00 | 10.40 | 11.13 | 0.90 | 2.60 | 2.88 | 4.0 | 11.5 | 12.8 | 98 | 4.00 | A | A+ | 4.30 | 6.46 | 2103 | 1.22 |
| | 2.5+2.5+4.2+4.2 | 1.94 | 1.94 | 3.26 | 3.26 | --- | 4.38 | 10.40 | 10.75 | 0.84 | 2.86 | 3.03 | 3.7 | 12.7 | 13.4 | 98 | 3.64 | A | A+ | 4.20 | 6.46 | 2155 | 1.23 |
| | 2.5+2.5+4.2+5.0 | 1.83 | 1.83 | 3.08 | 3.66 | --- | 4.61 | 10.40 | 10.88 | 0.87 | 2.76 | 2.98 | 3.9 | 12.2 | 13.2 | 98 | 3.77 | A | A+ | 4.16 | 6.46 | 2172 | 1.24 |
| | 2.5+2.5+4.2+6.0 | 1.71 | 1.71 | 2.87 | 4.11 | --- | 4.89 | 10.40 | 11.11 | 0.87 | 2.61 | 2.89 | 3.9 | 11.6 | 12.8 | 98 | 3.98 | A | A+ | 4.27 | 6.46 | 2119 | 1.23 |
| | 2.5+2.5+5.0+5.0 | 1.73 | 1.73 | 3.47 | 3.47 | --- | 4.83 | 10.40 | 11.01 | 0.90 | 2.71 | 2.93 | 4.0 | 12.0 | 13.0 | 98 | 3.84 | A | A+ | 4.14 | 6.46 | 2185 | 1.24 |
| | 2.5+3.5+3.5+3.5 | 2.00 | 2.80 | 2.80 | 2.80 | --- | 4.27 | 10.40 | 10.74 | 0.84 | 2.86 | 3.03 | 3.7 | 12.7 | 13.4 | 98 | 3.64 | A | A+ | 4.24 | 6.46 | 2135 | 1.23 |
| | 2.5+3.5+3.5+4.2 | 1.90 | 2.66 | 2.66 | 3.18 | --- | 4.46 | 10.40 | 10.75 | 0.86 | 2.86 | 3.03 | 3.8 | 12.7 | 13.4 | 98 | 3.64 | A | A+ | 4.26 | 6.46 | 2124 | 1.23 |
| | 2.5+3.5+3.5+5.0 | 1.79 | 2.51 | 2.51 | 3.59 | --- | 4.69 | 10.40 | 10.88 | 0.89 | 2.76 | 2.98 | 3.9 | 12.2 | 13.2 | 98 | 3.77 | A | A+ | 4.23 | 6.46 | 2136 | 1.23 |
| | 2.5+3.5+3.5+6.0 | 1.67 | 2.35 | 2.35 | 4.03 | --- | 4.97 | 10.40 | 11.11 | 0.90 | 2.61 | 2.89 | 4.0 | 11.6 | 12.8 | 98 | 3.98 | A | A+ | 4.33 | 6.46 | 2090 | 1.22 |
| | 2.5+3.5+4.2+4.2 | 1.81 | 2.53 | 3.03 | 3.03 | --- | 4.66 | 10.40 | 10.76 | 0.92 | 2.86 | 3.02 | 4.1 | 12.7 | 13.4 | 98 | 3.64 | A | A+ | 4.26 | 6.46 | 2123 | 1.23 |
| | 2.5+3.5+4.2+5.0 | 1.72 | 2.39 | 2.87 | 3.42 | --- | 4.89 | 10.40 | 10.89 | 0.92 | 2.75 | 2.98 | 4.1 | 12.2 | 13.2 | 98 | 3.78 | A | A+ | 4.24 | 6.46 | 2135 | 1.23 |
| | 2.5+4.2+4.2+4.2 | 1.73 | 2.89 | 2.89 | 2.89 | --- | 4.86 | 10.40 | 10.77 | 0.95 | 2.85 | 3.02 | 4.2 | 12.6 | 13.4 | 98 | 3.65 | A | A+ | 4.26 | 6.46 | 2123 | 1.23 |
| | 3.5+3.5+3.5+3.5 | 2.60 | 2.60 | 2.60 | 2.60 | --- | 4.55 | 10.40 | 10.75 | 0.89 | 2.86 | 3.03 | 3.9 | 12.7 | 13.4 | 98 | 3.64 | A | A+ | 4.30 | 6.46 | 2104 | 1.22 |
| | 3.5+3.5+3.5+4.2 | 2.48 | 2.48 | 2.48 | 2.96 | --- | 4.75 | 10.40 | 10.76 | 0.92 | 2.86 | 3.02 | 4.1 | 12.7 | 13.4 | 98 | 3.64 | A | A+ | 4.32 | 6.46 | 2094 | 1.22 |
| | 3.5+3.5+3.5+5.0 | 2.35 | 2.35 | 2.35 | 3.35 | --- | 4.97 | 10.40 | 10.89 | 0.95 | 2.76 | 2.98 | 4.2 | 12.2 | 13.2 | 98 | 3.77 | A | A+ | 4.30 | 6.46 | 2105 | 1.22 |
| | 3.5+3.5+4.2+4.2 | 2.36 | 2.36 | 2.84 | 2.84 | --- | 4.94 | 10.40 | 10.77 | 0.98 | 2.85 | 3.02 | 4.3 | 12.6 | 13.4 | 98 | 3.65 | A | A+ | 4.32 | 6.46 | 2094 | 1.22 |
| | 1.5+1.5+1.5+1.5 | 1.79 | 1.79 | 1.79 | 1.79 | 1.79 | 2.72 | 8.93 | 10.48 | 0.45 | 2.12 | 2.68 | 2.0 | 9.4 | 11.9 | 98 | 4.21 | A | A+ | 4.12 | 6.46 | 2194 | 1.24 |
| | 1.5+1.5+1.5+2.0 | 1.74 | 1.74 | 1.74 | 1.74 | 2.32 | 2.86 | 9.27 | 10.48 | 0.47 | 2.21 | 2.68 | 2.1 | 9.8 | 11.9 | 98 | 4.19 | A | A+ | 4.13 | 6.46 | 2190 | 1.24 |
| | 1.5+1.5+1.5+2.5 | 1.70 | 1.70 | 1.70 | 1.70 | 2.83 | 3.00 | 9.62 | 10.48 | 0.51 | 2.31 | 2.68 | 2.3 | 10.2 | 11.9 | 98 | 4.16 | A | A+ | 4.16 | 6.46 | 2175 | 1.24 |
| | 1.5+1.5+1.5+3.5 | 1.63 | 1.63 | 1.63 | 1.63 | 3.80 | 3.28 | 10.31 | 11.11 | 0.55 | 2.56 | 2.89 | 2.4 | 11.4 | 12.8 | 98 | 4.03 | A | A+ | 4.24 | 6.46 | 2132 | 1.23 |
| | 1.5+1.5+1.5+4.2 | 1.53 | 1.53 | 1.53 | 1.53 | 4.28 | 3.48 | 10.40 | 11.11 | 0.59 | 2.61 | 2.89 | 2.6 | 11.6 | 12.8 | 98 | 3.98 | A | A+ | 4.24 | 6.46 | 2132 | 1.23 |
| | 1.5+1.5+1.5+5.0 | 1.42 | 1.42 | 1.42 | 1.42 | 4.73 | 3.70 | 10.40 | 11.24 | 0.60 | 2.51 | 2.90 | 2.7 | 11.1 | 12.9 | 98 | 4.14 | A | A+ | 4.23 | 6.46 | 2141 | 1.23 |
| | 1.5+1.5+1.5+6.0 | 1.30 | 1.30 | 1.30 | 1.30 | 5.20 | 3.99 | 10.40 | 11.47 | 0.60 | 2.38 | 2.81 | 2.7 | 10.6 | 12.5 | 98 | 4.37 | A | A+ | 4.34 | 6.46 | 2084 | 1.22 |
| | 1.5+1.5+1.5+7.1 | 1.19 | 1.19 | 1.19 | 1.19 | 5.64 | 4.30 | 10.40 | 11.50 | 0.66 | 2.36 | 2.79 | 2.9 | 10.5 | 12.4 | 98 | 4.41 | A | A+ | 4.37 | 6.46 | 2072 | 1.22 |
| | 1.5+1.5+2.0+2.0 | 1.70 | 1.70 | 1.70 | 2.26 | 2.26 | 3.00 | 9.62 | 10.48 | 0.51 | 2.31 | 2.68 | 2.3 | 10.2 | 11.9 | 98 | 4.16 | A | A+ | 4.17 | 6.46 | 2170 | 1.24 |
| | 1.5+1.5+2.0+2.5 | 1.66 | 1.66 | 1.66 | 2.21 | 2.77 | 3.14 | 9.96 | 11.10 | 0.53 | 2.46 | 2.89 | 2.4 | 10.9 | 12.8 | 98 | 4.05 | A | A+ | 4.17 | 6.46 | 2169 | 1.24 |
| | 1.5+1.5+2.0+3.5 | 1.56 | 1.56 | 1.56 | 2.08 | 3.64 | 3.42 | 10.40 | 11.11 | 0.57 | 2.61 | 2.89 | 2.5 | 11.6 | 12.8 | 98 | 3.98 | A | A+ | 4.27 | 6.46 | 2117 | 1.23 |
| | 1.5+1.5+2.0+4.2 | 1.46 | 1.46 | 1.46 | 1.94 | 4.08 | 3.62 | 10.40 | 11.11 | 0.62 | 2.61 | 2.89 | 2.8 | 11.6 | 12.8 | 98 | 3.98 | A | A+ | 4.27 | 6.46 | 2117 | 1.23 |
| | 1.5+1.5+2.0+5.0 | 1.36 | 1.36 | 1.36 | 1.81 | 4.52 | 3.84 | 10.40 | 11.24 | 0.62 | 2.51 | 2.90 | 2.8 | 11.1 | 12.9 | 98 | 4.14 | A | A+ | 4.24 | 6.46 | 2132 | 1.23 |
| | 1.5+1.5+2.0+6.0 | 1.25 | 1.25 | 1.25 | 1.66 | 4.99 | 4.13 | 10.40 | 11.47 | 0.65 | 2.38 | 2.81 | 2.9 | 10.6 | 12.5 | 98 | 4.37 | A | A+ | 4.35 | 6.46 | 2080 | 1.22 |
| | 1.5+1.5+2.0+7.1 | 1.15 | 1.15 | 1.15 | 1.53 | 5.43 | 4.44 | 10.40 | 11.50 | 0.69 | 2.36 | 2.79 | 3.1 | 10.5 | 12.4 | 98 | 4.41 | A | A+ | 4.40 | 6.46 | 2054 | 1.22 |
| | 1.5+1.5+2.5+2.5 | 1.63 | 1.63 | 1.63 | 2.71 | 2.71 | 3.28 | 10.31 | 11.10 | 0.55 | 2.56 | 2.89 | 2.4 | 11.4 | 12.8 | 98 | 4.03 | A | A+ | 4.18 | 6.46 | 2162 | 1.24 |
| | 1.5+1.5+2.5+3.5 | 1.49 | 1.49 | 1.49 | 2.48 | 3.47 | 3.56 | 10.40 | 11.11 | 0.60 | 2.61 | 2.89 | 2.7 | 11.6 | 12.8 | 98 | 3.98 | A | A+ | 4.28 | 6.46 | 2115 | 1.23 |
| | 1.5+1.5+2.5+4.2 | 1.39 | 1.39 | 1.39 | 2.32 | 3.90 | 3.76 | 10.40 | 11.11 | 0.64 | 2.61 | 2.89 | 2.8 | 11.6 | 12.8 | 98 | 3.98 | A | A+ | 4.28 | 6.46 | 2114 | 1.23 |
| | 1.5+1.5+2.5+5.0 | 1.30 | 1.30 | 1.30 | 2.17 | 4.33 | 3.99 | 10.40 | 11.24 | 0.66 | 2.51 | 2.90 | 2.9 | 11.1 | 12.9 | 98 | 4.14 | A | A+ | 4.27 | 6.46 | 2117 | 1.23 |
| | 1.5+1.5+2.5+6.0 | 1.20 | 1.20 | 1.20 | 2.00 | 4.80 | 4.27 | 10.40 | 11.47 | 0.67 | 2.38 | 2.81 | 3.0 | 10.6 | 12.5 | 98 | 4.37 | A | A+ | 4.37 | 6.46 | 2072 | 1.22 |
| | 1.5+1.5+2.5+7.1 | 1.11 | 1.11 | 1.11 | 1.84 | 5.24 | 4.58 | 10.40 | 11.50 | 0.71 | 2.36 | 2.79 | 3.1 | 10.5 | 12.4 | 98 | 4.41 | A | A+ | 4.40 | 6.46 | 2054 | 1.22 |
| | 1.5+1.5+3.5+3.5 | 1.36 | 1.36 | 1.36 | 3.17 | 3.17 | 3.84 | 10.40 | 11.11 | 0.66 | 2.61 | 2.89 | 2.9 | 11.6 | 12.8 | 98 | 3.98 | A | A+ | 4.34 | 6.46 | 2083 | 1.22 |
| | 1.5+1.5+3.5+4.2 | 1.28 | 1.28 | 1.28 | 2.98 | 3.58 | 4.04 | 10.40 | 11.12 | 0.69 | 2.61 | 2.89 | 3.1 | 11.6 | 12.8 | 98 | 3.98 | A | A+ | 4.34 | 6.46 | 2082 | 1.22 |
| | 1.5+1.5+3.5+5.0 | 1.20 | 1.20 | 1.20 | 2.80 | 4.00 | 4.27 | 10.40 | 11.25 | 0.71 | 2.51 | 2.89 | 3.1 | 11.1 | 12.8 | 98 | 4.14 | A | A+ | 4.33 | 6.46 | 2088 | 1.22 |
| | 1.5+1.5+3.5+6.0 | 1.11 | 1.11 | 1.11 | 2.60 | 4.46 | 4.55 | 10.40 | 11.48 | 0.72 | 2.37 | 2.80 | 3.2 | 10.5 | 12.4 | 98 | 4.39 | A | A+ | 4.43 | 6.46 | 2040 | 1.27 |
| | 1.5+1.5+3.5+7.1 | 1.03 | 1.03 | 1.03 | 2.41 | 4.89 | 4.86 | 10.40 | 11.51 | 0.79 | 2.36 | 2.79 | 3.5 | 10.5 | 12.4 | 98 | 4.41 | A | A+ | 4.46 | 6.46 | 2029 | 1.26 |
| | 1.5+1.5+4.2+4.2 | 1.21 | 1.21 | 1.21 | 3.39 | 3.39 | 4.24 | 10.40 | 11.13 | 0.73 | 2.60 | 2.88 | 3.2 | 11.5 | 12.8 | 98 | 4.00 | A | A+ | 4.36 | 6.46 | 2076 | 1.22 |
| | 1.5+1.5+4.2+5.0 | 1.14 | 1.14 | 1.14 | 3.19 | 3.80 | 4.46 | 10.40 | 11.26 | 0.76 | 2.50 | 2.89 | 3.4 | 11.1 | 12.8 | 98 | 4.16 | A | A+ | 4.34 | 6.46 | 2083 | 1.22 |
| | 1.5+1.5+4.2+6.0 | 1.06 | 1.06 | 1.06 | 2.97 | 4.24 | 4.75 | 10.40 | 11.49 | 0.77 | 2.37 | 2.80 | 3.4 | 10.5 | 12.4 | 98 | 4.39 | A | A+ | 4.47 | 6.46 | 2024 | 1.26 |
| | 1.5+1.5+5.0+5.0 | 1.08 | 1.08 | 1.08 | 3.59 | 3.59 | 4.69 | 10.40 | 11.38 | 0.76 | 2.46 | 2.84 | 3.4 | 10.9 | 12.6 | 98 | 4.23 | A | A+ | 4.33 | 6.46 | 2088 | 1.22 |
| | 1.5+1.5+5.0+6.0 | 1.01 | 1.01 | 1.01 | 3.35 | 4.03 | 4.97 | 10.40 | 11.61 | 0.79 | 2.32 | 2.75 | 3.5 | 10.3 | 12.2 | 98 | 4.48 | A | A+ | 4.43 | 6.46 | 2040 | 1.27 |

Notes:
1. Cooling capacity is based on 27°CDB/19°CWB (Indoor temperature). 35°CDB (Outdoor temperature).
   Heating capacity is based on 20°CDB (Indoor temperature). 7°CDB/6°CWB (Outdoor temperature).
2. The total ability of connected indoor unit is up to 14.5kW.
3. It is impossible to connect the indoor unit for one room only.
4. The above is the value for connecting with the following indoor units.
   1.5kW: wall mounted CTXS-K series; 2.0, 2.5, 3.5, 4.2, 5.0kW: wall mounted FTXS-K series
   6.0. 7.1 kW class; wall mounted G series

# Combination tables

## Heating

| Outdoor unit | Indoor unit | Heating capacity (kW) | | | | | Total capacity (kW) | | | Power input (kW) | | | Total current (A) | | | Power factor (%) | COP | Energy label | Seasonal data | | | | |
|---|---|---|---|---|---|---|---|---|---|---|---|---|---|---|---|---|---|---|---|---|---|---|---|
| | | A room | B room | C room | D room | E room | Min. | Nom. | Max. | Min. | Nom. | Max. | Min. | Nom. | Max. | | | | Label | SCOP | Pdesign | AEC | Back-up heater capacity at -10°C |
| 5MXS90E3V3B | 1.5+1.5+2.0+2.0+2.0 | 1.66 | 1.66 | 2.21 | 2.21 | 2.21 | 3.14 | 9.96 | 11.10 | 0.53 | 2.46 | 2.89 | 2.4 | 10.9 | 12.8 | 98 | 4.05 | A | A+ | 4.19 | 6.46 | 2161 | 1.24 |
| | 1.5+1.5+2.0+2.0+2.5 | 1.63 | 1.63 | 2.17 | 2.17 | 2.71 | 3.28 | 10.31 | 11.10 | 0.55 | 2.56 | 2.89 | 2.4 | 11.4 | 12.8 | 98 | 4.03 | A | A+ | 4.19 | 6.46 | 2159 | 1.23 |
| | 1.5+1.5+2.0+2.0+3.5 | 1.49 | 1.49 | 1.98 | 1.98 | 3.47 | 3.56 | 10.40 | 11.11 | 0.60 | 2.61 | 2.89 | 2.7 | 11.6 | 12.8 | 98 | 3.98 | A | A+ | 4.28 | 6.46 | 2114 | 1.23 |
| | 1.5+1.5+2.0+2.0+4.2 | 1.39 | 1.39 | 1.86 | 1.86 | 3.90 | 3.76 | 10.40 | 11.11 | 0.64 | 2.61 | 2.89 | 2.8 | 11.6 | 12.8 | 98 | 3.98 | A | A+ | 4.29 | 6.46 | 2110 | 1.23 |
| | 1.5+1.5+2.0+2.0+5.0 | 1.30 | 1.30 | 1.73 | 1.73 | 4.33 | 3.99 | 10.40 | 11.24 | 0.66 | 2.51 | 2.90 | 2.9 | 11.1 | 12.9 | 98 | 4.14 | A | A+ | 4.28 | 6.46 | 2115 | 1.23 |
| | 1.5+1.5+2.0+2.0+6.0 | 1.20 | 1.20 | 1.60 | 1.60 | 4.80 | 4.27 | 10.40 | 11.47 | 0.67 | 2.38 | 2.81 | 3.0 | 10.6 | 12.5 | 98 | 4.37 | A | A+ | 4.37 | 6.46 | 2072 | 1.22 |
| | 1.5+1.5+2.0+2.0+7.1 | 1.11 | 1.11 | 1.48 | 1.48 | 5.24 | 4.58 | 10.40 | 11.50 | 0.71 | 2.36 | 2.79 | 3.1 | 10.5 | 12.4 | 98 | 4.41 | A | A+ | 4.41 | 6.46 | 2052 | 1.22 |
| | 1.5+1.5+2.0+2.5+2.5 | 1.56 | 1.56 | 2.08 | 2.60 | 2.60 | 3.42 | 10.40 | 11.10 | 0.58 | 2.62 | 2.89 | 2.6 | 11.6 | 12.8 | 98 | 3.97 | A | A+ | 4.22 | 6.46 | 2144 | 1.23 |
| | 1.5+1.5+2.0+2.5+3.5 | 1.42 | 1.42 | 1.89 | 2.36 | 3.31 | 3.70 | 10.40 | 11.11 | 0.62 | 2.61 | 2.89 | 2.8 | 11.6 | 12.8 | 98 | 3.98 | A | A+ | 4.29 | 6.46 | 2110 | 1.23 |
| | 1.5+1.5+2.0+2.5+4.2 | 1.33 | 1.33 | 1.78 | 2.22 | 3.73 | 3.90 | 10.40 | 11.11 | 0.66 | 2.61 | 2.89 | 2.9 | 11.6 | 12.8 | 98 | 3.98 | A | A+ | 4.29 | 6.46 | 2110 | 1.23 |
| | 1.5+1.5+2.0+2.5+5.0 | 1.25 | 1.25 | 1.66 | 2.08 | 4.16 | 4.13 | 10.40 | 11.24 | 0.69 | 2.51 | 2.90 | 3.1 | 11.1 | 12.9 | 98 | 4.14 | A | A+ | 4.28 | 6.46 | 2114 | 1.23 |
| | 1.5+1.5+2.0+2.5+6.0 | 1.16 | 1.16 | 1.54 | 1.93 | 4.62 | 4.41 | 10.40 | 11.47 | 0.69 | 2.38 | 2.81 | 3.1 | 10.6 | 12.5 | 98 | 4.37 | A | A+ | 4.40 | 6.46 | 2057 | 1.22 |
| | 1.5+1.5+2.0+2.5+7.1 | 1.07 | 1.07 | 1.42 | 1.78 | 5.06 | 4.72 | 10.40 | 11.50 | 0.76 | 2.36 | 2.79 | 3.4 | 10.5 | 12.4 | 98 | 4.41 | A | A+ | 4.41 | 6.46 | 2052 | 1.21 |
| | 1.5+1.5+2.0+3.5+3.5 | 1.30 | 1.30 | 1.73 | 3.03 | 3.03 | 3.99 | 10.40 | 11.11 | 0.69 | 2.61 | 2.89 | 3.1 | 11.6 | 12.8 | 98 | 3.98 | A | A+ | 4.36 | 6.46 | 2076 | 1.22 |
| | 1.5+1.5+2.0+3.5+4.2 | 1.23 | 1.23 | 1.64 | 2.87 | 3.44 | 4.18 | 10.40 | 11.12 | 0.71 | 2.61 | 2.89 | 3.1 | 11.6 | 12.8 | 98 | 3.98 | A | A+ | 4.36 | 6.46 | 2074 | 1.22 |
| | 1.5+1.5+2.0+3.5+5.0 | 1.16 | 1.16 | 1.54 | 2.70 | 3.85 | 4.41 | 10.40 | 11.25 | 0.74 | 2.51 | 2.89 | 3.3 | 11.1 | 12.8 | 98 | 4.14 | A | A+ | 4.36 | 6.46 | 2076 | 1.22 |
| | 1.5+1.5+2.0+3.5+6.0 | 1.08 | 1.08 | 1.43 | 2.51 | 4.30 | 4.69 | 10.40 | 11.48 | 0.74 | 2.37 | 2.80 | 3.3 | 10.5 | 12.4 | 98 | 4.39 | A | A+ | 4.47 | 6.46 | 2024 | 1.26 |
| | 1.5+1.5+2.0+3.5+7.1 | 1.00 | 1.00 | 1.33 | 2.33 | 4.73 | 5.00 | 10.40 | 11.51 | 0.81 | 2.36 | 2.79 | 3.6 | 10.5 | 12.4 | 98 | 4.41 | A | A+ | 4.51 | 6.46 | 2006 | 1.26 |
| | 1.5+1.5+2.0+4.2+4.2 | 1.16 | 1.16 | 1.55 | 3.26 | 3.26 | 4.38 | 10.40 | 11.13 | 0.76 | 2.60 | 2.88 | 3.4 | 11.5 | 12.8 | 98 | 4.00 | A | A+ | 4.40 | 6.46 | 2058 | 1.22 |
| | 1.5+1.5+2.0+4.2+5.0 | 1.10 | 1.10 | 1.46 | 3.08 | 3.66 | 4.61 | 10.40 | 11.26 | 0.79 | 2.50 | 2.89 | 3.5 | 11.1 | 12.8 | 98 | 4.16 | A | A+ | 4.36 | 6.46 | 2076 | 1.22 |
| | 1.5+1.5+2.0+4.2+6.0 | 1.03 | 1.03 | 1.37 | 2.87 | 4.11 | 4.89 | 10.40 | 11.49 | 0.79 | 2.37 | 2.80 | 3.5 | 10.5 | 12.4 | 98 | 4.39 | A | A+ | 4.47 | 6.46 | 2022 | 1.26 |
| | 1.5+1.5+2.0+5.0+5.0 | 1.04 | 1.04 | 1.39 | 3.47 | 3.47 | 4.83 | 10.40 | 11.38 | 0.82 | 2.46 | 2.84 | 3.6 | 10.9 | 12.6 | 98 | 4.23 | A | A+ | 4.34 | 6.46 | 2083 | 1.22 |
| | 1.5+1.5+2.5+2.5+2.5 | 1.49 | 1.49 | 2.48 | 2.48 | 2.48 | 3.56 | 10.40 | 11.10 | 0.60 | 2.62 | 2.89 | 2.7 | 11.6 | 12.8 | 98 | 3.97 | A | A+ | 4.23 | 6.46 | 2141 | 1.23 |
| | 1.5+1.5+2.5+2.5+3.5 | 1.36 | 1.36 | 2.26 | 2.26 | 3.17 | 3.84 | 10.40 | 11.11 | 0.67 | 2.61 | 2.89 | 3.0 | 11.6 | 12.8 | 98 | 3.98 | A | A+ | 4.30 | 6.46 | 2103 | 1.23 |
| | 1.5+1.5+2.5+2.5+4.2 | 1.28 | 1.28 | 2.13 | 2.13 | 3.58 | 4.04 | 10.40 | 11.11 | 0.69 | 2.61 | 2.89 | 3.1 | 11.6 | 12.8 | 98 | 3.98 | A | A+ | 4.31 | 6.46 | 2098 | 1.22 |
| | 1.5+1.5+2.5+2.5+5.0 | 1.20 | 1.20 | 2.00 | 2.00 | 4.00 | 4.27 | 10.40 | 11.24 | 0.71 | 2.51 | 2.90 | 3.1 | 11.1 | 12.9 | 98 | 4.14 | A | A+ | 4.29 | 6.46 | 2110 | 1.23 |
| | 1.5+1.5+2.5+2.5+6.0 | 1.11 | 1.11 | 1.86 | 1.86 | 4.46 | 4.55 | 10.40 | 11.47 | 0.72 | 2.38 | 2.81 | 3.2 | 10.6 | 12.5 | 98 | 4.37 | A | A+ | 4.40 | 6.46 | 2054 | 1.22 |
| | 1.5+1.5+2.5+2.5+7.1 | 1.03 | 1.03 | 1.72 | 1.72 | 4.89 | 4.86 | 10.40 | 11.50 | 0.79 | 2.36 | 2.79 | 3.5 | 10.5 | 12.4 | 98 | 4.41 | A | A+ | 4.43 | 6.46 | 2043 | 1.21 |
| | 1.5+1.5+2.5+3.5+3.5 | 1.25 | 1.25 | 2.08 | 2.91 | 2.91 | 4.13 | 10.40 | 11.11 | 0.71 | 2.61 | 2.89 | 3.1 | 11.6 | 12.8 | 98 | 3.98 | A | A+ | 4.39 | 6.46 | 2061 | 1.22 |
| | 1.5+1.5+2.5+3.5+4.2 | 1.18 | 1.18 | 1.97 | 2.76 | 3.31 | 4.32 | 10.40 | 11.12 | 0.76 | 2.61 | 2.89 | 3.4 | 11.6 | 12.8 | 98 | 3.98 | A | A+ | 4.40 | 6.46 | 2058 | 1.22 |
| | 1.5+1.5+2.5+3.5+5.0 | 1.11 | 1.11 | 1.86 | 2.60 | 3.71 | 4.55 | 10.40 | 11.25 | 0.76 | 2.51 | 2.89 | 3.4 | 11.1 | 12.8 | 98 | 4.14 | A | A+ | 4.36 | 6.46 | 2076 | 1.22 |
| | 1.5+1.5+2.5+3.5+6.0 | 1.04 | 1.04 | 1.73 | 2.43 | 4.16 | 4.83 | 10.40 | 11.48 | 0.79 | 2.37 | 2.80 | 3.5 | 10.5 | 12.4 | 98 | 4.39 | A | A+ | 4.46 | 6.46 | 2029 | 1.26 |
| | 1.5+1.5+2.5+4.2+4.2 | 1.12 | 1.12 | 1.87 | 3.14 | 3.14 | 4.52 | 10.40 | 11.13 | 0.79 | 2.60 | 2.88 | 3.5 | 11.5 | 12.8 | 98 | 4.00 | A | A+ | 4.40 | 6.46 | 2058 | 1.22 |
| | 1.5+1.5+2.5+4.2+5.0 | 1.06 | 1.06 | 1.77 | 2.97 | 3.54 | 4.75 | 10.40 | 11.26 | 0.82 | 2.50 | 2.89 | 3.6 | 11.1 | 12.8 | 98 | 4.16 | A | A+ | 4.36 | 6.46 | 2074 | 1.22 |
| | 1.5+1.5+2.5+5.0+5.0 | 1.01 | 1.01 | 1.68 | 3.35 | 3.35 | 4.97 | 10.40 | 11.38 | 0.84 | 2.46 | 2.84 | 3.7 | 10.9 | 12.6 | 98 | 4.23 | A | A+ | 4.36 | 6.46 | 2076 | 1.22 |
| | 1.5+1.5+3.5+3.5+3.5 | 1.16 | 1.16 | 2.70 | 2.70 | 2.70 | 4.41 | 10.40 | 11.12 | 0.76 | 2.61 | 2.89 | 3.4 | 11.6 | 12.8 | 98 | 3.98 | A | A+ | 4.46 | 6.46 | 2028 | 1.26 |
| | 1.5+1.5+3.5+3.5+4.2 | 1.10 | 1.10 | 2.56 | 2.56 | 3.08 | 4.61 | 10.40 | 11.13 | 0.81 | 2.60 | 2.88 | 3.6 | 11.5 | 12.8 | 98 | 4.00 | A | A+ | 4.47 | 6.46 | 2025 | 1.26 |
| | 1.5+1.5+3.5+3.5+5.0 | 1.04 | 1.04 | 2.43 | 2.43 | 3.47 | 4.83 | 10.40 | 11.26 | 0.84 | 2.50 | 2.89 | 3.7 | 11.1 | 12.8 | 98 | 4.16 | A | A+ | 4.46 | 6.46 | 2028 | 1.26 |
| | 1.5+1.5+3.5+4.2+4.2 | 1.05 | 1.05 | 2.44 | 2.93 | 2.93 | 4.80 | 10.40 | 11.14 | 0.87 | 2.60 | 2.88 | 3.9 | 11.5 | 12.8 | 98 | 4.00 | A | A+ | 4.45 | 6.46 | 2033 | 1.26 |
| | 1.5+2.0+2.0+2.0+2.0 | 1.63 | 2.17 | 2.17 | 2.17 | 2.17 | 3.28 | 10.31 | 11.10 | 0.55 | 2.56 | 2.89 | 2.4 | 11.4 | 12.8 | 98 | 4.03 | A | A+ | 4.22 | 6.46 | 2144 | 1.23 |
| | 1.5+2.0+2.0+2.0+2.5 | 1.56 | 2.08 | 2.08 | 2.08 | 2.60 | 3.42 | 10.40 | 11.10 | 0.58 | 2.62 | 2.89 | 2.6 | 11.6 | 12.8 | 98 | 3.97 | A | A+ | 4.23 | 6.46 | 2141 | 1.23 |
| | 1.5+2.0+2.0+2.0+3.5 | 1.42 | 1.89 | 1.89 | 1.89 | 3.31 | 3.70 | 10.40 | 11.11 | 0.62 | 2.61 | 2.89 | 2.8 | 11.6 | 12.8 | 98 | 3.98 | A | A+ | 4.31 | 6.46 | 2100 | 1.23 |
| | 1.5+2.0+2.0+2.0+4.2 | 1.33 | 1.78 | 1.78 | 1.78 | 3.73 | 3.90 | 10.40 | 11.11 | 0.66 | 2.61 | 2.89 | 2.9 | 11.6 | 12.8 | 98 | 3.98 | A | A+ | 4.31 | 6.46 | 2098 | 1.22 |
| | 1.5+2.0+2.0+2.0+5.0 | 1.25 | 1.66 | 1.66 | 1.66 | 4.16 | 4.13 | 10.40 | 11.24 | 0.69 | 2.51 | 2.90 | 3.1 | 11.1 | 12.9 | 98 | 4.14 | A | A+ | 4.29 | 6.46 | 2110 | 1.23 |
| | 1.5+2.0+2.0+2.0+6.0 | 1.16 | 1.54 | 1.54 | 1.54 | 4.62 | 4.41 | 10.40 | 11.47 | 0.69 | 2.38 | 2.81 | 3.1 | 10.6 | 12.5 | 98 | 4.37 | A | A+ | 4.40 | 6.46 | 2054 | 1.22 |
| | 1.5+2.0+2.0+2.0+7.1 | 1.07 | 1.42 | 1.42 | 1.42 | 5.06 | 4.72 | 10.40 | 11.50 | 0.76 | 2.36 | 2.79 | 3.4 | 10.5 | 12.4 | 98 | 4.41 | A | A+ | 4.43 | 6.46 | 2043 | 1.21 |
| | 1.5+2.0+2.0+2.5+2.5 | 1.49 | 1.98 | 1.98 | 2.48 | 2.48 | 3.56 | 10.40 | 11.10 | 0.60 | 2.62 | 2.89 | 2.7 | 11.6 | 12.8 | 98 | 3.97 | A | A+ | 4.23 | 6.46 | 2137 | 1.23 |
| | 1.5+2.0+2.0+2.5+3.5 | 1.36 | 1.81 | 1.81 | 2.26 | 3.17 | 3.84 | 10.40 | 11.11 | 0.67 | 2.61 | 2.89 | 3.0 | 11.6 | 12.8 | 98 | 3.98 | A | A+ | 4.31 | 6.46 | 2098 | 1.22 |
| | 1.5+2.0+2.0+2.5+4.2 | 1.28 | 1.70 | 1.70 | 2.13 | 3.58 | 4.04 | 10.40 | 11.11 | 0.69 | 2.61 | 2.89 | 3.1 | 11.6 | 12.8 | 98 | 3.98 | A | A+ | 4.31 | 6.46 | 2098 | 1.22 |
| | 1.5+2.0+2.0+2.5+5.0 | 1.20 | 1.60 | 1.60 | 2.00 | 4.00 | 4.27 | 10.40 | 11.24 | 0.71 | 2.51 | 2.90 | 3.1 | 11.1 | 12.9 | 98 | 4.14 | A | A+ | 4.31 | 6.46 | 2100 | 1.23 |
| | 1.5+2.0+2.0+2.5+6.0 | 1.11 | 1.49 | 1.49 | 1.86 | 4.46 | 4.55 | 10.40 | 11.47 | 0.72 | 2.38 | 2.81 | 3.2 | 10.6 | 12.5 | 98 | 4.37 | A | A+ | 4.41 | 6.46 | 2052 | 1.22 |
| | 1.5+2.0+2.0+2.5+7.1 | 1.03 | 1.38 | 1.38 | 1.72 | 4.89 | 4.86 | 10.40 | 11.50 | 0.79 | 2.36 | 2.79 | 3.5 | 10.5 | 12.4 | 98 | 4.41 | A | A+ | 4.44 | 6.46 | 2036 | 1.27 |
| | 1.5+2.0+2.0+3.5+3.5 | 1.25 | 1.66 | 1.66 | 2.91 | 2.91 | 4.13 | 10.40 | 11.11 | 0.71 | 2.61 | 2.89 | 3.1 | 11.6 | 12.8 | 98 | 3.98 | A | A+ | 4.40 | 6.46 | 2058 | 1.22 |
| | 1.5+2.0+2.0+3.5+4.2 | 1.18 | 1.58 | 1.58 | 2.76 | 3.31 | 4.32 | 10.40 | 11.12 | 0.76 | 2.61 | 2.89 | 3.4 | 11.6 | 12.8 | 98 | 3.98 | A | A+ | 4.40 | 6.46 | 2058 | 1.22 |
| | 1.5+2.0+2.0+3.5+5.0 | 1.11 | 1.49 | 1.49 | 2.60 | 3.71 | 4.55 | 10.40 | 11.25 | 0.76 | 2.51 | 2.89 | 3.4 | 11.1 | 12.8 | 98 | 4.14 | A | A+ | 4.40 | 6.46 | 2058 | 1.22 |
| | 1.5+2.0+2.0+3.5+6.0 | 1.04 | 1.39 | 1.39 | 2.43 | 4.16 | 4.83 | 10.40 | 11.48 | 0.79 | 2.37 | 2.80 | 3.5 | 10.5 | 12.4 | 98 | 4.39 | A | A+ | 4.49 | 6.46 | 2015 | 1.26 |
| | 1.5+2.0+2.0+4.2+4.2 | 1.12 | 1.50 | 1.50 | 3.14 | 3.14 | 4.52 | 10.40 | 11.13 | 0.79 | 2.60 | 2.88 | 3.5 | 11.5 | 12.8 | 98 | 4.00 | A | A+ | 4.40 | 6.46 | 2056 | 1.22 |
| | 1.5+2.0+2.0+4.2+5.0 | 1.06 | 1.41 | 1.41 | 2.97 | 3.54 | 4.75 | 10.40 | 11.26 | 0.82 | 2.50 | 2.89 | 3.6 | 11.1 | 12.8 | 98 | 4.16 | A | A+ | 4.40 | 6.46 | 2058 | 1.22 |
| | 1.5+2.0+2.0+5.0+5.0 | 1.01 | 1.34 | 1.34 | 3.35 | 3.35 | 4.97 | 10.40 | 11.38 | 0.84 | 2.46 | 2.84 | 3.7 | 10.9 | 12.6 | 98 | 4.23 | A | A+ | 4.36 | 6.46 | 2074 | 1.22 |
| | 1.5+2.0+2.5+2.5+2.5 | 1.42 | 1.89 | 2.36 | 2.36 | 2.36 | 3.70 | 10.40 | 11.10 | 0.62 | 2.62 | 2.89 | 2.8 | 11.6 | 12.8 | 98 | 3.97 | A | A+ | 4.24 | 6.46 | 2135 | 1.23 |
| | 1.5+2.0+2.5+2.5+3.5 | 1.30 | 1.73 | 2.17 | 2.17 | 3.03 | 3.99 | 10.40 | 11.11 | 0.69 | 2.61 | 2.89 | 3.1 | 11.6 | 12.8 | 98 | 3.98 | A | A+ | 4.34 | 6.46 | 2085 | 1.22 |
| | 1.5+2.0+2.5+2.5+4.2 | 1.23 | 1.64 | 2.05 | 2.05 | 3.44 | 4.18 | 10.40 | 11.11 | 0.71 | 2.61 | 2.89 | 3.1 | 11.6 | 12.8 | 98 | 3.98 | A | A+ | 4.34 | 6.46 | 2084 | 1.22 |
| | 1.5+2.0+2.5+2.5+5.0 | 1.16 | 1.54 | 1.93 | 1.93 | 3.85 | 4.41 | 10.40 | 11.24 | 0.74 | 2.51 | 2.90 | 3.3 | 11.1 | 12.9 | 98 | 4.14 | A | A+ | 4.31 | 6.46 | 2098 | 1.22 |
| | 1.5+2.0+2.5+2.5+6.0 | 1.08 | 1.43 | 1.79 | 1.79 | 4.30 | 4.69 | 10.40 | 11.47 | 0.74 | 2.38 | 2.81 | 3.3 | 10.6 | 12.5 | 98 | 4.37 | A | A+ | 4.41 | 6.46 | 2052 | 1.22 |
| | 1.5+2.0+2.5+2.5+7.1 | 1.00 | 1.33 | 1.67 | 1.67 | 4.73 | 5.00 | 10.40 | 11.50 | 0.82 | 2.36 | 2.79 | 3.6 | 10.5 | 12.4 | 98 | 4.41 | A | A+ | 4.47 | 6.46 | 2022 | 1.27 |
| | 1.5+2.0+2.5+3.5+3.5 | 1.20 | 1.60 | 2.00 | 2.80 | 2.80 | 4.27 | 10.40 | 11.11 | 0.74 | 2.61 | 2.89 | 3.3 | 11.6 | 12.8 | 98 | 3.98 | A | A+ | 4.40 | 6.46 | 2056 | 1.22 |
| | 1.5+2.0+2.5+3.5+4.2 | 1.14 | 1.52 | 1.90 | 2.66 | 3.19 | 4.46 | 10.40 | 11.12 | 0.79 | 2.61 | 2.89 | 3.5 | 11.6 | 12.8 | 98 | 3.98 | A | A+ | 4.40 | 6.46 | 2056 | 1.22 |
| | 1.5+2.0+2.5+3.5+5.0 | 1.08 | 1.43 | 1.79 | 2.51 | 3.59 | 4.69 | 10.40 | 11.25 | 0.82 | 2.51 | 2.89 | 3.6 | 11.1 | 12.8 | 98 | 4.14 | A | A+ | 4.40 | 6.46 | 2058 | 1.22 |
| | 1.5+2.0+2.5+3.5+6.0 | 1.01 | 1.34 | 1.68 | 2.35 | 4.03 | 4.97 | 10.40 | 11.48 | 0.82 | 2.37 | 2.80 | 3.6 | 10.5 | 12.4 | 98 | 4.39 | A | A+ | 4.49 | 6.46 | 2013 | 1.26 |
| | 1.5+2.0+2.5+4.2+4.2 | 1.08 | 1.44 | 1.81 | 3.03 | 3.03 | 4.66 | 10.40 | 11.13 | 0.81 | 2.60 | 2.88 | 3.6 | 11.5 | 12.8 | 98 | 4.00 | A | A+ | 4.40 | 6.46 | 2056 | 1.21 |
| | 1.5+2.0+2.5+4.2+5.0 | 1.03 | 1.37 | 1.71 | 2.87 | 3.42 | 4.89 | 10.40 | 11.26 | 0.84 | 2.50 | 2.89 | 3.7 | 11.1 | 12.8 | 98 | 4.16 | A | A+ | 4.40 | 6.46 | 2058 | 1.22 |
| | 1.5+2.0+3.5+3.5+3.5 | 1.11 | 1.49 | 2.60 | 2.60 | 2.60 | 4.55 | 10.40 | 11.12 | 0.82 | 2.61 | 2.89 | 3.6 | 11.6 | 12.8 | 98 | 3.98 | A | A+ | 4.48 | 6.46 | 2019 | 1.26 |
| | 1.5+2.0+3.5+3.5+4.2 | 1.06 | 1.41 | 2.48 | 2.48 | 2.97 | 4.75 | 10.40 | 11.13 | 0.84 | 2.60 | 2.88 | 3.7 | 11.5 | 12.8 | 98 | 4.00 | A | A+ | 4.48 | 6.46 | 2019 | 1.26 |
| | 1.5+2.0+3.5+3.5+5.0 | 1.01 | 1.34 | 2.35 | 2.35 | 3.35 | 4.97 | 10.40 | 11.26 | 0.87 | 2.50 | 2.89 | 3.9 | 11.1 | 12.8 | 98 | 4.16 | A | A+ | 4.45 | 6.46 | 2033 | 1.26 |
| | 1.5+2.0+3.5+4.2+4.2 | 1.01 | 1.35 | 2.36 | 2.84 | 2.84 | 4.94 | 10.40 | 11.14 | 0.90 | 2.60 | 2.88 | 4.0 | 11.5 | 12.8 | 98 | 4.00 | A | A+ | 4.50 | 6.46 | 2010 | 1.26 |
| | 1.5+2.5+2.5+2.5+2.5 | 1.36 | 2.26 | 2.26 | 2.26 | 2.26 | 3.84 | 10.40 | 11.10 | 0.67 | 2.62 | 2.89 | 3.0 | 11.6 | 12.8 | 98 | 3.97 | A | A+ | 4.25 | 6.46 | 2128 | 1.23 |
| | 1.5+2.5+2.5+2.5+3.5 | 1.25 | 2.08 | 2.08 | 2.08 | 2.91 | 4.13 | 10.40 | 11.11 | 0.71 | 2.61 | 2.89 | 3.1 | 11.6 | 12.8 | 98 | 3.98 | A | A+ | 4.34 | 6.46 | 2084 | 1.22 |
| | 1.5+2.5+2.5+2.5+4.2 | 1.18 | 1.97 | 1.97 | 1.97 | 3.31 | 4.32 | 10.40 | 11.11 | 0.76 | 2.61 | 2.89 | 3.4 | 11.6 | 12.8 | 98 | 3.98 | A | A+ | 4.34 | 6.46 | 2084 | 1.22 |
| | 1.5+2.5+2.5+2.5+5.0 | 1.11 | 1.86 | 1.86 | 1.86 | 3.71 | 4.55 | 10.40 | 11.24 | 0.76 | 2.51 | 2.90 | 3.4 | 11.1 | 12.9 | 98 | 4.14 | A | A+ | 4.34 | 6.46 | 2085 | 1.22 |
| | 1.5+2.5+2.5+2.5+6.0 | 1.04 | 1.73 | 1.73 | 1.73 | 4.16 | 4.83 | 10.40 | 11.47 | 0.80 | 2.38 | 2.81 | 3.5 | 10.6 | 12.5 | 98 | 4.37 | A | A+ | 4.41 | 6.46 | 2050 | 1.21 |
| | 1.5+2.5+2.5+3.5+3.5 | 1.16 | 1.93 | 1.93 | 2.70 | 2.70 | 4.41 | 10.40 | 11.11 | 0.76 | 2.61 | 2.89 | 3.4 | 11.6 | 12.8 | 98 | 3.98 | A | A+ | 4.40 | 6.46 | 2056 | 1.22 |
| | 1.5+2.5+2.5+3.5+4.2 | 1.10 | 1.83 | 1.83 | 2.56 | 3.08 | 4.61 | 10.40 | 11.12 | 0.82 | 2.61 | 2.89 | 3.6 | 11.6 | 12.8 | 98 | 3.98 | A | A+ | 4.40 | 6.46 | 2056 | 1.21 |
| | 1.5+2.5+2.5+3.5+5.0 | 1.04 | 1.73 | 1.73 | 2.43 | 3.47 | 4.83 | 10.40 | 11.25 | 0.84 | 2.51 | 2.89 | 3.7 | 11.1 | 12.8 | 98 | 4.14 | A | A+ | 4.40 | 6.46 | 2056 | 1.22 |

Notes:
1. Cooling capacity is based on 27°CDB/19°CWB (Indoor temperature). 35°CDB (Outdoor temperature).
   Heating capacity is based on 20°CDB (Indoor temperature). 7°CDB/6°CWB (Outdoor temperature).
2. The total ability of connected indoor unit is up to 14.5kW.
3. It is impossible to connect the indoor unit for one room only.
4. The above is the value for connecting with the following indoor units.
   1.5kW: wall mounted CTXS-K series; 2.0, 2.5, 3.5, 4.2, 5.0kW: wall mounted FTXS-K series
   6.0, 7.1 kW class; wall mounted G series

# Combination tables

## Heating

| Outdoor unit | Indoor unit | Heating capacity (kW) | | | | | Total capacity (kW) | | | Power input (kW) | | | Total current (A) | | | Power factor (%) | COP | Energy label | Seasonal data | | | | |
|---|---|---|---|---|---|---|---|---|---|---|---|---|---|---|---|---|---|---|---|---|---|---|---|
| | | A room | B room | C room | D room | E room | Min. | Nom. | Max. | Min. | Nom. | Max. | Min. | Nom. | Max. | | | | Label | SCOP | Pdesign | AEC | Back-up heater capacity at -10°C |
| 5MXS90E3V3B | 1MXA1A1A1A42 | 1.05 | 1.74 | 1.74 | 2.93 | 2.93 | 4.80 | 10.40 | 11.13 | 0.87 | 2.60 | 2.88 | 3.9 | 11.5 | 12.8 | 98 | 4.00 | A | A+ | 4.41 | 6.46 | 2054 | 1.21 |
| | 1MXA1A1A1A35 | 1.08 | 1.79 | 2.51 | 2.51 | 2.51 | 4.69 | 10.40 | 11.12 | 0.84 | 2.61 | 2.89 | 3.7 | 11.6 | 12.8 | 98 | 3.98 | A | A+ | 4.49 | 6.46 | 2017 | 1.26 |
| | 1MXA1A1A1A42 | 1.03 | 1.71 | 2.39 | 2.39 | 2.87 | 4.89 | 10.40 | 11.13 | 0.87 | 2.60 | 2.88 | 3.9 | 11.5 | 12.8 | 98 | 4.00 | A | A+ | 4.50 | 6.46 | 2010 | 1.26 |
| | 1MXA1A1A1A35 | 1.01 | 2.35 | 2.35 | 2.35 | 2.35 | 4.97 | 10.40 | 11.13 | 0.90 | 2.60 | 2.88 | 4.0 | 11.5 | 12.8 | 98 | 4.00 | A | A+ | 4.55 | 6.46 | 1986 | 1.25 |
| | 2MXA1A1A1A20 | 2.08 | 2.08 | 2.08 | 2.08 | 2.08 | 3.42 | 10.40 | 11.10 | 0.58 | 2.62 | 2.89 | 2.6 | 11.6 | 12.8 | 98 | 3.97 | A | A+ | 4.23 | 6.46 | 2137 | 1.23 |
| | 2MXA1A1A1A25 | 1.98 | 1.98 | 1.98 | 1.98 | 2.48 | 3.56 | 10.40 | 11.10 | 0.60 | 2.62 | 2.89 | 2.7 | 11.6 | 12.8 | 98 | 3.97 | A | A+ | 4.24 | 6.46 | 2135 | 1.23 |
| | 2MXA1A1A1A35 | 1.81 | 1.81 | 1.81 | 1.81 | 3.16 | 3.84 | 10.40 | 11.11 | 0.67 | 2.61 | 2.89 | 3.0 | 11.6 | 12.8 | 98 | 3.98 | A | A+ | 4.34 | 6.46 | 2085 | 1.22 |
| | 2MXA1A1A1A42 | 1.70 | 1.70 | 1.70 | 1.70 | 3.60 | 4.04 | 10.40 | 11.11 | 0.69 | 2.61 | 2.89 | 3.1 | 11.6 | 12.8 | 98 | 3.98 | A | A+ | 4.34 | 6.46 | 2084 | 1.22 |
| | 2MXA1A1A1A50 | 1.60 | 1.60 | 1.60 | 1.60 | 4.00 | 4.27 | 10.40 | 11.24 | 0.71 | 2.51 | 2.90 | 3.1 | 11.1 | 12.9 | 98 | 4.14 | A | A+ | 4.31 | 6.46 | 2098 | 1.22 |
| | 2MXA1A1A1A60 | 1.49 | 1.49 | 1.49 | 1.49 | 4.44 | 4.55 | 10.40 | 11.47 | 0.72 | 2.38 | 2.81 | 3.2 | 10.6 | 12.5 | 98 | 4.37 | A | A+ | 4.41 | 6.46 | 2052 | 1.22 |
| | 2MXA1A1A1A71 | 1.38 | 1.38 | 1.38 | 1.38 | 4.88 | 4.86 | 10.40 | 11.50 | 0.79 | 2.36 | 2.79 | 3.5 | 10.5 | 12.4 | 98 | 4.41 | A | A+ | 4.47 | 6.46 | 2022 | 1.26 |
| | 2MXA1A1A1A25 | 1.90 | 1.90 | 1.90 | 2.35 | 2.35 | 3.70 | 10.40 | 11.10 | 0.62 | 2.62 | 2.89 | 2.8 | 11.6 | 12.8 | 98 | 3.97 | A | A+ | 4.25 | 6.46 | 2128 | 1.23 |
| | 2MXA1A1A1A35 | 1.73 | 1.73 | 1.73 | 2.17 | 3.04 | 3.99 | 10.40 | 11.11 | 0.69 | 2.61 | 2.89 | 3.1 | 11.6 | 12.8 | 98 | 3.98 | A | A+ | 4.34 | 6.46 | 2084 | 1.22 |
| | 2MXA1A1A1A42 | 1.64 | 1.64 | 1.64 | 2.05 | 3.43 | 4.18 | 10.40 | 11.11 | 0.71 | 2.61 | 2.89 | 3.1 | 11.6 | 12.8 | 98 | 3.98 | A | A+ | 4.34 | 6.46 | 2084 | 1.22 |
| | 2MXA1A1A1A50 | 1.54 | 1.54 | 1.54 | 1.93 | 3.85 | 4.41 | 10.40 | 11.24 | 0.74 | 2.51 | 2.90 | 3.3 | 11.1 | 12.9 | 98 | 4.14 | A | A+ | 4.34 | 6.46 | 2085 | 1.22 |
| | 2MXA1A1A1A60 | 1.43 | 1.43 | 1.43 | 1.80 | 4.31 | 4.69 | 10.40 | 11.47 | 0.74 | 2.38 | 2.81 | 3.3 | 10.6 | 12.5 | 98 | 4.37 | A | A+ | 4.41 | 6.46 | 2050 | 1.21 |
| | 2MXA1A1A1A71 | 1.33 | 1.33 | 1.33 | 1.67 | 4.74 | 5.00 | 10.40 | 11.50 | 0.82 | 2.36 | 2.79 | 3.6 | 10.5 | 12.4 | 98 | 4.41 | A | A+ | 4.48 | 6.46 | 2020 | 1.26 |
| | 2MXA1A1A1A35 | 1.90 | 1.90 | 1.90 | 2.35 | 2.35 | 3.70 | 10.40 | 11.10 | 0.62 | 2.62 | 2.89 | 2.8 | 11.6 | 12.8 | 98 | 3.97 | A | A+ | 4.40 | 6.46 | 2056 | 1.22 |
| | 2MXA1A1A1A42 | 1.52 | 1.52 | 1.52 | 2.66 | 3.18 | 4.46 | 10.40 | 11.12 | 0.79 | 2.55 | 2.89 | 3.5 | 11.3 | 12.8 | 98 | 4.08 | A | A+ | 4.40 | 6.46 | 2056 | 1.21 |
| | 2MXA1A1A1A50 | 1.43 | 1.43 | 1.43 | 2.51 | 3.60 | 4.69 | 10.40 | 11.25 | 0.82 | 2.51 | 2.89 | 3.6 | 11.1 | 12.8 | 98 | 4.14 | A | A+ | 4.40 | 6.46 | 2056 | 1.22 |
| | 2MXA1A1A1A60 | 1.34 | 1.34 | 1.34 | 2.35 | 4.03 | 4.97 | 10.40 | 11.48 | 0.82 | 2.37 | 2.80 | 3.6 | 10.5 | 12.4 | 98 | 4.39 | A | A+ | 4.51 | 6.46 | 2006 | 1.26 |
| | 2MXA1A1A1A42 | 1.44 | 1.44 | 1.44 | 3.04 | 3.04 | 4.66 | 10.40 | 11.13 | 0.81 | 2.55 | 2.88 | 3.6 | 11.3 | 12.8 | 98 | 4.08 | A | A+ | 4.41 | 6.46 | 2054 | 1.21 |
| | 2MXA1A1A1A50 | 1.37 | 1.37 | 1.37 | 2.87 | 3.42 | 4.89 | 10.40 | 11.26 | 0.84 | 2.56 | 2.95 | 3.7 | 11.4 | 13.1 | 98 | 4.06 | A | A+ | 4.40 | 6.46 | 2056 | 1.22 |
| | 2MXA1A1A1A25 | 1.81 | 1.81 | 2.26 | 2.26 | 2.26 | 3.84 | 10.40 | 11.10 | 0.67 | 2.62 | 2.89 | 3.0 | 11.6 | 12.8 | 98 | 3.97 | A | A+ | 4.25 | 6.46 | 2126 | 1.23 |
| | 2MXA1A1A1A35 | 1.66 | 1.66 | 2.08 | 2.08 | 2.92 | 4.13 | 10.40 | 11.11 | 0.71 | 2.61 | 2.89 | 3.1 | 11.6 | 12.8 | 98 | 3.98 | A | A+ | 4.34 | 6.46 | 2084 | 1.22 |
| | 2MXA1A1A1A42 | 1.58 | 1.58 | 1.97 | 1.97 | 3.30 | 4.32 | 10.40 | 11.11 | 0.74 | 2.56 | 2.89 | 3.3 | 11.4 | 12.8 | 98 | 4.06 | A | A+ | 4.34 | 6.46 | 2083 | 1.22 |
| | 2MXA1A1A1A50 | 1.49 | 1.49 | 1.86 | 1.86 | 3.70 | 4.55 | 10.40 | 11.24 | 0.76 | 2.51 | 2.90 | 3.4 | 11.1 | 12.9 | 98 | 4.14 | A | A+ | 4.34 | 6.46 | 2084 | 1.22 |
| | 2MXA1A1A1A60 | 1.39 | 1.39 | 1.73 | 1.73 | 4.16 | 4.83 | 10.40 | 11.47 | 0.80 | 2.38 | 2.81 | 3.5 | 10.6 | 12.5 | 98 | 4.37 | A | A+ | 4.43 | 6.46 | 2043 | 1.21 |
| | 2MXA1A1A1A35 | 1.54 | 1.54 | 1.92 | 2.70 | 2.70 | 4.41 | 10.40 | 11.11 | 0.76 | 2.61 | 2.89 | 3.4 | 11.6 | 12.8 | 98 | 3.98 | A | A+ | 4.41 | 6.46 | 2054 | 1.21 |
| | 2MXA1A1A1A42 | 1.46 | 1.46 | 1.84 | 2.56 | 3.08 | 4.61 | 10.40 | 11.12 | 0.82 | 2.55 | 2.89 | 3.6 | 11.3 | 12.8 | 98 | 4.08 | A | A+ | 4.42 | 6.46 | 2047 | 1.21 |
| | 2MXA1A1A1A50 | 1.39 | 1.39 | 1.72 | 2.43 | 3.47 | 4.83 | 10.40 | 11.25 | 0.84 | 2.51 | 2.89 | 3.7 | 11.1 | 12.8 | 98 | 4.14 | A | A+ | 4.40 | 6.46 | 2056 | 1.22 |
| | 2MXA1A1A1A42 | 1.40 | 1.40 | 1.74 | 2.93 | 2.93 | 4.80 | 10.40 | 11.13 | 0.87 | 2.60 | 2.94 | 3.9 | 11.5 | 13.0 | 98 | 4.00 | A | A+ | 4.44 | 6.46 | 2040 | 1.27 |
| | 2MXA1A1A1A35 | 1.44 | 1.44 | 2.52 | 2.50 | 2.50 | 4.69 | 10.40 | 11.12 | 0.84 | 2.61 | 2.89 | 3.7 | 11.6 | 12.8 | 98 | 3.98 | A | A+ | 4.50 | 6.46 | 2010 | 1.26 |
| | 2MXA1A1A1A42 | 1.37 | 1.37 | 2.40 | 2.39 | 2.87 | 4.89 | 10.40 | 11.13 | 0.87 | 2.60 | 2.94 | 3.9 | 11.5 | 13.0 | 98 | 4.00 | A | A+ | 4.51 | 6.46 | 2008 | 1.26 |
| | 2MXA1A1A1A25 | 1.72 | 2.17 | 2.17 | 2.17 | 2.17 | 3.99 | 10.40 | 11.10 | 0.69 | 2.62 | 2.89 | 3.1 | 11.6 | 12.8 | 98 | 3.97 | A | A+ | 4.28 | 6.46 | 2113 | 1.23 |
| | 2MXA1A1A1A35 | 1.60 | 2.00 | 2.00 | 2.00 | 2.80 | 4.27 | 10.40 | 11.11 | 0.74 | 2.61 | 2.89 | 3.3 | 11.6 | 12.8 | 98 | 3.98 | A | A+ | 4.35 | 6.46 | 2081 | 1.22 |
| | 2MXA1A1A1A42 | 1.52 | 1.90 | 1.90 | 1.90 | 3.18 | 4.46 | 10.40 | 11.11 | 0.79 | 2.56 | 2.89 | 3.5 | 11.4 | 12.8 | 98 | 4.06 | A | A+ | 4.35 | 6.46 | 2079 | 1.22 |
| | 2MXA1A1A1A50 | 1.44 | 1.79 | 1.79 | 1.79 | 3.59 | 4.69 | 10.40 | 11.24 | 0.82 | 2.51 | 2.90 | 3.6 | 11.1 | 12.9 | 98 | 4.14 | A | A+ | 4.34 | 6.46 | 2083 | 1.22 |
| | 2MXA1A1A1A60 | 1.33 | 1.68 | 1.68 | 1.68 | 4.03 | 4.97 | 10.40 | 11.47 | 0.82 | 2.38 | 2.81 | 3.6 | 10.6 | 12.5 | 98 | 4.37 | A | A+ | 4.44 | 6.46 | 2036 | 1.27 |
| | 2MXA1A1A1A35 | 1.48 | 1.86 | 1.86 | 2.60 | 2.60 | 4.55 | 10.40 | 11.11 | 0.82 | 2.61 | 2.89 | 3.6 | 11.6 | 12.8 | 98 | 3.98 | A | A+ | 4.42 | 6.46 | 2047 | 1.21 |
| | 2MXA1A1A1A42 | 1.41 | 1.77 | 1.77 | 2.48 | 2.97 | 4.75 | 10.40 | 11.12 | 0.84 | 2.55 | 2.89 | 3.7 | 11.3 | 12.8 | 98 | 4.08 | A | A+ | 4.44 | 6.46 | 2040 | 1.27 |
| | 2MXA1A1A1A50 | 1.34 | 1.68 | 1.68 | 2.35 | 3.35 | 4.97 | 10.40 | 11.25 | 0.87 | 2.51 | 2.89 | 3.9 | 11.1 | 12.8 | 98 | 4.14 | A | A+ | 4.41 | 6.46 | 2054 | 1.21 |
| | 2MXA1A1A1A42 | 1.34 | 1.69 | 1.69 | 2.84 | 2.84 | 4.94 | 10.40 | 11.13 | 0.90 | 2.60 | 2.94 | 4.0 | 11.5 | 13.0 | 98 | 4.00 | A | A+ | 4.44 | 6.46 | 2039 | 1.27 |
| | 2MXA1A1A1A35 | 1.38 | 1.73 | 2.43 | 2.43 | 2.43 | 4.83 | 10.40 | 11.12 | 0.87 | 2.61 | 2.89 | 3.9 | 11.6 | 12.8 | 98 | 3.98 | A | A+ | 4.51 | 6.46 | 2008 | 1.26 |
| | 2MXA1A1A1A25 | 2.08 | 2.08 | 2.08 | 2.08 | 2.08 | 4.13 | 10.40 | 11.10 | 0.72 | 2.62 | 2.89 | 3.2 | 11.6 | 12.8 | 98 | 3.97 | A | A+ | 4.29 | 6.46 | 2110 | 1.23 |
| | 2MXA1A1A1A35 | 1.93 | 1.93 | 1.93 | 1.93 | 2.68 | 4.41 | 10.40 | 11.11 | 0.77 | 2.61 | 2.89 | 3.4 | 11.6 | 12.8 | 98 | 3.98 | A | A+ | 4.35 | 6.46 | 2079 | 1.22 |
| | 2MXA1A1A1A42 | 1.83 | 1.83 | 1.83 | 1.83 | 3.08 | 4.61 | 10.40 | 11.11 | 0.82 | 2.56 | 2.89 | 3.6 | 11.4 | 12.8 | 98 | 4.06 | A | A+ | 4.37 | 6.46 | 2071 | 1.22 |
| | 2MXA1A1A1A50 | 1.73 | 1.73 | 1.73 | 1.73 | 3.48 | 4.83 | 10.40 | 11.24 | 0.85 | 2.51 | 2.90 | 3.8 | 11.1 | 12.9 | 98 | 4.14 | A | A+ | 4.35 | 6.46 | 2081 | 1.22 |
| | 2MXA1A1A1A35 | 1.80 | 1.80 | 1.80 | 2.50 | 2.50 | 4.69 | 10.40 | 11.11 | 0.85 | 2.61 | 2.89 | 3.8 | 11.6 | 12.8 | 98 | 3.98 | A | A+ | 4.44 | 6.46 | 2040 | 1.27 |
| | 2MXA1A1A1A42 | 1.71 | 1.71 | 1.71 | 2.40 | 2.87 | 4.89 | 10.40 | 11.12 | 0.87 | 2.61 | 2.89 | 3.9 | 11.6 | 12.8 | 98 | 3.98 | A | A+ | 4.47 | 6.46 | 2026 | 1.27 |
| | 2MXA1A1A1A35 | 1.69 | 1.69 | 2.34 | 2.34 | 2.34 | 4.97 | 10.40 | 11.12 | 0.90 | 2.61 | 2.89 | 4.0 | 11.6 | 12.8 | 98 | 3.98 | A | A+ | 4.51 | 6.46 | 2008 | 1.26 |

Notes:
1. Cooling capacity is based on 27°CDB/19°CWB (Indoor temperature). 35°CDB (Outdoor temperature).
   Heating capacity is based on 20°CDB (Indoor temperature). 7°CDB/6°CWB (Outdoor temperature).
2. The total ability of connected indoor unit is up to 14.5kW.
3. It is impossible to connect the indoor unit for one room only.
4. The above is the value for connecting with the following indoor units.
   1.5kW: wall mounted CTXS-K series; 2.0, 2.5, 3.5, 4.2, 5.0kW: wall mounted FTXS-K series
   6.0, 7.1 kW class; wall mounted G series




# VRV IV S-series

## Space saving solution without compromising on efficiency

In 2015 our successful mini VRV range gets a thorough update to make it even better suited for residential and light commercial applications where space is limited and performance expectations are high.

VRV IV S-series

Variable Refrigerant Temperature

## VRV IV S-series

**(expected 2nd half 2015)**

- Incorporates VRV IV standards such as Variable Refrigerant Temperature
- Covers all thermal needs of a building via a single point of contact: accurate temperature control, ventilation, air handling units and Biddle air curtains
- Connect either VRV or stylish indoors (Daikin Emura, Nexura, ...)
- Extended range with 8, 10 and 12 HP unit for bigger applications with space limitations (expected end of 2015)

4-5-6-8-10-12 HP




## VRV IV S-series compact

**(expected 1st half 2015)**

- Smaller single fan casing ideally for residential applications or small residential application in city centres
- Incorporates all main VRV IV S-series features

4-5 HP



# VRVIII-S heat pump

## Space saving solution without compromising on efficiency

- For residential and light commercial applications
- Space saving design for flexible installation
- Wide range of indoor units: either connect VRV or stylish indoor units such as Daikin Emura, Nexura ...
- Energy efficient heating system based on air source heat pump technology, lowering energy bills and CO2 emmisions
- Connect up to 9 indoor units, which can all be individually controlled
- Possibility to combine different types of indoor units: wall mounted, floor standing, concealed ceiling, ceiling suspended, round flow or 4-way blow cassettes
- 3 steps in night quiet mode: step 1: 47dBA, step 2: 44 dBA, step 3: 41 dBA
- Simplified installation & guaranteed optimal efficiency with automatic charging & testing
- The ability to control each conditioned zone individually keeps VRV system running costs to an absolute minimum
- Spread your installation cost by phased installation
- Possibility to limit peak power consumption between 30 and 80%, for example during periods with high power demand



RXYSQ-P8V1

| CONNECTABLE INDOOR UNITS | Wall mounted | | | | | | | | | | | | | Floor standing | | | | | | Flexi type | | | | Round flow cassette | | | Fully flat cassette | | | | Concealed ceiling | | | | | | | | Ceiling suspended | | |
|---|---|---|---|---|---|---|---|---|---|---|---|---|---|---|---|---|---|---|---|---|---|---|---|---|---|---|---|---|---|---|---|---|---|---|---|---|---|---|---|---|
| | FTXG-L | | | | CTXS-K | | FTXS-K | | | | | | FTXS-G | FVXG-K | | | FVXS-F | | | FLXS-B(9) | | | | FCQG-F | | | FFQ-C | | | | FDXS-F(9) | | | | FDBQ-B /FBQ-D | | | | FHQ-C | | |
| | 20 | 25 | 35 | 50 | 15 | 35 | 20 | 25 | 35 | 42 | 50 | 60 | 71 | 25 | 35 | 50 | 25 | 35 | 50 | 25 | 35 | 50 | 60 | 35 | 50 | 60 | 25 | 35 | 50 | 60 | 25 | 35 | 50 | 60 | 25 | 35 | 50 | 60 | 35 | 50 | 60 |
| RXYSQ-P8V1 | ● | ● | ● | ● | ● | ● | ● | ● | ● | ● | ● | ● | ● | ● | ● | ● | ● | ● | ● | ● | ● | ● | ● | ● | ● | ● | ● | ● | ● | ● | ● | ● | ● | ● | ● | ● | ● | ● | ● | ● | ● |

| Outdoor unit | | | | RXYSQ | 4P8V1 | 5P8V1 | 6P8V1 |
|---|---|---|---|---|---|---|---|
| Capacity range | | | | HP | 4 | 5 | 6 |
| Cooling capacity | Nom. | | | kW | 12.6 | 14.0 | 15.5 |
| Heating capacity | Nom. | | | kW | 14.2 | 16.0 | 18.0 |
| Power input - 50Hz | Cooling | Nom. | | kW | 3.24 | 3.51 | 4.53 |
| | Heating | Nom. | | kW | 3.12 | 3.86 | 4.57 |
| EER | | | | | 3.89 | 3.99 | 3.42 |
| COP | | | | | 4.55 | 4.15 | 3.94 |
| Maximum number of connectable indoor units | | | | | 8 (1) / 8 (2) | 10 (1) / 9 (2) | 12 (1) / 9 (2) |
| Indoor index connection | Min. | | | | 50 | 62.5 | 70 |
| | Nom. | | | | - | | |
| | Max. | | | | 130 | 162.5 | 182 |
| Dimensions | Unit | HeightxWidthxDepth | | mm | 1,345x900x320 | | |
| Weight | Unit | | | kg | 120 | | |
| Fan | Air flow rate | Cooling | Nom. | $m^3$/min | 106 | | |
| Sound power level | Cooling | Nom. | | dBA | 66 | 67 | 69 |
| Sound pressure level | Cooling | Nom. | | dBA | 50 | 51 | 53 |
| | Heating | Nom. | | dBA | 52 | 53 | 55 |
| Operation range | Cooling | Min.~Max. | | °CDB | -5~46 | | |
| | Heating | Min.~Max. | | °CWB | -20~15.5 | | |
| Refrigerant | Type/Charge/GWP | | | kg | R-410A / 4.0 / 2,087.5 | | |
| | Charge | | | $TCO_2Eq$ | 8.4 | | |
| Piping connections | Liquid | OD | | mm | 9.52 | | |
| | Gas | OD | | mm | 15.9 (1) / 19.1 (2) | 15.9 (1) / 19.1 (2) | 19.1 |
| | Total piping length | System | Actual | m | 300 (1) / 115 (2) | 300 (1) / 135 (2) | 300 (1) / 145 (2) |
| Power supply | Phase/Frequency/Voltage | | | Hz/V | 1N~/50/220-240 | | |
| Current - 50Hz | Maximum fuse amps (MFA) | | | A | 32.0 | | |

(1) In case VRV indoor units are connected (2) In case RA indoors are connected

| Branch provider | | | BPMKS967B2 | BPMKS967B3 |
|---|---|---|---|---|
| Connectable indoor units | | | 1~2 | 1~3 |
| Max. indoor unit connectable capacity | | | 14.2 | 20.8 |
| Max. connectable combination | | | 71+71 | 60+71+71 |
| Dimensions | Height x Width x Depth | mm | 180x294x350 | |
| Weight | | kg | 7 | 8 |

# Multi model application

- Outdoor units for multi model application.
- Outdoor units are fitted with a swing compressor, renowned for its low noise and high energy efficiency
- Up to 3 indoor units can be connected to 1 multi outdoor unit; all indoor units are individually controllable and do not need to be installed in the same room or at the same time
- Night quiet mode automatically reduces the operation sound of the outdoor unit by 3dBA during nighttime (multi outdoor units in cooling mode only)
- Daikin outdoor units are neat, sturdy and can easily be mounted on a roof or terrace or simply placed against an outside wall



2AMX40-50G



3AMX52E

| | Wall mounted | | | | | | | | | |
|---|---|---|---|---|---|---|---|---|---|---|
| | ATXS-K | | | | ATX-J3 | | | ATX-K | | |
| Connectable indoor units | 20 | 25 | 35 | 50 | 20 | 25 | 35 | 20 | 25 | 35 |
| 2AMX40G | ● | ● | ● | | ● | ● | ● | ● | ● | ● |
| 2AMX50G | ● | ● | ● | ● | ● | ● | ● | ● | ● | ● |
| 3AMX52E | ● | ● | ● | ● | | | | | | |

| Indoor unit | | | | | 2AMX40G | 2AMX50G | 3AMX52E |
|---|---|---|---|---|---|---|---|
| Dimensions | Unit | HeightxWidthxDepth | | mm | 550x765x285 | | 735x936x300 |
| Weight | Unit | | | kg | 38 | 42 | 49 |
| Sound power level | Cooling | | | dBA | 62 | 63 | 59 |
| | Heating | | | dBA | - | | 60 |
| Sound pressure level | Cooling | Nom. | | dBA | 47 | 48 | 46 |
| | Heating | Nom. | | dBA | 48 | 50 | 47 |
| Operation range | Cooling | Ambient | Min.~Max. | °CDB | 10~46 | | -10~46 |
| | Heating | Ambient | Min.~Max. | °CWB | -15~18 | | |
| Refrigerant | Type/Charge/GWP | | | kg | R-410A / 1.2 / 2,087.5 | R-410A / 1.6 / 2,087.5 | R-410A / 2.0 / 2,087.5 |
| | Charge | | | $TCO_2Eq$ | 2.5 | 3.3 | 4.2 |
| Piping connections | Liquid | OD | | mm | 6.35 | | |
| | Gas | OD | | mm | 9.5 | | |
| | Piping length | OU - IU | Max. | m | 20 | | 25 |
| | Additional refrigerant charge | | | kg/m | 0.02 (for piping length exceeding 20m) | | 0.02 (for piping length exceeding 30m) |
| | Level difference | IU - OU | Max. | m | 15 | | |
| | | IU - IU | Max. | m | 7.5 | | |
| Power supply | Phase / Frequency / Voltage | | | Hz / V | 1~ / 50 / 220-240 | | 1~ / 50 / 230 |
| Current - 50Hz | Maximum fuse amps (MFA) | | | A | 16 | | 20 |

# Combination tables

## Cooling

| Outdoor unit | Indoor unit | Cooling capacity (kW) | | Total capacity (kW) | | | Power input (kW) | | | Total current (A) | | | Power factor (%) | EER | Energy label | AEC (kWh) | Seasonal data | | | |
|---|---|---|---|---|---|---|---|---|---|---|---|---|---|---|---|---|---|---|---|---|
| | | A room | B room | Min. | Nom. | Max. | Min. | Nom. | Max. | Min. | Nom. | Max. | | | | | Label | SEER | Pdesign | AEC |
| 2AMX40G3V1B | 2.0 | 2.00 | / | 1.50 | 2.00 | 2.40 | 0.330 | 0.440 | 0.570 | 1.5 | 2.0 | 2.6 | 94 | 4.55 | A | 220 | / | / | / | / |
| | 2.5 | 2.50 | / | 1.50 | 2.50 | 3.00 | 0.330 | 0.610 | 0.800 | 1.5 | 2.8 | 3.7 | 94 | 4.10 | A | 305 | / | / | / | / |
| | 3.5 | 3.50 | / | 1.50 | 3.50 | 4.00 | 0.330 | 1.050 | 1.360 | 1.5 | 4.8 | 6.2 | 95 | 3.33 | A | 525 | / | / | / | / |
| | 2.0 + 2.0 | 2.00 | 2.00 | 1.75 | 4.00 | 4.20 | 0.310 | 1.040 | 1.120 | 1.4 | 4.8 | 5.2 | 94 | 3.85 | A | 520 | A++ | 6.38 | 4.00 | 220 |
| | 2.0 + 2.5 | 1.85 | 2.15 | 1.75 | 4.00 | 4.30 | 0.310 | 1.030 | 1.170 | 1.4 | 4.8 | 5.4 | 94 | 3.88 | A | 515 | A++ | 6.26 | 4.00 | 224 |
| | 2.0 + 3.5 | 1.75 | 2.25 | 1.75 | 4.00 | 4.50 | 0.310 | 1.000 | 1.230 | 1.4 | 4.6 | 5.7 | 94 | 4.00 | A | 500 | A++ | 6.50 | 4.00 | 216 |
| | 2.5 + 2.5 | 2.00 | 2.00 | 1.75 | 4.00 | 4.40 | 0.310 | 1.020 | 1.230 | 1.4 | 4.7 | 5.7 | 94 | 3.92 | A | 510 | A++ | 6.26 | 4.00 | 224 |
| | 2.5 + 3.5 | 1.80 | 2.20 | 1.75 | 4.00 | 4.60 | 0.310 | 0.990 | 1.310 | 1.4 | 4.6 | 6.1 | 94 | 4.04 | A | 495 | A++ | 6.49 | 4.00 | 216 |

## Heating

| Outdoor unit | Indoor unit | Heating capacity (kW) | | Total capacity (kW) | | | Power input (kW) | | | Total current (A) | | | Power factor (%) | COP | Energy label | AEC (kWh) | Seasonal data | | | | |
|---|---|---|---|---|---|---|---|---|---|---|---|---|---|---|---|---|---|---|---|---|---|
| | | A room | B room | Min. | Nom. | Max. | Min. | Nom. | Max. | Min. | Nom. | Max. | | | | | Label | SCOP | Pdesign | AEC | Back-up heater capacity at -10°C |
| 2AMX40G3V1B | 2.0 | 3.00 | / | 1.10 | 3.00 | 3.70 | 0.260 | 0.820 | 1.230 | 1.2 | 3.8 | 5.7 | 94 | 3.66 | A | 410 | / | / | / | / | / |
| | 2.5 | 3.40 | / | 1.10 | 3.40 | 4.10 | 0.260 | 1.020 | 1.480 | 1.2 | 4.7 | 6.8 | 95 | 3.33 | C | 510 | / | / | / | / | / |
| | 3.5 | 3.80 | / | 1.10 | 3.80 | 4.40 | 0.260 | 1.280 | 1.720 | 1.2 | 5.9 | 7.9 | 95 | 2.97 | D | 640 | / | / | / | / | / |
| | 2.0 + 2.0 | 2.10 | 2.10 | 1.40 | 4.20 | 4.60 | 0.250 | 0.960 | 1.120 | 1.1 | 4.4 | 5.1 | 95 | 4.38 | A | 480 | A+ | 4.15 | 2.99 | 1009 | 0.56 |
| | 2.0 + 2.5 | 2.10 | 2.30 | 1.40 | 4.40 | 4.70 | 0.250 | 1.040 | 1.170 | 1.1 | 4.7 | 5.3 | 96 | 4.23 | A | 520 | A+ | 4.16 | 2.99 | 1006 | 0.58 |
| | 2.0 + 3.5 | 2.00 | 2.40 | 1.40 | 4.40 | 4.70 | 0.240 | 1.000 | 1.120 | 1.1 | 4.5 | 5.1 | 96 | 4.40 | A | 500 | A+ | 4.14 | 2.96 | 1001 | 0.56 |
| | 2.5 + 2.5 | 2.20 | 2.20 | 1.40 | 4.40 | 4.70 | 0.250 | 1.030 | 1.160 | 1.1 | 4.7 | 5.3 | 96 | 4.27 | A | 515 | A+ | 1.16 | 3.00 | 1009 | 0.59 |
| | 2.5 + 3.5 | 2.05 | 2.35 | 1.40 | 4.40 | 4.70 | 0.240 | 0.990 | 1.110 | 1.1 | 4.5 | 5.0 | 96 | 4.44 | A | 495 | A+ | 4.15 | 2.96 | 999 | 0.58 |

Notes:
1. The total capacity of each connected indoor unit is up to 8.5 kW.
2. The values above are for connecting with the following indoor unit types:
   2.0, 2.5, 3.5, 5.0 kW class
   Wall-mounted ATXS-K series
3. These indoor units can only be used in a multi-unit setup.
4. Cooling capacity conditions:
   Indoor temperature 27°C DB / 19°C WB
   Outdoor temperature 35°C DB
   Heating capacity conditions:
   Indoor temperature 20°C DB
   Outdoor temperature 7°C DB / 6°C WB
5. Design temperature: -10°C

# Combination tables

## Cooling

| Outdoor unit | Indoor unit | Cooling capacity (kW) | | Total capacity (kW) | | | Power input (kW) | | | Total current (A) | | | Power factor (%) | EER | Energy label | AEC (kWh) | Seasonal data | | | |
|---|---|---|---|---|---|---|---|---|---|---|---|---|---|---|---|---|---|---|---|---|
| | | A room | B room | Min. | Nom. | Max. | Min. | Nom. | Max. | Min. | Nom. | Max. | | | | | Label | SEER | Pdesign | AEC |
| 2AMX50G3V1B | 2.0 | 2.00 | / | 1.60 | 2.00 | 2.60 | 0.330 | 0.390 | 0.580 | 1.6 | 1.9 | 2.8 | 91 | 5.13 | A | 195 | / | / | / | / |
| | 2.5 | 2.50 | / | 1.60 | 2.50 | 3.10 | 0.330 | 0.560 | 0.800 | 1.6 | 2.7 | 3.8 | 91 | 4.46 | A | 280 | / | / | / | / |
| | 3.5 | 3.50 | / | 1.60 | 3.50 | 4.00 | 0.320 | 0.940 | 1.240 | 1.5 | 4.5 | 5.9 | 91 | 3.72 | A | 470 | / | / | / | / |
| | 5.0 | 5.00 | / | 1.60 | 5.00 | 5.10 | 0.320 | 1.940 | 2.070 | 1.5 | 9.3 | 9.9 | 91 | 2.58 | E | 970 | / | / | / | / |
| | 2.0 + 2.0 | 2.00 | 2.00 | 1.95 | 4.00 | 5.00 | 0.340 | 0.870 | 1.360 | 1.6 | 4.2 | 6.5 | 91 | 4.60 | A | 435 | A++ | 6.55 | 4.00 | 214 |
| | 2.0 + 2.5 | 2.00 | 2.50 | 1.95 | 4.50 | 5.10 | 0.340 | 1.070 | 1.450 | 1.6 | 5.1 | 6.9 | 91 | 4.21 | A | 535 | A++ | 6.53 | 4.50 | 242 |
| | 2.0 + 3.5 | 1.82 | 3.18 | 1.95 | 5.00 | 5.40 | 0.340 | 1.350 | 1.620 | 1.6 | 6.5 | 7.7 | 91 | 3.70 | A | 675 | A++ | 6.51 | 5.00 | 269 |
| | 2.0 + 5.0 | 1.43 | 3.57 | 1.95 | 5.00 | 5.50 | 0.340 | 1.310 | 1.710 | 1.6 | 6.3 | 8.2 | 91 | 3.82 | A | 655 | A++ | 6.50 | 5.00 | 270 |
| | 2.5 + 2.5 | 2.50 | 2.50 | 1.95 | 5.00 | 5.30 | 0.340 | 1.380 | 1.610 | 1.6 | 6.6 | 7.7 | 91 | 3.62 | A | 690 | A++ | 6.39 | 5.00 | 274 |
| | 2.5 + 3.5 | 2.08 | 2.92 | 1.95 | 5.00 | 5.40 | 0.340 | 1.340 | 1.610 | 1.6 | 6.4 | 7.7 | 91 | 3.73 | A | 670 | A++ | 6.48 | 5.00 | 270 |
| | 2.5 + 5.0 | 1.67 | 3.33 | 1.95 | 5.00 | 5.50 | 0.340 | 1.300 | 1.700 | 1.6 | 6.2 | 8.1 | 91 | 3.85 | A | 650 | A++ | 6.48 | 5.00 | 271 |
| | 3.5 + 3.5 | 2.50 | 2.50 | 1.98 | 5.00 | 5.40 | 0.340 | 1.290 | 1.550 | 1.6 | 6.2 | 7.4 | 91 | 3.88 | A | 645 | A++ | 6.55 | 5.00 | 268 |
| | 3.5 + 5.0 | 2.06 | 2.94 | 1.98 | 5.00 | 5.50 | 0.340 | 1.270 | 1.620 | 1.6 | 6.1 | 7.7 | 91 | 3.94 | A | 635 | A++ | 6.54 | 5.00 | 268 |

## Heating

| Outdoor unit | Indoor unit | Heating capacity (kW) | | Total capacity (kW) | | | Power input (kW) | | | Total current (A) | | | Power factor (%) | COP | Energy label | AEC (kWh) | Seasonal data | | | | |
|---|---|---|---|---|---|---|---|---|---|---|---|---|---|---|---|---|---|---|---|---|---|
| | | A room | B room | Min. | Nom. | Max. | Min. | Nom. | Max. | Min. | Nom. | Max. | | | | | Label | SCOP | Pdesign | AEC | Back-up heater capacity at -10°C |
| 2AMX50G3V1B | 2.0 | 3.00 | / | 1.16 | 3.00 | 3.70 | 0.230 | 0.780 | 1.080 | 1.1 | 3.7 | 5.2 | 91 | 3.85 | A | 390 | / | / | / | / | / |
| | 2.5 | 3.40 | / | 1.16 | 3.40 | 4.10 | 0.220 | 0.940 | 1.270 | 1.1 | 4.5 | 6.1 | 91 | 3.62 | A | 470 | / | / | / | / | / |
| | 3.5 | 4.00 | / | 1.16 | 4.00 | 4.60 | 0.220 | 1.180 | 1.460 | 1.1 | 5.6 | 7.0 | 91 | 3.39 | C | 590 | / | / | / | / | / |
| | 5.0 | 5.40 | / | 1.28 | 5.40 | 5.60 | 0.230 | 1.770 | 1.910 | 1.1 | 8.5 | 9.1 | 91 | 3.05 | D | 885 | / | / | / | / | / |
| | 2.0 + 2.0 | 2.65 | 2.65 | 1.18 | 5.30 | 5.70 | 0.220 | 1.260 | 1.400 | 1.1 | 6.0 | 6.7 | 91 | 4.21 | A | 630 | A+ | 4.12 | 3.97 | 1351 | 0.76 |
| | 2.0 + 2.5 | 2.44 | 3.06 | 1.18 | 5.50 | 5.80 | 0.220 | 1.320 | 1.430 | 1.1 | 6.3 | 6.8 | 91 | 4.17 | A | 660 | A+ | 4.12 | 3.97 | 1351 | 0.76 |
| | 2.0 + 3.5 | 2.04 | 3.56 | 1.24 | 5.60 | 5.90 | 0.230 | 1.310 | 1.390 | 1.1 | 6.3 | 6.6 | 91 | 4.27 | A | 655 | A+ | 4.14 | 4.28 | 1448 | 0.82 |
| | 2.0 + 5.0 | 1.63 | 4.07 | 1.29 | 5.70 | 6.20 | 0.230 | 1.330 | 1.480 | 1.1 | 6.4 | 7.1 | 91 | 4.29 | A | 665 | A+ | 4.11 | 4.42 | 1505 | 0.86 |
| | 2.5 + 2.5 | 2.80 | 2.80 | 1.18 | 5.60 | 5.80 | 0.220 | 1.380 | 1.430 | 1.1 | 6.6 | 6.8 | 91 | 4.06 | A | 690 | A+ | 4.10 | 4.25 | 1452 | 0.81 |
| | 2.5 + 3.5 | 2.38 | 3.32 | 1.24 | 5.70 | 6.00 | 0.230 | 1.340 | 1.450 | 1.1 | 6.4 | 6.9 | 91 | 4.25 | A | 670 | A+ | 4.09 | 4.41 | 1510 | 0.84 |
| | 2.5 + 5.0 | 1.90 | 3.80 | 1.35 | 5.70 | 6.30 | 0.230 | 1.320 | 1.520 | 1.1 | 6.3 | 7.3 | 91 | 4.32 | A | 660 | A+ | 4.10 | 4.42 | 1510 | 0.84 |
| | 3.5 + 3.5 | 2.85 | 2.85 | 1.30 | 5.70 | 6.10 | 0.230 | 1.330 | 1.460 | 1.1 | 6.4 | 7.0 | 91 | 4.29 | A | 665 | A+ | 4.17 | 4.43 | 1489 | 0.86 |
| | 3.5 + 5.0 | 2.35 | 3.35 | 1.35 | 5.70 | 6.40 | 0.230 | 1.310 | 1.560 | 1.1 | 6.3 | 7.5 | 91 | 4.35 | A | 655 | A+ | 4.17 | 4.45 | 1494 | 0.84 |

Notes:
1. The total capacity of each connected indoor unit is up to 6.0 kW.
2. The values above are for connecting with the following indoor unit types:
   2.0, 2.5, 3.5 kW class
   Wall-mounted ATXS-K series
3. These indoor units can only be used in a multi-unit setup.
4. Cooling capacity conditions:
   Indoor temperature 27°C DB / 19°C WB
   Outdoor temperature 35°C DB
   Heating capacity conditions:
   Indoor temperature 20°C DB
   Outdoor temperature 7°C DB / 6°C WB
5. Design temperature: -10°C

# Combination tables

## Cooling

| Outdoor unit | Indoor unit | Cooling capacity (kW) | | | Total capacity (kW) | | | Power input (kW) | | | Total current (A) | | | Power factor (%) | EER | Energy label | AEC (kWh) | Seasonal data | | | |
|---|---|---|---|---|---|---|---|---|---|---|---|---|---|---|---|---|---|---|---|---|---|
| | | A room | B room | | Min. | Nom. | Max. | Min. | Nom. | Max. | Min. | Nom. | Max. | | | | | Label | SEER | Pdesign | AEC |
| 3AMX52E4V1B | 2.0 | 2.00 | / | / | 1.76 | 2.00 | 2.84 | 0.350 | 0.460 | 0.740 | 1.6 | 2.1 | 3.4 | 96 | 4.35 | A | 230 | / | / | / | / |
| | 2.5 | 2.50 | / | / | 1.76 | 2.50 | 3.12 | 0.350 | 0.620 | 0.750 | 1.6 | 2.8 | 3.4 | 97 | 4.03 | A | 310 | / | / | / | / |
| | 3.5 | 3.50 | / | / | 1.76 | 3.50 | 4.18 | 0.350 | 0.970 | 1.290 | 1.6 | 4.3 | 5.7 | 98 | 3.61 | A | 485 | / | / | / | / |
| | 5.0 | / | / | 5.00 | 1.79 | 5.00 | 5.40 | 0.350 | 1.750 | 2.030 | 1.5 | 7.7 | 8.9 | 99 | 2.86 | C | 875 | / | / | / | / |
| | 2.0 + 2.0 | 2.00 | 2.00 | / | 1.88 | 4.00 | 5.96 | 0.350 | 0.950 | 1.910 | 1.5 | 4.2 | 8.4 | 99 | 4.21 | A | 475 | A++ | 6.76 | 4.00 | 208 |
| | 2.0 + 2.5 | 2.00 | 2.50 | / | 1.88 | 4.50 | 6.23 | 0.350 | 1.180 | 2.140 | 1.5 | 5.2 | 9.4 | 99 | 3.81 | A | 590 | A++ | 6.78 | 4.50 | 233 |
| | 2.0 + 3.5 | 1.89 | 3.31 | / | 1.88 | 5.20 | 6.24 | 0.350 | 1.550 | 2.070 | 1.5 | 6.8 | 9.1 | 99 | 3.35 | A | 775 | A++ | 6.86 | 5.20 | 266 |
| | 2.0 + 5.0 | 1.49 | / | 3.71 | 1.88 | 5.20 | 6.47 | 0.350 | 1.420 | 2.150 | 1.5 | 6.2 | 9.4 | 99 | 3.66 | A | 710 | A++ | 6.85 | 5.20 | 266 |
| | 2.5 + 2.5 | 2.50 | 2.50 | / | 1.88 | 5.00 | 6.23 | 0.350 | 1.450 | 2.140 | 1.5 | 6.4 | 9.4 | 99 | 3.45 | A | 725 | A++ | 6.71 | 5.00 | 261 |
| | 2.5 + 3.5 | 2.17 | 3.03 | / | 1.88 | 5.20 | 6.35 | 0.350 | 1.550 | 2.250 | 1.5 | 6.8 | 9.9 | 99 | 3.35 | A | 775 | A++ | 6.85 | 5.20 | 266 |
| | 2.5 + 5.0 | 1.73 | / | 3.47 | 1.88 | 5.20 | 6.47 | 0.350 | 1.420 | 2.070 | 1.5 | 6.2 | 9.1 | 99 | 3.66 | A | 710 | A++ | 6.85 | 5.20 | 266 |
| | 3.5 + 3.5 | 2.60 | 2.60 | / | 1.88 | 5.20 | 6.40 | 0.350 | 1.550 | 2.250 | 1.5 | 6.8 | 9.9 | 99 | 3.35 | A | 775 | A++ | 6.89 | 5.20 | 265 |
| | 3.5 + 5.0 | 2.14 | / | 3.06 | 1.88 | 5.20 | 6.49 | 0.350 | 1.420 | 2.090 | 1.5 | 6.2 | 9.2 | 99 | 3.66 | A | 710 | A++ | 6.87 | 5.20 | 265 |
| | 2.0+2.0+2.0 | 1.73 | 1.73 | 1.73 | 1.86 | 5.19 | 7.04 | 0.350 | 1.240 | 2.160 | 1.5 | 5.4 | 9.5 | 99 | 4.19 | A | 620 | A++ | 7.06 | 5.19 | 258 |
| | 2.0+2.0+2.5 | 1.60 | 1.60 | 1.99 | 1.86 | 5.19 | 7.04 | 0.350 | 1.240 | 2.160 | 1.5 | 5.4 | 9.5 | 99 | 4.19 | A | 620 | A++ | 7.06 | 5.19 | 258 |
| | 2.0+2.0+3.5 | 1.38 | 1.38 | 2.43 | 1.95 | 5.19 | 7.06 | 0.370 | 1.240 | 2.160 | 1.6 | 5.4 | 9.5 | 99 | 4.19 | A | 620 | A++ | 7.07 | 5.19 | 257 |
| | 2.0+2.5+2.5 | 1.49 | 1.85 | 1.85 | 1.86 | 5.19 | 7.04 | 0.350 | 1.240 | 2.160 | 1.5 | 5.4 | 9.5 | 99 | 4.19 | A | 620 | A++ | 7.04 | 5.19 | 259 |
| | 2.0+2.5+3.5 | 1.30 | 1.63 | 2.27 | 1.95 | 5.20 | 7.06 | 0.370 | 1.240 | 2.160 | 1.6 | 5.4 | 9.5 | 99 | 4.19 | A | 620 | A++ | 7.07 | 5.20 | 258 |
| | 2.0+3.5+3.5 | 1.16 | 2.02 | 2.02 | 1.95 | 5.20 | 7.07 | 0.370 | 1.240 | 2.160 | 1.6 | 5.4 | 9.5 | 99 | 4.19 | A | 620 | A++ | 7.08 | 5.20 | 258 |
| | 2.5+2.5+2.5 | 1.73 | 1.73 | 1.73 | 1.95 | 5.19 | 7.04 | 0.370 | 1.240 | 2.160 | 1.6 | 5.4 | 9.5 | 99 | 4.19 | A | 620 | A++ | 7.04 | 5.19 | 259 |
| | 2.5+2.5+3.5 | 1.53 | 1.53 | 2.14 | 1.95 | 5.20 | 7.06 | 0.370 | 1.230 | 2.160 | 1.6 | 5.4 | 9.5 | 99 | 4.23 | A | 615 | A++ | 7.07 | 5.20 | 258 |
| | 2.0+2.0+5.0 | 1.16 | 1.16 | 2.88 | 2.11 | 5.20 | 7.30 | 0.380 | 1.220 | 2.260 | 1.7 | 5.4 | 9.9 | 99 | 4.26 | A | 610 | A++ | 7.07 | 5.20 | 258 |

## Heating

| Outdoor unit | Indoor unit | Heating capacity (kW) | | | Total capacity (kW) | | | Power input (kW) | | | Total current (A) | | | Power factor (%) | COP | Energy label | AEC (kWh) | Seasonal data | | | | |
|---|---|---|---|---|---|---|---|---|---|---|---|---|---|---|---|---|---|---|---|---|---|---|
| | | A room | B room | | Min. | Nom. | Max. | Min. | Nom. | Max. | Min. | Nom. | Max. | | | | | Label | SCOP | Pdesign | AEC | Back-up heater capacity at -10°C |
| 3AMX52E4V1B | 2.0 | 2.72 | / | / | 1.21 | 2.72 | 3.75 | 0.300 | 0.720 | 1.200 | 1.4 | 3.3 | 5.4 | 96 | 3.78 | A | 360 | / | / | / | / | / |
| | 2.5 | 3.40 | / | / | 1.21 | 3.40 | 4.00 | 0.300 | 0.990 | 1.260 | 1.3 | 4.4 | 5.6 | 97 | 3.43 | B | 495 | / | / | / | / | / |
| | 3.5 | 4.20 | / | / | 1.21 | 4.20 | 4.82 | 0.300 | 1.390 | 1.680 | 1.3 | 6.2 | 7.5 | 98 | 3.02 | D | 695 | / | / | / | / | / |
| | 5.0 | / | / | 5.80 | 1.33 | 5.80 | 6.79 | 0.300 | 2.160 | 2.590 | 1.3 | 9.5 | 11.4 | 99 | 2.69 | E | 1080 | / | / | / | / | / |
| | 2.0 + 2.0 | 3.05 | 3.05 | / | 1.28 | 6.10 | 7.00 | 0.310 | 1.700 | 2.280 | 1.4 | 7.5 | 10.0 | 99 | 3.59 | B | 850 | A+ | 4.18 | 4.84 | 1620 | 0.93 |
| | 2.0 + 2.5 | 2.78 | 3.47 | / | 1.28 | 6.25 | 7.00 | 0.310 | 1.750 | 2.280 | 1.4 | 7.7 | 10.0 | 99 | 3.57 | B | 875 | A+ | 4.18 | 4.84 | 1622 | 0.93 |
| | 2.0 + 3.5 | 2.38 | 4.17 | / | 1.34 | 6.55 | 7.04 | 0.310 | 1.860 | 2.280 | 1.4 | 8.2 | 10.0 | 99 | 3.52 | B | 930 | A+ | 4.24 | 4.87 | 1608 | 0.94 |
| | 2.0 + 5.0 | 1.94 | / | 4.86 | 1.39 | 6.80 | 7.20 | 0.310 | 1.870 | 2.320 | 1.4 | 8.2 | 10.2 | 99 | 3.64 | A | 935 | A+ | 4.26 | 4.88 | 1606 | 0.94 |
| | 2.5 + 2.5 | 3.25 | 3.25 | / | 1.28 | 6.50 | 7.00 | 0.310 | 1.860 | 2.310 | 1.4 | 8.2 | 10.1 | 99 | 3.49 | B | 930 | A+ | 4.18 | 4.84 | 1622 | 0.93 |
| | 2.5 + 3.5 | 2.79 | 3.97 | / | 1.34 | 6.70 | 7.19 | 0.310 | 1.930 | 2.360 | 1.4 | 8.5 | 10.4 | 99 | 3.47 | B | 965 | A+ | 4.24 | 4.87 | 1608 | 0.94 |
| | 2.5 + 5.0 | 2.27 | / | 4.53 | 1.45 | 6.80 | 7.35 | 0.310 | 1.870 | 2.320 | 1.4 | 8.2 | 10.2 | 99 | 3.64 | A | 935 | A+ | 4.25 | 4.87 | 1605 | 0.93 |
| | 3.5 + 3.5 | 3.40 | 3.40 | / | 1.40 | 6.80 | 7.22 | 0.310 | 1.970 | 2.350 | 1.4 | 8.7 | 10.3 | 99 | 3.45 | B | 985 | A+ | 4.27 | 4.89 | 1605 | 0.94 |
| | 3.5 + 5.0 | 2.80 | / | 4.00 | 1.45 | 6.80 | 7.50 | 0.310 | 1.830 | 2.310 | 1.4 | 8.0 | 10.1 | 99 | 3.72 | A | 915 | A+ | 4.28 | 4.90 | 1603 | 0.94 |
| | 2.0+2.0+2.0 | 2.26 | 2.26 | 2.26 | 1.34 | 6.78 | 8.02 | 0.320 | 1.570 | 2.140 | 1.4 | 6.9 | 9.4 | 99 | 4.32 | A | 785 | A+ | 4.46 | 4.93 | 1547 | 0.94 |
| | 2.0+2.0+2.5 | 2.09 | 2.09 | 2.60 | 1.34 | 6.78 | 8.02 | 0.320 | 1.570 | 2.140 | 1.4 | 6.9 | 9.4 | 99 | 4.32 | A | 785 | A+ | 4.46 | 4.93 | 1547 | 0.94 |
| | 2.0+2.0+3.5 | 1.80 | 1.80 | 3.18 | 1.45 | 6.78 | 8.05 | 0.320 | 1.560 | 2.140 | 1.4 | 6.9 | 9.4 | 99 | 4.35 | A | 780 | A+ | 4.49 | 4.92 | 1535 | 0.94 |
| | 2.0+2.5+2.5 | 1.94 | 2.42 | 2.42 | 1.34 | 6.78 | 8.02 | 0.320 | 1.570 | 2.140 | 1.4 | 6.9 | 9.4 | 99 | 4.32 | A | 785 | A+ | 4.46 | 4.93 | 1549 | 0.94 |
| | 2.0+2.5+3.5 | 1.70 | 2.13 | 2.97 | 1.57 | 6.80 | 8.05 | 0.320 | 1.560 | 2.140 | 1.4 | 6.9 | 9.4 | 99 | 4.36 | A | 780 | A+ | 4.47 | 4.92 | 1541 | 0.94 |
| | 2.0+3.5+3.5 | 1.52 | 2.64 | 2.64 | 1.56 | 6.80 | 8.08 | 0.320 | 1.560 | 2.140 | 1.4 | 6.9 | 9.4 | 99 | 4.36 | A | 780 | A+ | 4.51 | 4.91 | 1524 | 0.94 |
| | 2.5+2.5+2.5 | 2.26 | 2.26 | 2.26 | 1.45 | 6.78 | 8.02 | 0.320 | 1.570 | 2.140 | 1.4 | 6.9 | 9.4 | 99 | 4.32 | A | 785 | A+ | 4.45 | 4.94 | 1556 | 0.95 |
| | 2.5+2.5+3.5 | 2.00 | 2.00 | 2.80 | 1.57 | 6.80 | 8.05 | 0.320 | 1.560 | 2.140 | 1.4 | 6.9 | 9.4 | 99 | 4.36 | A | 780 | A+ | 4.47 | 4.92 | 1543 | 0.94 |
| | 2.0+2.0+5.0 | 1.51 | 1.51 | 3.78 | 1.67 | 6.80 | 8.27 | 0.320 | 1.640 | 2.110 | 1.4 | 7.2 | 9.3 | 99 | 4.15 | A | 820 | A+ | 4.48 | 4.92 | 1536 | 0.94 |

Notes:
1. The total capacity of each connected indoor unit is up to 9.0kW.
2. The values above are for connecting with the following indoor unit types:
   2.0, 2.5, 3.5, 5.0 kW class
   Wall-mounted ATXS-K series
3. These indoor units can only be used in a multi-unit setup.
4. Cooling capacity conditions:
   Indoor temperature 27°C DB / 19°C WB
   Outdoor temperature 35°C DB
   Heating capacity conditions:
   Indoor temperature 20°C DB
   Outdoor temperature 7°C DB / 6°C WB
5. Design temperature: -10°C



# Sky Air the solution for the light commercial sector

Sky Air is Daikin's industry-leading light commercial range, which has been designed for optimum seasonal energy efficiency. Providing the ideal solution for all kinds of small commercial spaces, the Sky Air series offers a complete comfort solution that puts you in total control of your heating and cooling, ventilation and air curtains.

# Sky Air

## Light commercial applications


Why choose a Daikin Sky Air 156

Products overview 160

Benefits overview 164

Why choose Seasonal Smart 166

Ceiling mounted cassette units

FCQG-F / RXS-L3/L 169
FCQG-F / RZQG-L9V1/L(8)Y1 170
FCQG-F / RZQSG-L3/9V1/L(8)Y1 171
FCQHG-F / RZQG-L9V1/L(8)Y1 172
FCQHG-F / RZQSG-L3/9V1/L(8)Y1 173
FFQ-C / RXS-L3/L 175

Concealed ceiling units

NEW FBQ-D / RZQG-L9V1/L(8)Y1 176
NEW FBQ-D / RZQSG-L3/9V1/L(8)Y1 177
NEW FBQ-D / RXS-L3/L 178
FDBQ-B 179
FDQ-C / RZQG-L9V1/L(8)Y1 180
FDQ-C / RZQSG-L3/9V1/L(8)Y1 180
FDQ-B / RZQ-C 181

Ceiling suspended units

FHQ-C / RZQG-L9V1/L(8)Y1 182
FHQ-C / RZQSG-L3/9V1/L(8)Y1 183
FHQ-C / RXS-L3/L 184
FUQ-C / RZQG-L9V1/L8Y1 185

Wall mounted unit

FAQ-C / RZQG-L9V1/L8Y1 186
FAQ-C / RZQSG-L3/9V1/L8Y1 187

Floor standing Units

FVQ-C / RZQG-L9V1/L(8)Y1 188
FVQ-C / RZQSG-L3/9V1/L(8)Y1 189
NEW FNQ-A / RXS-L3/L 190

Siesta sky air

4-Way blow ceiling mounted cassette

NEW ACQ-D / AZQS-B8V1/BY1 191

Concealed ceiling units

ABQ-C / AZQS-B8V1/BY1 192

Ceiling suspended units

AHQ-C / AZQS-B8V1/BY1 193

Twin, triple, Double twin applications

RZQG-L9V1/L(8)Y1 195
RZQSG-L3/9V1/L(8)Y1 196
RZQ-C 197

Rooftop

UATYQ-CY1 198
UATYP-AY1(B) 199


For more information on Options & Accessories, please refer to page 444 of this catalogue.

# Sky Air



## 3-layer inverter range combined with a wide range of indoor units to cover a variety of applications




## › Why choose a Sky Air?

The ideal solution for the light commercial sector

- Industry-leading product range for small offices, shops, retail stores, restaurants, banks or technical cooling
- From **reliable and high quality comfort** air conditioning, to **smart use of energy** customised applications with **flexible installation and operation.**
- **Extensive range** that meets even the most stringent building specifications.
- Ensures **total control** over your space heating and cooling, ventilation and doorway climate separation requirements.

## Benefits for the installer

› Modular designs and factory fitted extras make installation easier to achieve.

## Benefits for the consultant

› You will have the confidence of knowing that you can recommend the right climate control systems to meet tomorrow's legislation
› You will have systems that are designed to blend into any décor and provide optimal performance with top seasonal efficiencies
› You will have access to innovative technology to maximize the climate control performance of the entire building
› Your credentials as an eco-conscious consultant and designer will be enhanced.

## Benefits for the end user

› Your climate control system will meet legal requirements well beyond the current legislation
› You will obtain optimal seasonal performance thus saving energy and reducing costs
› The climate control system will add value to the building thus protecting your investment
› You will save on installation and running costs, obtain rapid return on investment and contribute to ecological protection objectives.

# Marketing tools

› Visit our extranet: extranet.daikineurope.com/
› Download Seasonal calculator software: www.daikineurope.com/support-and-manuals/software-downloads/air-conditioning.jsp

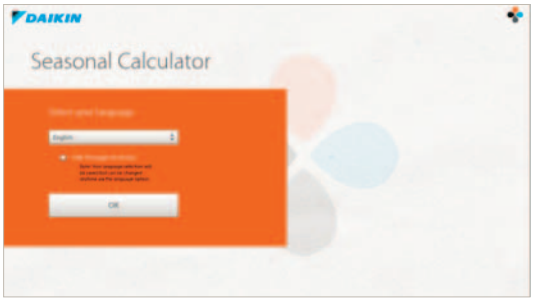





| | | Seasonal Smart | Seasonal Classic | Siesta Sky Air |
|---|---|---|---|---|
| | |  |  |  |
| Seasonal effciency | | Up to A++ | | Up to B |
| Max. piping | | Up to 75m | Up to 50m | |
| Operation range | Cooling | -15°C~50°C | -15°C ~46°C | -5°C ~46°C |
| | Heating | -20°C~15.5°C | -15°C ~15.5°C | |
| EDP settings | | Suits technical cooling room applications | - | - |
| Special features | | Operates with variable refrigerant temperature : all Daikin Sky Air outdoor units are able to adapt their operation to meet your unique cooling and heating requirements, without comprimising efficiency.<br> 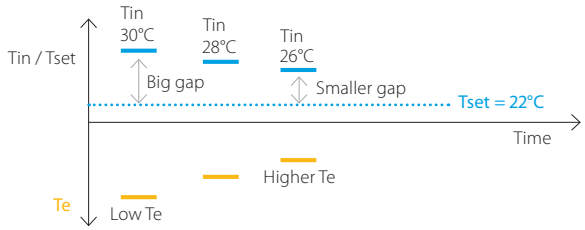 | | |
| | | Variable Refrigerant Temperature<br>Go one step further in improving comfort and efficiency by having the possibility to customize the settings at time of installation. These special settings allow the boundaries of fluctuation of refrigerant's evaporating and condensing temperature to be customized to fit the application.<br> 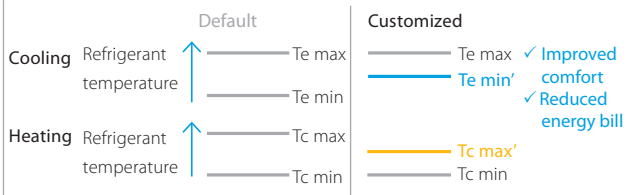 | - | - |
| Connectable indoor units | |  4-Way blow ceiling suspended cassette<br>  Round flow cassette<br>  Ceiling suspended unit<br>  Fully flat cassette<br> Wall mounted unit |  Concealed floor standing unit NEW<br>  Floor standing unit<br>  Concealed ceiling unit NEW |  NEW 4-Way blow ceiling suspended cassette<br>  Concealed ceiling unit<br>  Ceiling suspended unit |
| Application | | Pair | | |
| | | Twin/triple/double twin | | - |
| Benefits | | › For all types of commercial applications, even technical rooms<br>› Best efficiency!<br>› Most flexible installation<br>› Widest range of connectable indoor units | › For all types of commercial applications<br>› Good value for money: very efficient and comfortable indoor units | › Basic cooling/heating solution for shops |


CONCEALED CEILING UNIT


4-WAY BLOW CEILING
SUSPENDED CASSETTE




WALL MOUNTED UNIT


CEILING SUSPENDED CASSETTE


FULLY FLAT CASSETTE

# Products overview SkyAir

| Type | Model | | Product name | |
|---|---|---|---|---|
| Ceiling mounted cassette | High COP, round flow cassette | - 360° air discharge for the highest efficiency and comfort<br>- High COP cassette ensures top performance for commercial applications<br>- Auto cleaning function ensures high efficiency<br>- Intelligent sensors save energy and maximize comfort<br>- Lowest installation height in the market! ROUND FLOW | FCQHG-F |  |
| | Round flow cassette | - 360° air discharge for optimum efficiency and comfort<br>- Comfortable environment for commercial applications<br>- Auto cleaning function ensures high efficiency<br>- Intelligent sensors save energy and maximize comfort<br>- Lowest installation height in the market! ROUND FLOW | FCQG-F[1] |  |
| | Fully flat cassette | - Unique design in the market that integrates fully flat into the ceiling<br>- Perfect integration in standard architectural ceiling tiles<br>- Blend of iconic design and engineering excellence with a white or silver and white finish<br>- Intelligent sensors save energy and maximize comfort<br>- Refurbishing the room? Flexibility to suit every room layout without changing the location of the unit! | FFQ-C |  |
| | Siesta, 4-way blow ceiling mounted unit | - For shops requiring basic solutions<br>- 4 different air discharge directions<br>- Air filter ensures steady supply of clean air<br>- Control several indoor units at the same time Siesta | ACQ-D |  |
| Concealed ceiling | Small concealed ceiling unit | - Designed for hotel bedrooms<br>- Compact dimensions enable installation in narrow ceiling voids<br>- Discretely concealed in the ceiling: only the grilles are visible<br>- No disturbing sound to ensure a good night rest<br>- Flexible installation as the the air suction direction can be altered from rear to bottom suction<br>- Easy mounting: drain pan can be located left or right of the unit | FDBQ-B |  |
| | Concealed ceiling unit with medium ESP | - Optimum comfort guaranteed no matter the length of ductwork or type of grilles<br>- Top efficiency in the market: xxx label<br>- Compact dimensions of all units enable installation in narrow ceiling voids<br>- Lowest sound level in the market<br>- Medium external static pressure up to 150Pa<br>- Only grilles are visible | FBQ-D[1] |   |
| | Concealed ceiling unit with high ESP | - ESP up to 200Pa, ideal for large sized buildings<br>- Optimum comfort guaranteed no matter the length of ductwork or type of grilles, thanks to automatic air flow adjustment<br>- High external static pressure up to 200Pa<br>- Discretely concealed in the ceiling: only the grilles are visible<br>- Change ESP to achieve optimal supply of air volume<br>- Flexible installation as the air suction direction can be altered from rear to bottom suction | FDQ-C |  |
| | Concealed ceiling unit with high ESP | - ESP up to 250Pa, Ideal for extra large sized spaces<br>- High external static pressure up to 250Pa<br>- Blends unobtrusively with any interior décor: only the suction and discharge grilles are visible<br>- Up to 26.4kW in heating mode | FDQ-B[1] |  |
| | Concealed ceiling unit | - Ideal for medium sized shops with false ceilings<br>- Discretely concealed in the ceiling: only the grilles are visible<br>- Air filter ensures steady supply of clean air<br>- Easy installation and maintenance<br>- Best protection against possible water leakage Siesta | ABQ-C |  |
| Wall mounted | Wall mounted unit | - For rooms with no false ceilings nor free floor space<br>- Flat, stylish front panel blends easily with any interior décor and is more easy to clean<br>- Can easily be installed in both new and refurbishment projects<br>- Reduced energy consumption thanks to DC fan motor<br>- The air is comfortably spread up- and downwards thanks to 5 different discharge angles<br>- Easy maintenance as this can be done from the front of the unit | FAQ-C |  |
| Ceiling suspended | Ceiling suspended unit | - For wide rooms with no false ceilings nor free floor space<br>- Ideal for comfortable air flow in wide rooms thanks to Coanda effect<br>- Even rooms with ceilings up to 3.8m can be heated up or cooled down very easily!<br>- Can easily be installed in both new and refurbishment projects<br>- Can be mounted in corners or narrow spaces without any problem<br>- Reduced energy consumption thanks to DC fan motor | FHQ-C[1] |  |
| | 4-way blow ceiling suspended unit | - Unique Daikin unit for high rooms with no false ceilings nor free floor space<br>- Even rooms with ceilings up to 3.5m can be heated up or cooled down very easily!<br>- Can easily be installed in both new and refurbishment projects<br>- Refurbishing the room? Flexibility to suit every room layout without changing the location of the unit!<br>- Optimum comfort guaranteed with automatic air flow adjustment to the required load<br>- The air is comfortably spread up- and downwards thanks to 5 different discharge angles | FUQ-C[1] |  |
| | Ceiling suspended unit | - For wide rooms with no false ceilings nor free floor space<br>- Can easily be installed in both new and refurbishment projects<br>- Air filter ensures steady supply of clean air<br>- Guarantees a stable temperature<br>- Easy installation and maintenance Siesta | AHQ-C |  |
| Floor standing | Floor standing unit | - For spaces with high ceilings<br>- Ideal solution forvcommercial spaces with no or narrow false ceilings<br>- Can easily be installed in both new and existing buildings<br>- Even rooms with very high ceilings can be heated up or cooled down very easily!<br>- Guarantees a stable temperature<br>- Improved comfort | FVQ-C |  |
| | Concealed floor standing unit | - Designed to be concealed in floors or walls<br>- Ideal for installation beneath a window<br>- Discretely concealed in the floor or wall<br>- Limited installation space<br>- No auxiliry piping needed | FNQ-A |  |

1) Twin, triple, double twin application is only possible up to 125 class

Capacity class (kW)

| 25 | 35 | 50 | 60 | 71 | 100 | 125 | 140 | 200 | 250 |
|---|---|---|---|---|---|---|---|---|---|
| | | | | ● | ● | ● | ● | | |
| | ● | ● | ● | ● | ● | ● | ● | | |
| ● | ● | ● | ● | | | | | | |
| | | | | ● | ● | ● | | | |
| ● | | | | | | | | | |
| | ● | ● | ● | ● | ● | ● | ● | | |
| | | | | | | ● | | | |
| | | | | | | | | ● | ● |
| | | | | ● | ● | ● | ● | | |
| | | | | ● | ● | | | | |
| | ● | ● | ● | ● | ● | ● | ● | | |
| | | | | ● | ● | ● | ● | | |
| | | | | ● | ● | ● | ● | | |
| | | | | ● | ● | ● | | | |
| ● | ● | ● | ● | | | | | | |

# Pair, twin, triple & double twin application

| System | Type | Model | Productname | |
|---|---|---|---|---|
| Air cooled | Heat pump | Seasonal Smart<br>- Industry leading technology for commercial applications and even for technical rooms<br>- Top efficient outdoor units<br>- Variable Refrigerant Temperature<br>- Computer room applications<br>- Re-use technology<br>- Extended operation range down to -20°C in heating<br>- Pair, twin, triple and double twin application | RZQG-L9V1 |  |
| | | | RZQG-L(8)Y1 |  |
| | | Seasonal Classic<br>- Technology and comfort combined for commercial applications<br>- Top efficient outdoor units<br>- Re-use technology<br>- Operation range down to -15°C in heating<br>- Pair, twin, triple and double twin application | RZQSG-L3/L9V1 |  |
| | | | RZQSG-L(8)Y1 |  |
| | | Super Inverter<br>- For large commercial applications<br>- Pair, twin, triple and double twin applications | RZQ-C |  |
| | | Siesta, outdoor unit<br>- Ideal solution for basic cooling and heating<br>- Easy-to-mount outdoor units: roof, terrace or wall<br>- Outdoor units with swing or scroll compressor<br>- Pair application | AZQS-B8V1 |  |
| | | | AZQS-BY1 |  |

# Rooftops

| System | Type | Model | Productname | Refrigerant | |
|---|---|---|---|---|---|
| Air cooled | Heat pump | Rooftop Unit<br>- Plug and play' for easy installation<br>- High efficiency<br>- Compact unit<br>- Factory pre-charged refrigerant<br>- Belt driven fan | UATYP-AY1(B) | R-407C |  |
| | | Rooftop Unit<br>- Plug and play' for easy installation<br>- High efficiency<br>- Free cooling and fresh air intake possible<br>- Field convertible return and supply air<br>- Factory pre-charged refrigerant<br>- Belt driven fan | UATYQ-CY1 | R-410A |  |

Capacity class (kW)

| 71 | 100 | 125 | 140 | 200 | 250 |
|---|---|---|---|---|---|
| ● | ● | ● | ● | | |
| ● | ● | ● | ● | | |
| ● | ● | ● | ● | | |
| | ● | ● | ● | | |
| | | | | ● | ● |
| ● | ● | ● | ● | | |
| | ● | ● | ● | | |

Capacity (class)

| 250 | 350 | 450 | 550 | 600 | 700 | 850 | 1000 | 1200 |
|---|---|---|---|---|---|---|---|---|
| | | | | | | ● | ● | ● |
| ● | ● | ● | ● | ● | ● | | | |

# Benefits overview

# Sky Air indoor

| | | |
|---|---|---|
| We care icons | Seasonal efficiency - Smart use of energy | Seasonal efficiency gives a more realistic indication on how efficient air conditioners operate over an entire heating or cooling season. |
| | Inverter technology | In combination with inverter controlled outdoor units |
| | Home leave operation | During absence, the indoor temperature can be maintained at a certain level. |
| | Fan only | The air conditioner can be used as fan, blowing air without cooling or heating. |
| | Auto cleaning filter | The filter automatically cleans itself once per day. Simplicity of upkeep means optimum energy efficiency and maximum comfort without the need for expensive or time-consuming maintenance. |
| | Floor and presence sensor | The presence sensor directs the air away from any person detected in the room, when the air flow control is on. The floor sensor detects the average floor temperature and ensures an even temperature distribution between ceiling and floor. |
| Comfort | Draught prevention | When starting to warm up or when the thermostat is off, the air discharge direction is set horizontally and the fan to low speed, to prevent draught. After warming up, air discharge and fan speed are set as desired. |
| | Whisper quiet | Daikin indoor units are whisper quiet. Also the outdoor units are guaranteed not to disturb the quiet of the neightbourhood. |
| | Auto cooling-heating changeover | Automatically selects cooling or heating mode to achieve the set temperature. |
| Air treatment | Air filter | Removes airborne dust particles to ensure a steady supply of clean air. |
| Humidity control | Dry programme | Allows humidity levels to be reduced without variations in room temperature. |
| Air flow | Ceiling soiling prevention | A special function prevents air blowing out too long in horizontal position, to prevent ceiling stains. |
| | Vertical auto swing | Possibility to select automatic vertical moving of the air discharge louvre, for uniform air flow and temperature distribution. |
| | Fan speed steps | Allows to select up to the given number of fan speed. |
| | Individual flap control | Individual flap control via the wired remote controller makes it simple to fix the position of each flap individually, to suit any new room configuration. Optional closure kits are available as well. |
| Remote control & timer | Weekly timer | Timer can be set to start operation anytime on a daily or weekly basis |
| | Infrared remote control | Infrared remote control with LCD to start, stop and regulate the air conditioner from a distance. |
| | Wired remote control | Wired remote control to start, stop and regulate the air conditioner from a distance. |
| | Centralised control | Centralised control to start, stop and regulate several air conditioners from one central point. |
| Other funtions | Auto-restart | The unit restarts automatically at the original settings after power failure. |
| | Self-diagnosis | Simplifies maintenance by indicating system faults or operating anomalies. |
| | Drain pump kit | Facilitates condensation draining from the indoor unit. |
| | Twin/triple/double twin application | 2, 3 or 4 indoor units can be connected to only 1 outdoor unit even if they have different capacities. All indoor units operate within the same mode (cooling or heating) from one remote control. |
| | Multi model application | Up to 5 indoor units (even different capacities) can be connected to a single outdoor unit. All indoor units can individually be operated within the same mode. |
| | VRV for residential application | Up to 9 indoor units (even different capacities and up to 71 class) can be connected to a single outdoor unit. All indoor units can individually be operated within the same mode. |

| Ceiling mounted cassette units | | | | Concealed ceiling units | | | | | Ceiling suspended units | | 4-Way blow ceiling suspended unit | Wall mounted unit | Floor standing units | |
|---|---|---|---|---|---|---|---|---|---|---|---|---|---|---|
| **FCQHG-F** | **FCQG-F** | **FFQ-C** | **ACQ-D** | **FDBQ-B** | **FBQ-D** | **FDQ-C** | **FDQ-B** | **ABQ-C** | **FHQ-C** | **AHQ-C** | **FUQ-C** | **FAQ-C** | **FNQ-A** | **FVQ-C** |
|  |  |  |  |  |   |  |  |  |  |  |  |  |  |  |
| ● | ● | ● | ● | ● | ● | ● | | ● | ● | ● | ● | ● | ● | ● |
| ● | ● | ● | ● | ● | ● | ● | ● | ● | ● | ● | ● | ● | ● | ● |
| ● | ● | ● | | ● | ● | ● | ● | | ● | | ● | ● | ● | ● |
| ● | ● | ● | ● | ● | ● | ● | ● | ● | ● | ● | ● | ● | ● | ● |
| ● | ● | | | | | | | | | | | | | |
| ● | ● | ● | | | | | | | | | | | | |
| | | | | | | | | | | | | | | |
| ● | ● | ● | ● | | | | | | | | ● | | | |
| ● | ● | ● | | ● | ● | | | | | | | | | |
| ● | ● | ● | ● | ● | ● | ● | ● | ● | ● | ● | ● | ● | ● | ● |
| | | | | | | | | | | | | | | |
| ● | ● | ● | ● | ● | ● | ● | ● | ● | ● | ● | ● | ● | ● | ● |
| | | | | | | | | | | | | | | |
| ● | ● | ● | | ● | ● | ● | ● | | ● | | ● | ● | ● | ● |
| | | | | | | | | | | | | | | |
| ● | ● | ● | ● | | | | | | | | | | | |
| ● | ● | ● | | | | | | | | | ● | ● | | ● |
| 3 | 3 | 3 | 4 | 2 | 3 | 3 | 2 | 3 | 3 | 3 | 3 | 3 | 2 | 3 |
| ● | ● | ● | | | | | | | | | ● | | | |
| | | | | | | | | | | | | | | |
| ● | ● | ● | ● | ● | ● | ● | ● | ● | ● | ● | ● | ● | ● | ● |
| optional | optional | optional | standard | | optional | | | | optional | standard | optional | optional | optional | |
| optional | optional | optional | optional | optional | optional | optional | optional | standard | optional | optional | optional | optional | optional | optional |
| optional | optional | optional | | | optional | optional | optional | | optional | | optional | optional | optional | optional |
| | | | | | | | | | | | | | | |
| ● | ● | ● | ● | ● | ● | ● | ● | ● | ● | ● | ● | ● | ● | ● |
| ● | ● | ● | ● | ● | ● | ● | ● | ● | ● | ● | ● | ● | ● | ● |
| standard | standard | standard | standard | | standard | standard | | | optional | | standard | optional | | |
| ● | ● | ● | | | ● | ● | ● | | ● | | ● | ● | ● | |
| | ● | ● | | ● | ● | | | | ● | | | | ● | |
| | ● | ● | | ● | ● | | | | ● | | | | ● | |

*Note: blue cells contain preliminary data

# Seasonal Smart outdoor unit



# RZQG-L9V1/L(8)Y1

Seasonal Smart

## Daikin is leading the way towards more efficient and cost-effective comfort solutions with its Sky Air product range

## Why choose Seasonal Smart?

- **Highest quality**
- **Advanced and leading technologies** integrated into 1 system
- **Highest seasonal efficiency values** (when compared with other systems under the same test conditions)
- Optimal **comfort and flexible installation** in all weather conditions

### Top Seasonal Efficiency

› Heat exchanger that **optimises the refrigerant flow** at the most frequent operation conditions
› **Control logic** that optimises efficiency at the most frequently encountered operation conditions and that optimises the auxiliary modes
› Swing compressor
And this is enhanced even further thanks to the variable refrigerant temperature settings

### Optimal comfort




› Variable refrigerant temperature to better suit application requirements: comfortable office environment or reliable technical cooling environment
› From individualised unit control to centralised management via touch-screen options and code based controllers

### Flexible installation



› R-22/R-407C **replacement technology**
› **Wide operation range** in cooling (down to -15°C) and in heating (down to -20°C)
› Long pipe runs (up to 75m)
› Gas cooled PCB (L9V1)
› Easy accesibility of PCB (L9V1)
› Suits computer room applications (EDP)
› Wide range of indoor units connectable

## Marketing tools

› Download the software: www.daikineurope.com/support-and-manuals/software-downloads/air-conditioning/

## Benefits for the installer

Whatever the installation requirements or restrictions, Seasonal Smart will be able to meet them thanks to:

› R-22/R-407C replacement technology
› Wide operation range in cooling (down to -15°C) to suit even computer room applications
› Wide operation range in heating (down to -20°C) to be able to deliver heating in the most severe winters.
› Long pipe runs up to 75m
› Easy to install discretely against the wall thanks to the limited depth of the unit
› Wide range of indoor units available

## Benefits for the consultant

› Market leader in terms of Seasonal efficiency. The unit operates most efficient throughout the whole summer and winter.
› R-22/R-407C replacement technology : delivering major energy savings, rapid payback and cost-effective upgrade solution with minimal downtime
› This system has been optimized to perform well in the most severe conditions.
› Wide range of indoor units available to suit buildings with or without false ceilings
› Control solutions available for all needs: from individualised unit control to centralised management via touch-screen options and code based controllers

## Benefits for the end user

› Market leader in terms of seasonal efficiency which reduces the electricity bill to a minimum all year round
› Optimal sound and airflow distribution so neighbours are not disturbed
› Wide range of stylish, comfortable and silent indoor units available
› Possibility to integrate the unit into a Building Management system
› Reliable system in all weather conditions

## FCQG-F/FCQHG-F/FXFQ-A

# Round flow cassette



### Unique functions that help saving costs

› Daikin was the first to launch a cassette using the roundflow principle with sensors* and a unique auto-cleaning panel*.

### ... Energy efficient as no other

› The auto-cleaning panel* means:
- Running costs are reduced by 50% compared with standard solutions thanks to automatic daily filter cleaning
- Less time is required to maintain the filter: dust can easily be removed with a vacuum cleaner without opening the unit

› Thanks to the presence and floor sensors* the unit changes its setpoint or switches off completely, if there are no people present in the room, resulting in energy savings of up to 27%.

### … And improved comfort

› 360° air flow discharge pattern
› The presence sensor* directs the air away from anyone detected in the room
› The floor sensor* detects the average floor temperature and ensure an even temperature distribution between the ceiling and the floor. Cold feet are history!

### Flexible installation

› Flaps can be individually controlled or closed using the wired remote control, to suit room configuration.
Optional closure kits are also available.

## References

**Reference Wolverhampton, UK**
Running costs were reduced with up to 50% compared to standard solutions thanks to daily filter cleaning.

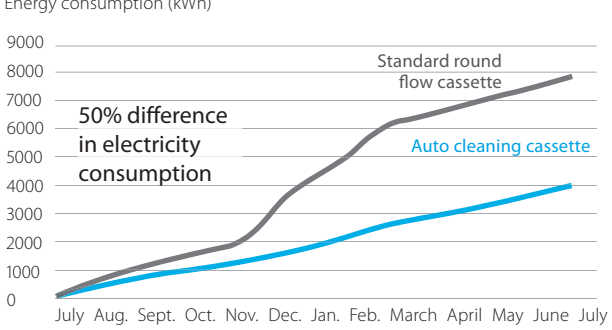


Cumulative energy comparison over 12 months

## Why choose Round flow cassette?

- 360° air discharge for optimum efficiency and comfort in shops, offices and restaurants
- Unique auto-cleaning panel

## Marketing tools

› Visit the website: www.daikineurope.com/minisite/round-flow-cassette/

## Benefits for the installer

› Product with unique functions in the market
› Less time needed on site for maintenance
› Use the controller to individually open or close any of the four flaps to easily adapt to a changing room layout
› Easy set-up of the sensor option to improve comfort and save energy.

## Benefits for the consultant

› Product with unique functions in the market
› Designed for use in all types and sizes of commercial offices and retail environments
› Ideal product to improve BREEAM score/EPDB in combination with Sky Air Seasonal Smart or VRV IV heat pump units.

## Benefits for the end user

› Designed for use in all types and sizes of commercial offices and retail environments
› Perfect environment conditions: no more cold draughts or cold feet
› Save up to 50% on running costs with the auto-cleaning panel, which also facilitates maintenance
› Save up to 27% on your energy bill thanks to the sensor option
› Flexible usage of space thanks to individual flap control.

* available as an option

ROUND FLOW

# Round flow cassette

## 360° air discharge for optimum efficiency and comfort

- Combination with split outdoor units is ideal for smaller applications such as retail or residential applications
- Daily automatic filter cleaning results in higher efficiency & comfort and lower maintenance costs.
- Two optional intelligent sensors improve energy efficiency and comfort.
- Individual flap control. Flexibility to suit every room layout without changing the location of the unit!

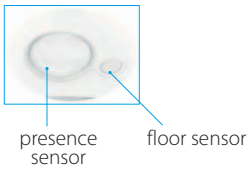




- Lowest installation height in the market: 204mm for class 71
- Modern style decoration panel is available in 3 different variations: white (RAL9010) with grey louvers, full white (RAL9010) or auto cleaning panel
- Reduced energy consumption thanks to specially developed small tube heat exchanger, DC fan motor and drain pump
- Fresh air intake integrated in the same system thus reducing installation cost as no additional ventilation is required
- Standard drain pump with 850mm lift increases flexibility and installation speed

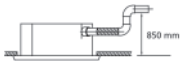




FCQG35-50-60F

RXS-L3

BRC1E52A-B, BRC7FA532F

- No optional adapter needed for DIII-connection, link your unit into the wider building management system.

| Efficiency data | | | | FCQG + RXS | *35F + 35L3 | 50F + 50L | 60F + 60L |
|---|---|---|---|---|---|---|---|
| Cooling capacity | Min./Nom./Max. | | | kW | -/3.4/- | 1.7/5.0/5.3 | 1.7/5.7/5.7 |
| Heating capacity | Min./Nom./Max. | | | kW | -/4.2/- | 1.7/6.00/6.0 | 1.7/7.0/7.0 |
| Power input | Cooling | Nom. | | kW | 0.95 | 1.410 | 1.640 |
| | Heating | Nom. | | kW | 1.2 | 1.620 | 1.990 |
| Seasonal efficiency (according to EN14825) | Cooling | Energy label | | | A++ | A++ | |
| | | Pdesign | | kW | 3.40 | 5.00 | 5.70 |
| | | SEER | | | 6.35 | 6.48 | 6.22 |
| | | Annual energy consumption | | kWh | 187 | 270 | 321 |
| | Heating (Average climate) | Energy label | | | A++ | A++ | A+ |
| | | Pdesign | | kW | 3.32 | 4.36 | 4.71 |
| | | SCOP | | | 4.9 | 4.29 | 4.00 |
| | | Annual energy consumption | | kWh | 949 | 1,426 | 1,646 |
| Nominal efficiency | EER | | | | 3.58 | 3.55 | 3.48 |
| | COP | | | | 3.5 | 3.70 | 3.52 |
| | Annual energy consumption | | | kWh | 475 | 705 | 820 |
| | Energy label | Cooling | | | A | A | A |
| | | Heating | | | B | A | B |

| Indoor unit | | | | FCQG | 35F | 50F | 60F |
|---|---|---|---|---|---|---|---|
| Dimensions | Unit | HeightxWidthxDepth | | mm | 204x840x840 | | |
| Weight | Unit | | | kg | 18 | 19 | |
| Decoration panel | Model | | | | BYCQ140D7W1 / BYCQ140D7W1W / BYCQ140D7GW1 | | |
| | Colour | | | | Pure White (RAL 9010) | | |
| | Dimensions | HeightxWidthxDepth | | mm | 50x950x950 / 50x950x950 / 130x950x950 | | |
| | Weight | | | kg | 5.4 / 5.4 / 10.3 | | |
| Air filter | Type | | | | Resin net with mold resistance | | |
| Fan - Air flow rate | Cooling | High/Nom./Low | | $m^3$/min | 12.5/10.6/8.7 | 12.6/10.7/8.7 | 13.6/11.2/8.7 |
| | Heating | High/Nom./Low | | $m^3$/min | 12.5/10.6/8.7 | 12.6/10.7/8.7 | 13.6/11.2/8.7 |
| Sound power level | Cooling | | | dBA | 49 | | 51 |
| | Heating | | | dBA | 49 | | 51 |
| Sound pressure level | Cooling | High/Nom./Low | | dBA | 31/29/27 | | 33/31/28 |
| | Heating | High/Nom./Low | | dBA | 31/29/27 | | 33/31/28 |
| Power supply | Phase / Frequency / Voltage | | | Hz / V | 1~ / 50 / 220-240 | | |
| Control systems | Infrared remote control | | | | BRC7FA532F | | |
| | Wired remote control | | | | BRC1D52 / BRC1E52A/B | | |

| Outdoor unit | | | | RXS | *35L3 | 50L | 60L |
|---|---|---|---|---|---|---|---|
| Dimensions | Unit | HeightxWidthxDepth | | mm | 550x765x285 | 735x825x300 | |
| Weight | Unit | | | kg | 31.5 | 47 | 48 |
| Sound power level | Cooling | | | dBA | 61 | 62 | |
| | Heating | | | dBA | 61 | 62 | |
| Sound pressure level | Cooling | High/Low | | dBA | -/- | 48/44 | 49/46 |
| | Heating | High/Low | | dBA | -/- | 48/45 | 49/46 |
| Operation range | Cooling | Ambient | Min.~Max. | °CDB | -10~46 | -10~46 | |
| | Heating | Ambient | Min.~Max. | °CWB | -15~18 | -15~18 | |
| Refrigerant | Type/Charge/GWP | | | kg | R-410A / - / 2,087.5 | R-410A / 1.7 / 2,087.5 | R-410A / 1.5 / 2,087.5 |
| | Charge | | | $TCO_2Eq$ | - | 3.5 | 3.1 |
| Piping connections | Liquid | OD | | mm | 6.35 | 6 | 6.35 |
| | Gas | OD | | mm | 9.52 | 12.70 | |
| | Piping length | OU - IU | Max. | m | - | 30 | |
| | Additional refrigerant charge | | | kg/m | - | 0.020 (for piping length exceeding 10m) | |
| | Level difference | IU - OU | Max. | m | - | 20.0 | |
| Power supply | Phase / Frequency / Voltage | | | Hz / V | 1~ / 50 / 220-240 | 1~ / 50 / 220-230-240 | |
| Current - 50Hz | Maximum fuse amps (MFA) | | | A | - | - | |

*Note: blue cells contain preliminary data

(1) EER/COP according to Eurovent 2012, for use outside EU only (2) Nominal efficiency: cooling at 35°/27° nominal load, heating at 7°/20° nominal load

# Round flow cassette

## 360° air discharge for optimum efficiency and comfort

- Combination with Seasonal Smart ensures high quality, optimal comfort, flexible installation and highest efficiency values (see pg. 167)
- Daily automatic filter cleaning results in higher efficiency & comfort and lower maintenance costs.
- Two optional intelligent sensors improve energy efficiency and comfort.

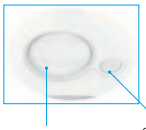


- Individual flap control. Flexibility to suit every room layout without changing the location of the unit!



- Lowest installation height in the market: 204mm for class 71
- Modern style decoration panel is available in 3 different variations: white (RAL9010) with grey louvers, full white (RAL9010) or auto cleaning panel
- Reduced energy consumption thanks to specially developed small tube heat exchanger, DC fan motor and drain pump
- Fresh air intake integrated in the same system thus reducing installation cost as no additional ventilation is required
- Standard drain pump with 850mm lift increases flexibility and installation speed

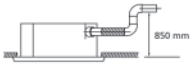


- No optional adapter needed for DIII-connection, link your unit into the wider building management system.

| Efficiency data | | | | FCQG + RZQG | 71F + 71L9V1 | 100F + 100L9V1 | 125F + 125L9V1 | 140F + 140L9V1 | 71F + 71L8Y1 | 100F + 100L8Y1 | 125F + 125L8Y1 | 140F + 140LY1 |
|---|---|---|---|---|---|---|---|---|---|---|---|---|
| Cooling capacity | Nom. | | | kW | 6.8 | 9.5 | 12.0 | 13.4 | 6.8 | 9.5 | 12.0 | 13.4 |
| Heating capacity | Nom. | | | kW | 7.5 | 10.8 | 13.5 | 15.5 | 7.5 | 10.8 | 13.5 | 15.5 |
| Power input | Cooling | Nom. | | kW | 2.01 | 2.45 | 3.22 | - | 2.01 | 2.45 | 3.22 | 4.17 |
| | Heating | Nom. | | kW | 1.89 | 2.60 | 3.72 | - | 1.89 | 2.60 | 3.72 | 4.30 |
| Seasonal efficiency (according to EN14825) | Cooling | Energy label | | | A++ | | A+ | - | A++ | | A+ | - |
| | | Pdesign | | kW | 6.80 | 9.50 | 12.00 | - | 6.80 | 9.50 | 12.00 | - |
| | | SEER | | | 6.80 | | 6.00 | - | 6.80 | | 6.00 | - |
| | | Annual energy consumption | | kWh | 350 | 488.971 | 700 | - | 350 | 489 | 700 | - |
| | Heating (Average climate) | Energy label | | | A+ | A++ | A+ | - | A+ | A++ | A+ | - |
| | | Pdesign | | kW | 6.33 | 11.30 | 12.66 | - | 6.33 | 11.30 | 12.66 | - |
| | | SCOP | | | 4.20 | 4.61 | 4.10 | - | 4.20 | 4.61 | 4.10 | - |
| | | Annual energy consumption | | kWh | 2,110 | 3,431.67 | 4,322.927 | - | 2,110 | 3,432 | 4,323 | - |
| Nominal efficiency | EER | | | | 3.39 | 3.87 | 3.73 | 3.21 | 3.39 | 3.87 | 3.73 | 3.21 |
| | COP | | | | 3.97 | 4.15 | 3.63 | 3.61 | 3.97 | 4.15 | 3.63 | 3.61 |
| | Annual energy consumption | | | kWh | 1,005 | 1,225 | 1,610 | 2,085 | 1,005 | 1,225 | 1,610 | 2,085 |
| | Energy label | Cooling | | | A | | | - | A | | | - |
| | | Heating | | | A | | | - | A | | | - |

| Indoor unit | | | | FCQG | 71F | 100F | 125F | 140F |
|---|---|---|---|---|---|---|---|---|
| Dimensions | Unit | HeightxWidthxDepth | | mm | 204x840x840 | 246x840x840 | | |
| Weight | Unit | | | kg | 21 | 24 | | |
| Decoration panel | Model | | | | BYCQ140D7W1 / BYCQ140D7W1W / BYCQ140D7GW1 | | | |
| | Colour | | | | Pure White (RAL 9010) | | | |
| | Dimensions | HeightxWidthxDepth | | mm | 50x950x950 | | | |
| | Weight | | | kg | 5.4 / 5.4 / 10.3 | | | |
| Air filter | Type | | | | Resin net with mold resistance | | | |
| Fan - Air flow rate | Cooling | High/Nom./Low | | $m^3$/min | 15.0/12.1/9.1 | 22.8/17.6/12.4 | 26.0/19.2/12.4 | |
| | Heating | High/Nom./Low | | $m^3$/min | 15.0/12.1/9.1 | 22.8/17.6/12.4 | 26.0/19.2/12.4 | |
| Sound power level | Cooling | | | dBA | 51 | 54 | 58 | |
| | Heating | | | dBA | 51 | 54 | 58 | |
| Sound pressure level | Cooling | High/Nom./Low | | dBA | 33/31/28 | 37/33/29 | 41/35/29 | |
| | Heating | High/Nom./Low | | dBA | 33/31/28 | 37/33/29 | 41/35/29 | |
| Power supply | Phase / Frequency / Voltage | | | Hz / V | 1~ / 50 / 220-240 | | | |
| Control systems | Infrared remote control | | | | BRC7FA532F | | | |
| | Wired remote control | | | | BRC1D52 / BRC1E52A/B | | | |

| Outdoor unit | | | | RZQG | 71L9V1 | 100L9V1 | 125L9V1 | 140L9V1 | 71L8Y1 | 100L8Y1 | 125L8Y1 | 140LY1 |
|---|---|---|---|---|---|---|---|---|---|---|---|---|
| Dimensions | Unit | HeightxWidthxDepth | | mm | 990x940x320 | 1,430x940x320 | | | 990x940x320 | 1,430x940x320 | | |
| Weight | Unit | | | kg | 77 | 99 | | | 80 | 101 | | |
| Sound power level | Cooling | | | dBA | 64 | 66 | 67 | 69 | 64 | 66 | 67 | 69 |
| Sound pressure level | Cooling | Nom. | | dBA | 48 | 50 | 51 | 52 | 48 | 50 | 51 | 52 |
| | Heating | Nom. | | dBA | 50 | 52 | 53 | | 50 | 52 | 53 | |
| | Night quiet mode | Level 1 | | dBA | 43 | 45 | | | 43 | 45 | | |
| Operation range | Cooling | Ambient | Min.~Max. | °CDB | -15~50 | | | | | | | |
| | Heating | Ambient | Min.~Max. | °CWB | -20~15.5 | | | | | | | |
| Refrigerant | Type/Charge/GWP | | | kg | R-410A / 2.9 / 2,087.5 | R-410A / 4 / 2,087.5 | | | R-410A / 2.9 / 2,087.5 | R-410A / 4 / 2,087.5 | | |
| | Charge | | | $TCO_2Eq$ | 6.1 | 8.4 | | | 6.1 | 8.4 | | |
| Piping connections | Liquid | OD | | mm | 9.52 | | | | | | | |
| | Gas | OD | | mm | 15.9 | | | | | | | |
| | Piping length | OU - IU | Max. | m | 50 | 75 | | | 50 | 75 | | |
| | | System | Equivalent | m | 70 | 90 | | | 70 | 90 | | |
| | | | Chargeless | m | 30 | | | | | | | |
| | Additional refrigerant charge | | | kg/m | See installation manual | | | | | | | |
| | Level difference | IU - OU | Max. | m | 30.0 | | | | | | | |
| | | IU - IU | Max. | m | 0.5 | | | | | | | |
| Power supply | Phase / Frequency / Voltage | | | Hz / V | 1~ / 50 / 220-240 | | | | 3N~ / 50 / 380-415 | | | |
| Current - 50Hz | Maximum fuse amps (MFA) | | | A | - | | | | 16 | 20 | 25 | |

(1) EER/COP according to Eurovent 2012, for use outside EU only (2) Nominal efficiency: cooling at 35°/27° nominal load, heating at 7°/20° nominal load (3) The BYCQ140D7W1W has white insulations. Be informed that formation of dirt on white insulation is visibly stronger and that it is consequently not advised to install the BYCQ140D7W1W decoration panel in environments exposed to concentrations of dirt. (4) BYCQ140D7W1: pure white standard panel with grey louvers; BYCQ140D7W1W: pure white standard panel with white louvers; BYCQ140D7GW1: pure white auto cleaning panel.

ROUND FLOW

Seasonal Classic

# Round flow cassette

## 360° air discharge for optimum efficiency and comfort

› Combination with Seasonal Classic ensures good value for money for all types of commercial applications (see pg. 157)



FCQG100-125-140F



RZQG140L9V1



BRC1E52A, BRC7FA532F

| Efficiency data | | | | FCQG + RZQSG | 71F + 71L3V1 | 100F + 100L9V1 | 125F + 125L9V1 | 140F + 140L9V1 | 100F + 100L8Y1 | 125F + 125L8Y1 | 140F + 140LY1 |
|---|---|---|---|---|---|---|---|---|---|---|---|
| Cooling capacity | Nom. | | | kW | 6.8 | 9.5 | 12.0 | 13.4 | 9.5 | 12.0 | 13.4 |
| Heating capacity | Nom. | | | kW | 7.5 | 10.8 | 13.5 | 15.5 | 10.8 | 13.5 | 15.5 |
| Power input | Cooling | Nom. | | kW | 2.12 | 2.88 | 3.74 | 4.45 | 2.88 | 3.74 | 4.45 |
| | Heating | Nom. | | kW | 2.08 | 3.05 | 3.96 | 4.54 | 3.05 | 3.96 | 4.54 |
| Seasonal efficiency (according to EN14825) | Cooling | Energy label | | | A++ | | A | - | A++ | A | - |
| | | Pdesign | | kW | 6.80 | 9.50 | 12.00 | - | 9.50 | 12.00 | - |
| | | SEER | | | 6.10 | 6.50 | 5.30 | - | 6.50 | 5.30 | - |
| | | Annual energy consumption | | kWh | 390 | 511.538 | 792.453 | - | 512 | 792 | - |
| | Heating (Average climate) | Energy label | | | A+ | | | - | A+ | | - |
| | | Pdesign | | kW | 6.33 | 7.60 | 8.03 | - | 7.60 | 8.03 | - |
| | | SCOP | | | 4.10 | | 4.01 | - | 4.10 | 4.01 | - |
| | | Annual energy consumption | | kWh | 2,162 | 2,595.122 | 2,803.491 | - | 2,595 | 2,803 | - |
| Nominal efficiency | EER | | | | 3.21 | 3.30 | 3.21 | 3.01 | 3.30 | 3.21 | 3.01 |
| | COP | | | | 3.61 | 3.54 | 3.41 | | 3.54 | 3.41 | |
| | Annual energy consumption | | | kWh | 1,060 | 1,440 | 1,870 | 2,225 | 1,440 | 1,870 | 2,225 |
| | Energy label | Cooling | | | A | | | - | A | | |
| | | Heating | | | A | | B | - | A | | B |

| Indoor unit | | | | FCQG | 71F | 100F | 125F | 140F |
|---|---|---|---|---|---|---|---|---|
| Dimensions | Unit | HeightxWidthxDepth | | mm | 204x840x840 | 246x840x840 | | |
| Weight | Unit | | | kg | 21 | 24 | | |
| Decoration panel | Model | | | | BYCQ140D7W1 / BYCQ140D7W1W / BYCQ140D7GW1 | | | |
| | Colour | | | | Pure White (RAL 9010) | | | |
| | Dimensions | HeightxWidthxDepth | | mm | 50x950x950 | | | |
| | Weight | | | kg | 5.4 / 5.4 / 10.3 | | | |
| Air filter | Type | | | | Resin net with mold resistance | | | |
| Fan - Air flow rate | Cooling | High/Nom./Low | | $m^3$/min | 15.0/12.1/9.1 | 22.8/17.6/12.4 | 26.0/19.2/12.4 | |
| | Heating | High/Nom./Low | | $m^3$/min | 15.0/12.1/9.1 | 22.8/17.6/12.4 | 26.0/19.2/12.4 | |
| Sound power level | Cooling | | | dBA | 51 | 54 | 58 | |
| | Heating | | | dBA | 51 | 54 | 58 | |
| Sound pressure level | Cooling | High/Nom./Low | | dBA | 33/31/28 | 37/33/29 | 41/35/29 | |
| | Heating | High/Nom./Low | | dBA | 33/31/28 | 37/33/29 | 41/35/29 | |
| Power supply | Phase / Frequency / Voltage | | | Hz / V | 1~ / 50 / 220-240 | | | |
| Control systems | Infrared remote control | | | | BRC7FA532F | | | |
| | Wired remote control | | | | BRC1D52 / BRC1E52A/B | | | |

| Outdoor unit | | | | RZQSG | 71L3V1 | 100L9V1 | 125L9V1 | 140L9V1 | 100L8Y1 | 125L8Y1 | 140LY1 |
|---|---|---|---|---|---|---|---|---|---|---|---|
| Dimensions | Unit | HeightxWidthxDepth | | mm | 770x900x320 | 990x940x320 | | 1,430x940x320 | 990x940x320 | | 1,430x940x320 |
| Weight | Unit | | | kg | 67 | 77 | | 99 | 82 | | 101 |
| Sound power level | Cooling | | | dBA | 65 | 70 | | 69 | | 70 | 69 |
| Sound pressure level | Cooling | Nom./Silent operation | | dBA | 49/47 | 53/- | 54/- | 53/- | | 54/- | 53/- |
| | Heating | Nom. | | dBA | 51 | 57 | 58 | 54 | 57 | 58 | 54 |
| | Night quiet mode | Level 1 | | dBA | - | 49 | | | | | |
| Operation range | Cooling | Ambient | Min.~Max. | °CDB | -15~46 | | | | | | |
| | Heating | Ambient | Min.~Max. | °CWB | -15~15.5 | | | | | | |
| Refrigerant | Type/Charge/GWP | | | kg | R-410A / 2.75 / 2,087.5 | R-410A / 2.9 / 2,087.5 | | R-410A / 4 / 2,087.5 | R-410A / 2.9 / 2,087.5 | | R-410A / 4 / 2,087.5 |
| | Charge | | | $TCO_2Eq$ | 5.7 | 6.1 | | 8.4 | 6.1 | | 8.4 |
| Piping connections | Liquid | OD | | mm | 9.52 | | | | | | |
| | Gas | OD | | mm | 15.9 | | | | | | |
| | Piping length | OU - IU | Max. | m | 50 | | | | | | |
| | | System | Equivalent | m | 70 | | | | | | |
| | | | Chargeless | m | 30 | | | | | | |
| | Additional refrigerant charge | | | kg/m | See installation manual | | | | | | |
| | Level difference | IU - OU | Max. | m | 15 | 30.0 | | | | | |
| | | IU - IU | Max. | m | 0.5 | | | | | | |
| Power supply | Phase / Frequency / Voltage | | | Hz / V | 1~ / 50 / 220-240 | | | | 3N~ / 50 / 380-415 | | |
| Current - 50Hz | Maximum fuse amps (MFA) | | | A | 20 | - | | | 20 | | |

(1) EER/COP according to Eurovent 2012, for use outside EU only (2) Nominal efficiency: cooling at 35°/27° nominal load, heating at 7°/20° nominal load (3) The BYCQ140D7W1W has white insulations. Be informed that formation of dirt on white insulation is visibly stronger and that it is consequently not advised to install the BYCQ140D7W1W decoration panel in environments exposed to concentrations of dirt. (4) BYCQ140D7W1: pure white standard panel with grey louvers; BYCQ140D7W1W: pure white standard panel with white louvers; BYCQ140D7GW1: pure white auto cleaning panel.

# High COP, round flow cassette

## 360° air discharge for optimum efficiency and comfort

- Combination with Seasonal Smart ensures high quality, optimal comfort, flexible installation and highest efficiency values (see pg. 167)
- High COP cassette ensures top performance, great savings in energy consumption and a comfortable environment for commercial applications
- Daily automatic filter cleaning results in higher efficiency & comfort and lower maintenance costs.
- Two optional intelligent sensors improve energy efficiency and comfort.

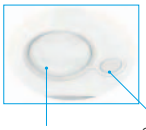

presence sensor floor sensor

- Individual flap control. Flexibility to suit every room layout without changing the location of the unit!



- Lowest installation height in the market: 204mm for class 71
- Modern style decoration panel is available in 3 different variations: white (RAL9010) with grey louvers, full white (RAL9010) or auto cleaning panel
- Reduced energy consumption thanks to specially developed small tube heat exchanger, DC fan motor and drain pump
- Fresh air intake integrated in the same system thus reducing installation cost as no additional ventilation is required
- Standard drain pump with 850mm lift increases flexibility and installation speed

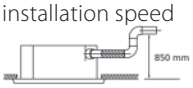


- No optional adapter needed for DIII-connection, link your unit into the wider building management system.

| Efficiency data | | | | FCQHG + RZQG | 71F + 71L9V1 | 100F + 100L9V1 | 125F + 125L9V1 | 140F + 140L9V1 | 71F + 71L8Y1 | 100F + 100L8Y1 | 125F + 125L8Y1 | 140F + 140LY1 |
|---|---|---|---|---|---|---|---|---|---|---|---|---|
| Cooling capacity | Nom. | | | kW | 6.8 | 9.5 | 12.0 | 13.4 | 6.8 | 9.5 | 12.0 | 13.4 |
| Heating capacity | Nom. | | | kW | 7.5 | 10.8 | 13.5 | 15.5 | 7.5 | 10.8 | 13.5 | 15.5 |
| Power input | Cooling | Nom. | | kW | 1.66 | 2.15 | 3.00 | 4.00 | 1.66 | 2.15 | 3.00 | 4.00 |
| | Heating | Nom. | | kW | 1.56 | 2.16 | 3.07 | 3.77 | 1.56 | 2.16 | 3.07 | 3.77 |
| Seasonal efficiency (according to EN14825) | Cooling | Energy label | | | A++ | | | - | A++ | | | - |
| | | Pdesign | | kW | 6.80 | 9.50 | 12.00 | - | 6.80 | 9.50 | 12.00 | - |
| | | SEER | | | 7.00 | | 6.61 | - | 7.00 | | 6.61 | - |
| | | Annual energy consumption | | kWh | 340 | 475 | 635.401 | - | 340 | 475 | 635 | - |
| | Heating (Average climate) | Energy label | | | A+ | A++ | | - | A+ | A++ | | - |
| | | Pdesign | | kW | 7.60 | 11.30 | 12.66 | - | 7.60 | 11.30 | 12.66 | - |
| | | SCOP | | | 4.54 | 4.80 | 4.63 | - | 4.54 | 4.80 | 4.63 | - |
| | | Annual energy consumption | | kWh | 2,343 | 3,295.833 | 3,829 | - | 2,343 | 3,296 | 3,829 | - |
| Nominal efficiency | EER | | | | 4.09 | 4.42 | 4.00 | 3.35 | 4.09 | 4.42 | 4.00 | 3.35 |
| | COP | | | | 4.80 | 4.99 | 4.40 | 4.12 | 4.80 | 4.99 | 4.40 | 4.12 |
| | Annual energy consumption | | | kWh | 830 | 1,075 | 1,500 | 2,000 | 830 | 1,075 | 1,500 | 2,000 |
| | Energy label | Cooling | | | A | | | - | A | | | - |
| | | Heating | | | A | | | - | A | | | - |

| Indoor unit | | | | FCQHG | 71F | 100F | 125F | 140F |
|---|---|---|---|---|---|---|---|---|
| Dimensions | Unit | HeightxWidthxDepth | | mm | 288x840x840 | | | |
| Weight | Unit | | | kg | 25 | 26 | | |
| Decoration panel | Model | | | | BYCQ140D7W1 / BYCQ140D7W1W / BYCQ140D7GW1 | | | |
| | Colour | | | | Pure White (RAL 9010) | | | |
| | Dimensions | HeightxWidthxDepth | | mm | 50x950x950 | | | |
| | Weight | | | kg | 5.4 / 5.4 / 10.3 | | | |
| Air filter | Type | | | | Resin net with mold resistance | | | |
| Fan - Air flow rate | Cooling | High/Nom./Low | | $m^3$/min | 21.2/16.7/12.2 | 32.3/25.7/19.0 | 33.5/26.7/19.9 | 33.5/27.3/21.1 |
| | Heating | High/Nom./Low | | $m^3$/min | 21.2/16.7/12.2 | 32.3/25.7/19.0 | 33.5/26.7/19.9 | 33.5/27.3/21.1 |
| Sound power level | Cooling | | | dBA | 53 | 61 | | |
| | Heating | | | dBA | 53 | 61 | | |
| Sound pressure level | Cooling | High/Nom./Low | | dBA | 36/33/29 | 44/39/33 | 45/40/35 | 45/41/37 |
| | Heating | High/Nom./Low | | dBA | 36/33/29 | 44/39/33 | 45/40/35 | 45/41/37 |
| Power supply | Phase / Frequency / Voltage | | | Hz / V | 1~ / 50 / 220-240 | | | |
| Control systems | Infrared remote control | | | | BRC7FA532F | | | |
| | Wired remote control | | | | BRC1D52 / BRC1E52A/B | | | |

| Outdoor unit | | | | RZQG | 71L9V1 | 100L9V1 | 125L9V1 | 140L9V1 | 71L8Y1 | 100L8Y1 | 125L8Y1 | 140LY1 |
|---|---|---|---|---|---|---|---|---|---|---|---|---|
| Dimensions | Unit | HeightxWidthxDepth | | mm | 990x940x320 | 1,430x940x320 | | | 990x940x320 | 1,430x940x320 | | |
| Weight | Unit | | | kg | 77 | 99 | | | 80 | 101 | | |
| Sound power level | Cooling | | | dBA | 64 | 66 | 67 | 69 | 64 | 66 | 67 | 69 |
| Sound pressure level | Cooling | Nom. | | dBA | 48 | 50 | 51 | 52 | 48 | 50 | 51 | 52 |
| | Heating | Nom. | | dBA | 50 | 52 | 53 | | 50 | 52 | 53 | |
| | Night quiet mode | Level 1 | | dBA | 43 | 45 | | | 43 | 45 | | |
| Operation range | Cooling | Ambient | Min.~Max. | °CDB | -15~50 | | | | | | | |
| | Heating | Ambient | Min.~Max. | °CWB | -20~15.5 | | | | | | | |
| Refrigerant | Type/Charge/GWP | | | kg | R-410A / 2.9 / 2,087.5 | R-410A / 4 / 2,087.5 | | | R-410A / 2.9 / 2,087.5 | R-410A / 4 / 2,087.5 | | |
| | Charge | | | $TCO_2Eq$ | 6.1 | 8.4 | | | 6.1 | 8.4 | | |
| Piping connections | Liquid | OD | | mm | 9.52 | | | | | | | |
| | Gas | OD | | mm | 15.9 | | | | | | | |
| | Piping length | OU - IU | Max. | m | 50 | 75 | | | 50 | 75 | | |
| | | System | Equivalent | m | 70 | 90 | | | 70 | 90 | | |
| | | | Chargeless | m | 30 | | | | | | | |
| | Additional refrigerant charge | | | kg/m | See installation manual | | | | | | | |
| | Level difference | IU - OU | Max. | m | 30.0 | | | | | | | |
| | | IU - IU | Max. | m | 0.5 | | | | | | | |
| Power supply | Phase / Frequency / Voltage | | | Hz / V | 1~ / 50 / 220-240 | | | | 3N~ / 50 / 380-415 | | | |
| Current - 50Hz | Maximum fuse amps (MFA) | | | A | - | | | | 16 | 25 | | |

(1) EER/COP according to Eurovent 2012, for use outside EU only (2) Nominal efficiency: cooling at 35°/27° nominal load, heating at 7°/20° nominal load (3) The BYCQ140D7W1W has white insulations. Be informed that formation of dirt on white insulation is visibly stronger and that it is consequently not advised to install the BYCQ140D7W1W decoration panel in environments exposed to concentrations of dirt. (4) BYCQ140D7W1: pure white standard panel with grey louvers; BYCQ140D7W1W: pure white standard panel with white louvers; BYCQ140D7GW1: pure white auto cleaning panel.

ROUND FLOW

Seasonal Classic

# High COP, round flow cassette

## 360° air discharge for optimum efficiency and comfort

› Combination with Seasonal Classic ensures good value for money for all types of commercial applications (see pg. 157)



FCQHG71-100-125-140F



RZQG140L9V1/L(8)Y1



BRC1E52A-B, BRC7FA532F

| Efficiency data | | | | FCQHG + RZQSG | 71F + 71L3V1 | 100F + 100L9V1 | 125F + 125L9V1 | 140F + 140L9V1 | 100F + 100L8Y1 | 125F + 125L8Y1 | 140F + 140LY1 |
|---|---|---|---|---|---|---|---|---|---|---|---|
| Cooling capacity | Nom. | | | kW | 6.8 | 9.5 | 12.0 | 13.4 | 9.5 | 12.0 | 13.4 |
| Heating capacity | Nom. | | | kW | 7.5 | 10.8 | 13.5 | 15.5 | 10.8 | 13.5 | 15.5 |
| Power input | Cooling | Nom. | | kW | 1.94 | 2.57 | 3.71 | 4.17 | 2.57 | 3.71 | 4.17 |
| | Heating | Nom. | | kW | 1.83 | 2.51 | 3.60 | 4.29 | 2.51 | 3.60 | 4.29 |
| Seasonal efficiency (according to EN14825) | Cooling | Energy label | | | A++ | | A | - | A++ | A | - |
| | | Pdesign | | kW | 6.80 | 9.50 | 12.00 | - | 9.50 | 12.00 | - |
| | | SEER | | | 6.50 | 6.70 | 5.40 | - | 6.70 | 5.40 | - |
| | | Annual energy consumption | | kWh | 366 | 496.269 | 777.778 | - | 496 | 778 | - |
| | Heating (Average climate) | Energy label | | | A+ | | | - | A+ | | - |
| | | Pdesign | | kW | 7.60 | 8.03 | | - | 8.03 | | - |
| | | SCOP | | | 4.15 | 4.30 | 4.10 | - | 4.30 | 4.10 | - |
| | | Annual energy consumption | | kWh | 2,563 | 2,614.419 | 2,741 | - | 2,614 | 2,741 | - |
| Nominal efficiency | EER | | | | 3.50 | 3.70 | 3.23 | 3.21 | 3.70 | 3.23 | 3.21 |
| | COP | | | | 4.10 | 4.30 | 3.75 | 3.61 | 4.30 | 3.75 | 3.61 |
| | Annual energy consumption | | | kWh | 970 | 1,285 | 1,855 | 2,085 | 1,285 | 1,855 | 2,085 |
| | Energy label | Cooling | | | A | | | - | A | | - |
| | | Heating | | | A | | | - | A | | - |

| Indoor unit | | | | FCQHG | 71F | 100F | 125F | 140F |
|---|---|---|---|---|---|---|---|---|
| Dimensions | Unit | HeightxWidthxDepth | | mm | 288x840x840 | | | |
| Weight | Unit | | | kg | 25 | 26 | | |
| Decoration panel | Model | | | | BYCQ140D7W1 / BYCQ140D7W1W / BYCQ140D7GW1 | | | |
| | Colour | | | | Pure White (RAL 9010) | | | |
| | Dimensions | HeightxWidthxDepth | | mm | 50x950x950 | | | |
| | Weight | | | kg | 5.4 / 5.4 / 10.3 | | | |
| Air filter | Type | | | | Resin net with mold resistance | | | |
| Fan - Air flow rate | Cooling | High/Nom./Low | | $m^3$/min | 21.2/16.7/12.2 | 32.3/25.7/19.0 | 33.5/26.7/19.9 | 33.5/27.3/21.1 |
| | Heating | High/Nom./Low | | $m^3$/min | 21.2/16.7/12.2 | 32.3/25.7/19.0 | 33.5/26.7/19.9 | 33.5/27.3/21.1 |
| Sound power level | Cooling | | | dBA | 53 | 61 | | |
| | Heating | | | dBA | 53 | 61 | | |
| Sound pressure level | Cooling | High/Nom./Low | | dBA | 36/33/29 | 44/39/33 | 45/40/35 | 45/41/37 |
| | Heating | High/Nom./Low | | dBA | 36/33/29 | 44/39/33 | 45/40/35 | 45/41/37 |
| Power supply | Phase / Frequency / Voltage | | | Hz / V | 1~ / 50 / 220-240 | | | |
| Control systems | Infrared remote control | | | | BRC7FA532F | | | |
| | Wired remote control | | | | BRC1D52 / BRC1E52A/B | | | |

| Outdoor unit | | | | RZQSG | 71L3V1 | 100L9V1 | 125L9V1 | 140L9V1 | 100L8Y1 | 125L8Y1 | 140LY1 |
|---|---|---|---|---|---|---|---|---|---|---|---|
| Dimensions | Unit | HeightxWidthxDepth | | mm | 770x900x320 | 990x940x320 | | 1,430x940x320 | 990x940x320 | | 1,430x940x320 |
| Weight | Unit | | | kg | 67 | 77 | | 99 | 82 | | 101 |
| Sound power level | Cooling | | | dBA | 65 | 70 | | 69 | | 70 | 69 |
| Sound pressure level | Cooling | Nom./Silent operation | | dBA | 49/47 | 53/- | 54/- | 53/- | | 54/- | 53/- |
| | Heating | Nom. | | dBA | 51 | 57 | 58 | 54 | 57 | 58 | 54 |
| | Night quiet mode | Level 1 | | dBA | - | 49 | | | | | |
| Operation range | Cooling | Ambient | Min.~Max. | °CDB | -15~46 | | | | | | |
| | Heating | Ambient | Min.~Max. | °CWB | -15~15.5 | | | | | | |
| Refrigerant | Type/Charge/GWP | | | kg | R-410A / 2.75 / 2,087.5 | R-410A / 2.9 / 2,087.5 | | R-410A / 4 / 2,087.5 | R-410A / 2.9 / 2,087.5 | | R-410A / 4 / 2,087.5 |
| | Charge | | | $TCO_2Eq$ | 5.7 | 6.1 | | 8.4 | 6.1 | | 8.4 |
| Piping connections | Liquid | OD | | mm | 9.52 | | | | | | |
| | Gas | OD | | mm | 15.9 | | | | | | |
| | Piping length | OU - IU | Max. | m | 50 | | | | | | |
| | | System | Equivalent | m | 70 | | | | | | |
| | | | Chargeless | m | 30 | | | | | | |
| | Additional refrigerant charge | | | kg/m | See installation manual | | | | | | |
| | Level difference | IU - OU | Max. | m | 15 | 30.0 | | | | | |
| | | IU - IU | Max. | m | 0.5 | | | | | | |
| Power supply | Phase / Frequency / Voltage | | | Hz / V | 1~ / 50 / 220-240 | | | | 3N~ / 50 / 380-415 | | |
| Current - 50Hz | Maximum fuse amps (MFA) | | | A | 20 | - | | | 20 | | |

(1) EER/COP according to Eurovent 2012, for use outside EU only (2) Nominal efficiency: cooling at 35°/27° nominal load, heating at 7°/20° nominal load (3) The BYCQ140D7W1W has white insulations. Be informed that formation of dirt on white insulation is visibly stronger and that it is consequently not advised to install the BYCQ140D7W1W decoration panel in environments exposed to concentrations of dirt. (4) BYCQ140D7W1: pure white standard panel with grey louvers; BYCQ140D7W1W: pure white standard panel with white louvers; BYCQ140D7GW1: pure white auto cleaning panel.

ARGUE CARDS

**FFQ-C / FXZQ-A**

# Fully Flat Cassette

## Design & Genius in one



## › Why choose fully flat cassette?

- Unique design in the market that integrates fully flat into the ceiling

## Benefits for the installer

› Unique product in the market!
› Most silent unit
› The user-friendly remote control, available in several languages, enables the easy set-up of sensor option and control of the individual flap position
› Meeting European design taste.

## Benefits for the consultant

› Unique product in the market!
› Blends seamlessly in any modern office interior design
› Ideal product to improve BREEAM score/EPDB in combination with Sky Air Seasonal Smart or VRV IV heat pump units.

## Benefits for the end user

› Engineering excellence and unique design in one
› Most silent unit
› Perfect working conditions: no more cold draughts or cold feet
› Save up to 27% on your energy bill thanks to the optional sensors
› Flexible usage of space thanks to individual flap control
› User-friendly remote control, available in several languages.

### Unique design

› Designed by German design office to fully meet the European taste.
› Fully flat into the ceiling, leaving only 8mm.
› Fully integrated in the one ceiling tile, enabling lights, speakers and sprinklers to be installed in adjoining ceiling tiles.
› Decoration panel available in 2 colours (white and white-silver).

### Differentiating in technology

**Optional presence sensor**

› When the room is empty, it can adjust the set temperature or switch off the unit – saving energy.
› When people are detected, the direction of the airflow is adapted to avoid cold draughts being directed towards occupants.

**Optional floor sensor**

› Detects the temperature difference and re-directs the airflow to ensure even temperature distribution.

### Top efficiency

› Seasonal labels up to A++*
› When the room is empty, the sensor option can adjust the set temperature or switch off the unit – saving up to 27% energy.
› Individual flap control: easily control one or more flaps via the wired remote controller (BRC1E52) when rearranging the room. When fully closing or blocking the flaps, the option "Sealing member of air discharge outlet" is needed.

* for FFQ25,35C in combination with RXS25,35L3

### Other features

› Most silent cassette in the market (25dBA), important for office applications.

## Marketing tools

› Download the Seasonal Calculator software: www.daikineurope.com/support-and-manuals/software-downloads/air-conditioning/







# Fully flat cassette

## Unique design in the market that integrates fully flat into the ceiling

› Combination with split outdoor units is ideal for smaller applications such as retail or residential applications
› Remarkable blend of iconic design and engineering excellence
› Two optional intelligent sensors improve energy efficiency and comfort.

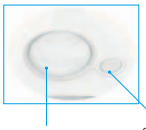

presence sensor floor sensor

› Refurbishing the room? Flexibility to suit every room layout without changing the location of the unit!



› Reduced energy consumption thanks to specially developed small tube heat exchanger, DC fan motor and drain pump
› Fresh air intake integrated in the same system thus reducing installation cost as no additional ventilation is required



FFQ-C



RXS-L3



BRC1E52A-B, BRC7F530W_S

› No optional adapter needed for DIII-connection, link your unit into the wider building management system.

| Efficiency data | | | | FFQ + RXS | *25C + 25L3 | *35C + 35L3 | 50C + 50L | 60C + 60L |
|---|---|---|---|---|---|---|---|---|
| Cooling capacity | Min./Nom./Max. | | | kW | -/2.5/- | -/3.4/- | 1.7/5.0/5.3 | 1.7/5.7/6.5 |
| Heating capacity | Min./Nom./Max. | | | kW | -/3.2/- | -/4.2/- | 1.7/5.8/6.0 | 1.7/7.0/8.0 |
| Power input | Cooling | Nom. | | kW | 0.56 | 0.92 | 1.560 | 1.890 |
| | Heating | Nom. | | kW | 0.82 | 1.2 | 1.660 | 2.050 |
| Seasonal efficiency (according to EN14825) | Cooling | Energy label | | | A++ | | A+ | |
| | | Pdesign | | kW | 2.50 | 3.4 | 5.00 | 5.70 |
| | | SEER | | | 6.11 | 6.32 | 5.93 | 5.71 |
| | | Annual energy consumption | | kWh | 143 | 188 | 295 | 349 |
| | Heating (Average climate) | Energy label | | | A+ | | A | A+ |
| | | Pdesign | | kW | 2.31 | 3.1 | 3.84 | 3.96 |
| | | SCOP | | | 4.24 | 4.1 | 3.90 | 4.04 |
| | | Annual energy consumption | | kWh | 763 | 1,059 | 1,378 | 1,373 |
| Nominal efficiency | EER | | | | 4.46 | 3.7 | 3.21 | 3.02 |
| | COP | | | | 3.9 | 3.5 | 3.49 | 3.41 |
| | Annual energy consumption | | | kWh | 280 | 459 | 780 | 945 |
| | Energy label | Cooling | | | A | | A | B |
| | | Heating | | | A | B | B | B |

| Indoor unit | | | | FFQ | 25C | 35C | 50C | 60C |
|---|---|---|---|---|---|---|---|---|
| Dimensions | Unit | HeightxWidthxDepth | | mm | 260x575x575 | | | |
| Weight | Unit | | | kg | 16 | | 17.5 | |
| Decoration panel | Model | | | | BYFQ60CW / BYFQ60CS / BYFQ60B3W1 | | | |
| | Colour | | | | White (N9.5) / White (N9.5) + Silver / White (RAL9010) | | | |
| | Dimensions | HeightxWidthxDepth | | mm | 46x620x620 / 46x620x620 / 55x700x700 | | | |
| | Weight | | | kg | 2.8 / 2.8 / 2.7 | | | |
| Air filter | Type | | | | Resin net with mold resistance | | | |
| Fan - Air flow rate | Cooling | High/Nom./Low | | $m^3$/min | 9/8/6.5 | 10/8.5/6.5 | 12/10/7.5 | 14.5/12.5/9.5 |
| | Heating | High/Nom./Low | | $m^3$/min | 9/8/6.5 | 10/8.5/6.5 | 12/10/7.5 | 14.5/12.5/9.5 |
| Sound power level | Cooling | | | dBA | 48 | 51 | 56 | 60 |
| Sound pressure level | Cooling | High/Nom./Low | | dBA | 31/28.5/25 | 34/30.5/25 | 39/34/27 | 43/40/32 |
| | Heating | High/Nom./Low | | dBA | 31/28.5/25 | 34/30.5/25 | 39/34/27 | 43/40/32 |
| Power supply | Phase / Frequency / Voltage | | | Hz / V | 1~ / 50 / 220-240 | | | |
| Control systems | Infrared remote control | | | | BRC7EB530 (standard panel) / BRC7F530W (white panel) / BRC7F530S (grey panel) | | | |
| | Wired remote control | | | | BRC1D52 / BRC1E52A/B | | | |

| Outdoor unit | | | | RXS | *25L3 | *35L3 | 50L | 60L |
|---|---|---|---|---|---|---|---|---|
| Dimensions | Unit | HeightxWidthxDepth | | mm | 550x765x285 | | 735x825x300 | |
| Weight | Unit | | | kg | 31.5 | | 47 | 48 |
| Sound power level | Cooling | | | dBA | 59 | 61 | 62 | |
| | Heating | | | dBA | 59 | 61 | 62 | |
| Sound pressure level | Cooling | High/Low | | dBA | -/- | | 48/44 | 49/46 |
| | Heating | High/Low | | dBA | -/- | | 48/45 | 49/46 |
| Operation range | Cooling | Ambient | Min.~Max. | °CDB | -10~46 | | -10~46 | |
| | Heating | Ambient | Min.~Max. | °CWB | -15~18 | | -15~18 | |
| Refrigerant | Type/Charge/GWP | | | kg | R-410A / - / 2,087.5 | | R-410A / 1.7 / 2,087.5 | R-410A / 1.5 / 2,087.5 |
| | Charge | | | $TCO_2Eq$ | - | | 3.5 | 3.1 |
| Piping connections | Liquid | OD | | mm | 6.35 | | 6.35 | |
| | Gas | OD | | mm | 9.52 | | 12.7 | |
| | Piping length | OU - IU | Max. | m | - | | 30 | |
| | Additional refrigerant charge | | | kg/m | - | | 0.020 (for piping length exceeding 10m) | |
| | Level difference | IU - OU | Max. | m | - | | 20.0 | |
| Power supply | Phase / Frequency / Voltage | | | Hz / V | 1~ / 50 / 220-240 | | 1~ / 50 / 220-230-240 | |
| Current - 50Hz | Maximum fuse amps (MFA) | | | A | - | | - | |

*Note: blue cells contain preliminary data

(1) EER/COP according to Eurovent 2012, for use outside EU only (2) Nominal efficiency: cooling at 35°/27° nominal load, heating at 7°/20° nominal load

# Concealed ceiling unit with medium ESP

## Optimum comfort guaranteed no matter the length of duct work or type of grilles

- Combination with Seasonal Smart ensures high quality, optimal comfort, flexible installation and highest efficiency values (see pg. 167)
- Top efficiency in the market
- Automatic air flow adjustment function measures the air volume and static pressure and adjusts it towards the nominal air flow, whatever the length of duct, making installation easier and guaranteeing comfort. Moreover, the ESP can be changed via the wired remote control to optimize the supply air volume
- Compact unit, all units can easily be mounted in a ceiling void of only 285mm
- Discretely concealed in the ceiling: only the suction and discharge grilles are visible
- Low sound levels
- Medium external static pressure up to 150Pa facilitates using flexible ducts of varying lengths
- Reduced energy consumption thanks to specially developed DC fan motor
- Flexible installation, as the air suction direction can be altered from rear to bottom suction
- Standard built-in drain pump increases flexibility and installation speed
- No optional adapter needed for DIII-connection, link your unit into the wider building management system.

| Efficiency data | | | | FBQ + RZQG | *71D + 71L9V1 | *100D + 100L9V1 | *125D + 125L9V1 | *140D + 140L9V1 | *71D + 71L8Y1 | *100D + 100L8Y1 | *125D + 125L8Y1 | *140D + 140LY1 |
|---|---|---|---|---|---|---|---|---|---|---|---|---|
| Cooling capacity | Nom. | | | kW | 6.8 | 9.5 | 12.0 | 13.4 | 6.8 | 9.5 | 12.0 | 13.4 |
| Heating capacity | Nom. | | | kW | 7.5 | 10.8 | 13.5 | 15.5 | 7.5 | 10.8 | 13.5 | 15.5 |
| Power input | Cooling | Nom. | | kW | 1.93 | 2.41 | 3.13 | 4.00 | 1.93 | 2.41 | 3.13 | 4.00 |
| | Heating | Nom. | | kW | 1.89 | 2.55 | 3.52 | 4.29 | 1.89 | 2.55 | 3.52 | 4.29 |
| Seasonal efficiency (according to EN14825) | Cooling | Energy label | | | A++ | A+ | | - | A++ | A+ | | - |
| | | Pdesign | | kW | 6.80 | 9.50 | 12.00 | - | 6.80 | 9.50 | 12.00 | - |
| | | SEER | | | 6.16 | 5.87 | 5.83 | - | 6.16 | 5.87 | 5.83 | - |
| | | Annual energy consumption | | kWh | 386 | 566 | 720 | - | 386 | 566 | 720 | - |
| | Heating (Average climate) | Energy label | | | A+ | A++ | A+ | - | A+ | A++ | A+ | - |
| | | Pdesign | | kW | 6.00 | 11.30 | 12.70 | - | 6.00 | 11.30 | 12.70 | - |
| | | SCOP | | | 4.35 | 4.78 | 4.37 | - | 4.35 | 4.78 | 4.37 | - |
| | | Annual energy consumption | | kWh | 1,931 | 3,310 | 4,069 | - | 1,931 | 3,310 | 4,069 | - |
| Nominal efficiency | EER | | | | 3.53 | 3.94 | 3.83 | 3.35 | 3.53 | 3.94 | 3.83 | 3.35 |
| | COP | | | | 3.96 | 4.24 | 3.83 | 3.61 | 3.96 | 4.24 | 3.83 | 3.61 |
| | Annual energy consumption | | | kWh | 963 | 1,206 | 1,567 | 2,000 | 963 | 1,206 | 1,567 | 2,000 |
| | Energy label | Cooling | | | A | | | - | A | | | - |
| | | Heating | | | A | | | - | A | | | - |

| Indoor unit | | | | FBQ | *71D | *100D | *125D | *140D |
|---|---|---|---|---|---|---|---|---|
| Dimensions | Unit | HeightxWidthxDepth | | mm | 245x1,000x800 | 245x1,400x800 | | |
| Weight | Unit | | | kg | 36.30 | 47 | | |
| Fan - Air flow rate | Cooling | High/Low | | $m^3$/min | 18/12.50 | 29/23 | 34/25 | |
| Fan - External static pressure | High/Nom./Maximum available/High | | | Pa | 150/30/- | 150/40/- | 150/50/- | |
| Sound power level | Cooling | | | dBA | 57 | 61 | 66 | |
| Sound pressure level | Cooling | High | | dBA | 37 | 38 | 40 | |
| Power supply | Phase / Frequency / Voltage | | | Hz / V | 1~ / 50/60 / 220-240 | | | |

| Outdoor unit | | | | RZQG | 71L9V1 | 100L9V1 | 125L9V1 | 140L9V1 | 71L8Y1 | 100L8Y1 | 125L8Y1 | 140LY1 |
|---|---|---|---|---|---|---|---|---|---|---|---|---|
| Dimensions | Unit | HeightxWidthxDepth | | mm | 990x940x320 | 1,430x940x320 | | | 990x940x320 | 1,430x940x320 | | |
| Weight | Unit | | | kg | 77 | 99 | | | 80 | 101 | | |
| Sound power level | Cooling | | | dBA | 64 | 66 | 67 | 69 | 64 | 66 | 67 | 69 |
| Sound pressure level | Cooling | Nom. | | dBA | 48 | 50 | 51 | 52 | 48 | 50 | 51 | 52 |
| | Heating | Nom. | | dBA | 50 | 52 | 53 | | 50 | 52 | 53 | |
| | Night quiet mode | Level 1 | | dBA | 43 | 45 | | | 43 | 45 | | |
| Operation range | Cooling | Ambient | Min.~Max. | °CDB | -15~50 | | | | | | | |
| | Heating | Ambient | Min.~Max. | °CWB | -20~15.5 | | | | | | | |
| Refrigerant | Type/Charge/GWP | | | kg | R-410A / 2.9 / 2,087.5 | R-410A / 4 / 2,087.5 | | | R-410A / 2.9 / 2,087.5 | R-410A / 4 / 2,087.5 | | |
| | Charge | | | $TCO_2Eq$ | 6.1 | 8.4 | | | 6.1 | 8.4 | | |
| Piping connections | Liquid | OD | | mm | 9.52 | | | | | | | |
| | Gas | OD | | mm | 15.9 | | | | | | | |
| | Piping length | OU - IU | Max. | m | 50 | 75 | | | 50 | 75 | | |
| | | System | Equivalent | m | 70 | 90 | | | 70 | 90 | | |
| | | | Chargeless | m | 30 | | | | | | | |
| | Additional refrigerant charge | | | kg/m | See installation manual | | | | | | | |
| | Level difference | IU - OU | Max. | m | 30.0 | | | | | | | |
| | | IU - IU | Max. | m | 0.5 | | | | | | | |
| Power supply | Phase / Frequency / Voltage | | | Hz / V | 1~ / 50 / 220-240 | | | | 3N~ / 50 / 380-415 | | | |
| Current - 50Hz | Maximum fuse amps (MFA) | | | A | - | | | | 16 | 25 | | |

*Note: blue cells contain preliminary data

(1) EER/COP according to Eurovent 2012, for use outside EU only (2) Nominal efficiency: cooling at 35°/27° nominal load, heating at 7°/20° nominal load

Seasonal Classic

# Concealed ceiling unit with medium ESP

## Optimum comfort guaranteed no matter the length of duct work or type of grilles

› Combination with Seasonal Classic ensures good value for money for all types of commercial applications (see pg. 157)




FBQ100-140D



RZQG140L9V1/L(8)Y1



BRC1E52A-B,BRC4C65

| Efficiency data | | | | FBQ + RZQSG | *71D + 71L3V1 | *100D + 100L9V1 | *125D + 125L9V1 | *140D + 140L9V1 | *100D + 100L8Y1 | *125D + 125L8Y1 | *140D + 140LY1 |
|---|---|---|---|---|---|---|---|---|---|---|---|
| Cooling capacity | Nom. | | | kW | 6.8 | 9.5 | 12.0 | 13.4 | 9.5 | 12.0 | 13.4 |
| Heating capacity | Nom. | | | kW | 7.5 | 10.8 | 13.5 | 15.5 | 10.8 | 13.5 | 15.5 |
| Power input | Cooling | Nom. | | kW | 2.06 | 2.84 | 3.72 | 4.38 | 2.84 | 3.72 | 4.38 |
| | Heating | Nom. | | kW | 1.97 | 2.94 | 3.85 | 4.55 | 2.94 | 3.85 | 4.55 |
| Seasonal efficiency (according to EN14825) | Cooling | Energy label | | | A+ | A | | - | A | | - |
| | | Pdesign | | kW | 6.80 | 9.50 | 12.00 | - | 9.50 | 12.00 | - |
| | | SEER | | | 5.84 | 5.57 | 5.22 | - | 5.57 | 5.22 | - |
| | | Annual energy consumption | | kWh | 408 | 597 | 805 | - | 597 | 805 | - |
| | Heating (Average climate) | Energy label | | | A+ | | A | - | A+ | A | - |
| | | Pdesign | | kW | 6.00 | 11.30 | 12.70 | - | 11.30 | 12.70 | - |
| | | SCOP | | | 4.10 | 4.15 | 4.05 | - | 4.15 | 4.05 | - |
| | | Annual energy consumption | | kWh | 2,049 | 3,812 | 4,390 | - | 3,812 | 4,390 | - |
| Nominal efficiency | EER | | | | 3.30 | 3.35 | 3.23 | 3.06 | 3.35 | 3.23 | 3.06 |
| | COP | | | | 3.81 | 3.67 | 3.51 | 3.41 | 3.67 | 3.51 | 3.41 |
| | Annual energy consumption | | | kWh | 1,030 | 1,418 | 1,858 | 2,190 | 1,418 | 1,858 | 2,190 |
| | Energy label | Cooling | | | A | | | - | A | | - |
| | | Heating | | | A | | B | - | A | B | - |

| Indoor unit | | | | FBQ | *71D | *100D | *125D | *140D |
|---|---|---|---|---|---|---|---|---|
| Dimensions | Unit | HeightxWidthxDepth | | mm | 245x1,000x800 | 245x1,400x800 | | |
| Weight | Unit | | | kg | 36.30 | 47 | | |
| Fan - Air flow rate | Cooling | High/Low | | $m^3$/min | 18/12.50 | 29/23 | 34/25 | |
| Fan - External static pressure | High/Nom./High | | | Pa | 150/30/- | 150/40/- | 150/50/- | |
| Sound power level | Cooling | | | dBA | 57 | 61 | 66 | |
| Sound pressure level | Cooling | High | | dBA | 37 | 38 | 40 | |
| Power supply | Phase / Frequency / Voltage | | | Hz / V | 1~ / 50/60 / 220-240 | | | |

| Outdoor unit | | | | RZQSG | 71L3V1 | 100L9V1 | 125L9V1 | 140L9V1 | 100L8Y1 | 125L8Y1 | 140LY1 |
|---|---|---|---|---|---|---|---|---|---|---|---|
| Dimensions | Unit | HeightxWidthxDepth | | mm | 770x900x320 | 990x940x320 | | 1,430x940x320 | 990x940x320 | | 1,430x940x320 |
| Weight | Unit | | | kg | 67 | 77 | | 99 | 82 | | 101 |
| Sound power level | Cooling | | | dBA | 65 | 70 | | 69 | | 70 | 69 |
| Sound pressure level | Cooling | Nom./Silent operation | | dBA | 49/47 | 53/- | 54/- | 53/- | | 54/- | 53/- |
| | Heating | Nom. | | dBA | 51 | 57 | 58 | 54 | 57 | 58 | 54 |
| | Night quiet mode | Level 1 | | dBA | - | 49 | | | | | |
| Operation range | Cooling | Ambient | Min.~Max. | °CDB | -15~46 | | | | | | |
| | Heating | Ambient | Min.~Max. | °CWB | -15~15.5 | | | | | | |
| Refrigerant | Type/Charge/GWP | | | kg | R-410A / 2.75 / 2,087.5 | R-410A / 2.9 / 2,087.5 | | R-410A / 4 / 2,087.5 | R-410A / 2.9 / 2,087.5 | | R-410A / 4 / 2,087.5 |
| | Charge | | | $TCO_2Eq$ | 5.7 | 6.1 | | 8.4 | 6.1 | | 8.4 |
| Piping connections | Liquid | OD | | mm | 9.52 | | | | | | |
| | Gas | OD | | mm | 15.9 | | | | | | |
| | Piping length | OU - IU | Max. | m | 50 | | | | | | |
| | | System | Equivalent | m | 70 | | | | | | |
| | | | Chargeless | m | 30 | | | | | | |
| | Additional refrigerant charge | | | kg/m | See installation manual | | | | | | |
| | Level difference | IU - OU | Max. | m | 15 | 30.0 | | | | | |
| | | IU - IU | Max. | m | 0.5 | | | | | | |
| Power supply | Phase / Frequency / Voltage | | | Hz / V | 1~ / 50 / 220-240 | | | | 3N~ / 50 / 380-415 | | |
| Current - 50Hz | Maximum fuse amps (MFA) | | | A | 20 | - | | | 20 | | |

*Note: blue cells contain preliminary data

(1) EER/COP according to Eurovent 2012, for use outside EU only (2) Nominal efficiency: cooling at 35°/27° nominal load, heating at 7°/20° nominal load

# Concealed ceiling unit with medium ESP

## Optimum comfort guaranteed no matter the length of duct work or type of grilles

- Combination with split outdoor units is ideal for smaller applications such as retail or residential applications
- Top efficiency in the market
- Automatic air flow adjustment function measures the air volume and static pressure and adjusts it towards the nominal air flow, whatever the length of duct, making installation easier and guaranteeing comfort. Moreover, the ESP can be changed via the wired remote control to optimize the supply air volume
- Slimmest unit in class, only 245mm
- Discretely concealed in the ceiling: only the suction and discharge grilles are visible
- Low sound levels
- Medium external static pressure up to 150Pa facilitates using flexible ducts of varying lengths
- Reduced energy consumption thanks to specially developed DC fan motor
- Flexible installation, as the air suction direction can be altered from rear to bottom suction




- Standard built-in drain pump increases flexibility and installation speed
- No optional adapter needed for DIII-connection, link your unit into the wider building management system.

| Efficiency data | | | | FBQ + RXS | *35D + 35L3 | *50D + 50L | *60D + 60L |
|---|---|---|---|---|---|---|---|
| Cooling capacity | Nom. | | | kW | 3.40 | - | |
| Heating capacity | Nom. | | | kW | 4.00 | - | |
| Power input | Cooling | Nom. | | kW | 1.060 | - | |
| | Heating | Nom. | | kW | 1.110 | - | |
| Seasonal efficiency (according to EN14825) | Cooling | Energy label | | | A+ | - | |
| | | Pdesign | | kW | 3.4 | - | |
| | | SEER | | | 5.97 | - | |
| | | Annual energy consumption | | kWh | 199 | - | |
| | Heating (Average climate) | Energy label | | | A+ | - | |
| | | Pdesign | | kW | 2.9 | - | |
| | | SCOP | | | 3.93 | - | |
| | | Annual energy consumption | | kWh | 1,033 | - | |
| Nominal efficiency | EER | | | | 3.21 | - | |
| | COP | | | | 3.60 | - | |
| | Annual energy consumption | | | kWh | 530 | - | |
| | Energy label | Cooling | | | A | - | |
| | | Heating | | | B | - | |

| Indoor unit | | | | FBQ | *35D | *50D | *60D |
|---|---|---|---|---|---|---|---|
| Dimensions | Unit | HeightxWidthxDepth | | mm | 245x700x800 | | 245x1,000x800 |
| Weight | Unit | | | kg | 27.70 | | 36.30 |
| Fan - Air flow rate | Cooling | High/Low | | $m^3$/min | 15/11 | | 18/12.50 |
| Fan - External static pressure | High/Nom. | | | Pa | 150/30 | | |
| Sound power level | Cooling | | | dBA | 60 | | 57 |
| Sound pressure level | Cooling | High | | dBA | 37 | | |
| Power supply | Phase / Frequency / Voltage | | | Hz / V | 1~ / 50/60 / 220-240/220 | 1~ / 50/60 / 220-240 | |

| Outdoor unit | | | | RXS | *35L3 | 50L | 60L |
|---|---|---|---|---|---|---|---|
| Dimensions | Unit | HeightxWidthxDepth | | mm | 550x765x285 | 735x825x300 | |
| Weight | Unit | | | kg | 31.5 | 47 | 48 |
| Sound power level | Cooling | | | dBA | 61 | 62 | |
| | Heating | | | dBA | 61 | 62 | |
| Sound pressure level | Cooling | High/Low | | dBA | -/- | 48/44 | 49/46 |
| | Heating | High/Low | | dBA | -/- | 48/45 | 49/46 |
| Operation range | Cooling | Ambient | Min.~Max. | °CDB | -10~46 | -10~46 | |
| | Heating | Ambient | Min.~Max. | °CWB | -15~18 | -15~18 | |
| Refrigerant | Type/Charge/GWP | | | kg | R-410A / - / 2,087.5 | R-410A / 1.7 / 2,087.5 | R-410A / 1.5 / 2,087.5 |
| | Charge | | | $TCO_2Eq$ | - | 3.5 | 3.1 |
| Piping connections | Liquid | OD | | mm | 6.35 | 6.35 | |
| | Gas | OD | | mm | 9.5 | 12.7 | |
| | Piping length | OU - IU | Max. | m | - | 30 | |
| | Additional refrigerant charge | | | kg/m | - | 0.020 (for piping length exceeding 10m) | |
| | Level difference | IU - OU | Max. | m | - | 20.0 | |
| Power supply | Phase / Frequency / Voltage | | | Hz / V | 1~ / 50 / 220-240 | 1~ / 50 / 220-230-240 | |
| Current - 50Hz | Maximum fuse amps (MFA) | | | A | - | - | |

*Note: blue cells contain preliminary data

(1) EER/COP according to Eurovent 2012, for use outside EU only (2) Nominal efficiency: cooling at 35°/27° nominal load, heating at 7°/20° nominal load

# Small concealed ceiling unit

## Designed for hotel applications

- Compact unit (230mm high & 652mm deep), can easily be mounted in narrow ceiling voids
- Discretely concealed in the ceiling: only the suction and discharge grilles are visible
- Whisper quiet operation: down to 28dBA sound pressure level
- Flexible installation, as the air suction direction can be altered from rear to bottom suction
- For easy mounting, the drain pan can be located to the left or right of the unit



FDBQ25B



BRC1E52A/B

| **Indoor unit** | | | | **FDBQ** | **25B** |
|---|---|---|---|---|---|
| Dimensions | Unit | HeightxWidthxDepth | | mm | 230x652x502 |
| Weight | Unit | | | kg | 17.0 |
| Air filter | Type | | | | Resin net with mold resistance |
| Fan - Air flow rate | Cooling | High/Low | | $m^3$/min | 6.50/5.20 |
| | Heating | High/Low | | $m^3$/min | 6.95/5.20 |
| Sound power level | Cooling | | | dBA | 55 |
| | Heating | | | dBA | 55 |
| Sound pressure level | Cooling | High/Low | | dBA | 35.0/28.0 |
| | Heating | High/Low | | dBA | 35.0/29.0 |
| Power supply | Phase / Frequency / Voltage | | | Hz / V | 1~ / 50 / 230 |
| Control systems | Wired remote control | | | | BRC1D52 / BRC1E52A/B |

| **Outdoor unit** | | | | | |
|---|---|---|---|---|---|
| Dimensions | Unit | HeightxWidthxDepth | | mm | only available in multi model application |
| Weight | Unit | | | kg | |
| Sound power level | Cooling | | | dBA | |
| Sound pressure level | Cooling | Nom. | | dBA | |
| | Heating | Nom. | | dBA | |
| Operation range | Cooling | Ambient | Min.~Max. | °CDB | |
| | Heating | Ambient | Min.~Max. | °CWB | |
| Refrigerant | Type/Charge/GWP | | | kg | |
| Piping connections | Liquid | OD | | mm | |
| | Gas | OD | | mm | |
| | Piping length | OU - IU | Max. | m | |
| | Additional refrigerant charge | | | kg/m | |
| | Level difference | IU - OU | Max. | m | |
| | | IU - IU | Max. | m | |
| Power supply | Phase / Frequency / Voltage | | | Hz / V | |
| Current - 50Hz | Maximum fuse amps (MFA) | | | A | |

Seasonal Smart Seasonal Classic

# Concealed ceiling unit with high ESP

## ESP up to 200, ideal for large sized spaces

- Seasonal Smart ensures the highest quality, Seasonal Classic gives good value for money (see pg. 157 & 167)
- Automatic air flow adjustment function measures the air volume and static pressure and adjusts it towards the nominal air flow, whatever the length of duct, making installation easier and guaranteeing comfort. Moreover, the ESP can be changed via the wired remote control to optimize the supply air volume
- High external static pressure up to 200Pa facilitates using flexible ducts of varying lengths
- Reduced energy consumption thanks to specially developed DC fan motor
- Possibility to change ESP via wired remote control allows optimisation of the supply air volume
- Flexible installation, as the air suction direction can be altered from rear to bottom suction
- Standard built-in drain pump increases flexibility and installation speed
- No optional adapter needed for DIII-connection, link your unit into the wider building management system.



FDQ125C



RZQSG100-125L3/9V1/L(8)Y1



BRC1E52A-B

| | | | | | Seasonal Smart | | Seasonal Classic | |
|---|---|---|---|---|---|---|---|---|
| **Efficiency data** | | | | **FDQ + RZQG/RZQSG** | **125C + 125L9V1** | **125C + 125L8Y1** | **125C + 125L9V1** | **125C + 125L8Y1** |
| Cooling capacity | Nom. | | | kW | 12.0 | | 12.0 | |
| Heating capacity | Nom. | | | kW | 13.5 | | 13.5 | |
| Power input | Cooling | Nom. | | kW | 3.20 | | 3.74 | |
| | Heating | Nom. | | kW | 3.53 | | 3.85 | |
| Seasonal efficiency (according to EN14825) | Cooling | Energy label | | | A+ | | A | |
| | | Pdesign | | kW | 12.00 | | 12.00 | |
| | | SEER | | | 5.81 | | 5.20 | |
| | | Annual energy consumption | | kWh | 722.892 | 723 | 807.692 | 808 |
| | Heating (Average climate) | Energy label | | | A+ | | A | |
| | | Pdesign | | kW | 12.71 | | 7.60 | |
| | | SCOP | | | 4.21 | | 3.90 | |
| | | Annual energy consumption | | kWh | 4,226.603 | 4,227 | 2,728.205 | 2,728 |
| Nominal efficiency | EER | | | | 3.75 | | 3.21 | |
| | COP | | | | 3.83 | | 3.51 | |
| | Annual energy consumption | | | kWh | 1,600 | | 1,870 | |
| | Energy label | Cooling | | | A | | A | |
| | | Heating | | | A | | B | |

| **Indoor unit** | | | | **FDQ** | **125C** |
|---|---|---|---|---|---|
| Casing | Colour | | | | Not painted (galvanised) |
| Dimensions | Unit | HeightxWidthxDepth | | mm | 300x1,400x700 |
| Required ceiling void > | | | | mm | 350 |
| Weight | Unit | | | kg | 45 |
| Decoration panel | Model | | | | BYBS125DJW1 |
| | Colour | | | | White (10Y9/0.5) |
| | Dimensions | HeightxWidthxDepth | | mm | 55x1,500x500 |
| | Weight | | | kg | 6.5 |
| Air filter | Type | | | | Resin net with mold resistance |
| Fan - Air flow rate | Cooling | High/Low | | $m^3$/min | 39/28 |
| | Heating | High/Low | | $m^3$/min | 39/28 |
| Fan - External static pressure | High/Nom. | | | Pa | 200/50 |
| Sound power level | Cooling | | | dBA | 66 |
| Sound pressure level | Cooling | High/Low | | dBA | 40/33 |
| | Heating | High/Low | | dBA | 40/33 |
| Power supply | Phase / Frequency / Voltage | | | Hz / V | 1~ / 50/60 / 220-240/220 |
| Control systems | Infrared remote control | | | | BRC4C65 |
| | Wired remote control | | | | BRC1D52 / BRC1E52A/B |

| **Outdoor unit** | | | | **RZQG/RZQSG** | **125L9V1** | **125L8Y1** | **125L9V1** | **125L8Y1** |
|---|---|---|---|---|---|---|---|---|
| Dimensions | Unit | HeightxWidthxDepth | | mm | 1,430x940x320 | | 990x940x320 | |
| Weight | Unit | | | kg | 99 | 101 | 77 | 82 |
| Sound power level | Cooling | | | dBA | 67 | | 70 | |
| Sound pressure level | Cooling | Nom. | | dBA | 51 | | 54 | |
| | Heating | Nom. | | dBA | 53 | | 58 | |
| | Night quiet mode | Level 1 | | dBA | 45 | | 49 | |
| Operation range | Cooling | Ambient | Min.~Max. | °CDB | -15~50 | | -15~46 | |
| | Heating | Ambient | Min.~Max. | °CWB | -20~15.5 | | -15~15.5 | |
| Refrigerant | Type/Charge/GWP | | | kg | R-410A / 4 / 2,087.5 | | R-410A / 2.9 / 2,087.5 | |
| | Charge | | | $TCO_2Eq$ | 8.4 | | 6.1 | |
| Piping connections | Liquid | OD | | mm | 9.52 | | | |
| | Gas | OD | | mm | 15.9 | | | |
| | Piping length | OU - IU | Max. | m | 75 | | 50 | |
| | | System | Equivalent | m | 90 | | 70 | |
| | | | Chargeless | m | 30 | | | |
| | Additional refrigerant charge | | | kg/m | See installation manual | | | |
| | Level difference | IU - OU | Max. | m | 30.0 | | | |
| | | IU - IU | Max. | m | 0.5 | | | |
| Power supply | Phase / Frequency / Voltage | | | Hz / V | 1~ / 50 / 220-240 | 3N~ / 50 / 380-415 | 1~ / 50 / 220-240 | 3N~ / 50 / 380-415 |
| Current - 50Hz | Maximum fuse amps (MFA) | | | A | - | 25 | - | 20 |

(1) EER/COP according to Eurovent 2012, for use outside EU only (2) Nominal efficiency: cooling at 35°/27° nominal load, heating at 7°/20° nominal load

# Concealed ceiling unit with high ESP

## ESP up to 250, ideal for extra large sized spaces

- High external static pressure up to 250Pa facilitates using flexible ducts of varying lengths
- Discretely concealed in the ceiling: only the suction and discharge grilles are visible
- Up to 26.4kW in heating mode



FDQ-B



RZQ200-250C



BRC1E52A-B

| Efficiency data | | | | FDQ + RZQ | 200B + 200C | 250B + 250C |
|---|---|---|---|---|---|---|
| Cooling capacity | Nom. | | | kW | 20.0 | 24.1 |
| Heating capacity | Nom. | | | kW | 23.0 | 26.4 |
| Power input | Cooling | Nom. | | kW | 6.23 | 8.58 |
| | Heating | Nom. | | kW | 6.74 | 8.22 |
| Nominal efficiency | EER | | | | 3.21 | 2.81 |
| | COP | | | | 3.41 | 3.21 |
| | Annual energy consumption | | | kWh | 3,115 | 4,290 |
| | Energy label | Cooling/Heating | | | -/- | |

| Indoor unit | | | | FDQ | 200B | 250B |
|---|---|---|---|---|---|---|
| Casing | Colour | | | | Unpainted | |
| Dimensions | Unit | HeightxWidthxDepth | | mm | 450x1,400x900 | |
| Required ceiling void > | | | | mm | 450 | |
| Weight | Unit | | | kg | 89.0 | 94.0 |
| Air filter | Type | | | | Resin net with mold resistance | |
| Fan - Air flow rate | Cooling | Nom. | | $m^3$/min | 69.0 | 89.0 |
| | Heating | Nom. | | $m^3$/min | 69.0 | 89.0 |
| Fan - External static pressure | High/Nom./Low/Maximum available/High | | | Pa | 250/250/250/- | |
| Sound power level | Cooling | | | dBA | 81 | 82 |
| Sound pressure level | Cooling | High | | dBA | 45.0 | 47.0 |
| | Heating | Low | | dBA | 45.0 | 47.0 |
| Power supply | Phase / Frequency / Voltage | | | Hz / V | 1~ / 50 / 230 | |
| Control systems | Wired remote control | | | | BRC1D52 / BRC1E52A/B | |

| Outdoor unit | | | | RZQ | 200C | 250C |
|---|---|---|---|---|---|---|
| Dimensions | Unit | HeightxWidthxDepth | | mm | 1,680x930x765 | |
| Weight | Unit | | | kg | 183 | 184 |
| Sound power level | Cooling | | | dBA | 78 | |
| | Heating | | | dBA | 78 | |
| Sound pressure level | Nom. | | | dBA | 57 | |
| Operation range | Cooling | Ambient | Min.~Max. | °CDB | -5.0~46.0 | |
| | Heating | Ambient | Min.~Max. | °CWB | -15.0~15.0 | |
| Refrigerant | Type/Charge/GWP | | | kg | R-410A / 8.3 / 2,087.5 | R-410A / 9.3 / 2,087.5 |
| | Charge | | | $TCO_2Eq$ | 17.3 | 19.4 |
| Piping connections | Liquid | OD | | mm | 9.52 | 12.7 |
| | Gas | OD | | mm | 22.2 | |
| | Piping length | OU - IU | Max. | m | 100 | |
| | Level difference | IU - OU | Max. | m | - | |
| Power supply | Phase / Frequency / Voltage | | | Hz / V | 3N~ / 50 / 380-415 | |
| Current - 50Hz | Maximum fuse amps (MFA) | | | A | 20 | |

(1) EER/COP according to Eurovent (2) Nominal efficiency: cooling at 35°/27° nominal load, heating at 7°/20° nominal load

# Ceiling suspended unit

## For wide rooms with no false ceilings nor free floor space

- Combination with Seasonal Smart ensures high quality, optimal comfort, flexible installation and highest efficiency values (see pg. 167)
- Ideal for comfortable air flow in wide rooms thanks to Coanda effect: up to 100° discharge angle

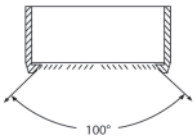


- Even rooms with ceilings up to 3.8m can be heated up or cooled down very easily without capacity loss
- Can easily be installed in both new and refurbishment projects
- Can easily be mounted in corners and narrow spaces, as it only needs 30mm lateral service space
- Reduced energy consumption thanks to specially developed DC fan motor and drain pump
- Stylish unit blends easily with any interior. The flaps close entirely when the unit is not operating
- No optional adapter needed for DIII-connection, link your unit into the wider building management system.

| Efficiency data | | | | FHQ + RZQG | 71C + 71L9V1 | 100C + 100L9V1 | 125C + 125L9V1 | 140C + 140L9V1 | 71C + 71L8Y1 | 100C + 100L8Y1 | 125C + 125L8Y1 | 140C + 140LY1 |
|---|---|---|---|---|---|---|---|---|---|---|---|---|
| Cooling capacity | Nom. | | | kW | 6.8 | 9.5 | 12.0 | 13.4 | 6.8 | 9.5 | 12.0 | 13.4 |
| Heating capacity | Nom. | | | kW | 7.5 | 10.8 | 13.5 | 15.5 | 7.5 | 10.8 | 13.5 | 15.5 |
| Power input | Cooling | Nom. | | kW | 1.78 | 2.49 | 3.58 | 4.05 | 1.78 | 2.49 | 3.58 | 4.05 |
| | Heating | Nom. | | kW | 1.82 | 2.60 | 3.48 | 4.27 | 1.82 | 2.60 | 3.48 | 4.27 |
| Seasonal efficiency (according to EN14825) | Cooling | Energy label | | | A++ | | A+ | - | A++ | | A+ | - |
| | | Pdesign | | kW | 6.80 | 9.50 | 12.00 | - | 6.80 | 9.50 | 12.00 | - |
| | | SEER | | | 6.95 | 6.11 | 6.01 | - | 6.95 | 6.11 | 6.01 | - |
| | | Annual energy consumption | | kWh | 342 | 544 | 699 | - | 342 | 544 | 699 | - |
| | Heating (Average climate) | Energy label | | | A+ | A++ | A+ | - | A+ | A++ | A+ | - |
| | | Pdesign | | kW | 7.60 | 11.30 | 14.13 | - | 7.60 | 11.30 | 14.13 | - |
| | | SCOP | | | 4.32 | 4.61 | 4.23 | - | 4.32 | 4.61 | 4.23 | - |
| | | Annual energy consumption | | kWh | 2,463 | 3,432 | 4,677 | - | 2,463 | 3,432 | 4,677 | - |
| Nominal efficiency | EER | | | | 3.82 | 3.81 | 3.35 | 3.31 | 3.82 | 3.81 | 3.35 | 3.31 |
| | COP | | | | 4.13 | 4.15 | 3.89 | 3.63 | 4.13 | 4.15 | 3.89 | 3.63 |
| | Annual energy consumption | | | kWh | 890 | 1,245 | 1,790 | 2,025 | 890 | 1,245 | 1,790 | 2,025 |
| | Energy label | Cooling | | | A | | | - | A | | | - |
| | | Heating | | | A | | | - | A | | | - |

| Indoor unit | | | | FHQ | 71C | 100C | 125C | 140C |
|---|---|---|---|---|---|---|---|---|
| Casing | Colour | | | | Fresh White | | | |
| Dimensions | Unit | HeightxWidthxDepth | | mm | 235x1,270x690 | 235x1,590x690 | | |
| Weight | Unit | | | kg | 32 | 38 | | |
| Air filter | Type | | | | Resin net with mold resistance | | | |
| Fan - Air flow rate | Cooling | High/Nom./Low | | $m^3$/min | 20.5/17/14 | 28/24/20 | 31/27/23 | 34/29/24 |
| | Heating | High/Nom./Low | | $m^3$/min | 20.5/17/14 | 28/24/20 | 31/27/23 | 34/29/24 |
| Sound power level | Cooling | | | dBA | 55 | 60 | 62 | 64 |
| | Heating | | | dBA | 55 | 60 | 62 | 64 |
| Sound pressure level | Cooling | High/Nom./Low | | dBA | 38/36/34 | 42/38/34 | 44/41/37 | 46/42/38 |
| | Heating | High/Nom./Low | | dBA | 38/36/34 | 42/38/34 | 44/41/37 | 46/42/38 |
| Power supply | Phase / Frequency / Voltage | | | Hz / V | 1~ / 50/60 / 220-240/220 | | | |
| Control systems | Infrared remote control | | | | BRC7G53 | | | |
| | Wired remote control | | | | BRC1D52 / BRC1E52A/B | | | |

| Outdoor unit | | | | RZQG | 71L9V1 | 100L9V1 | 125L9V1 | 140L9V1 | 71L8Y1 | 100L8Y1 | 125L8Y1 | 140LY1 |
|---|---|---|---|---|---|---|---|---|---|---|---|---|
| Dimensions | Unit | HeightxWidthxDepth | | mm | 990x940x320 | 1,430x940x320 | | | 990x940x320 | 1,430x940x320 | | |
| Weight | Unit | | | kg | 77 | 99 | | | 80 | 101 | | |
| Sound power level | Cooling | | | dBA | 64 | 66 | 67 | 69 | 64 | 66 | 67 | 69 |
| Sound pressure level | Cooling | Nom. | | dBA | 48 | 50 | 51 | 52 | 48 | 50 | 51 | 52 |
| | Heating | Nom. | | dBA | 50 | 52 | 53 | | 50 | 52 | 53 | |
| | Night quiet mode | Level 1 | | dBA | 43 | 45 | | | 43 | 45 | | |
| Operation range | Cooling | Ambient | Min.~Max. | °CDB | -15~50 | | | | | | | |
| | Heating | Ambient | Min.~Max. | °CWB | -20~15.5 | | | | | | | |
| Refrigerant | Type/Charge/GWP | | | kg | R-410A / 2.9 / 2,087.5 | R-410A / 4 / 2,087.5 | | | R-410A / 2.9 / 2,087.5 | R-410A / 4 / 2,087.5 | | |
| | Charge | | | $TCO_2Eq$ | 6.1 | 8.4 | | | 6.1 | 8.4 | | |
| Piping connections | Liquid | OD | | mm | 9.52 | | | | | | | |
| | Gas | OD | | mm | 15.9 | | | | | | | |
| | Piping length | OU - IU | Max. | m | 50 | 75 | | | 50 | 75 | | |
| | | System | Equivalent | m | 70 | 90 | | | 70 | 90 | | |
| | | | Chargeless | m | 30 | | | | | | | |
| | Additional refrigerant charge | | | kg/m | See installation manual | | | | | | | |
| | Level difference | IU - OU | Max. | m | 30.0 | | | | | | | |
| | | IU - IU | Max. | m | 0.5 | | | | | | | |
| Power supply | Phase / Frequency / Voltage | | | Hz / V | 1~ / 50 / 220-240 | | | | 3N~ / 50 / 380-415 | | | |
| Current - 50Hz | Maximum fuse amps (MFA) | | | A | - | | | | 16 | 25 | | |

(1) EER/COP according to Eurovent 2012, for use outside EU only (2) Nominal efficiency: cooling at 35°/27° nominal load, heating at 7°/20° nominal load

Seasonal Classic

# Ceiling suspended unit

## For wide rooms with no false ceilings nor free floor space

› Combination with Seasonal Smart ensures high quality, optimal comfort, flexible installation and highest efficiency values (see pg. 167)



FHQ60-71C



RZQSG100-125L3/9V1/L(8)Y1



BRC1E52A-B, BRC7GA53

| Efficiency data | | | | FHQ + RZQSG | 71C + 71L3V1 | 100C + 100L9V1 | 125C + 125L9V1 | 140C + 140L9V1 | 100C + 100L8Y1 | 125C + 125L8Y1 | 140C + 140LY1 |
|---|---|---|---|---|---|---|---|---|---|---|---|
| Cooling capacity | Nom. | | | kW | 6.8 | 9.5 | 12.0 | 13.4 | 9.5 | 12.0 | 13.4 |
| Heating capacity | Nom. | | | kW | 7.5 | 10.8 | 13.5 | 15.5 | 10.8 | 13.5 | 15.5 |
| Power input | Cooling | Nom. | | kW | 1.97 | 2.96 | 4.15 | 4.45 | 2.96 | 4.15 | 4.45 |
| | Heating | Nom. | | kW | 1.88 | 2.99 | 3.73 | 4.54 | 2.99 | 3.73 | 4.54 |
| Seasonal efficiency (according to EN14825) | Cooling | Energy label | | | A+ | | | - | A+ | | - |
| | | Pdesign | | kW | 6.80 | 9.50 | 12.00 | - | 9.50 | 12.00 | - |
| | | SEER | | | 5.61 | | | - | 5.61 | | - |
| | | Annual energy consumption | | kWh | 424 | 592.692 | 748.663 | - | 593 | 749 | - |
| | Heating (Average climate) | Energy label | | | A | | A+ | - | A | A+ | - |
| | | Pdesign | | kW | 7.60 | | | - | 7.60 | | - |
| | | SCOP | | | 3.90 | 3.91 | 4.01 | - | 3.91 | 4.01 | - |
| | | Annual energy consumption | | kWh | 2,727 | 2,721 | 2,653 | - | 2,721 | 2,653 | - |
| Nominal efficiency | EER | | | | 3.46 | 3.21 | 2.89 | 3.01 | 3.21 | 2.89 | 3.01 |
| | COP | | | | 4.00 | 3.61 | 3.62 | 3.41 | 3.61 | 3.62 | 3.41 |
| | Annual energy consumption | | | kWh | 985 | 1,480 | 2,075 | 2,225 | 1,480 | 2,075 | 2,225 |
| | Energy label | Cooling | | | A | | C | - | A | C | - |
| | | Heating | | | A | | | - | A | | - |

| Indoor unit | | | | FHQ | 71C | 100C | 125C | 140C |
|---|---|---|---|---|---|---|---|---|
| Casing | Colour | | | | Fresh White | | | |
| Dimensions | Unit | HeightxWidthxDepth | | mm | 235x1,270x690 | 235x1,590x690 | | |
| Weight | Unit | | | kg | 32 | 38 | | |
| Air filter | Type | | | | Resin net with mold resistance | | | |
| Fan - Air flow rate | Cooling | High/Nom./Low | | $m^3$/min | 20.5/17/14 | 28/24/20 | 31/27/23 | 34/29/24 |
| | Heating | High/Nom./Low | | $m^3$/min | 20.5/17/14 | 28/24/20 | 31/27/23 | 34/29/24 |
| Sound power level | Cooling | | | dBA | 55 | 60 | 62 | 64 |
| | Heating | | | dBA | 55 | 60 | 62 | 64 |
| Sound pressure level | Cooling | High/Nom./Low | | dBA | 38/36/34 | 42/38/34 | 44/41/37 | 46/42/38 |
| | Heating | High/Nom./Low | | dBA | 38/36/34 | 42/38/34 | 44/41/37 | 46/42/38 |
| Power supply | Phase / Frequency / Voltage | | | Hz / V | 1~ / 50/60 / 220-240/220 | | | |
| Control systems | Infrared remote control | | | | BRC7G53 | | | |
| | Wired remote control | | | | BRC1D52 / BRC1E52A/B | | | |

| Outdoor unit | | | | RZQSG | 71L3V1 | 100L9V1 | 125L9V1 | 140L9V1 | 100L8Y1 | 125L8Y1 | 140LY1 |
|---|---|---|---|---|---|---|---|---|---|---|---|
| Dimensions | Unit | HeightxWidthxDepth | | mm | 770x900x320 | 990x940x320 | | 1,430x940x320 | 990x940x320 | | 1,430x940x320 |
| Weight | Unit | | | kg | 67 | 77 | | 99 | 82 | | 101 |
| Sound power level | Cooling | | | dBA | 65 | 70 | | 69 | | 70 | 69 |
| Sound pressure level | Cooling | Nom./Silent operation | | dBA | 49/47 | 53/- | 54/- | 53/- | | 54/- | 53/- |
| | Heating | Nom. | | dBA | 51 | 57 | 58 | 54 | 57 | 58 | 54 |
| | Night quiet mode | Level 1 | | dBA | - | 49 | | | | | |
| Operation range | Cooling | Ambient | Min.~Max. | °CDB | -15~46 | | | | | | |
| | Heating | Ambient | Min.~Max. | °CWB | -15~15.5 | | | | | | |
| Refrigerant | Type/Charge/GWP | | | kg | R-410A / 2.75 / 2,087.5 | R-410A / 2.9 / 2,087.5 | | R-410A / 4 / 2,087.5 | R-410A / 2.9 / 2,087.5 | | R-410A / 4 / 2,087.5 |
| | Charge | | | $TCO_2Eq$ | 5.7 | 6.1 | | 8.4 | 6.1 | | 8.4 |
| Piping connections | Liquid | OD | | mm | 9.52 | | | | | | |
| | Gas | OD | | mm | 15.9 | | | | | | |
| | Piping length | OU - IU | Max. | m | 50 | | | | | | |
| | | System | Equivalent | m | 70 | | | | | | |
| | | | Chargeless | m | 30 | | | | | | |
| | Additional refrigerant charge | | | kg/m | See installation manual | | | | | | |
| | Level difference | IU - OU | Max. | m | 15 | 30.0 | | | | | |
| | | IU - IU | Max. | m | 0.5 | | | | | | |
| Power supply | Phase / Frequency / Voltage | | | Hz / V | 1~ / 50 / 220-240 | | | | 3N~ / 50 / 380-415 | | |
| Current - 50Hz | Maximum fuse amps (MFA) | | | A | 20 | - | | | 20 | | |

(1) EER/COP according to Eurovent 2012, for use outside EU only (2) Nominal efficiency: cooling at 35°/27° nominal load, heating at 7°/20° nominal load

# Ceiling suspended unit

## For wide rooms with no false ceilings nor free floor space

- Combination with split outdoor units is ideal for smaller applications such as retail or residential applications
- Ideal for comfortable air flow in wide rooms thanks to Coanda effect: up to 100° discharge angle

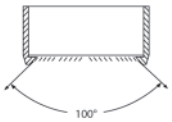


- Even rooms with ceilings up to 3.8m can be heated up or cooled down very easily without capacity loss
- Can easily be installed in both new and refurbishment projects
- Can easily be mounted in corners and narrow spaces, as it only needs 30mm lateral service space
- Reduced energy consumption thanks to specially developed DC fan motor and drain pump
- Stylish unit blends easily with any interior. The flaps close entirely when the unit is not operating



FHQ60C

RXS-L3

BRC1E52A-B, BRC7GA53

- No optional adapter needed for DIII-connection, link your unit into the wider building management system.

| Efficiency data | | | | FHQ + RXS | *35C + 35L3 | 50C + 50L | 60C + 60L |
|---|---|---|---|---|---|---|---|
| Cooling capacity | Min./Nom./Max. | | | kW | -/3.4/- | 1.7/5.0/5.3 | 1.7/5.7/5.7 |
| Heating capacity | Min./Nom./Max. | | | kW | -/4/- | 1.7/6.0/6.0 | 1.7/7.20/7.2 |
| Power input | Cooling | Nom. | | kW | 0.95 | 1.570 | 1.750 |
| | Heating | Nom. | | kW | 0.98 | 1.790 | 2.170 |
| Seasonal efficiency (according to EN14825) | Cooling | Energy label | | | A++ | A+ | |
| | | Pdesign | | kW | 3.4 | 5.00 | 5.70 |
| | | SEER | | | 6.18 | 5.87 | 6.02 |
| | | Annual energy consumption | | kWh | 193 | 298 | 332 |
| | Heating (Average climate) | Energy label | | | A+ | A | |
| | | Pdesign | | kW | 3.1 | 4.35 | 4.71 |
| | | SCOP | | | 4.43 | 3.86 | 3.87 |
| | | Annual energy consumption | | kWh | 980 | 1,578 | 1,705 |
| Nominal efficiency | EER | | | | 3.58 | 3.18 | 3.26 |
| | COP | | | | 4.08 | 3.35 | 3.32 |
| | Annual energy consumption | | | kWh | 475 | 785 | 875 |
| | Energy label | Cooling | | | A | B | A |
| | | Heating | | | A | C | C |

| Indoor unit | | | | FHQ | 35C | 50C | 60C |
|---|---|---|---|---|---|---|---|
| Casing | Colour | | | | Fresh White | | |
| Dimensions | Unit | HeightxWidthxDepth | | mm | 235x960x690 | | 235x1,270x690 |
| Weight | Unit | | | kg | 24 | 25 | 31 |
| Air filter | Type | | | | Resin net with mold resistance | | |
| Fan - Air flow rate | Cooling | High/Nom./Low | | $m^3$/min | 14/11.5/10 | 15/12/10 | 19.5/15/11.5 |
| | Heating | High/Nom./Low | | $m^3$/min | 14/11.5/10 | 15/12/10 | 19.5/15/11.5 |
| Sound power level | Cooling | | | dBA | 53 | 54 | |
| | Heating | | | dBA | 53 | 54 | |
| Sound pressure level | Cooling | High/Nom./Low | | dBA | 36/34/31 | 37/35/32 | 37/35/33 |
| | Heating | High/Nom./Low | | dBA | 36/34/31 | 37/35/32 | 37/35/33 |
| Power supply | Phase / Frequency / Voltage | | | Hz / V | 1~ / 50/60 / 220-240/220 | | |
| Control systems | Infrared remote control | | | | BRC7G53 | | |
| | Wired remote control | | | | BRC1D52 / BRC1E52A/B | | |

| Outdoor unit | | | | RXS | *35L3 | 50L | 60L |
|---|---|---|---|---|---|---|---|
| Dimensions | Unit | HeightxWidthxDepth | | mm | 550x765x285 | 735x825x300 | |
| Weight | Unit | | | kg | 31.5 | 47 | 48 |
| Sound power level | Cooling | | | dBA | 61 | 62 | |
| | Heating | | | dBA | 61 | 62 | |
| Sound pressure level | Cooling | High/Low | | dBA | -/- | 48/44 | 49/46 |
| | Heating | High/Low | | dBA | -/- | 48/45 | 49/46 |
| Operation range | Cooling | Ambient | Min.~Max. | °CDB | -10~46 | -10~46 | |
| | Heating | Ambient | Min.~Max. | °CWB | -15~18 | -15~18 | |
| Refrigerant | Type/Charge/GWP | | | kg | R-410A / - / 2,087.5 | R-410A / 1.7 / 2,087.5 | R-410A / 1.5 / 2,087.5 |
| | Charge | | | $TCO_2Eq$ | - | 3.5 | 3.1 |
| Piping connections | Liquid | OD | | mm | 6.35 | 6 | |
| | Gas | OD | | mm | 9.5 | 12.7 | |
| | Piping length | OU - IU | Max. | m | - | 30 | |
| | Additional refrigerant charge | | | kg/m | - | 0.020 (for piping length exceeding 10m) | |
| | Level difference | IU - OU | Max. | m | - | 20.0 | |
| Power supply | Phase / Frequency / Voltage | | | Hz / V | 1~ / 50 / 220-240 | 1~ / 50 / 220-230-240 | |
| Current - 50Hz | Maximum fuse amps (MFA) | | | A | - | - | |

*Note: blue cells contain preliminary data

(1) EER/COP according to Eurovent 2012, for use outside EU only (2) Nominal efficiency: cooling at 35°/27° nominal load, heating at 7°/20° nominal load

Seasonal Smart

# 4-way blow ceiling suspended unit

## Unique Daikin unit for high rooms with no false ceilings nor free floor space

- Combination with Seasonal Smart ensures high quality, optimal comfort, flexible installation and highest efficiency values (see pg. 167)
- Even rooms with ceilings up to 3.5m can be heated up or cooled down very easily without capacity loss
- Can easily be installed in both new and refurbishment projects
- Refurbishing the room? Flexibility to suit every room layout without changing the location of the unit! Via the wired remote controller you can easily control each flap individually and even close the flaps.
- Reduced energy consumption thanks to specially developed small tube heat exchanger, DC fan motor and drain pump
- Stylish unit blends easily with any interior. The flaps close entirely when the unit is not operating
- Optimum comfort guaranteed with automatic air flow adjustment to the required load
- 5 different discharge angles between 0 and 60° can be programmed via the remote control





FUQ-C



RZQG140L9V1/L(8)Y1



BRC1E52A-B, BRC7CB58

- Standard drain pump with 500mm lift increases flexibility and installation speed
- No optional adapter needed for DIII-connection, link your unit into the wider building management system.

| Efficiency data | | | | FUQ + RZQG | 71C + 71L9V1 | 100C + 100L9V1 | 125C + 125L9V1 | 71C + 71L8Y1 | 100C + 100L8Y1 | 125C + 125L8Y1 |
|---|---|---|---|---|---|---|---|---|---|---|
| Cooling capacity | Nom. | | | kW | 6.8 | 9.5 | 12.0 | 6.8 | 9.5 | 12.0 |
| Heating capacity | Nom. | | | kW | 7.5 | 10.8 | 13.5 | 7.5 | 10.8 | 13.5 |
| Power input | Cooling | Nom. | | kW | 1.68 | 2.46 | 3.54 | 1.68 | 2.46 | 3.54 |
| | Heating | Nom. | | kW | 1.84 | 2.73 | 3.95 | 1.84 | 2.73 | 3.95 |
| Seasonal efficiency (according to EN14825) | Cooling | Energy label | | | A++ | | A+ | A++ | | A+ |
| | | Pdesign | | kW | 6.80 | 9.50 | 12.00 | 6.80 | 9.50 | 12.00 |
| | | SEER | | | 6.50 | 6.11 | 5.61 | 6.50 | 6.11 | 5.61 |
| | | Annual energy consumption | | kWh | 366 | 544 | 749 | 366 | 544 | 749 |
| | Heating (Average climate) | Energy label | | | A+ | | | | | |
| | | Pdesign | | kW | 7.60 | 11.30 | 14.13 | 7.60 | 11.30 | 14.13 |
| | | SCOP | | | 4.20 | 4.50 | 4.44 | 4.20 | 4.50 | 4.44 |
| | | Annual energy consumption | | kWh | 2,533 | 3,516 | 4,456 | 2,533 | 3,516 | 4,456 |
| Nominal efficiency | EER | | | | 4.05 | 3.86 | 3.39 | 4.05 | 3.86 | 3.39 |
| | COP | | | | 4.08 | 3.95 | 3.42 | 4.08 | 3.95 | 3.42 |
| | Annual energy consumption | | | kWh | 840 | 1,230 | 1,770 | 840 | 1,230 | 1,770 |
| | Energy label | Cooling | | | A | | | A | | |
| | | Heating | | | A | | B | A | | B |

| Indoor unit | | | | FUQ | 71C | 100C | 125C |
|---|---|---|---|---|---|---|---|
| Casing | Colour | | | | Fresh White | | |
| Dimensions | Unit | HeightxWidthxDepth | | mm | 198x950x950 | | |
| Weight | Unit | | | kg | 25 | 26 | |
| Air filter | Type | | | | Resin net with mold resistance | | |
| Fan - Air flow rate | Cooling | High/Nom./Low | | $m^3$/min | 23/19.5/16 | 31/25.5/20 | 32.5/26.5/20.5 |
| | Heating | High/Nom./Low | | $m^3$/min | 23/19.5/16 | 31/25.5/20 | 32.5/26.5/20.5 |
| Sound power level | Cooling | | | dBA | 59 | 64 | 65 |
| | Heating | | | dBA | 59 | 64 | 65 |
| Sound pressure level | Cooling | High/Nom./Low | | dBA | 41/38/35 | 46/42/39 | 47/43/40 |
| | Heating | High/Nom./Low | | dBA | 41/38/35 | 46/42/39 | 47/43/40 |
| Power supply | Phase / Frequency / Voltage | | | Hz / V | 1~ / 50/60 / 220-240/220 | | |
| Control systems | Infrared remote control | | | | BRC7C58 | | |
| | Wired remote control | | | | BRC1D52 / BRC1E52A/B | | |

| Outdoor unit | | | | RZQG | 71L9V1 | 100L9V1 | 125L9V1 | 71L8Y1 | 100L8Y1 | 125L8Y1 |
|---|---|---|---|---|---|---|---|---|---|---|
| Dimensions | Unit | HeightxWidthxDepth | | mm | 990x940x320 | 1,430x940x320 | | 990x940x320 | 1,430x940x320 | |
| Weight | Unit | | | kg | 77 | 99 | | 80 | 101 | |
| Sound power level | Cooling | | | dBA | 64 | 66 | 67 | 64 | 66 | 67 |
| Sound pressure level | Cooling | Nom. | | dBA | 48 | 50 | 51 | 48 | 50 | 51 |
| | Heating | Nom. | | dBA | 50 | 52 | 53 | 50 | 52 | 53 |
| | Night quiet mode | Level 1 | | dBA | 43 | 45 | | 43 | 45 | |
| Operation range | Cooling | Ambient | Min.~Max. | °CDB | -15~50 | | | | | |
| | Heating | Ambient | Min.~Max. | °CWB | -20~15.5 | | | | | |
| Refrigerant | Type/Charge/GWP | | | kg | R-410A / 2.9 / 2,087.5 | R-410A / 4 / 2,087.5 | | R-410A / 2.9 / 2,087.5 | R-410A / 4 / 2,087.5 | |
| | Charge | | | $TCO_2Eq$ | 6.1 | 8.4 | | 6.1 | 8.4 | |
| Piping connections | Liquid | OD | | mm | 9.52 | | | | | |
| | Gas | OD | | mm | 15.9 | | | | | |
| | Piping length | OU - IU | Max. | m | 50 | 75 | | 50 | 75 | |
| | | System | Equivalent | m | 70 | 90 | | 70 | 90 | |
| | | | Chargeless | m | 30 | | | | | |
| | Additional refrigerant charge | | | kg/m | See installation manual | | | | | |
| | Level difference | IU - OU | Max. | m | 30.0 | | | | | |
| | | IU - IU | Max. | m | 0.5 | | | | | |
| Power supply | Phase / Frequency / Voltage | | | Hz / V | 1~ / 50 / 220-240 | | | 3N~ / 50 / 380-415 | | |
| Current - 50Hz | Maximum fuse amps (MFA) | | | A | - | | | 16 | 25 | |

(1) EER/COP according to Eurovent 2012, for use outside EU only (2) Nominal efficiency: cooling at 35°/27° nominal load, heating at 7°/20° nominal load

# Wall mounted unit

## For rooms with no false ceilings nor free floor space

- Combination with Seasonal Smart ensures high quality, optimal comfort, flexible installation and highest efficiency values (see pg. 167)
- Flat, stylish front panel blends easily within any interior décor and is more easy to clean
- Can easily be installed in both new and refurbishment projects
- Reduced energy consumption thanks to specially developed DC fan motor
- The air is comfortably spread up and downwards thanks to 5 different discharge angles that can be programmed via the remote control
- Maintenance operations can be performed easily from the front of the unit
- No optional adapter needed for DIII-connection, link your unit into the wider building management system.

| Efficiency data | | | | FAQ + RZQG | 71C + 71L9V1 | 100C + 100L9V1 | 71C + 71L8Y1 | 100C + 100L8Y1 |
|---|---|---|---|---|---|---|---|---|
| Cooling capacity | Nom. | | | kW | 6.8 | 9.5 | 6.8 | 9.5 |
| Heating capacity | Nom. | | | kW | 7.5 | 10.8 | 7.5 | 10.8 |
| Power input | Cooling | Nom. | | kW | 2.00 | 2.63 | 2.00 | 2.63 |
| | Heating | Nom. | | kW | 2.03 | 3.00 | 2.03 | 3.00 |
| Seasonal efficiency (according to EN14825) | Cooling | Energy label | | | A++ | | | |
| | | Pdesign | | kW | 6.80 | 9.50 | 6.80 | 9.50 |
| | | SEER | | | 6.51 | 6.11 | 6.51 | 6.11 |
| | | Annual energy consumption | | kWh | 366 | 544 | 366 | 544 |
| | Heating (Average climate) | Energy label | | | A+ | | | |
| | | Pdesign | | kW | 6.33 | 10.20 | 6.33 | 10.20 |
| | | SCOP | | | 4.02 | 4.01 | 4.02 | 4.01 |
| | | Annual energy consumption | | kWh | 2,204 | 3,561 | 2,204 | 3,561 |
| Nominal efficiency | EER | | | | 3.40 | 3.62 | 3.40 | 3.62 |
| | COP | | | | 3.70 | 3.61 | 3.70 | 3.61 |
| | Annual energy consumption | | | kWh | 1,000 | 1,315 | 1,000 | 1,315 |
| | Energy label | Cooling | | | A | | | |
| | | Heating | | | A | | | |

| Indoor unit | | | | FAQ | 71C | 100C |
|---|---|---|---|---|---|---|
| Casing | Colour | | | | Fresh White | |
| Dimensions | Unit | HeightxWidthxDepth | | mm | 290x1,050x238 | 340x1,200x240 |
| Weight | Unit | | | kg | 13 | 17 |
| Fan - Air flow rate | Cooling | High/Nom./Low | | $m^3$/min | 18/16/14 | 26/23/19 |
| | Heating | High/Nom./Low | | $m^3$/min | 18/16/14 | 26/23/19 |
| Sound power level | Cooling | | | dBA | 61 | 65 |
| | Heating | | | dBA | 61 | 65 |
| Sound pressure level | Cooling | High/Nom./Low | | dBA | 45/42/40 | 49/45/41 |
| | Heating | High/Nom./Low | | dBA | 45/42/40 | 49/45/41 |
| Power supply | Phase / Frequency / Voltage | | | Hz / V | 1~ / 50/60 / 220-240/220 | |
| Control systems | Infrared remote control | | | | BRC7EB518 | |
| | Wired remote control | | | | BRC1D52 / BRC1E52A/B | |

| Outdoor unit | | | | RZQG | 71L9V1 | 100L9V1 | 71L8Y1 | 100L8Y1 |
|---|---|---|---|---|---|---|---|---|
| Dimensions | Unit | HeightxWidthxDepth | | mm | 990x940x320 | 1,430x940x320 | 990x940x320 | 1,430x940x320 |
| Weight | Unit | | | kg | 77 | 99 | 80 | 101 |
| Sound power level | Cooling | | | dBA | 64 | 66 | 64 | 66 |
| Sound pressure level | Cooling | Nom./Silent operation | | dBA | 48/- | 50/- | 48/- | 50/- |
| | Heating | Nom. | | dBA | 50 | 52 | 50 | 52 |
| | Night quiet mode | Level 1 | | dBA | 43 | 45 | 43 | 45 |
| Operation range | Cooling | Ambient | Min.~Max. | °CDB | -15~50 | | | |
| | Heating | Ambient | Min.~Max. | °CWB | -20~15.5 | | | |
| Refrigerant | Type/Charge/GWP | | | kg | R-410A / 2.9 / 2,087.5 | R-410A / 4 / 2,087.5 | R-410A / 2.9 / 2,087.5 | R-410A / 4 / 2,087.5 |
| | Charge | | | $TCO_2Eq$ | 6.1 | 8.4 | 6.1 | 8.4 |
| Piping connections | Liquid | OD | | mm | 9.52 | | | |
| | Gas | OD | | mm | 15.9 | | | |
| | Piping length | OU - IU | Max. | m | 50 | 75 | 50 | 75 |
| | | System | Equivalent | m | 70 | 90 | 70 | 90 |
| | | | Chargeless | m | 30 | | | |
| | Additional refrigerant charge | | | kg/m | See installation manual | | | |
| | Level difference | IU - OU | Max. | m | 30.0 | | | |
| | | IU - IU | Max. | m | 0.5 | | | |
| Power supply | Phase / Frequency / Voltage | | | Hz / V | 1~ / 50 / 220-240 | | 3N~ / 50 / 380-415 | |
| Current - 50Hz | Maximum fuse amps (MFA) | | | A | - | | 16 | 20 |

(1) EER/COP according to Eurovent 2012, for use outside EU only (2) Nominal efficiency: cooling at 35°/27° nominal load, heating at 7°/20° nominal load

Seasonal Classic

# Wall mounted unit

## For rooms with no false ceilings nor free floor space

› Combination with Seasonal Classic ensures good value for money for all types of commercial applications (see pg. 157)



FAQ100C



RZQSG100L9V1/L(8)Y1



BRC1E52A-B, BRC7EB518

| Efficiency data | | | | FAQ + RZQSG | 71C + 71L3V1 | 100C + 100L9V1 | 100C + 100L8Y1 |
|---|---|---|---|---|---|---|---|
| Cooling capacity | Nom. | | | kW | 6.8 | 9.5 | |
| Heating capacity | Nom. | | | kW | 7.5 | 10.8 | |
| Power input | Cooling | Nom. | | kW | 2.12 | 3.16 | |
| | Heating | Nom. | | kW | 2.08 | 3.17 | |
| Seasonal efficiency (according to EN14825) | Cooling | Energy label | | | A+ | | |
| | | Pdesign | | kW | 6.80 | 9.50 | |
| | | SEER | | | 6.05 | 5.61 | |
| | | Annual energy consumption | | kWh | 393 | 593 | 593 |
| | Heating (Average climate) | Energy label | | | A | A+ | |
| | | Pdesign | | kW | 6.00 | 6.81 | |
| | | SCOP | | | 3.90 | 4.01 | |
| | | Annual energy consumption | | kWh | 2,155 | 2,378 | 2,378 |
| Nominal efficiency | EER | | | | 3.21 | 3.01 | |
| | COP | | | | 3.61 | 3.41 | |
| | Annual energy consumption | | | kWh | 1,060 | 1,580 | |
| | Energy label | Cooling | | | A | B | |
| | | Heating | | | A | B | |

| Indoor unit | | | | FAQ | 71C | 100C |
|---|---|---|---|---|---|---|
| Casing | Colour | | | | Fresh White | |
| Dimensions | Unit | HeightxWidthxDepth | | mm | 290x1,050x238 | 340x1,200x240 |
| Weight | Unit | | | kg | 13 | 17 |
| Fan - Air flow rate | Cooling | High/Nom./Low | | $m^3$/min | 18/16/14 | 26/23/19 |
| | Heating | High/Nom./Low | | $m^3$/min | 18/16/14 | 26/23/19 |
| Sound power level | Cooling | | | dBA | 61 | 65 |
| | Heating | | | dBA | 61 | 65 |
| Sound pressure level | Cooling | High/Nom./Low | | dBA | 45/42/40 | 49/45/41 |
| | Heating | High/Nom./Low | | dBA | 45/42/40 | 49/45/41 |
| Power supply | Phase / Frequency / Voltage | | | Hz / V | 1~ / 50/60 / 220-240/220 | |
| Control systems | Infrared remote control | | | | BRC7EB518 | |
| | Wired remote control | | | | BRC1D52 / BRC1E52A/B | |

| Outdoor unit | | | | RZQSG | 71L3V1 | 100L9V1 | 100L8Y1 |
|---|---|---|---|---|---|---|---|
| Dimensions | Unit | HeightxWidthxDepth | | mm | 770x900x320 | 990x940x320 | |
| Weight | Unit | | | kg | 67 | 77 | 82 |
| Sound power level | Cooling | | | dBA | 65 | 70 | 69 |
| Sound pressure level | Cooling | Nom./Silent operation | | dBA | 49/47 | 53/- | |
| | Heating | Nom. | | dBA | 51 | 57 | |
| | Night quiet mode | Level 1 | | dBA | - | 49 | |
| Operation range | Cooling | Ambient | Min.~Max. | °CDB | -15 ~ 46 | | |
| | Heating | Ambient | Min.~Max. | °CWB | -15~15.5 | | |
| Refrigerant | Type/Charge/GWP | | | kg | R-410A / 2.75 / 2,087.5 | R-410A / 2.9 / 2,087.5 | |
| | Charge | | | $TCO_2Eq$ | 5.7 | 6.1 | |
| Piping connections | Liquid | OD | | mm | 9.52 | | |
| | Gas | OD | | mm | 15.9 | | |
| | Piping length | OU - IU | Max. | m | 50 | | |
| | | System | Equivalent | m | 70 | | |
| | | | Chargeless | m | 30 | | |
| | Additional refrigerant charge | | | kg/m | See installation manual | | |
| | Level difference | IU - OU | Max. | m | 15 | 30.0 | |
| | | IU - IU | Max. | m | 0.5 | | |
| Power supply | Phase / Frequency / Voltage | | | Hz / V | 1~ / 50 / 220-240 | | 3N~ / 50 / 380-415 |
| Current - 50Hz | Maximum fuse amps (MFA) | | | A | 20 | - | 20 |

(1) EER/COP according to Eurovent 2012, for use outside EU only (2) Nominal efficiency: cooling at 35°/27° nominal load, heating at 7°/20° nominal load

# Floor standing unit

## For commercial spaces with high ceilings

- Combination with Seasonal Smart ensures high quality, optimal comfort, flexible installation and highest efficiency values (see pg. 167)
- Ideal solution for commercial spaces with no or narrow false ceilings
- Can easily be installed in both new and refurbishment projects
- Decrease of temperature variation by automatic fan speed selection or freely selectable 3-step fan speed.Improved comfort as a result of better airflow distribution from the vertical out blow which allows manual adjustment of air outlet blades at the top of the unit. Selectable horizontal out blow to better suit the layout of the room (via BRC1E52).

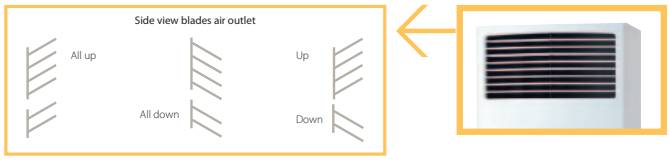


- Reduced energy consumption thanks to specially developed DC fan motor
- No optional adapter needed for DIII-connection, link your unit into the wider building management system.

| Efficiency data | | | | FVQ + RZQG | 71C + 71L9V1 | 100C + 100L9V1 | 125C + 125L9V1 | 140C + 140L9V1 | 71C + 71L8Y1 | 100C + 100L8Y1 | 125C + 125L8Y1 | 140C + 140LY1 |
|---|---|---|---|---|---|---|---|---|---|---|---|---|
| Cooling capacity | Nom. | | | kW | 6.8 | 9.5 | 12.0 | 13.4 | 6.8 | 9.5 | 12.0 | 13.4 |
| Heating capacity | Nom. | | | kW | 7.5 | 10.8 | 13.5 | 15.5 | 7.5 | 10.8 | 13.5 | 15.5 |
| Power input | Cooling | Nom. | | kW | 2.02 | 2.49 | 3.74 | 4.17 | 2.02 | 2.49 | 3.74 | 4.17 |
| | Heating | Nom. | | kW | 2.06 | 2.61 | 3.65 | 4.30 | 2.06 | 2.61 | 3.65 | 4.30 |
| Seasonal efficiency (according to EN14825) | Cooling | Energy label | | | A++ | A+ | | - | A++ | A+ | | - |
| | | Pdesign | | kW | 6.80 | 9.50 | 12.00 | - | 6.80 | 9.50 | 12.00 | - |
| | | SEER | | | 6.31 | 5.61 | | - | 6.31 | 5.61 | | - |
| | | Annual energy consumption | | kWh | 377 | 593 | 749 | - | 377 | 593 | 749 | - |
| | Heating (Average climate) | Energy label | | | A+ | | A | - | A+ | | A | - |
| | | Pdesign | | kW | 6.33 | 11.30 | | - | 6.33 | 11.30 | | - |
| | | SCOP | | | 4.05 | 4.20 | 3.87 | - | 4.05 | 4.20 | 3.87 | - |
| | | Annual energy consumption | | kWh | 2,188 | 3,767 | 4,088 | - | 2,188 | 3,767 | 4,088 | - |
| Nominal efficiency | EER | | | | 3.37 | 3.81 | 3.21 | | 3.37 | 3.81 | 3.21 | |
| | COP | | | | 3.64 | 4.14 | 3.70 | 3.61 | 3.64 | 4.14 | 3.70 | 3.61 |
| | Annual energy consumption | | | kWh | 1,010 | 1,245 | 1,870 | 2,085 | 1,010 | 1,245 | 1,870 | 2,085 |
| | Energy label | Cooling | | | A | | | - | A | | | - |
| | | Heating | | | A | | | - | A | | | - |

| Indoor unit | | | | FVQ | 71C | 100C | 125C | 140C |
|---|---|---|---|---|---|---|---|---|
| Casing | Colour | | | | Fresh White | | | |
| Dimensions | Unit | HeightxWidthxDepth | mm | | 1,850x600x270 | 1,850x600x350 | | |
| Weight | Unit | | kg | | 39 | 47 | | |
| Air filter | Type | | | | Resin net with mold resistance | | | |
| Fan - Air flow rate | Cooling | High/Nom./Low | $m^3$/min | | 18/16/14 | 28/25/22 | 28/26/24 | 30/28/26 |
| | Heating | High/Nom./Low | $m^3$/min | | 18/16/14 | 28/25/22 | 28/26/24 | 30/28/26 |
| Sound power level | Cooling | | dBA | | 55 | 62 | 63 | 65 |
| | Heating | | dBA | | 55 | 62 | 63 | 65 |
| Sound pressure level | Cooling | High/Nom./Low | dBA | | 43/41/38 | 50/47/44 | 51/48/46 | 53/51/48 |
| | Heating | High/Nom./Low | dBA | | 43/41/38 | 50/47/44 | 51/48/46 | 53/51/48 |
| Power supply | Phase / Frequency / Voltage | | Hz / V | | 1~ / 50/60 / 220-240/220 | | | |
| Control systems | Wired remote control | | | | BRC1D52 / BRC1E52A/B | | | |

| Outdoor unit | | | | | RZQG | 71L9V1 | 100L9V1 | 125L9V1 | 140L9V1 | 71L8Y1 | 100L8Y1 | 125L8Y1 | 140LY1 |
|---|---|---|---|---|---|---|---|---|---|---|---|---|---|
| Dimensions | Unit | HeightxWidthxDepth | | mm | | 990x940x320 | 1,430x940x320 | | | 990x940x320 | 1,430x940x320 | | |
| Weight | Unit | | | kg | | 77 | 99 | | | 80 | 101 | | |
| Sound power level | Cooling | | | dBA | | 64 | 66 | 67 | 69 | 64 | 66 | 67 | 69 |
| Sound pressure level | Cooling | Nom. | | dBA | | 48 | 50 | 51 | 52 | 48 | 50 | 51 | 52 |
| | Heating | Nom. | | dBA | | 50 | 52 | 53 | | 50 | 52 | 53 | |
| | Night quiet mode | Level 1 | | dBA | | 43 | 45 | | | 43 | 45 | | |
| Operation range | Cooling | Ambient | Min.~Max. | °CDB | | -15~50 | | | | | | | |
| | Heating | Ambient | Min.~Max. | °CWB | | -20~15.5 | | | | | | | |
| Refrigerant | Type/Charge/GWP | | | kg | | R-410A / 2.9 / 2,087.5 | R-410A / 4 / 2,087.5 | | | R-410A / 2.9 / 2,087.5 | R-410A / 4 / 2,087.5 | | |
| | Charge | | | $TCO_2Eq$ | | 6.1 | 8.4 | | | 6.1 | 8.4 | | |
| Piping connections | Liquid | OD | | mm | | 9.52 | | | | | | | |
| | Gas | OD | | mm | | 15.9 | | | | | | | |
| | Piping length | OU - IU | Max. | m | | 50 | 75 | | | 50 | 75 | | |
| | | System | Equivalent | m | | 70 | 90 | | | 70 | 90 | | |
| | | | Chargeless | m | | 30 | | | | | | | |
| | Additional refrigerant charge | | | kg/m | | See installation manual | | | | | | | |
| | Level difference | IU - OU | Max. | m | | 30.0 | | | | | | | |
| | | IU - IU | Max. | m | | 0.5 | | | | | | | |
| Power supply | Phase / Frequency / Voltage | | | Hz / V | | 1~ / 50 / 220-240 | | | | 3N~ / 50 / 380-415 | | | |
| Current - 50Hz | Maximum fuse amps (MFA) | | | A | | - | | | | 16 | 25 | | |

(1) EER/COP according to Eurovent 2012, for use outside EU only (2) Nominal efficiency: cooling at 35°/27° nominal load, heating at 7°/20° nominal load

Seasonal Classic

# Floor standing unit

## For commercial spaces with high ceilings

› Combination with Seasonal Classic ensures good value for money for all types of commercial applications (see pg. 157)



FVQ71C



RZQSG100-125L3/9V1/L(8)Y1



BRC1E52A-B

| Efficiency data | | | FVQ + RZQSG | 71C + 71L3V1 | 100C + 100L9V1 | 125C + 125L9V1 | 140C + 140L9V1 | 100C + 100L8Y1 | 125C + 125L8Y1 | 140C + 140LY1 |
|---|---|---|---|---|---|---|---|---|---|---|
| Cooling capacity | Nom. | | kW | 6.8 | 9.5 | 12.0 | 13.4 | 9.5 | 12.0 | 13.4 |
| Heating capacity | Nom. | | kW | 7.5 | 10.8 | 13.5 | 15.5 | 10.8 | 13.5 | 15.5 |
| Power input | Cooling | Nom. | kW | 2.12 | 2.96 | 4.27 | 4.45 | 2.96 | 4.27 | 4.45 |
| | Heating | Nom. | kW | 2.08 | 2.99 | 3.96 | 4.54 | 2.99 | 3.96 | 4.54 |
| Seasonal efficiency (according to EN14825) | Cooling | Energy label | | A | | | - | A | | - |
| | | Pdesign | kW | 6.80 | 9.50 | 12.00 | - | 9.50 | 12.00 | - |
| | | SEER | | 5.50 | | | - | 5.50 | | - |
| | | Annual energy consumption | kWh | 433 | 605 | 764 | - | 605 | 764 | - |
| | Heating (Average climate) | Energy label | | A | A+ | A | - | A+ | A | - |
| | | Pdesign | kW | 6.33 | 7.60 | | - | 7.60 | | - |
| | | SCOP | | 3.86 | 4.01 | 3.85 | - | 4.01 | 3.85 | - |
| | | Annual energy consumption | kWh | 2,296 | 2,653 | 2,764 | - | 2,653 | 2,764 | - |
| Nominal efficiency | EER | | | 3.21 | | 2.81 | 3.01 | 3.21 | 2.81 | 3.01 |
| | COP | | | 3.61 | | 3.41 | | 3.61 | 3.41 | |
| | Annual energy consumption | | kWh | 1,060 | 1,480 | 2,135 | 2,225 | 1,480 | 2,135 | 2,225 |
| | Energy label | Cooling | | A | | | - | A | | - |
| | | Heating | | A | | B | - | A | B | - |

| Indoor unit | | | FVQ | 71C | 100C | 125C | 140C |
|---|---|---|---|---|---|---|---|
| Casing | Colour | | | Fresh White | | | |
| Dimensions | Unit | HeightxWidthxDepth | mm | 1,850x600x270 | 1,850x600x350 | | |
| Weight | Unit | | kg | 39 | 47 | | |
| Air filter | Type | | | Resin net with mold resistance | | | |
| Fan - Air flow rate | Cooling | High/Nom./Low | $m^3$/min | 18/16/14 | 28/25/22 | 28/26/24 | 30/28/26 |
| | Heating | High/Nom./Low | $m^3$/min | 18/16/14 | 28/25/22 | 28/26/24 | 30/28/26 |
| Sound power level | Cooling | | dBA | 55 | 62 | 63 | 65 |
| | Heating | | dBA | 55 | 62 | 63 | 65 |
| Sound pressure level | Cooling | High/Nom./Low | dBA | 43/41/38 | 50/47/44 | 51/48/46 | 53/51/48 |
| | Heating | High/Nom./Low | dBA | 43/41/38 | 50/47/44 | 51/48/46 | 53/51/48 |
| Power supply | Phase / Frequency / Voltage | | Hz / V | 1~ / 50/60 / 220-240/220 | | | |
| Control systems | Wired remote control | | | BRC1D52 / BRC1E52A/B | | | |

| Outdoor unit | | | | RZQSG | 71L3V1 | 100L9V1 | 125L9V1 | 140L9V1 | 100L8Y1 | 125L8Y1 | 140LY1 |
|---|---|---|---|---|---|---|---|---|---|---|---|
| Dimensions | Unit | HeightxWidthxDepth | | mm | 770x900x320 | 990x940x320 | | 1,430x940x320 | 990x940x320 | | 1,430x940x320 |
| Weight | Unit | | | kg | 67 | 77 | | 99 | 82 | | 101 |
| Sound power level | Cooling | | | dBA | 65 | 70 | | 69 | | 70 | 69 |
| Sound pressure level | Cooling | Nom./Silent operation | | dBA | 49/47 | 53/- | 54/- | 53/- | | 54/- | 53/- |
| | Heating | Nom. | | dBA | 51 | 57 | 58 | 54 | 57 | 58 | 54 |
| | Night quiet mode | Level 1 | | dBA | - | 49 | | | | | |
| Operation range | Cooling | Ambient | Min.~Max. | °CDB | -15~46 | | | | | | |
| | Heating | Ambient | Min.~Max. | °CWB | -15~15.5 | | | | | | |
| Refrigerant | Type/Charge/GWP | | | kg | R-410A / 2.75 / 2,087.5 | R-410A / 2.9 / 2,087.5 | | R-410A / 4 / 2,087.5 | R-410A / 2.9 / 2,087.5 | | R-410A / 4 / 2,087.5 |
| | Charge | | | $TCO_2Eq$ | 5.7 | 6.1 | | 8.4 | 6.1 | | 8.4 |
| Piping connections | Liquid | OD | | mm | 9.52 | | | | | | |
| | Gas | OD | | mm | 15.9 | | | | | | |
| | Piping length | OU - IU | Max. | m | 50 | | | | | | |
| | | System | Equivalent | m | 70 | | | | | | |
| | | | Chargeless | m | 30 | | | | | | |
| | Additional refrigerant charge | | | kg/m | See installation manual | | | | | | |
| | Level difference | IU - OU | Max. | m | 15 | 30.0 | | | | | |
| | | IU - IU | Max. | m | 0.5 | | | | | | |
| Power supply | Phase / Frequency / Voltage | | | Hz / V | 1~ / 50 / 220-240 | | | | 3N~ / 50 / 380-415 | | |
| Current - 50Hz | Maximum fuse amps (MFA) | | | A | 20 | - | | | 20 | | |

(1) EER/COP according to Eurovent 2012, for use outside EU only (2) Nominal efficiency: cooling at 35°/27° nominal load, heating at 7°/20° nominal load

# Concealed floor standing unit

## Designed to be concealed in walls

- Combination with split outdoor units is ideal for smaller applications such as retail or residential applications
- Ideal for installation in offices, hotels and residential applications
- Its low height enables the unit to fit perfectly beneath a window
- Blends unobtrusively with any interior décor: only the suction and discharge grilles are visible
- Requires very little installation space as the depth is only 200mm
- High ESP allows flexible installation



FNQ-A



RXS35L3



BRC1E52A-B,BRC4C65

| Efficiency data | | | FNQ + RXS | *25A + 25L3 | *35A + 35L3 | *50A + 50L | *60A + 60L |
|---|---|---|---|---|---|---|---|
| Cooling capacity | Nom. | | kW | 2.4 | 3.4 | 5.0 | 6.0 |
| Heating capacity | Nom. | | kW | 3.2 | 4.0 | 5.8 | 7.0 |
| Power input | Cooling | Nom. | kW | 0.65 | 1.06 | 1.65 | 2.06 |
| | Heating | Nom. | kW | 0.80 | 1.15 | 1.87 | 2.18 |
| Seasonal efficiency (according to EN14825) | Cooling | Energy label | | A+ | A | A+ | A |
| | | Pdesign | kW | 2.4 | 3.4 | 5.0 | 6.0 |
| | | SEER | | 5.63 | 5.21 | 5.72 | 5.51 |
| | | Annual energy consumption | kWh | 149 | 228 | 306 | 381 |
| | Heating (Average climate) | Energy label | | A+ | A | | |
| | | Pdesign | kW | 2.6 | 2.9 | 4.0 | 4.6 |
| | | SCOP | | 4.24 | 3.88 | 3.93 | 3.80 |
| | | Annual energy consumption | kWh | 858 | 1,047 | 1,425 | 1,693 |
| Nominal efficiency | EER | | | 3.69 | 3.21 | 3.03 | 2.91 |
| | COP | | | 4.00 | 3.48 | 3.10 | 3.21 |
| | Annual energy consumption | | kWh | 325 | 530 | 825 | 1,031 |
| | Energy label | Cooling | | A | | B | C |
| | | Heating | | A | B | D | C |

| Indoor unit | | | FNQ | *25A | *35A | *50A | *60A |
|---|---|---|---|---|---|---|---|
| Dimensions | Unit | HeightxWidthxDepth | mm | 620x760x200 | | 620x1,150x200 | |
| Weight | Unit | | kg | 21 | | 30 | |
| Fan - Air flow rate | Cooling | High/Low | $m^3$/min | 8.7/7.3 | | 16.0/13.5 | |
| Sound power level | Cooling | | dBA | - | | | |
| Power supply | Phase / Frequency / Voltage | | Hz / V | 1~ / 50 / 230 | | 1~ / 50 / 220-240 | |
| Control systems | Infrared remote control | | | BRC4C65 | | | |
| | Wired remote control | | | BRC1D52 / BRC1E52A/B | | | |

| Outdoor unit | | | | RXS | *25L3 | *35L3 | 50L | 60L |
|---|---|---|---|---|---|---|---|---|
| Dimensions | Unit | HeightxWidthxDepth | | mm | 550x765x285 | | 735x825x300 | |
| Weight | Unit | | | kg | 31.5 | | 47 | 48 |
| Sound power level | Cooling | | | dBA | 59 | 61 | 62 | |
| | Heating | | | dBA | 59 | 61 | 62 | |
| Sound pressure level | Cooling | High/Low | | dBA | -/- | | 48/44 | 49/46 |
| | Heating | High/Low | | dBA | -/- | | 48/45 | 49/46 |
| Operation range | Cooling | Ambient | Min.~Max. | °CDB | -10~46 | | -10~46 | |
| | Heating | Ambient | Min.~Max. | °CWB | -15~18 | | -15~18 | |
| Refrigerant | Type/Charge/GWP | | | kg | R-410A / - / 2,087.5 | | R-410A / 1.7 / 2,087.5 | R-410A / 1.5 / 2,087.5 |
| | Charge | | | $TCO_2Eq$ | - | | 3.5 | 3.1 |
| Piping connections | Liquid | OD | | mm | - | | 6.35 | |
| | Gas | OD | | mm | - | | 12.7 | |
| | Piping length | OU - IU | Max. | m | - | | 30 | |
| | Additional refrigerant charge | | | kg/m | - | | 0.020 (for piping length exceeding 10m) | |
| | Level difference | IU - OU | Max. | m | - | | 20.0 | |
| Power supply | Phase / Frequency / Voltage | | | Hz / V | 1~ / 50 / 220-240 | | 1~ / 50 / 220-230-240 | |
| Current - 50Hz | Maximum fuse amps (MFA) | | | A | - | | - | |

*Note: blue cells contain preliminary data

(1) EER/COP according to Eurovent 2012 for use outside EU only (2) Nominal efficiency: cooling at 35°/27° nominal load, heating at 7°/20° nominal load

Siesta

# 4-way blow ceiling mounted cassette

## For shops requiring basic solutions

- Ideal solution for shops, restaurants or offices requiring maximum floor space for furniture, decorations and fittings
- Air can be discharged in any of 4 directions
- Air filter removes airborne dust particles to ensure a steady supply of clean air
- Easy installation and maintenance
- Control several indoor units at the same time via the Siesta Sky Air group control (optional)
- Standard drain pump
- Fresh air intake integrated in the same system thus reducing installation cost as no additional ventilation is required



ACQ125D



AZQS140B8V1/BY1



ARCWLA

| Efficiency data | | | | ACQ + AZQS | 71C + 71B2V1 | 100C + 100B8V1 | 125C + 125B8V1 | 100C + 100BY1 | 125C + 125BY1 |
|---|---|---|---|---|---|---|---|---|---|
| Cooling capacity | Nom. | | | kW | - | - | - | - | - |
| Heating capacity | Nom. | | | kW | - | - | - | - | - |
| Power input | Cooling | Nom. | | kW | - | - | - | - | - |
| | Heating | Nom. | | kW | - | - | - | - | - |
| Seasonal efficiency (according to EN14825) | Cooling | Energy label | | | A+ | A | - | A | - |
| | | Pdesign | | kW | - | - | - | - | - |
| | | SEER | | | 5.7 | 5.5 | - | 5.5 | - |
| | | Annual energy consumption | | kWh | - | - | - | - | - |
| | Heating (Average climate) | Energy label | | | A+ | A | - | A | - |
| | | Pdesign | | kW | - | - | - | - | - |
| | | SCOP | | | 4 | 3.85 | - | 3.85 | - |
| | | Annual energy consumption | | kWh | - | - | - | - | - |
| Nominal efficiency | EER | | | | - | - | 3.1 | - | 3.1 |
| | COP | | | | - | - | 3.61 | - | 3.61 |
| | Annual energy consumption | | | kWh | - | - | - | - | - |
| | Energy label | Cooling | | | - | - | B | - | B |
| | | Heating | | | - | - | A | - | A |

| Indoor unit | | | | ACQ | 71C | 100C | 125C |
|---|---|---|---|---|---|---|---|
| Dimensions | Unit | HeightxWidthxDepth | | mm | 265x820x820 | 300x820x820 | |
| Weight | Unit | | | kg | 31 | 39 | |
| Decoration panel | Colour | | | | White | | |
| | Dimensions | HeightxWidthxDepth | | mm | 82x990x990 | | |
| | Weight | | | kg | 4 | | |
| Air filter | Type | | | | Removable / washable | | |
| Fan - Air flow rate | Cooling | High/Nom./Low/Silent operation | | $m^3$/min | 24.4/20.5/17.6/15.0 | 29.2/24.4/21.0/17.6 | 34.0/29.2/26.3/22.1 |
| | Heating | High/Nom./Low/Silent operation | | $m^3$/min | 24.4/20.5/17.6/15.0 | 29.2/24.4/21.0/17.6 | 34.0/29.2/26.3/22.1 |
| Sound power level | Cooling | | | dBA | 54 | 57 | 60 |
| | Heating | | | dBA | 54 | 56 | 60 |
| Sound pressure level | Cooling | High/Nom./Low/Silent operation | | dBA | 41/38/35/32 | 44/41/38/36 | 47/44/43/41 |
| | Heating | High/Nom./Low/Silent operation | | dBA | 41/38/35/32 | 44/41/38/36 | 47/44/43/41 |
| Power supply | Phase / Frequency / Voltage | | | Hz / V | 1~ / 50 / 220-240 | | |
| Control systems | Wired remote control | | | | ARCWB | | |

| Outdoor unit | | | | AZQS | 71B2V1 | 100B8V1 | 125B8V1 | 100BY1 | 125BY1 |
|---|---|---|---|---|---|---|---|---|---|
| Dimensions | Unit | HeightxWidthxDepth | | mm | 770x900x320 | 990x940x320 | | | |
| Weight | Unit | | | kg | 67 | 81 | | 82 | |
| Sound power level | Cooling | | | dBA | 65 | 70 | 71 | 70 | 71 |
| Sound pressure level | Cooling | Nom./Silent operation | | dBA | 48/43 | 53/- | 54/- | 53/- | 54/- |
| | Heating | Nom. | | dBA | 50 | 57 | 58 | 57 | 58 |
| | Night quiet mode | Level 1 | | dBA | - | 49 | | | |
| Operation range | Cooling | Ambient | Min.~Max. | °CDB | -5~46 | | | | |
| | Heating | Ambient | Min.~Max. | °CWB | -15~15.5 | | | | |
| Refrigerant | Type/Charge/GWP | | | kg | R-410A / 2.75 / 2,087.5 | R-410A / 2.9 / 2,087.5 | | | |
| | Charge | | | $TCO_2Eq$ | 5.7 | 6.1 | | | |
| Piping connections | Liquid | OD | | mm | 9.52 | | | | |
| | Gas | OD | | mm | 15.9 | | | | |
| | Piping length | OU - IU | Max. | m | 30 | 50 | | | |
| | | System | Equivalent | m | 40 | 70 | | | |
| | | | Chargeless | m | 30 | | | | |
| | Additional refrigerant charge | | | kg/m | See installation manual | | | | |
| | Level difference | IU - OU | Max. | m | 15.0 | 30.0 | | | |
| | | IU - IU | Max. | m | - | 0.5 | | | |
| Power supply | Phase / Frequency / Voltage | | | Hz / V | 1~ / 50 / 220-240 | | | 3N~ / 50 / 380-415 | |
| Current - 50Hz | Maximum fuse amps (MFA) | | | A | 20 | - | | | |

*Note: blue cells contain preliminary data

(1) EER/COP according to Eurovent 2012, for use outside EU only (2) Nominal efficiency: cooling at 35°/27° nominal load, heating at 7°/20° nominal load

Siesta

# Concealed ceiling unit

## Ideal for medium sized shops with false ceilings

- Ideal solution for shops requiring maximum floor space for furniture, decorations and fittings
- Discretely concealed in the ceiling: only the suction and discharge grilles are visible
- Air filter removes airborne dust particles to ensure a steady supply of clean air
- Easy installation and maintenance
- Double protection drainage system: best protection against possible water leakage



ABQ140C



AZQS140B8V1/BY1



ARCWB

| Efficiency data | | | | ABQ + AZQS | 71C + 71B2V1 | 100C + 100B8V1 | 125C + 125B8V1 | 140C + 140B8V1 | 100C + 100BY1 | 125C + 125BY1 | 140C + 140BY1 |
|---|---|---|---|---|---|---|---|---|---|---|---|
| Cooling capacity | Nom. | | | kW | 6.8 | 9.5 | 12.1 | 13.0 | 9.5 | 12.1 | 13.0 |
| Heating capacity | Nom. | | | kW | 7.5 | 10.8 | 13.5 | 15.5 | 10.8 | 13.5 | 15.5 |
| Power input | Cooling | Nom. | | kW | 2.33 | 3.63 | 4.31 | 4.32 | 3.63 | 4.31 | 4.32 |
| | Heating | Nom. | | kW | 2.13 | 3.16 | 3.96 | 4.55 | 3.16 | 3.96 | 4.55 |
| Seasonal efficiency (according to EN14825) | Cooling | Energy label | | | B | | - | | B | - | |
| | | Pdesign | | kW | 6.80 | 9.50 | - | | 9.50 | - | |
| | | SEER | | | 4.65 | | - | | 4.65 | - | |
| | | Annual energy consumption | | kWh | 512 | 716 | - | | 716 | - | |
| | Heating (Average climate) | Energy label | | | A | | - | | A | - | |
| | | Pdesign | | kW | 5.65 | 6.78 | - | | 6.78 | - | |
| | | SCOP | | | 3.80 | | - | | 3.80 | - | |
| | | Annual energy consumption | | kWh | 2,082 | 2,499 | - | | 2,498 | - | |
| Nominal efficiency | EER | | | | 2.91 | 2.62 | 2.81 | 3.01 | 2.62 | 2.81 | 3.01 |
| | COP | | | | 3.51 | 3.42 | 3.41 | | 3.42 | 3.41 | |
| | Annual energy consumption | | | kWh | 1,165 | 1,813 | 2,153 | 2,159 | 1,813 | 2,153 | 2,159 |
| | Energy label | Cooling | | | C | D | C | - | D | C | - |
| | | Heating | | | B | | | - | B | | - |

| Indoor unit | | | | ABQ | 71C | 100C | 125C | 140C |
|---|---|---|---|---|---|---|---|---|
| Dimensions | Unit | HeightxWidthxDepth | | mm | 285x600x1,007 | 378x541x1,045 | 378x541x1,299 | 378x541x1,499 |
| Weight | Unit | | | kg | 35 | 44 | 50 | 56 |
| Air filter | Type | | | | Saranet | | | |
| Fan - Air flow rate | Cooling | High/Nom./Low | | $m^3$/min | 18.3/16.8/15.4 | 22.7/20.5/18.3 | 40.5/37.4/34.8 | 48.7/43.9/37.9 |
| | Heating | High/Nom./Low | | $m^3$/min | 18.3/16.8/15.4 | 22.7/20.5/18.3 | 40.5/37.4/34.8 | 48.7/43.9/37.9 |
| Fan - External static pressure | High/Nom./Low/Maximum available/High | | | Pa | 90/77/64/- | 70/57/45/- | 150/128/111/- | 150/122/92/- |
| Sound power level | Cooling | | | dBA | 64 | 60 | - | |
| | Heating | | | dBA | 64 | 60 | - | |
| Sound pressure level | Cooling | High/Nom./Low | | dBA | -/-/- | 41/38/36 | 53/52/50 | 55/53/50 |
| | Heating | High/Nom./Low | | dBA | -/-/- | 41/38/36 | 53/52/50 | 55/53/50 |
| Power supply | Phase / Frequency / Voltage | | | Hz / V | 1~ / 50 / 220-240 | | | |

| Outdoor unit | | | | AZQS | 71B2V1 | 100B8V1 | 125B8V1 | 140B8V1 | 100BY1 | 125BY1 | 140BY1 |
|---|---|---|---|---|---|---|---|---|---|---|---|
| Dimensions | Unit | HeightxWidthxDepth | | mm | 770x900x320 | 990x940x320 | | 1,430x940x320 | 990x940x320 | | 1,430x940x320 |
| Weight | Unit | | | kg | 67 | 81 | | 102 | 82 | | 101 |
| Sound power level | Cooling | | | dBA | 65 | 70 | 71 | 70 | | 71 | 70 |
| Sound pressure level | Cooling | Nom./Silent operation | | dBA | 48/43 | 53/- | 54/- | 53/- | | 54/- | 53/- |
| | Heating | Nom. | | dBA | 50 | 57 | 58 | 54 | 57 | 58 | 54 |
| | Night quiet mode | Level 1 | | dBA | - | 49 | | | | | |
| Operation range | Cooling | Ambient | Min.~Max. | °CDB | -5~46 | | | | | | |
| | Heating | Ambient | Min.~Max. | °CWB | -15~15.5 | | | | | | |
| Refrigerant | Type/Charge/GWP | | | kg | R-410A/2.75/2,087.5 | R-410A / 2.9 / 2,087.5 | | R-410A / 4 / 2,087.5 | R-410A / 2.9 / 2,087.5 | | R-410A / 4 / 2,087.5 |
| | Charge | | | $TCO_2Eq$ | 5.7 | 6.1 | | 8.4 | 6.1 | | 8.4 |
| Piping connections | Liquid | OD | | mm | 9.52 | | | | | | |
| | Gas | OD | | mm | 15.9 | | | | | | |
| | Piping length | OU - IU | Max. | m | 30 | 50 | | | | | |
| | | System | Equivalent | m | 40 | 70 | | | | | |
| | | | Chargeless | m | 30 | | | | | | |
| | Additional refrigerant charge | | | kg/m | See installation manual | | | | | | |
| | Level difference | IU - OU | Max. | m | 15.0 | 30.0 | | | | | |
| | | IU - IU | Max. | m | - | 0.5 | | | | | |
| Power supply | Phase / Frequency / Voltage | | | Hz / V | 1~ / 50 / 220-240 | | | | 3N~ / 50 / 380-415 | | |
| Current - 50Hz | Maximum fuse amps (MFA) | | | A | 20 | - | | | | | |

(1) EER/COP according to Eurovent 2012, for use outside EU only (2) Nominal efficiency: cooling at 35°/27° nominal load, heating at 7°/20° nominal load

Siesta

# Ceiling suspended unit

## For wide rooms with no false ceilings nor free floor space

- Ideal solution for commercial spaces with no or narrow false ceilings
- Can easily be installed in both new and refurbishment projects
- Air filter removes airborne dust particles to ensure a steady supply of clean air
- Decrease of temperature variation by automatic fan speed selection or freely selectable 3-step fan speed.
- Easy installation and maintenance



AHQ71C



AZQS71B8V1



ARCWLA

| Efficiency data | | | | AHQ + AZQS | 71C + 71B2V1 | 100C + 100B8V1 | 125C + 125B8V1 | 140C + 140B8V1 | 100C + 100BY1 | 125C + 125BY1 | 140C + 140BY1 |
|---|---|---|---|---|---|---|---|---|---|---|---|
| Cooling capacity | Nom. | | | kW | 6.8 | 9.5 | 12.1 | 13.0 | 9.5 | 12.1 | 13.0 |
| Heating capacity | Nom. | | | kW | 7.5 | 10.8 | 13.5 | 15.5 | 10.8 | 13.5 | 15.5 |
| Power input | Cooling | Nom. | | kW | 2.24 | 3.62 | 4.60 | 4.32 | 3.62 | 4.60 | 4.32 |
| | Heating | Nom. | | kW | 2.46 | 3.17 | 3.74 | 4.55 | 3.17 | 3.74 | 4.55 |
| Seasonal efficiency (according to EN14825) | Cooling | Energy label | | | B | | - | | B | - | |
| | | Pdesign | | kW | 6.80 | 9.50 | - | | 9.50 | - | |
| | | SEER | | | 4.65 | 4.60 | - | | 4.60 | - | |
| | | Annual energy consumption | | kWh | 511.85 | 723 | - | | 723 | - | |
| | Heating (Average climate) | Energy label | | | A | | - | | A | - | |
| | | Pdesign | | kW | 6.33 | 7.60 | - | | 7.60 | - | |
| | | SCOP | | | 3.80 | | - | | 3.80 | - | |
| | | Annual energy consumption | | kWh | 2,332.26 | 2,800 | - | | 2,800 | - | |
| Nominal efficiency | EER | | | | 3.03 | 2.62 | 2.63 | 3.01 | 2.62 | 2.63 | 3.01 |
| | COP | | | | 3.05 | 3.41 | 3.61 | 3.41 | | 3.61 | 3.41 |
| | Annual energy consumption | | | kWh | 1,120 | 1,810 | 2,300 | 2,159 | 1,810 | 2,300 | 2,159 |
| | Energy label | Cooling | | | B | D | | - | D | | - |
| | | Heating | | | D | B | A | - | B | A | - |

| Indoor unit | | | | AHQ | 71C | 100C | 125C | 140C |
|---|---|---|---|---|---|---|---|---|
| Casing | Colour | | | | White | | | |
| Dimensions | Unit | HeightxWidthxDepth | | mm | 260x1,320x634 | 260x1,538x634 | 260x1,786x634 | 285x1,902x680 |
| Weight | Unit | | | kg | 38 | 45 | 54 | 70 |
| Air filter | Type | | | | Removable / washable | | | |
| Fan - Air flow rate | Cooling | High/Nom./Low | | $m^3$/min | 23.8/21.3/18.9 | 31.1/27.8/24.8 | 34.4/30.6/27.2 | 43.9/39.1/28.3 |
| | Heating | High/Nom./Low | | $m^3$/min | 23.8/21.3/18.9 | 31.1/27.8/24.8 | 34.4/30.6/27.2 | 43.9/39.1/28.3 |
| Fan - External static pressure | High/Nom./Low | | | Pa | 0/0/0 | | | |
| Sound power level | Cooling | | | dBA | 59 | 64 | 69 | 70 |
| | Heating | | | dBA | 62 | 64 | 69 | 70 |
| Sound pressure level | Cooling | High/Nom./Low | | dBA | 49/48/46 | 52/47/46 | 52/50/49 | 56/53/46 |
| | Heating | High/Nom./Low | | dBA | 49/48/46 | 52/47/46 | 52/50/49 | 56/53/46 |
| Power supply | Phase / Frequency / Voltage | | | Hz / V | 1~ / 50 / 220-240 | | | |
| Control systems | Wired remote control | | | | ARCWB | | | |

| Outdoor unit | | | | AZQS | 71B2V1 | 100B8V1 | 125B8V1 | 140B8V1 | 100BY1 | 125BY1 | 140BY1 |
|---|---|---|---|---|---|---|---|---|---|---|---|
| Dimensions | Unit | HeightxWidthxDepth | | mm | 770x900x320 | 990x940x320 | | 1,430x940x320 | 990x940x320 | | 1,430x940x320 |
| Weight | Unit | | | kg | 67 | 81 | | 102 | 82 | | 101 |
| Sound power level | Cooling | | | dBA | 65 | 70 | 71 | 70 | | 71 | 70 |
| Sound pressure level | Cooling | Nom./Silent operation | | dBA | 48/43 | 53/- | 54/- | 53/- | | 54/- | 53/- |
| | Heating | Nom. | | dBA | 50 | 57 | 58 | 54 | 57 | 58 | 54 |
| | Night quiet mode | Level 1 | | dBA | - | 49 | | | | | |
| Operation range | Cooling | Ambient | Min.~Max. | °CDB | -5~46 | | | | | | |
| | Heating | Ambient | Min.~Max. | °CWB | -15~15.5 | | | | | | |
| Refrigerant | Type/Charge/GWP | | | kg | R-410A/2.75/2,087.5 | R-410A / 2.9 / 2,087.5 | | R-410A / 4 / 2,087.5 | R-410A / 2.9 / 2,087.5 | | R-410A / 4 / 2,087.5 |
| | Charge | | | $TCO_2Eq$ | 5.7 | 6.1 | | 8.4 | 6.1 | | 8.4 |
| Piping connections | Liquid | OD | | mm | 9.52 | | | | | | |
| | Gas | OD | | mm | 15.9 | | | | | | |
| | Piping length | OU - IU | Max. | m | 30 | 50 | | | | | |
| | | System | Equivalent | m | 40 | 70 | | | | | |
| | | | Chargeless | m | 30 | | | | | | |
| | Additional refrigerant charge | | | kg/m | See installation manual | | | | | | |
| | Level difference | IU - OU | Max. | m | 15.0 | 30.0 | | | | | |
| | | IU - IU | Max. | m | - | 0.5 | | | | | |
| Power supply | Phase / Frequency / Voltage | | | Hz / V | 1~ / 50 / 220-240 | | | 3N~ / 50 / 380-415 | | | |
| Current - 50Hz | Maximum fuse amps (MFA) | | | A | 20 | - | | | | | |

(1) EER/COP according to Eurovent 2012, for use outside EU only (2) Nominal efficiency: cooling at 35°/27° nominal load, heating at 7°/20° nominal load

# Twin, triple and double twin applications



## The benefits

**Air conditioning in long or irregularly shaped rooms**
A twin/triple/double twin application allows up to 4 indoor units to operate in L-shaped, U-shaped or long rooms powered by a single outdoor unit.
All indoor units are controlled at the same time.

**The widest choice**
Different types of indoor units - wall mounted, concealed celling, cassettes etc - can be selected for twin/triple/double twin application

**Ideal comfort in every part of the room**
Delivery of optimal efficiency and conform in each part of a long or irregularly shaped room.



### Benefits for the installer

› Less piping required as all indoor units can be connected to one single outdoor unit

### Benefits for the consultant

› Ideal solution for long or irregularly shaped rooms
› Up to 4 indoor units can be connected to a single outdoor unit
› The air flow is evenly spread into the area as smaller indoor units are installed on different locations in the room

### Benefits for the end user

› All indoor units are controlled at the same time and via 1 single wired remote controller
› Only 1 outdoor unit standing on a roof, terrace or against an outside wall to control up to 4 indoor units
› Same comfortable feeling through the entire room

Seasonal Classic



Seasonal Smart



Super Inverter



Seasonal Smart

# Pair, Twin, Triple, double twin

## Industry leading technology for commercial applications and even for technical rooms

› Top efficiency:
- compressor that offers substantial efficiency improvements
- control logic that optimises efficiency at the most frequently encountered operating conditions and that optimises the auxiliary modes (when the unit is not active)
- heat exchangers that optimise the refrigerant flow at the most frequent operating conditions (temperature and load)
- via improved nominal performances

› The perfect balance in efficiency and comfort thanks to Variable Refrigerant Temperature: top seasonal efficiency throughout most of the year and quick reaction speed on the hottest days.

Variable Refrigerant Temperature

› Suits computer room applications (EDP)
› Re-use of existing R-22 or R-407C technology

› Extended operation range down to -20°C in heating
› With gas cooled PCB reliable cooling is guaranteed as it is not influenced by ambient temperature.
› Maximum piping length up to 75m, minimum piping length is 5m.



RZQG140L9V1/L(8)Y1

› Daikin outdoor units are neat, sturdy and can easily be mounted on a roof or terrace or simply placed against an outside wall
› Units optimised for seasonal efficiency give an indication on how efficient an air conditioner operates over an entire heating or cooling season.
› Compatibility with D-BACS

| | | FCQHG-F | FCQG-F | | | | FFQ-C | | | FDXS-F (9) | | | FBQ-D | | | | FHQ-C | | | | FAQ-C | FUQ-C | FNQ-A | | |
|---|---|---|---|---|---|---|---|---|---|---|---|---|---|---|---|---|---|---|---|---|---|---|---|---|---|
| capacity class | | 71 | 35 | 50 | 60 | 71 | 35 | 50 | 60 | 35 | 50 | 60 | 35 | 50 | 60 | 71 | 35 | 50 | 60 | 71 | 71 | 71 | 35 | 50 | 60 |
| RZQG71L9V1 | RZQG71L8Y1 | | 2 | | | | 2 | | | 2 | | | 2 | | | | 2 | | | | | | 2 | | |
| RZQG100L9V1 | RZQG100L8Y1 | | 3 | 2 | | | 3 | 2 | | 3 | 2 | | 3 | 2 | | | 3 | 2 | | | | | 3 | 2 | |
| RZQG125L9V1 | RZQG125L8Y1 | | 4 | 3 | 2 | | 4 | 3 | 2 | 4 | 3 | 2 | 4 | 3 | 2 | | 4 | 3 | 2 | | | | 4 | 3 | 2 |
| RZQG140L9V1 | RZQG140LY1 | 2 | 4 | 3 | | 2 | 4 | 3 | | 4 | 3 | | 4 | 3 | | 2 | 4 | 3 | | 2 | 2 | 2 | 4 | 3 | |

| Outdoor unit | | | | RZQG | 71L9V1 | 100L9V1 | 125L9V1 | 140L9V1 | 71L8Y1 | 100L8Y1 | 125L8Y1 | 140LY1 |
|---|---|---|---|---|---|---|---|---|---|---|---|---|
| Dimensions | Unit | HeightxWidthxDepth | | mm | 990x940x320 | 1,430x940x320 | | | 990x940x320 | 1,430x940x320 | | |
| Weight | Unit | | | kg | 77 | 99 | | | 80 | 101 | | |
| Sound power level | Cooling | | | dBA | 64 | 66 | 67 | 69 | 64 | 66 | 67 | 69 |
| Sound pressure level | Cooling | Nom. | | dBA | 48 | 50 | 51 | 52 | 48 | 50 | 51 | 52 |
| | Heating | Nom. | | dBA | 50 | 52 | 53 | | 50 | 52 | 53 | |
| | Night quiet mode | Level 1 | | dBA | 43 | 45 | | | 43 | 45 | | |
| Operation range | Cooling | Ambient | Min.~Max. | °CDB | -15~50 | | | | | | | |
| | Heating | Ambient | Min.~Max. | °CWB | -20~15.5 | | | | | | | |
| Refrigerant | Type/Charge/GWP | | | kg | R-410A / 2.9 / 2,087.5 | R-410A / 4 / 2,087.5 | | | R-410A / 2.9 / 2,087.5 | R-410A / 4 / 2,087.5 | | |
| | Charge | | | $TCO_2Eq$ | 6.1 | 8.4 | | | 6.1 | 8.4 | | |
| Piping connections | Liquid | OD | | mm | 9.52 | | | | | | | |
| | Gas | OD | | mm | 15.9 | | | | | | | |
| | Piping length | OU - IU | Max. | m | 50 | 75 | | | 50 | 75 | | |
| | | System | Equivalent | m | 70 | 90 | | | 70 | 90 | | |
| | | | Chargeless | m | 30 | | | | | | | |
| | Additional refrigerant charge | | | kg/m | See installation manual | | | | | | | |
| | Level difference | IU - OU | Max. | m | 30.0 | | | | | | | |
| | | IU - IU | Max. | m | 0.5 | | | | | | | |
| Power supply | Phase / Frequency / Voltage | | | Hz / V | 1~ / 50 / 220-240 | | | | 3N~ / 50 / 380-415 | | | |
| Current - 50Hz | Maximum fuse amps (MFA) | | | A | - | | | | 16 | 25 | | |

Seasonal Classic

# Pair, Twin, Triple, double twin

## Technology and comfort combined for commercial applications

› Top efficiency:
- compressor that offers substantial efficiency improvements
- control logic that optimises efficiency at the most frequently encountered operating conditions and that optimises the auxiliary modes (when the unit is not active)
- heat exchangers that optimise the refrigerant flow at the most frequent operating conditions (temperature and load)
- via improved nominal performances

› Re-use of existing R-22 or R-407C technology

› Guarantees operation in heating mode down to -15°C
› With gas cooled PCB reliable cooling is guaranteed as it is not influenced by ambient temperature.
› Maximum piping length up to 50m, minimum piping length is 5m.
› Daikin outdoor units are neat, sturdy and can easily be mounted on a roof or terrace or simply placed against an outside wall
› Units optimised for seasonal efficiency give an indication on how efficient an air conditioner operates over an entire heating or cooling season.
› Compatibility with D-BACS



RZQSG100-125L3/9V1/L(8)Y1

| | | FCQHG-F | FCQG-F | | | | FFQ-C | | | FDXS-F(9) | | | FBQ-D | | | | FHQ-C | | | | FAQ-C | FNQ-A | | |
|---|---|---|---|---|---|---|---|---|---|---|---|---|---|---|---|---|---|---|---|---|---|---|---|---|
| capacity class | | 71 | 35 | 50 | 60 | 71 | 35 | 50 | 60 | 35 | 50 | 60 | 35 | 50 | 60 | 71 | 35 | 50 | 60 | 71 | 71 | 35 | 50 | 60 |
| RZQSG71L3V1 | | | 2 | | | | 2 | | | 2 | | | 2 | | | | 2 | | | | | 2 | | |
| RZQSG100L9V1 | RZQSG100L8Y1 | | 3 | 2 | | | 3 | 2 | | 3 | 2 | | 3 | 2 | | | 3 | 2 | | | | 3 | 2 | |
| RZQSG125L9V1 | RZQSG125L8Y1 | | 4 | 3 | 2 | | 4 | 3 | 2 | 4 | 3 | 2 | 4 | 3 | 2 | | 4 | 3 | 2 | | | 4 | 3 | 2 |
| RZQSG140L9V1 | RZQSG140LY1 | 2 | 4 | 3 | | 2 | 4 | 3 | | 4 | 3 | | 4 | 3 | | 2 | 4 | 3 | | 2 | 2 | 4 | 3 | |

| Outdoor unit | | | | RZQSG | 71L3V1 | 100L9V1 | 125L9V1 | 140L9V1 | 100L8Y1 | 125L8Y1 | 140LY1 |
|---|---|---|---|---|---|---|---|---|---|---|---|
| Dimensions | Unit | HeightxWidthxDepth | | mm | 770x900x320 | 990x940x320 | | 1,430x940x320 | 990x940x320 | | 1,430x940x320 |
| Weight | Unit | | | kg | 67 | 77 | | 99 | 82 | | 101 |
| Sound power level | Cooling | | | dBA | 65 | 70 | | 69 | 69 | 70 | 69 |
| Sound pressure level | Cooling | Nom./Silent operation | | dBA | 49/47 | 53/- | 54/- | 53/- | 53 | 54 | 53 |
| | Heating | Nom. | | dBA | 51 | 57 | 58 | 54 | 57 | 58 | 54 |
| | Night quiet mode | Level 1 | | dBA | - | 49 | | | 49 | | |
| Operation range | Cooling | Ambient | Min.~Max. | °CDB | -15~46 | | | | | | |
| | Heating | Ambient | Min.~Max. | °CWB | -15~15.5 | | | | | | |
| Refrigerant | Type/Charge/GWP | | | kg | R-410A / 2.75 / 2,087.5 | R-410A / 2.9 / 2,087.5 | | R-410A / 4 / 2,087.5 | R-410A / 2.9 / 2,087.5 | | R-410A / 4 / 2,087.5 |
| | Charge | | | $TCO_2Eq$ | 5.7 | 6.1 | | 8.4 | 6.1 | | 8.4 |
| Piping connections | Liquid | OD | | mm | 9.52 | | | | | | |
| | Gas | OD | | mm | 15.9 | | | | | | |
| | Piping length | OU - IU | Max. | m | 50 | | | | | | |
| | | System | Equivalent | m | 70 | | | | | | |
| | | | Chargeless | m | 30 | | | | | | |
| | Additional refrigerant charge | | | kg/m | See installation manual | | | | | | |
| | Level difference | IU - OU | Max. | m | 15 | 30.0 | | | | | |
| | | IU - IU | Max. | m | 0.5 | | | | | | |
| Power supply | Phase / Frequency / Voltage | | | Hz / V | 1~ / 50 / 220-240 | | | | 3N~ / 50 / 380-415 | | |
| Current - 50Hz | Maximum fuse amps (MFA) | | | A | 20 | - | | | 20 | | |

# Pair, Twin, Triple, double twin

## Packaged system for commercial applications

› Re-use of existing R-22 or R-407C technology

› Guarantees operation in heating mode down to -15°C
› Standard night quiet mode
› Maximum piping length up to 100m
› Maximum installation height difference up to 30m



RZQ200-250C

| | FCQG-F | | | | | FFQ-C | | FDXS-F(9) | | FBQ-D | | | | | FHQ-C | | | | | FUQ-C | | | FAQ-C | | FDQ-C | FNQ-A | |
|---|---|---|---|---|---|---|---|---|---|---|---|---|---|---|---|---|---|---|---|---|---|---|---|---|---|---|---|
| capacity class | 50 | 60 | 71 | 100 | 125 | 50 | 60 | 50 | 60 | 50 | 60 | 71 | 100 | 125 | 50 | 60 | 71 | 100 | 125 | 71 | 100 | 125 | 71 | 100 | 125 | 50 | 60 |
| RZQ200C | 4 | 3 | 3 | 2 | | 4 | 3 | 4 | 3 | 4 | 3 | 3 | 2 | | 4 | 3 | 3 | 2 | | 3 | 2 | | 3 | 2 | | 4 | 3 |
| RZQ250C | | 4 | | | 2 | | 4 | | 4 | | 4 | | | 4 | | 2 | | | 2 | | | 2 | | | 2 | | 4 |

| **Outdoor unit** | | | | **RZQ** | **200C** | **250C** |
|---|---|---|---|---|---|---|
| Dimensions | Unit | HeightxWidthxDepth | | mm | 1,680x930x765 | |
| Weight | Unit | | | kg | 183 | 184 |
| Sound power level | Cooling | | | dBA | 78 | |
| | Heating | | | dBA | 78 | |
| Sound pressure level | Nom. | | | dBA | 57 | |
| Operation range | Cooling | Ambient | Min.~Max. | °CDB | -5.0~46.0 | |
| | Heating | Ambient | Min.~Max. | °CWB | -15.0~15.0 | |
| Refrigerant | Type/Charge/GWP | | | kg | R-410A / 8.3 / 2,087.5 | R-410A / 9.3 / 2,087.5 |
| | Charge | | | $TCO_2Eq$ | 17.3 | 19.4 |
| Piping connections | Piping length | OU - IU | Max. | m | 100 | |
| | Level difference | IU - OU | Max. | m | - | |
| Power supply | Phase / Frequency / Voltage | | | Hz / V | 3N~ / 50 / 380-415 | |
| Current - 50Hz | Maximum fuse amps (MFA) | | | A | 20 | |

# Rooftop

- Easy to install 'plug and play' concept plus single installation configuration; no additional piping is required since indoor and outdoor sides are pre-connected
- High efficiency and reliable scroll compressor
- Wide operating range
- Flat top unit design allows maximum use of warehouse and container space
- Free cooling and fresh air intake possible with optional economiser
- Convertible return and supply air: fan can be mounted in two directions
- Factory pre-charged refrigerant ensures clean and efficient operation
- Belt driven fan enables air volume and static pressure to be adjusted as required.
- Adjustable fan pulley as standard to meet a wide range of supply air volumes and external static pressures
- Anti-corrosion treated coil



UATYQ-CY1



Remote control

| Indoor unit | | | | | UATYQ | 250CY1 | 350CY1 | 450CY1 | 550CY1 | 600CY1 | 700CY1 |
|---|---|---|---|---|---|---|---|---|---|---|---|
| Cooling capacity | Nom. | | | | kW | 27.340 | 35.580 | 44.720 | 55,690.000 | 66.820 | 72.600 |
| Heating capacity | Nom. | | | | kW | 24.910 | 34.790 | 41.790 | 53.930 | 61.690 | 69.610 |
| Power input | Cooling | Nom. | | | kW | 8.140 | 10.780 | 13.040 | 16.740 | 19.650 | 21.610 |
| | Heating | Nom. | | | kW | 7.330 | 10.840 | 12.860 | 15.540 | 18.580 | 21.420 |
| EER | | | | | | 3.36 | 3.30 | 3.43 | 3.33 | 3.40 | 3.36 |
| COP | | | | | | 3.40 | 3.21 | 3.25 | 3.47 | 3.32 | 3.25 |
| Evaporator | Air flow rate | Cooling | | | $m^3$/min | 93.6 | 121.8 | 160.2 | 189.6 | 206.7 | 235.02 |
| | External static pressure | | | | Pa | | 147 | | | 206 | |
| Evaporator piping connections | Condensation drain size | OD | | | mm | | | 25.4 | | | |
| Condenser | Dimensions | Unit | Height | | mm | 1,150 | 1,028 | 1,130 | 1,048 | 1,302 | 1,454 |
| | | | Width | | mm | 1,638 | | | 2,209 | | |
| | | | Depth | | mm | 2,063 | | 2,113 | | 2,670 | |
| | Weight | Unit | | | kg | 445 | 580 | 610 | 830 | 880 | 1,020 |
| | Casing | Colour | | | | | | Light grey | | | |
| | Air flow rate | Cooling | | | cfm | 8,230 | 12,000 | 12,100 | 12,900 | 20,200 | 21,200 |
| | Operation range | Cooling | Min.~Max. | | °CDB | | | 0~52 | | | |
| | | Heating | Min.~Max. | | °CWB | | | -15~18 | | | |
| | Sound pressure level | Nom. | | | dBA | 68 | 64 | 65 | 68 | 70 | |
| | Sound power level | Nom. | | | dBA | 82 | | 83 | 87 | 90 | |
| | Refrigerant | Type / GWP | | | | | | R-410A / 2,087.5 | | | |
| | | Charge | | | kg | 6.1 | 5.8 | 7.2 | 8.7 | 10.4 | 11.6 |
| | | Charge | | | $TCO_2Eq$ | 12.7 | 12.1 | 15.0 | 18.2 | 21.7 | 24.2 |
| Power supply | Phase/Frequency/Voltage | | | | Hz/V | | | 3~/50/380-415 | | | |

## Economiser option

| Indoor unit | | | | ECONO | 250AY1 | 350AY1 | 450AY1 | 550AY1 | 600AY1 | 700AY1 |
|---|---|---|---|---|---|---|---|---|---|---|
| Dimensions | Packed unit | Height | | mm | | | 534 | | | |
| | | Width | | mm | 1,440 | | 1,430 | | 1,458 | |
| | | Depth | | mm | 1,144 | | 1,124 | | 1,564 | |
| Weight | Unit | | | kg | 51 | 42 | 43 | 53 | 54 | 69 |
| Packing | Weight | | | kg | 152 | 140 | 141 | 165 | 166 | 181 |
| Fan | Air flow rate | Cooling | Nom. | l/s | 1,560 | 2,030 | 2,670 | 3,160 | 3,445 | 3,917 |
| | | | | cfm | 3,300 | 4,300 | 5,650 | 6,700 | 7,300 | 8,300 |
| Power supply | Voltage | | | V | | | 24 DC | | | |
| Option for | | | | | UATYQ250CY1 | UATYQ350CY1 | UATYQ450CY1 | UATYQ550CY1 | UATYQ600CY1 | UATYQ700CY1 |
| Test Standard | | | | | | | ISO 13253 | | | |

# Rooftop

- Easy to install 'plug and play' concept plus single installation configuration; no additional piping is required since indoor and outdoor sides are pre-connected
- Factory pre-charged refrigerant ensures clean and efficient operation
- Belt driven fan enables air volume and static pressure to be adjusted as required.
- Flat top unit design allows maximum use of warehouse and container space
- High efficiency and reliable scroll compressor
- Anti-corrosion treated coil



UATYP-AY1(B)



Remote control

| Outdoor unit | | | | | UATYP | 850AY1B | 10AY1 | 12AY1 |
|---|---|---|---|---|---|---|---|---|
| Cooling capacity | Nom. | | | | kW | 78.6 | 101.110 | 109.609 |
| Heating capacity | Nom. | | | | kW | 87.78 | 102.290 | 126.314 |
| Power input | Cooling | Nom. | | | kW | 36.10 | 43.170 | 48.200 |
| | Heating | Nom. | | | kW | 32.10 | 41.670 | 46.800 |
| EER | | | | | | 2.18 | 2.34 | 2.27 |
| COP | | | | | | 2.73 | 2.45 | 2.70 |
| Evaporator | Air flow rate | Cooling | | | $m^3$/min | 263.33 | 312 | 354 |
| | External static pressure | | | | Pa | 294 | | |
| Evaporator piping connections | Condensation drain size | OD | | | mm | 25.40 | | |
| Condenser | Dimensions | Unit | Height | | mm | 1,735 | 1,974 | |
| | | | Width | | mm | 2,250 | 2,252 | |
| | | | Depth | | mm | 2,800 | 3,180 | |
| | Weight | Unit | | | kg | 1,350 | 1,510 | 1,600 |
| | Casing | Colour | | | | Light grey | | |
| | | Material | | | | - | Electro-galvanised mild steel | |
| | Air flow rate | Cooling | | | cfm | - | 20,000 | |
| | Operation range | Cooling | Min.~Max. | | °CDB | 20~46 | | |
| | | Heating | Min.~Max. | | °CWB | -15~20 | | |
| | Sound power level | Nom. | | | dBA | - | | |
| | Refrigerant | Type / GWP | | | | R-407C / 1,773.9 | R-407C / 1,773.9 | R-407C / 1,773.9 |
| | | Charge | | | kg | 9.6 | 13.5 | 20.0 |
| | | Charge | | | $TCO_2Eq$ | 17.0 | 23.9 | 35.5 |
| Power supply | Phase/Frequency/Voltage | | | | Hz/V | 3N~/50/380-415 | 3~/50/380-415 | |




# VRV the solution for the commercial sector

Daikin's VRV technology leads the way in customisation to match individual commercial building requirements in comfort and energy efficiency. Flexible to cover all applications and climate conditions, VRV has the unique products that make the difference for you and your customers.

# VRV

## Medium to large commercial applications


Why choose Daikin VRV? 202

Total solution concept 210

VRV outdoor - products overview 214

VRV indoor - products overview 234

VRV indoor - benefits overview 236


### VRV outdoor units


Heat recovery

NEW REYQ-T 216

Heat pump

RYYQ-T / RXYQ-T 218
RXYSQ-P8V1/P8Y1 221
RTSYQ-PA 222
RXYCQ-A 223

Replacement VRV

RQCEQ-P 226
RXYQQ-T / RQYQ-P 227

Water-cooled VRV

RWEYQ-T 229

Branch selector (BS box)

BS1Q-A 230
BS-Q14A 230
BSVQ-P9B 231
BSV4/6Q-PV 231


### VRV indoor units


Ceiling mounted cassette units

FXFQ-A 238
FXZQ-A 240
FXCQ-A 242
FXKQ-MA 243

Concealed ceiling units

FXDQ-M9 244
FXDQ-A 245
NEW FXSQ-A 246
FXMQ-P7 / FXMQ-MA 247

Wall mounted unit

FXAQ-P 249

Ceiling suspended units

FXHQ-A 250
FXUQ-A 251

Floor standing units

NEW FXNQ-A 252
FXLQ-P 253

Hot water

HXY-A 254
HXHD-A 255
Accessories for hot water 256



For more information on Options & Accessories, please refer to page 448 of this catalogue.

# VRV IV sets the standard … again




## Why choose VRV?

- Over 90 years of expertise in heat pumps
- Inventor and market leader of VRV systems since 1982
- Designed for and produced in Europe
- Unique outdoor unit range covering all applications and climate conditions
- Unique products that make the difference:
  - VRV IV with Variable Refrigerant Temperature and continuous heating
  - Round flow cassette
  - Fully flat cassette
  - 15 class units
  - Daikin Emura
  - 4-way blow ceiling suspended cassette
  - high temperature hot water hydrobox
  - plug&play AHU connection, …

The VRV air conditioning system is the world's first individual air conditioning system with variable refrigerant flow control and was commercialised by Daikin in 1982.
VRV is the trademark of Dakin Industries Ltd, which is derived from the technology we call "variable refrigerant volume".



## VRV IV standards

› **Variable refrigerant temperature**
. Customize your VRV for best seasonal efficiency & comfort
. Up to 28% higher seasonal efficiency (ESEER)
. First weather dependent VRV
. No more cold draft by supply of high outblow temperatures

› **Continuous comfort**
. Makes VRV IV the best alternative to traditional heating systems

› **VRV configurator**
. software for the fastest and most accurate commissioning, configuration and customisation

› **Total solution**
. one supplier for heating, cooling, ventilation, hot water, Biddle air curtains and control
. combine both residential and VRV indoor units

› **Free combination of outdoor units to meet installation space or efficiency requirements**

› **Outdoor unit display for quick on-site settings**

Variable Refrigerant Temperature

Heat pump
Heat recovery
Replacement
Water cooled



## Benefits for the consultant

Daikin's VRV IV technology leads the way in customisation to match individual building requirements in comfort and energy, facilitating reduced capital and running costs

› Ecological design
› Ideal for reaching top BREEAM/EPDB levels
› No more cold draughts with higher evaporation temperatures up to 11 or 16°C, making VRV IV an ideal alternative to water-based systems
› Unique specification for monovalent heating

## Benefits for the installer

Daikin VRV IV sets the standard with latest technology and time saving commissioning & servicing

› Simplified and time saving commissioning with VRV configurator
› Remote refrigerant containment check
› One supplier = one point of contact
› Many options to meet customer requirements

## Benefits for the owner

VRV IV is the ultimate in customised comfort and intelligent control tailored to your individual needs and to maximise energy efficiency

› Annual cost savings up to 28% (compared with VRV III)
› No more cold draughts with variable refrigerant temperature
› Single point of contact for the design and maintenance of your climate control system
› Integrated system allows maximum energy efficiency for the end user
› Multiple systems can be managed in exactly the same way for key accounts

# NEW VRV IV heat recovery technologies

## Improved efficiency

› In heat recovery operation VRV IV is up to 15% more efficient than VRV III
› Overall efficiency is increased with up to 28% thanks to Variable Refrigerant Temperature
› Heat can be re-used to create hot water 'for free'

## Maximum comfort

A VRV heat recovery system allows simultaneous cooling
and heating.
› For hotel owners it means a perfect environment for guests as they can freely choose between cooling or heating.
› For offices it means a perfect working climate both for tenants facing south and north.

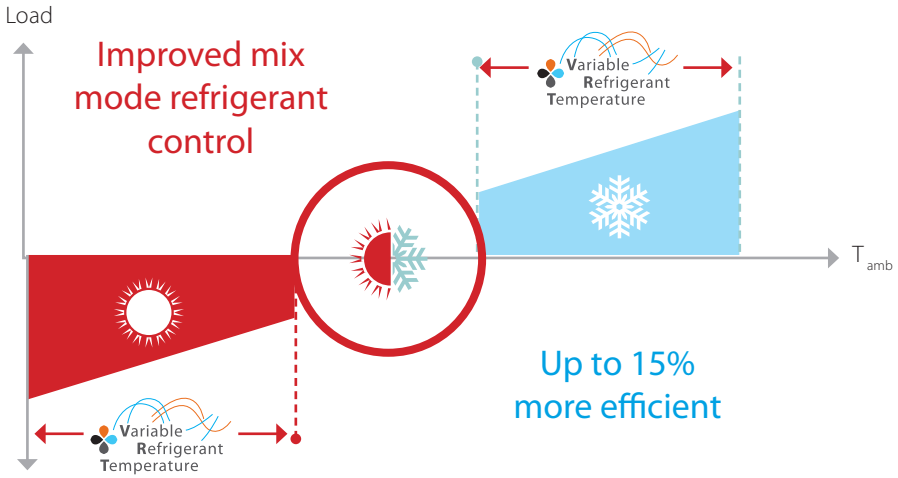







HXY-A



HXHD-A

## Advantages of 3-pipe technology

**More free heat**

Daikin 3-pipe technology needs less energy to recover heat, meaning significant better efficiency during heat recovery mode. Our system can recover the heat at low condensing temperature because it has dedicated gas, liquid and discharge pipes.

In a 2-pipe system gas and liquid travel as a mixture so the condensing temperature needs to be higher in order to separate the mixed gas and liquid refrigerant. The higher condensing temperature means more energy is used to recover heat resulting in lower efficiency.

*only for heat pump series

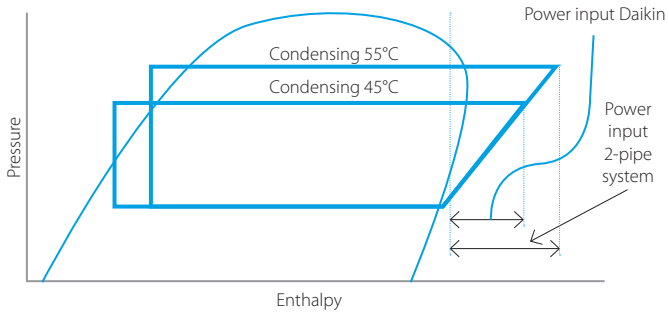


**More efficient due to lower pressure drop**

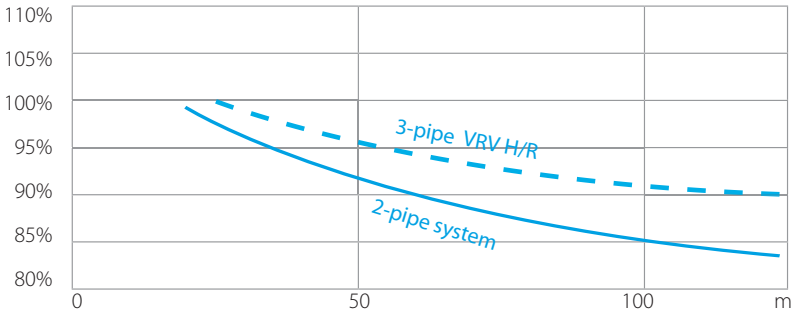


Smooth refrigerant flow in 3-pipe system thanks to 2 smaller gas pipes leading to higher energy efficiency

Disturbed refrigerant flow in large gas pipe on 2-pipe system leading to bigger pressure drop

## Maximum design flexibility and installation speed

- Unique range of single and multi BS boxes for flexible and fast design
- Major reduction in installation time thanks to wide range, compact size and light weight multi BS boxes

**Single port**



BS1Q10,16,25A

**Multi port: 4 – 6 – 8 – 10 – 12 – 16**



BS4Q14A



BS6,8Q14A



BS10,12Q14A



BS16Q14A

# But VRV is more…
# standard VRV features

## Low running costs

› Precise zone control and inverter technology
› Up to 50% savings with intelligent sensors and auto cleaning cassette
› Running costs of a water-based fan coil unit can be 40 to 72% higher compared to a VRV heat recovery system

## Great design flexibility

› Long refrigerant piping
› Compact units require up to 29% less space than traditional water based systems, offering more lettable space
› Zone by zone phased installation tailored to the needs of the building
› Modular approach to better balance different heat load throughout a building
› Outdoor units can be installed outdoors or indoors
› Widest range of indoor units to fit customer needs
› Solutions for every climate, from -25 to +52°C
› Special VRV S-series designed for small capacities

indoor installation
ESP up to
78pa





## Easy installation and servicing

- Automatic testing and refrigerant charging
- Auto adressing of indoor units
- Easy servicing and F-gas compliance with remote refrigerant containment check
- Plug & play connection for VRV to Daikin air handling units, the easiest solution with only one point of contact



## High comfort levels

- Individual control and simultaneous cooling and heating for perfect personal environment
- Low indoor sound levels down to 19 dBA
- Intelligent sensors and high outblow temperatures prevent cold draughts
- Uniquely designed units:
  Daikin Emura, Nexura and Fully flat cassette



DAIKIN emura



nexura



FULLY FLAT CASSETTE



- $CO_2$ sensor in combination with Daikin ventilation (VAM, VKM) units ensures fresh air, while preventing energy losses from over-ventilation

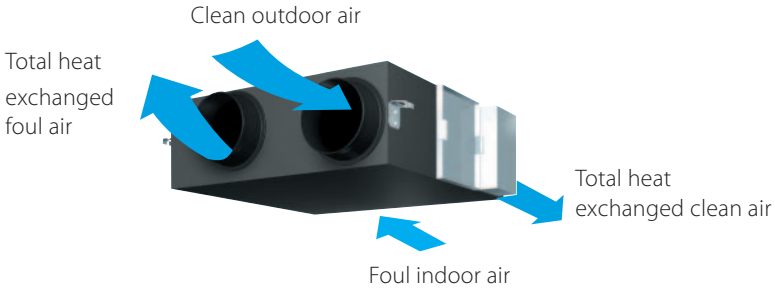


## Ease of use

- Smart energy management optimises the performance automatically 24/7



# Marketing tools

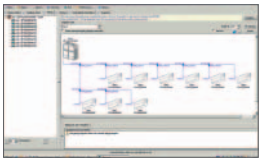




› Visit the website:
http://www.daikineurope.com/vrv-iv
› Download simulation or selection software: Go to extranet.daikineurope.com > Software downloads > sales supporting apps

## Solutions seasonal simulator

With this software tool you can simulate and the seasonal efficiency, the annual power consumption and $CO_2$ emission for a given climate, load profile (cooling, heating, heat recovery, covalent, bivalent...) and (combination of) system(s). With its intuitive and graphical appealing interface, a simulation can be made in a matter of minutes.

The solution basket system enables you to compare the results of several system configurations. Optionally, a return on investment calculation can be made. The outcome of the simulation can be exported to a printable report. The tool is available both for Windows PC and Tablet (iPad).

## Xpress, Quick Quotation tool

Xpress is a software tool that allows creating on the spot quotations for a Daikin VRV system. It provides a result in 6 steps to enable a professional budget quotation:

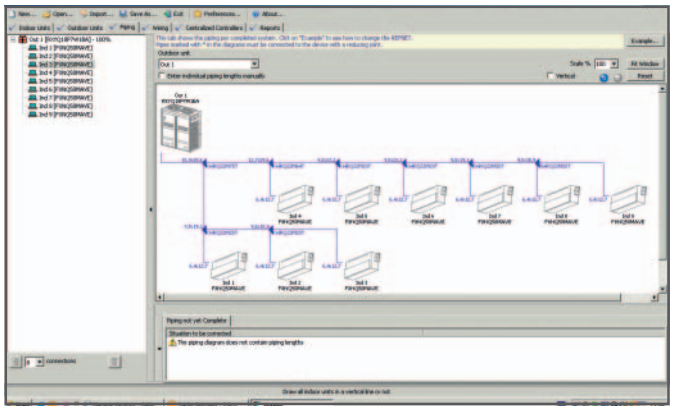

› Select indoor units
› Connect outdoor units to indoor units
› Automatic generation of piping diagram with joints
› Automatic generation of wiring diagram
› Select possible centralised control systems
› Visualise result in MS Word, MS Excel and AutoCAD

## Ventilation Xpress

Selection tool for ventilation devices (VAM, VKM). The selection is based on given supply/extract airflows (including fresh up), and given ESP of the supply/extract ducting:

› Determines size of electrical heaters
› Visualization of psychrometric chart
› Visualization of selected configuration
› Required field settings mentioned in the report

## VRV Pro, Design tool

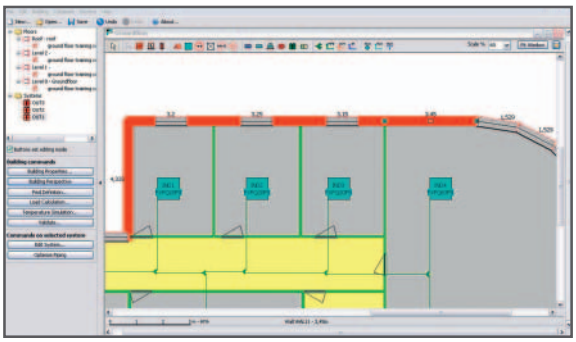



The VRV Pro selection program is a true VRV design tool. The program enables VRV air conditioning systems to be engineered in a precise and economical way, taking into account the realtime thermal properties of any building. By calculating annual energy consumptions, it gives the designer the possibility to make accurate selections and **get competitive quotations** for each project. Moreover, it ensures optimum operating cycles and maximum energy efficiency.

# Your References

## Porta Fira

"This project reinforces Daikin's position as a leader in the air conditioning of large-scale structures, able to provide solutions that stand out not only for their accuracy and reliability, but also for their energy efficiency."





## The Range

"We were very happy to work with Daikin UK to incorporate one of the latest fully integrated renewable systems that would provide heating, hot water, and air conditioning, allowing The Range at Warrington to have a fully controllable system with operation flexibility according to requirements."
Brad Hurter, CDS Group





For more information, please contact your affiliate/distributor.

Windows95, Windows98, WindowsNT, Windows2000, WindowsXP, Windows Vista and Windows 7 are registered trademarks of Microsoft corporation.

# The VRV total solution

Many buildings today typically operate quite separate systems for heating, cooling, refrigeration and hot water. As a result, a huge amount of energy is wasted.
To provide a much more efficient alternative, VRV technology has been developed into a total solution managing up to 50% of a buildings energy consumption giving large potential to cost saving.




## Manage up to 50% of your building's energy consumption

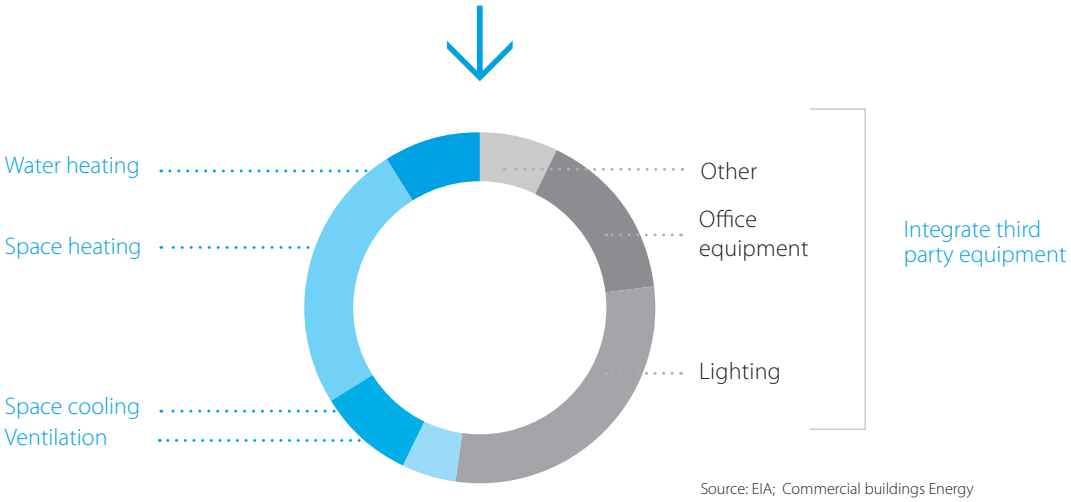


Source: EIA; Commercial buildings Energy consumption survey

# One system, multiple applications



# For hotels, offices, retail, home, ...

## Heating & cooling







› Combine VRV indoor units with stylish indoor units in one system.
› New round flow cassette sets the standard for efficiency and comfort.

## Intelligent control systems





› Mini BMS with integration of Daikin and third party equipment
› Integration with intelligent control solutions with energy management tools to reduce running costs

## Low temperature hydrobox for highly efficient space heating through



› Underfloor heating
› Low temperature radiators
› Heat pump convector
› Hot water from 25 to 45°C

## High temperature hydrobox* for efficient hot water production for



› Showers
› Sinks
› Tapwater for cleaning
› Hot water from 25 to 80°C

*only for connection to VRV heat recovery

## Biddle air curtain



› A highly efficient solution for doorway climate separation

## Ventilation



› Combined fresh air treatment and air conditioning





SKY TOWER, OFFICE AND RESIDENTIAL PROJECT;
159 OUTDOOR UNITS, 653 INDOOR UNITS



VRV-S SERIES



PARK PHI
BREEAM ® EXCELLENT OFFICE
BUILDING WATERCOOLED VRV



HOTEL LE PIGONNET, 8 REPLACEMENT VRV




CINEMEERSE, CINEMA, 12 OUTDOOR UNITS WITH AHU

# Products overview VRV

| Type | Model | Product ame | 4 | 5 | 6 | 8 | 10 | 12 | 13 | 14 | 16 | 18 | 20 | 22 | 24 | 26 | 28 | 30 |
|---|---|---|---|---|---|---|---|---|---|---|---|---|---|---|---|---|---|---|
| Air cooled | VRV IV heat recovery<br>- Best efficiency & comfort solution<br>- Fully integrated solution with heat recovery for maximum efficiency with COPs of up to 8 !<br>- Covers all thermal needs of a building via a single point of contact: accurate temperature control, ventilation, hot water, air handling units and Biddle air curtains<br>- "Free" heating and hot water through heat recovery<br>- The perfect personal comfort for guests/tenants via simultaneous cooling and heating<br>- Incorporates VRV IV standards & technologies such as Variable Refrigerant temperature and continuous heating<br>- Allows technical cooling<br>- Widest range of BS boxes on the market | REYQ-T<br>VRV IV | | | | ● | ● | ● | | ● | ● | ● | ● | | | | | | |
| | | | | | | | ○ | | ○ | | ○ | ○ | ○ | ○ | ○ | ○ | ○ | ○ |
| | VRV IV heat pump with continuous heating<br>- Daikin's optimum solution with top comfort<br>- Covers all thermal needs of a building via a single point of contact: accurate temperature control, ventilation, hot water, air handling units and Biddle air curtains<br>- Connectable to stylish indoor units (Daikin Emura, Nexura)<br>- Incorporates VRV IV standards & technologies such as Variable Refrigerant temperature and continuous heating | RYYQ-T<br>VRV IV | | | | ● | ● | ● | | ● | ● | ● | ● | | | | | | |
| | | | | | | | | | | | ○ | ○ | ○ | ○ | ○ | ○ | ○ | ○ |
| | VRV IV heat pump without continuous heating<br>- Daikin's solution for comfort & low energy consumption<br>- Covers all thermal needs of a building via a single point of contact: accurate temperature control, ventilation, hot water, air handling units and Biddle air curtains<br>- Connectable to stylish indoor units (Daikin Emura, Nexura)<br>- Incorporates VRV IV standards & technologies such as Variable Refrigerant temperature | RXYQ-T<br>VRV IV | | | | ● | ● | ● | | ● | ● | ● | ● | | | | | | |
| | | | | | | | | | | | ○ | ○ | ○ | ○ | ○ | ○ | ○ | ○ |
| | VRVIII-S<br>- Space saving solution without compromising on efficiency<br>- For residential and light commercial applications<br>- Space saving design<br>- Either connect VRV of stylish indoor units (Daikin Emura, Nexura) | RXYSQ-P8V1/P8Y1<br>VRV III-S | ● | ● | ● | | | | | | | | | | | | | |
| | VRVIV-S series<br>- Space saving solution without compromising on efficiency<br>- Space saving trunk design for flexible installation<br>- Covers all thermal needs of a building via a single point of contact: accurate temperature control, ventilation, air handling units and Biddle air curtains<br>- Either connect VRV of stylish indoor units (Daikin Emura, Nexura)<br>- Incorporates VRV IV standards & technologies such as Variable Refrigerant temperature | VRV IV S-series | ● | ● | ● | ● | ● | ● | | | | | | | | | | |
| | VRVIV-S series compact<br>- The most compact VRV<br>- Compact and lightweight single fan design saves space and is easy to install<br>- Covers all thermal needs of a building via a single point of contact: accurate temperature control, ventilation, air handling units and Biddle air curtains<br>- Either connect VRV of stylish indoor units (Daikin Emura, Nexura)<br>- Incorporates VRV IV standards & technologies such as Variable Refrigerant temperature | VRV IV S-series | | ● | ● | | | | | | | | | | | | | |
| | VRV III heat pump, optimised for heating<br>- Where heating is priority without compromising on efficiency<br>- Suitable for single source heating<br>- Extended operation range down to -25°C in heating<br>- Stable heating capacity and high efficiencies at low ambient temperatures | RTSYQ-PA<br>VRV III-C | | | | | ○ | | | ○ | ○ | | ○ | | | | | |
| | VRV Classic<br>- Classic VRV configuration<br>- For standard cooling & heating requirements<br>- Connectable to VRV indoor units, controls and ventilation | RXYCQ-A<br>VRV Classic | | | | ○ | ○ | ○ | | ○ | ○ | ○ | ○ | | | | | |
| | Replacement VRV heat recovery<br>- Quick & quality replacement for R-22 and R-407C systems<br>- Cost-effective and fast replacement through re-use of exisiting piping<br>- Up to 40% more efficient than R-22 systems<br>- No interuption of daily business while replacing your system<br>- Replace Daikin and other manufacturers systems safely | RQCEQ-P<br>VRV III-Q | | | | | ○ | | ○ | | ○ | ○ | ○ | ○ | ○ | ○ | ○ | ○ |
| | Replacement VRV heat pump<br>- Quick & quality replacement for R-22 and R-407C systems<br>- Cost-effective and fast replacement through re-use of exisiting piping<br>- Up to 80% more efficient than R-22 systems<br>- No interuption of daily business while replacing your system<br>- Replace Daikin and other manufacturers systems safely<br>- Incorporates VRV IV standards & technologies such as Variable Refrigerant temperature | RXYQQ-T<br>VRV IV Q-series | | ● | | ● | ● | ● | | ● | ● | ● | ● | | | | | |
| | | | | | | | | | | | ○ | ○ | ○ | ○ | ○ | ○ | ○ | ○ |
| Water cooled | Water cooled VRV IV<br>- Ideal for high rise buildings, using water as heat source<br>- Reduced $CO_2$ emissions thanks to the use of geothermal energy as a renewable energy source<br>- No need for an external heating or cooling source when used in geothermal mode<br>- Covers all thermal needs of a building via a single point of contact: accurate temperature control, ventilation, hot water, air handling units and Biddle air curtains<br>- Compact & lightweight design can be stacked for maximum space saving<br>- Incorporates VRV IV standards & technologies such as Variable Refrigerant temperature<br>- Variable Water Flow control option increases flexibility and control | RWEYQ-T<br>VRV IV W-series | | | | ● | ● | | | | | | | | | | | | |
| | | | | | | | | | | | ○ | ○ | ○ | | ○ | ○ | ○ | ○ |

● Single unit
○ Multi combination

| Capacity (HP) | | | | | | | | | | | | Description / Combination | **VRV** indoor units | **Residential** indoor units | **LT Hydrobox** HXY-A | **HT Hydrobox** HXHD-A | HRV units VAM-, VKM- | **AHU connection** EKEXV- + EKEQMCB | **AHU connection** EKEXV- + EKEQFCB | **Air curtains** CYV-DK- | Remarks |
|---|---|---|---|---|---|---|---|---|---|---|---|---|---|---|---|---|---|---|---|---|---|
| 32 | 34 | 36 | 38 | 40 | 42 | 44 | 46 | 48 | 50 | 52 | 54 | | | | | | | | | | |
| | | | | | | | | | | | | **VRV IV Heat Recovery** REYQ-T | ○ | × | ○ | ○ | ○ | ○ | × | ○ | Standard total system connection ratio limit: 50 ~ 130% |
| | | | | | | | | | | | | with only VRV indoor units | ✓ | | | | | | | | |
| | | | | | | | | | | | | with LT/HT Hydroboxes | ✓ | | ✓ | ✓ | ✓ | | | | • Max 32 indoor units, even on 16HP and larger systems<br>• Total system connection ratio up to 200% possible |
| | | | | | | | | | | | | HRV units VAM-, VKM- | ✓ | | ✓ | ✓ | ✓ | ✓ | | ✓ | |
| ● | ● | ● | ● | ● | ● | ● | ● | ● | ● | ● | ● | AHU connection EKEXV + EKEQMCB | ✓ | | | | ✓ | ✓ | | ✓ | • Dedicated systems (with only ventilation units) not allowed - a mix with standard VRV indoor units is allways neccessary |
| | | | | | | | | | | | | Biddle air curtain CYV-DK- | ✓ | | | | ✓ | ✓ | | ✓ | |
| | | | | | | | | | | | | **VRV IV Heat Pump** RYYQ-T / RXYQ-T | ○ | ○ | ○ | × | ○ | ○ | ○ | ○ | Standard total system connection ratio limit: 50 ~ 130% |
| | | | | | | | | | | | | with only VRV indoor units | ✓ | | | | | | | | • 200% total system connection ratio possible under special circumstances |
| | | | | | | | | | | | | with residential indoor units | ✓ | ✓ | | | ✓ | | | | • Only single-module systems (RYYQ 8~20 T / RXYQ 8~20 T)<br>• Max 32 indoor units, even on 16HP, 18HP and 20HP systems |
| ● | ● | ● | ● | ● | ● | ● | ● | ● | ● | ● | ● | with LT Hydroboxes | ✓ | | ✓ | | ✓ | | | | • Max 32 indoor units, even on 16HP and larger systems<br>• Contact Daikin in case of multi-module systems (>20HP) |
| | | | | | | | | | | | | HRV units VAM-, VKM- | ✓ | ✓ | ✓ | | ✓ | ✓ | | ✓ | |
| | | | | | | | | | | | | AHU connection EKEXV + EKEQMCB | ✓ | | | | ✓ | ✓ | | ✓ | |
| | | | | | | | | | | | | AHU connection EKEXV + EKEQMCB | | | | | | | ✓ | | |
| ● | ● | ● | ● | ● | ● | ● | ● | ● | ● | ● | ● | Biddle air curtain CYV-DK- | ✓ | | | | ✓ | ✓ | | ✓ | |
| | | | | | | | | | | | | **VRV III-S Mini VRV** RXYSQ-P8 | ○ | ○ | × | × | ○ | ○ | × | ○ | Standard total system connection ratio limit: 50 ~ 130% |
| | | | | | | | | | | | | with VRV indoor units | ✓ | | | | ✓ | ✓ | | ✓ | |
| | | | | | | | | | | | | with Split indoor units | | ✓ | | | | | | | • Total system connection ratio in terms of VRV indexes: 56 ~ 145% |
| | | | | | | | | | | | | **VRV IV-S Mini VRV** | ○ | ○ | × | × | ○ | ○ | × | ○ | Standard total system connection ratio limit: 50 ~ 130% |
| | | | | | | | | | | | | with VRV indoor units | ✓ | | | | ✓ | ✓ | | ✓ | |
| | | | | | | | | | | | | with Split indoor units | | ✓ | | | | | | | • Total system connection ratio in terms of VRV indexes: 56 ~ 145% |
| | | | | | | | | | | | | **VRV IV-S Mini VRV** | ○ | ○ | × | × | ○ | ○ | × | ○ | Standard total system connection ratio limit: 50 ~ 130% |
| | | | | | | | | | | | | with VRV indoor units | ✓ | | | | ✓ | ✓ | | ✓ | |
| | | | | | | | | | | | | with Split indoor units | | ✓ | | | | | | | • Total system connection ratio in terms of VRV indexes: 56 ~ 145% |
| | | | | | | | | | | | | **VRV III Cold Region** RTSYQ-PA | ✓ | × | × | × | ✓ | ✓ | × | ✓ | Standard total system connection ratio limit: 50 ~ 130% |
| | | | | | | | | | | | | **VRV Classic RXYCQ-A** | ✓ | × | × | × | ✓ | × | × | × | Standard total system connection ratio limit: 50 ~ 120%<br>• In case of using at least one FXFQ20~25 indoor units on 8HP or 10HP models, the maximum connection ratio is 100%. |
| | | | | | | | | | | | | **VRV III-Q Replacement H/R** RQCEQ-P | ✓ | × | × | × | ✓ | × | × | × | Standard total system connection ratio limit: 50 ~ 130% |
| ● | ● | ● | ● | ● | ● | | | | | | | **VRV IV-Q Replacement H/P** RXYQQ-T | ✓ | × | × | × | ✓ | ✓ | × | ✓ | Standard total system connection ratio limit: 50 ~ 130% |
| | | | | | | | | | | | | **VRV IV-W Water-cooled VRV** RWEYQ-T | ✓ | × | × | × | ✓ | ✓ | × | ✓ | Standard total system connection ratio limit: 50 ~ 130% |

○ ... connection of indoor unit possible, but not neccessarily simultaneously with other allowed indoor units

✓ ... connection of indoor unit possible even simultaneously with other checked units in the same row

× ... connection of indoor not possible on this outdoor unit system

# VRV IV heat recovery

## Best efficiency & comfort solution

- Fully integrated solution with heat recovery for maximum efficiency with COPs of up to 8 !
- Covers all thermal needs of a building via a single point of contact: accurate temperature control, ventilation, hot water, air handling units and Biddle air curtains
- "Free" heating and hot water through heat recovery
- The perfect personal comfort for guests/tenants via simultaneous cooling and heating
- Incorporates VRV IV standards & technologies: Variable Refrigerant Temperature, continuous heating, VRV configurator, 7 segment display and full inverter compressors, 4-side heat exchanger, refrigerant cooled PCB, new DC fan motor (see page 203)
- Operation range down to -20°C for technical cooling operation such as server rooms
- Contains all standard VRV features (see page 206)

| **Outdoor system** | | | | **REYQ** | **8T** | **10T** | **12T** | **14T** | **16T** | **18T** | **20T** |
|---|---|---|---|---|---|---|---|---|---|---|---|
| Capacity range | | | | HP | 8 | 10 | 12 | 14 | 16 | 18 | 20 |
| Cooling capacity | Nom. | | | kW | 22.4 | 28.0 | 33.5 | 40.0 | 45.0 | 50.4 | 56.0 |
| Heating capacity | Nom. | | | kW | 22.4 | 28.0 | 33.5 | 40.0 | 45.0 | 50.4 | 56.0 |
| | Max. | | | kW | 25.0 | 31.5 | 37.5 | 45.0 | 50.0 | 56.5 | 63.0 |
| Power input - 50Hz | Cooling | Nom. | | kW | 5.31 | 7.15 | 9.23 | 10.7 | 12.8 | 15.2 | 18.6 |
| | Heating | Nom. | | kW | 4.75 | 6.29 | 8.05 | 9.60 | 11.2 | 12.3 | 14.9 |
| | | Max. | | kW | 5.51 | 7.38 | 9.43 | 11.3 | 12.9 | 14.3 | 17.5 |
| EER | | | | | 4.22 | 3.92 | 3.63 | 3.74 | 3.52 | 3.32 | 3.01 |
| COP - Max. | | | | | 4.54 | 4.27 | 3.98 | | 3.88 | 3.95 | 3.60 |
| COP - Nom. | | | | | 4.72 | 4.45 | 4.16 | 4.17 | 4.02 | 4.10 | 3.76 |
| ESEER - Automatic | | | | | 7.41 | 7.37 | 6.84 | 7.05 | 6.63 | 6.26 | 5.68 |
| ESEER - Standard | | | | | 6.25 | 5.78 | 5.36 | 5.45 | 5.14 | 4.84 | 4.39 |
| Maximum number of connectable indoor units | | | | | 64 (1) | | | | | | |
| Indoor index connection | Min. | | | | 100 | 125 | 150 | 175 | 200 | 225 | 250 |
| | Nom. | | | | 200 | 250 | 300 | 350 | 400 | 450 | 500 |
| | Max. | | | | 260 | 325 | 390 | 455 | 520 | 585 | 650 |
| Dimensions | Unit | HeightxWidthxDepth | | mm | 1,685x930x765 | | | 1,685x1,240x765 | | | |
| Weight | Unit | | | kg | 210 | 218 | | 304 | 305 | 337 | |
| Fan | Air flow rate | Cooling | Nom. | $m^3$/min | 162 | 175 | 185 | 223 | 260 | 251 | 261 |
| Sound power level | Cooling | Nom. | | dBA | 78 | 79 | 81 | | 86 | | 88 |
| Sound pressure level | Cooling | Nom. | | dBA | 58 | | 61 | | 64 | 65 | 66 |
| Operation range | Cooling | Min.~Max. | | °CDB | -5.0~43.0 | | | | | | |
| | Heating | Min.~Max. | | °CWB | -20~15.5 | | | | | | |
| Refrigerant | Type / GWP | | | | R-410A / 2,087.5 | | | | | | |
| | Charge | | | kg | 9.7 | 9.8 | 9.9 | 11.8 | | | |
| | Charge | | | $TCO_2Eq$ | 20.2 | 20.5 | 20.7 | 24.6 | | | |
| Piping connections | Liquid | OD | | mm | 9.52 | | 12.7 | | | 15.9 | |
| | Gas | OD | | mm | 19.1 | 22.2 | 28.6 | | | | |
| | Discharge gas | OD | | mm | 15.9 | 19.1 | | 22.2 | | | 28.6 |
| | Total piping length | System | Actual | m | 1,000 | | | | | | |
| Power supply | Phase/Frequency/Voltage | | | Hz/V | 3N~/50/380-415 | | | | | | |
| Current - 50Hz | Maximum fuse amps (MFA) | | | A | 20 | 25 | | 32 | 40 | | 50 |

| **Outdoor system** | | | | **REYQ** | **10T** | **13T** | **16T** | **18T** | **20T** | **22T** | **24T** | **26T** | **28T** | **30T** | **32T** |
|---|---|---|---|---|---|---|---|---|---|---|---|---|---|---|---|
| System | Outdoor unit module 1 | | | | REMQ5T | | | REYQ8T | | REYQ10T | REYQ8T | | REYQ12T | | REYQ16T |
| | Outdoor unit module 2 | | | | REMQ5T | REYQ8T | | REYQ10T | REYQ12T | | REYQ16T | REYQ14T | REYQ16T | REYQ18T | REYQ16T |
| Capacity range | | | | HP | 10 | 13 | 16 | 18 | 20 | 22 | 24 | 26 | 28 | 30 | 32 |
| Cooling capacity | Nom. | | | kW | 28.0 | 36.4 | 44.8 | 50.4 | 55.9 | 61.5 | 67.4 | 73.5 | 78.5 | 83.9 | 90.0 |
| Heating capacity | Nom. | | | kW | 28.0 | 36.4 | 44.8 | 50.4 | 55.9 | 61.5 | 67.4 | 73.5 | 78.5 | 83.9 | 90.0 |
| | Max. | | | kW | 32.0 | 41.0 | 50.0 | 56.5 | 62.5 | 69.0 | 75.0 | 82.5 | 87.5 | 94.0 | 100.0 |
| Power input - 50Hz | Cooling | Nom. | | kW | 6.34 | 8.48 | 10.62 | 12.46 | 14.54 | 16.38 | 18.11 | 19.93 | 22.03 | 24.43 | 25.6 |
| | Heating | Nom. | | kW | 5.42 | 7.46 | 9.50 | 11.04 | 12.80 | 14.34 | 15.95 | 17.65 | 19.25 | 20.35 | 22.4 |
| | | Max. | | kW | 6.50 | 8.76 | 11.02 | 12.89 | 14.94 | 16.81 | 18.41 | 20.73 | 22.33 | 23.73 | 25.8 |
| EER | | | | | 4.42 | 4.29 | 4.22 | 4.04 | 3.84 | 3.75 | 3.72 | 3.69 | 3.56 | 3.43 | 3.52 |
| COP - Max. | | | | | 4.92 | 4.68 | 4.54 | 4.38 | 4.18 | 4.10 | 4.07 | 3.98 | 3.92 | 3.96 | 3.88 |
| COP - Nom. | | | | | 5.17 | 4.88 | 4.72 | 4.57 | 4.37 | 4.29 | 4.23 | 4.16 | 4.08 | 4.12 | 4.02 |
| ESEER - Automatic | | | | | 7.77 | 7.54 | 7.41 | 7.38 | 7.06 | 7.07 | 6.87 | 6.95 | 6.72 | 6.48 | 6.63 |
| ESEER - Standard | | | | | 6.55 | 6.36 | 6.25 | 5.98 | 5.68 | 5.54 | 5.46 | 5.41 | 5.23 | 5.03 | 5.14 |
| Maximum number of connectable indoor units | | | | | 64 | | | | | | | | | | |
| Indoor index connection | Min. | | | | 125 | 162.5 | 200 | 225 | 250 | 275 | 300 | 325 | 350 | 375 | 400 |
| | Nom. | | | | 250 | 325.0 | 400 | 450 | 500 | 550 | 600 | 650 | 700 | 750 | 800 |
| | Max. | | | | 325 | 422.5 | 520 | 585 | 650 | 715 | 780 | 845 | 910 | 975 | 1,040 |
| Piping connections | Liquid | OD | | mm | 9.52 | 12.7 | | 15.9 | | | | 19.1 | | | |
| | Gas | OD | | mm | 22.2 | 28.6 | | | | | 34.9 | | | | |
| | Discharge gas | OD | | mm | 19.1 | | 22.2 | | 28.6 | | | | | | |
| | Total piping length | System | Actual | m | 500 | | | | 1,000 | | | | | | |
| Current - 50Hz | Maximum fuse amps (MFA) | | | A | 40 | | | 50 | 63 | | | | | | 80 |
| Continuous heating | | | | | v | | | | | | | | | | |



REYQ-T

| Outdoor system | | | | | REYQ | 34T | 36T | 38T | 40T | 42T | 44T | 46T | 48T | 50T | 52T | 54T |
|---|---|---|---|---|---|---|---|---|---|---|---|---|---|---|---|---|
| System | Outdoor unit module 1 | | | | | REYQ16T | | REYQ8T | REYQ10T | | REYQ12T | REYQ14T | REYQ16T | | | REYQ18T |
| | Outdoor unit module 2 | | | | | REYQ18T | REYQ20T | REYQ12T | | REYQ16T | | | | | REYQ18T | |
| | Outdoor unit module 3 | | | | | - | | REYQ18T | | REYQ16T | | | | | REYQ18T | |
| Capacity range | | | | | HP | 34 | 36 | 38 | 40 | 42 | 44 | 46 | 48 | 50 | 52 | 54 |
| Cooling capacity | Nom. | | | | kW | 95.4 | 101.0 | 106.3 | 111.9 | 118.0 | 123.5 | 130.0 | 135.0 | 140.4 | 145.8 | 151.2 |
| Heating capacity | Nom. | | | | kW | 95.4 | 101.0 | 106.3 | 111.9 | 118.0 | 123.5 | 130.0 | 135.0 | 140.4 | 145.8 | 151.2 |
| | Max. | | | | kW | 106.5 | 113.0 | 119.0 | 125.5 | 131.5 | 137.5 | 145.0 | 150.0 | 156.5 | 163.0 | 169.5 |
| Power input - 50Hz | Cooling | Nom. | | | kW | 28.0 | 31.4 | 29.74 | 31.58 | 32.75 | 34.83 | 36.3 | 38.4 | 40.8 | 43.2 | 45.6 |
| | Heating | Nom. | | | kW | 23.5 | 26.1 | 25.10 | 26.64 | 28.69 | 30.45 | 32.00 | 33.6 | 34.7 | 35.8 | 36.9 |
| | | Max. | | | kW | 27.2 | 30.4 | 29.24 | 31.11 | 33.18 | 35.23 | 37.1 | 38.7 | 40.1 | 41.5 | 42.9 |
| EER | | | | | | 3.41 | 3.22 | 3.57 | 3.54 | 3.60 | 3.55 | 3.58 | 3.52 | 3.44 | 3.38 | 3.32 |
| COP - Max. | | | | | | 3.92 | 3.72 | 4.07 | 4.03 | 3.96 | 3.90 | 3.91 | 3.88 | 3.90 | 3.93 | 3.95 |
| COP - Nom. | | | | | | 4.06 | 3.87 | 4.24 | 4.20 | 4.11 | 4.06 | | 4.02 | 4.05 | 4.07 | 4.10 |
| ESEER - Automatic | | | | | | 6.43 | 6.06 | 6.66 | 6.68 | 6.79 | 6.68 | 6.75 | 6.63 | 6.49 | 6.37 | 6.26 |
| ESEER - Standard | | | | | | 4.97 | 4.70 | 5.25 | 5.20 | 5.28 | 5.20 | 5.23 | 5.14 | 5.03 | 4.93 | 4.84 |
| Maximum number of connectable indoor units | | | | | | 64 | | | | | | | | | | |
| Indoor index connection | Min. | | | | | 425 | 450 | 475 | 500 | 525 | 550 | 575 | 600 | 625 | 650 | 675 |
| | Nom. | | | | | 850 | 900 | 950 | 1,000 | 1,050 | 1,100 | 1,150 | 1,200 | 1,250 | 1,300 | 1,350 |
| | Max. | | | | | 1,105 | 1,170 | 1,235 | 1,300 | 1,365 | 1,430 | 1,495 | 1,560 | 1,625 | 1,690 | 1,755 |
| Piping connections | Liquid | OD | | | mm | 19.1 | | | | | | | | | | |
| | Gas | OD | | | mm | 34.9 | 41.3 | | | | | | | | | |
| | Discharge gas | OD | | | mm | 28.6 | | 34.9 | | | | | | | | |
| | Total piping length | System | Actual | | m | 1,000 | | | | | | | | | | |
| Current - 50Hz | Maximum fuse amps (MFA) | | | | A | 80 | | | 100 | | | 125 | | | | |
| Continuous heating | | | | | | v | | | | | | | | | | |

| Outdoor unit module | | | | REMQ | 5T |
|---|---|---|---|---|---|
| Dimensions | Unit | HeightxWidthxDepth | | mm | 1,685x930x765 |
| Weight | Unit | | | kg | 210 |
| Fan | Air flow rate | Cooling | Nom. | $m^3$/min | 162 |
| Sound power level | Cooling | Nom. | | dBA | 77 |
| Sound pressure level | Cooling | Nom. | | dBA | 56 |
| Operation range | Cooling | Min.~Max. | | °CDB | -5.0~43.0 |
| | Heating | Min.~Max. | | °CWB | -20~15.5 |
| Refrigerant | Type / GWP | | | | R-410A / 2,087.5 |
| | Charge | | | kg | 9.7 |
| | Charge | | | $TCO_2Eq$ | 20.2 |
| Power supply | Phase/Frequency/Voltage | | | Hz/V | 3N~/50/380-415 |
| Current - 50Hz | Maximum fuse amps (MFA) | | | A | 20 |

(1) Actual number of connectable indoor units depends on the indoor unit type (VRV indoor, Hydrobox, RA indoor, etc.) and the connection ratio restriction for the system (50% <= CR <= 130%) (2) Technical cooling setting, refer to the installation manual for more information

# VRV IV heat pump

## Daikin's optimum solution with top comfort

- Covers all thermal needs of a building via a single point of contact: accurate temperature control, ventilation, hot water, air handling units and Biddle air curtains
- Wide range of indoor units: possibility to combine VRV with stylish indoor units (Daikin Emura, Nexura, ...)
- Incorporates VRV IV standards & technologies: Variable Refrigerant Temperature, continuous heating, VRV configurator, 7 segment display and full inverter compressors, 4-side heat exchanger, refrigerant cooled PCB, new DC fan motor (see page 203)
- Available as heating only by irreversible field setting
- Contains all standard VRV features (see page 206)

| **Outdoor system** | | | | **RYYQ/RXYQ** | **8T** | **10T** | **12T** | **14T** | **16T** | **18T** | **20T** |
|---|---|---|---|---|---|---|---|---|---|---|---|
| Capacity range | | | | HP | 8 | 10 | 12 | 14 | 16 | 18 | 20 |
| Cooling capacity | Nom. | | | kW | 22.4 | 28.0 | 33.5 | 40.0 | 45.0 | 50.4 | 56.0 |
| Heating capacity | Nom. | | | kW | 22.4 | 28.0 | 33.5 | 40.0 | 45.0 | 50.4 | 56.0 |
| | Max. | | | kW | 25.0 | 31.5 | 37.5 | 45.0 | 50.0 | 56.5 | 63.0 |
| Power input - 50Hz | Cooling | Nom. | | kW | 5.21 | 7.29 | 8.98 | 11.0 | 13.0 | 15.0 | 18.5 |
| | Heating | Nom. | | kW | 4.75 | 6.29 | 7.77 | 9.52 | 11.1 | 12.6 | 14.5 |
| | | Max. | | kW | 5.51 | 7.38 | 9.10 | 11.2 | 12.8 | 14.6 | 17.0 |
| EER | | | | | 4.30 | 3.84 | 3.73 | 3.64 | 3.46 | 3.36 | 3.03 |
| ESEER | | | | | 6.37 (1) / 7.53 (2) | 5.67 (1) / 7.20 (2) | 5.50 (1) / 6.96 (2) | 5.31 (1) / 6.83 (2) | 5.05 (1) / 6.50 (2) | 4.97 (1) / 6.38 (2) | 4.42 (1) / 5.67 (2) |
| COP | | | | | 4.72 (3) / 4.54 (4) | 4.45 (3) / 4.27 (4) | 4.31 (3) / 4.12 (4) | 4.20 (3) / 4.02 (4) | 4.05 (3) / 3.91 (4) | 4.00 (3) / 3.87 (4) | 3.86 (3) / 3.71 (4) |
| Maximum number of connectable indoor units | | | | | 64 (5) | | | | | | |
| Indoor index connection | Min. | | | | 100 | 125 | 150 | 175 | 200 | 225 | 250 |
| | Nom. | | | | 200 | 250 | 300 | 350 | 400 | 450 | 500 |
| | Max. | | | | 260 | 325 | 390 | 455 | 520 | 585 | 650 |
| Dimensions | Unit | HeightxWidthxDepth | | mm | 1,685x930x765 | | | 1,685x1,240x765 | | | |
| Weight | Unit | | | kg | 261 | 268 | | 364 | | 398 | |
| Fan | Air flow rate | Cooling | Nom. | $m^3$/min | 162 | 175 | 185 | 223 | 260 | 251 | 261 |
| Sound power level | Cooling | Nom. | | dBA | 78 | 79 | 81 | | 86 | | 88 |
| Sound pressure level | Cooling | Nom. | | dBA | 58 | | 61 | | 64 | 65 | 66 |
| Operation range | Cooling | Min.~Max. | | °CDB | -5~43 | | | | | | |
| | Heating | Min.~Max. | | °CWB | -20~15.5 | | | | | | |
| Refrigerant | Type / GWP | | | | R-410A / 2,087.5 | | | | | | |
| | Charge | | | kg | 5.9 | 6 | 6.3 | 10.3 | 10.4 | 11.7 | 11.8 |
| | Charge | | | $TCO_2Eq$ | 12.3 | 12.5 | 13.2 | 21.5 | 21.7 | 24.4 | 24.6 |
| Piping connections | Liquid | OD | | mm | 9.52 | | 12.7 | | | 15.9 | |
| | Gas | OD | | mm | 19.1 | 22.2 | 28.6 | | | | |
| | Total piping length | System | Actual | m | 1,000 | | | | | | |
| Power supply | Phase/Frequency/Voltage | | | Hz/V | 3N~/50/380-415 | | | | | | |
| Current - 50Hz | Maximum fuse amps (MFA) | | | A | 20 | 25 | 32 | | 40 | | 50 |

| **Outdoor system** | | | | **RYYQ / RXYQ** | **22T** | **24T** | **26T** | **28T** | **30T** | **32T** | **34T** | **36T** | **38T** |
|---|---|---|---|---|---|---|---|---|---|---|---|---|---|
| System | Outdoor unit module 1 | | | | 10 | 8 | | 12 | | | 16 | | 8 |
| | Outdoor unit module 2 | | | | 12 | 16 | 14 | 16 | 18 | 16 | 18 | 20 | 10 |
| | Outdoor unit module 3 | | | | - | | | | | | | | 20 |
| Capacity range | | | | HP | 22 | 24 | 26 | 28 | 30 | 32 | 34 | 36 | 38 |
| Cooling capacity | Nom. | | | kW | 61.5 | 67.4 | 73.5 | 78.5 | 83.5 | 90.0 | 95.0 | 101.0 | 106.0 |
| Heating capacity | Nom. | | | kW | 61.5 | 67.4 | 73.5 | 78.5 | 83.5 | 90.0 | 95.0 | 101.0 | 106.4 |
| | Max. | | | kW | 69.0 | 75.0 | 82.5 | 87.5 | 93.5 | 100.0 | 106.0 | 113.0 | 119.5 |
| Power input - 50Hz | Cooling | Nom. | | kW | 16.27 | 18.2 | 20.0 | 22.0 | 23.7 | 26.0 | 27.7 | 31.5 | 31.0 |
| | Heating | Nom. | | kW | 14.06 | 15.85 | 17.29 | 18.87 | 20.17 | 22.2 | 23.5 | 25.6 | 25.54 |
| | | Max. | | kW | 16.48 | 18.31 | 20.30 | 21.90 | 23.50 | 25.6 | 27.2 | 29.8 | 29.89 |
| EER | | | | | 3.77 | 3.70 | 3.68 | 3.57 | 3.52 | 3.46 | 3.43 | 3.21 | 3.42 |
| ESEER | | | | | 5.58 (1) / 7.07 (2) | 5.42 (1) / 6.81 (2) | 5.39 (1) / 6.89 (2) | 5.23 (1) / 6.69 (2) | 5.17 (1) / 6.60 (2) | 5.05 (1) / 6.50 (2) | 5.01 (1) / 6.44 (2) | 4.68 (1) / 6.02 (2) | 5.03 (1) / 6.36 (2) |
| COP | | | | | 4.37 (3) / 4.19 (4) | 4.25 (3) / 4.10 (4) | 4.25 (3) / 4.06 (4) | 4.16 (3) / 4.00 (4) | 4.14 (3) / 3.98 (4) | 4.05 (3) / 3.91 (4) | 4.04 (3) / 3.90 (4) | 3.95 (3) / 3.79 (4) | 4.17 (3) / 4.00 (4) |
| Maximum number of connectable indoor units | | | | | 64 (5) | | | | | | | | |
| Indoor index connection | Min. | | | | 275 | 300 | 325 | 350 | 375 | 400 | 425 | 450 | 475 |
| | Nom. | | | | 550 | 600 | 650 | 700 | 750 | 800 | 850 | 900 | 950 |
| | Max. | | | | 715 | 780 | 845 | 910 | 975 | 1,040 | 1,105 | 1,170 | 1,235 |
| Piping connections | Liquid | OD | | mm | 15.9 | | 19.1 | | | | | | |
| | Gas | OD | | mm | 28.6 | 34.9 | | | | | | 41.3 | |
| | Total piping length | System | Actual | m | 1,000 | | | | | | | | |
| Current - 50Hz | Maximum fuse amps (MFA) | | | A | 63 | | | | 80 | | | | 100 |



RYYQ8-12T
RXYQ8-12T

| Outdoor system | | | | RYYQ / RXYQ | 40T | 42T | 44T | 46T | 48T | 50T | 52T | 54T |
|---|---|---|---|---|---|---|---|---|---|---|---|---|
| System | Outdoor unit module 1 | | | | 10 | | 12 | 14 | | 16 | | 18 |
| | Outdoor unit module 2 | | | | 12 | 16 | | | | | 18 | |
| | Outdoor unit module 3 | | | | 18 | 16 | | | | 18 | | |
| Capacity range | | | | HP | 40 | 42 | 44 | 46 | 48 | 50 | 52 | 54 |
| Cooling capacity | Nom. | | | kW | 111.5 | 118.0 | 123.5 | 130.0 | 135.0 | 140.0 | 145.0 | 150.0 |
| Heating capacity | Nom. | | | kW | 111.5 | 118.0 | 123.5 | 130.0 | 135.0 | 140.0 | 145.0 | 150.0 |
| | Max. | | | kW | 125.0 | 131.5 | 137.5 | 145.0 | 150.0 | 156.0 | 162.0 | 168.0 |
| Power input - 50Hz | Cooling | Nom. | | kW | 31.0 | 33.3 | 35.0 | 37.0 | 39.0 | 40.7 | 42.4 | 44.1 |
| | Heating | Nom. | | kW | 26.46 | 28.49 | 29.97 | 31.72 | 33.3 | 34.6 | 35.9 | 37.2 |
| | | Max. | | kW | 30.88 | 32.98 | 34.70 | 36.8 | 38.4 | 40.0 | 41.6 | 43.2 |
| EER | | | | | 3.61 | 3.54 | | 3.51 | 3.46 | 3.44 | 3.42 | 3.40 |
| ESEER | | | | | 5.29 (1) / 6.74 (2) | 5.19 (1) / 6.65 (2) | 5.17 (1) / 6.62 (2) | 5.13 (1) / 6.60 (2) | 5.05 (1) / 6.50 (2) | 5.02 (1) / 6.46 (2) | 4.99 (1) / 6.42 (2) | 4.97 (1) / 6.38 (2) |
| COP | | | | | 4.21 (3) / 4.05 (4) | 4.14 (3) / 3.99 (4) | 4.12 (3) / 3.96 (4) | 4.10 (3) / 3.94 (4) | 4.05 (3) / 3.91 (4) | 4.05 (3) / 3.90 (4) | 4.04 (3) / 3.89 (4) | 4.03 (3) / 3.89 (4) |
| Maximum number of connectable indoor units | | | | | 64 (5) | | | | | | | |
| Indoor index connection | Min. | | | | 500 | 525 | 550 | 575 | 600 | 625 | 650 | 675 |
| | Nom. | | | | 1,000 | 1,050 | 1,100 | 1,150 | 1,200 | 1,250 | 1,300 | 1,350 |
| | Max. | | | | 1,300 | 1,365 | 1,430 | 1,495 | 1,560 | 1,625 | 1,690 | 1,755 |
| Piping connections | Liquid | OD | | mm | 19.1 | | | | | | | |
| | Gas | OD | | mm | 41.3 | | | | | | | |
| | Total piping length | System | Actual | m | 1,000 | | | | | | | |
| Current - 50Hz | Maximum fuse amps (MFA) | | | A | 100 | | | | 125 | | | |

| Outdoor unit module for RYYQ combinations | | | | RYMQ | 8T | 10T | 12T | 14T | 16T | 18T | 20T |
|---|---|---|---|---|---|---|---|---|---|---|---|
| Dimensions | Unit | HeightxWidthxDepth | | mm | 1,685x930x765 | | | 1,685x1,240x765 | | | |
| Weight | Unit | | | kg | 188 | 195 | | 309 | | 319 | |
| Fan | Air flow rate | Cooling | Nom. | $m^3$/min | 162 | 175 | 185 | 223 | 260 | 251 | 261 |
| Sound power level | Cooling | Nom. | | dBA | 78 | 79 | 81 | | 86 | | 88 |
| Sound pressure level | Cooling | Nom. | | dBA | 58 | | 61 | | 64 | 65 | 66 |
| Operation range | Cooling | Min.~Max. | | °CDB | -5~43 | | | | | | |
| | Heating | Min.~Max. | | °CWB | -20~15.5 | | | | | | |
| Refrigerant | Type / GWP | | | | R-410A / 2,087.5 | | | | | | |
| | Charge | | | kg | 5.9 | 6 | 6.3 | 10.3 | 10.4 | 11.7 | 11.8 |
| | Charge | | | $TCO_2Eq$ | 12.3 | 12.5 | 13.2 | 21.5 | 21.7 | 24.4 | 24.6 |
| Power supply | Phase/Frequency/Voltage | | | Hz/V | 3N~/50/380-415 | | | | | | |
| Current - 50Hz | Maximum fuse amps (MFA) | | | A | 20 | 25 | 32 | | 40 | | 50 |

(1) The STANDARD ESEER value corresponds with normal VRV4 Heat Pump operation, not taking into account advanced energy saving operation functionality (2) The AUTOMATIC SEER value corresponds with normal VRV4 Heat Pump operation, taking into account advanced energy saving operation functionality ( variable refrigerant temperature control operation) (3) COP nominal; (4) COP maximum
(5) Actual number of connectable indoor units depends on the indoor unit type (VRV indoor, Hydrobox, RA indoor, etc.) and the connection ratio restriction for the system (50% <= CR <= 130%)




# VRV IV S-series

## Space saving solution without compromising on efficiency

In 2015 our successful mini VRV range gets a thorough update to make it even better suited for light commercial applications where space is limited and performance expectations are high.

VRV IV S-series

Variable Refrigerant Temperature





- Variable Refrigerant Temperature
- Connect a wide range of up to 9 indoor units: either connect VRV or stylish indoor units (Daikin Emura, Nexura, …)
- All indoor units can be individually controlled
- Connects to all VRV control, ventilation, air handling units and Biddle air curtains
- Space saving design
- More flexibility through extension of the range



4-5 HP

- The most compact VRV
- Low height resulting in minimum visual impact
- Lightweight reduces installation time and manpower to an absolute minimum
- Available in single phase



4-5-6-8-10-12 HP

- Trunk design available in single phase and three phase
- Extended range with 8, 10 and 12 HP unit for bigger applications with space limitations (expected end of 2015)

# VRVIII-S heat pump

## Space saving solution without compromising on efficiency

- For residential and light commercial applications
- Wide range of indoor units: either connect VRV or stylish indoor units such as Daikin Emura, Nexura ...
- Energy efficient heating system based on air source heat pump technology, lowering energy bills and $CO_2$ emmisions
- Connect up to 9 indoor units, which can all be individually controlled
- Possibility to combine different types of indoor units: wall mounted, floor standing, concealed ceiling, ceiling suspended, round flow or 4-way blow cassettes
- 3 steps in night quiet mode: step 1: 47dBA, step 2: 44 dBA, step 3: 41 dBA
- Contains all standard VRV features (see page 206)




RXYSQ-P8V / RXYSQ-P8Y

| Outdoor unit | | | | | RXYSQ | 4P8V1 | 5P8V1 | 6P8V1 | 4P8Y1 | 5P8Y1 | 6P8Y1 |
|---|---|---|---|---|---|---|---|---|---|---|---|
| Capacity range | | | | | HP | 4 | 5 | 6 | 4 | 5 | 6 |
| Cooling capacity | Nom. | | | | kW | 12.6 | 14.0 | 15.5 | 12.6 | 14.0 | 15.5 |
| Heating capacity | Nom. | | | | kW | 14.2 | 16.0 | 18.0 | 14.2 | 16.0 | 18.0 |
| Power input - 50Hz | Cooling | Nom. | | | kW | 3.24 | 3.51 | 4.53 | 3.33 | 3.61 | 4.66 |
| | Heating | Nom. | | | kW | 3.12 | 3.86 | 4.57 | 3.21 | 3.97 | 4.70 |
| EER | | | | | | 3.89 | 3.99 | 3.42 | 3.78 | 3.88 | 3.33 |
| COP | | | | | | 4.55 | 4.15 | 3.94 | 4.42 | 4.03 | 3.83 |
| Maximum number of connectable indoor units | | | | | | 8 (1) / 8 (2) | 10 (1) / 9 (2) | 12 (1) / 9 (2) | 8 (1) / 8 (2) | 10 (1) / 9 (2) | 12 (1) / 9 (2) |
| Indoor index connection | Min. | | | | | 50 | 62.5 | 70 | 50 | 62.5 | 70 |
| | Nom. | | | | | - | | | | | |
| | Max. | | | | | 130 | 162.5 | 182 | 130 | 162.5 | 182 |
| Dimensions | Unit | HeightxWidthxDepth | | | mm | 1,345x900x320 | | | | | |
| Weight | Unit | | | | kg | 120 | | | | | |
| Fan | Air flow rate | Cooling | Nom. | | $m^3$/min | 106 | | | | | |
| Sound power level | Cooling | Nom. | | | dBA | 66 | 67 | 69 | 66 | 67 | 69 |
| Sound pressure level | Cooling | Nom. | | | dBA | 50 | 51 | 53 | 50 | 51 | 53 |
| | Heating | Nom. | | | dBA | 52 | 53 | 55 | 52 | 53 | 55 |
| Operation range | Cooling | Min.~Max. | | | °CDB | -5~46 | | | | | |
| | Heating | Min.~Max. | | | °CWB | -20~15.5 | | | | | |
| Refrigerant | Type / GWP | | | | | R-410A / 2,087.5 | | | | | |
| | Charge | | | | kg | 4.0 | | | | | |
| | Charge | | | | $TCO_2Eq$ | 8.4 | | | | | |
| Piping connections | Liquid | OD | | | mm | 9.52 | | | | | |
| | Gas | OD | | | mm | 15.9 / 19.1 | | 19.1 | 15.9 / 19.1 | | 19.1 |
| | Total piping length | System | Actual | | m | 300 / 115 | 300 / 135 | 300 / 145 | 300 / 115 | 300 / 135 | 300 / 145 |
| Power supply | Phase/Frequency/Voltage | | | | Hz/V | 1N~/50/220-240 | | | 3N~/50/380-415 | | |
| Current - 50Hz | Maximum fuse amps (MFA) | | | | A | 32.0 | | | 16.0 | | |

(1) In case VRV indoor units are connected (2) In case RA indoors are connected

# VRVIII heat pump, optimised for heating

## Where heating is priority without compromising on efficiency

- First system in the industry developed for heating operation in low ambient conditions, making it suitable for single source heating
- Extended operation range down to -25°C in heating
- Stable heating capacity and high COP values at low ambients thanks to the two stage compression technology (COP values of 3.0 and more at -10°C)
- Improved comfort thanks to shorter defrost time
- Shorter heat up time compared to standard VRVIII heat pump
- Contains all standard VRV features (see page 206)



RTSYQ14-16PA

| Outdoor system | | | | RTSYQ | 10PA | 14PA | 16PA | 20PA |
|---|---|---|---|---|---|---|---|---|
| System | Outdoor unit module 1 | | | | RTSQ10PAY1 | RTSQ14PAY1 | RTSQ16PAY1 | RTSQ8PAY1 |
| | Outdoor unit module 2 | | | | - | | | RTSQ12PAY1 |
| | Function unit | | | | BTSQ20PY1 | | | |
| Capacity range | | | | HP | 10 | 14 | 16 | 20 |
| Cooling capacity | Nom. | | | kW | 28.0 | 40.0 | 45.0 | 56.0 |
| Heating capacity | Nom. | | | kW | 31.5 / 28.0 | 45.0 / 40.0 | 50.0 / 45.0 | 63.0 / 55.9 |
| Power input - 50Hz | Cooling | Nom. | | kW | 7.90 | 12.6 | 14.9 | 15.4 |
| | Heating | Nom. | | kW | 7.78 / 8.18 | 11.4 / 12.8 | 13.0 / 15.0 | 15.4 / 18.7 |
| EER | | | | | 3.54 | 3.17 | 3.02 | 3.64 |
| COP | | | | | 4.05 / 3.42 | 3.95 / 3.13 | 3.85 / 3.00 | 4.09 / 2.99 |
| Maximum number of connectable indoor units | | | | | 21 | 30 | 34 | 43 |
| Indoor index connection | Min. | | | | 125 | 175 | 200 | 250 |
| | Nom. | | | | 250 | 350 | 400 | 500 |
| | Max. | | | | 325 | 455 | 520 | 650 |
| Sound pressure level | Cooling | Max./Nom. | | dBA | 62/60 | 63/61 | 65/63 | |
| Piping connections | Liquid | OD | | mm | 9.52 | 12.7 | | 15.9 |
| | Gas | OD | | mm | 22.2 | 28.6 | | |
| | Oil equalizing | OD | | mm | - | | | 19.1 |
| | Total piping length | System | Actual | m | 500 | | | |
| Current - 50Hz | Maximum fuse amps (MFA) | | | A | 25 | 35 | 40 | 50 |

| Outdoor unit module | | | | BTSQ20P | RTSQ8PA | RTSQ10PA | RTSQ12PA | RTSQ14PA | RTSQ16PA |
|---|---|---|---|---|---|---|---|---|---|
| Dimensions | Unit | HeightxWidthxDepth | mm | 1,570x460x765 | 1,680x930x765 | | | 1,680x1,240x765 | |
| Weight | Unit | | kg | 110 | 205 | 257 | | 338 | 344 |
| Fan | Air flow rate | Cooling Nom. | $m^3$/min | - | 185 | | 200 | 233 | 239 |
| Sound power level | Cooling | Nom. | dBA | - | | | | | |
| Operation range | Cooling | Min.~Max. | °CDB | -5~43 | | | | | |
| | Heating | Min.~Max. | °CWB | -25~15.5 | | | | | |
| Refrigerant | Type / GWP | | | R-410A / 2,087.5 | | | | | |
| | Charge | | kg | - | 9.4 | 10.5 | 10.9 | 11.7 | |
| | Charge | | $TCO_2Eq$ | - | 19.6 | 21.9 | 22.8 | 24.4 | |
| Power supply | Phase/Frequency/Voltage | | Hz/V | 3~/50/380-415 | | | | | |
| Current - 50Hz | Maximum fuse amps (MFA) | | A | 20 | 25 | | | 35 | 40 |

# VRV Classic

## Classic VRV configuration

› For standard cooling & heating requirements
› Connectable to all standard VRV indoor units, controls and ventilation
› Contains all standard VRV features (see page 206)



RXYCQ14-20A

| Outdoor unit | | | | RXYCQ | 8A | 10A | 12A | 14A | 16A | 18A | 20A |
|---|---|---|---|---|---|---|---|---|---|---|---|
| Capacity range | | | | HP | 8 | 10 | 12 | 14 | 16 | 18 | 20 |
| Cooling capacity | Nom. | | | kW | 20.0 | 25.0 | 30.0 | 35.0 | 40.0 | 45.0 | 50.4 |
| Heating capacity | Nom. | | | kW | 22.4 | 28.0 | 33.6 | 37.5 | 44.8 | 50.4 | 56.5 |
| Power input - 50Hz | Cooling | Nom. | | kW | 6.60 | 6.74 | 8.77 | 11.4 | 12.9 | 15.0 | 17.9 |
| | Heating | Nom. | | kW | 5.80 | 7.00 | 8.62 | 9.74 | 11.8 | 13.8 | 16.1 |
| EER | | | | | 3.03 | 3.71 | 3.42 | 3.07 | 3.10 | 3.00 | 2.81 |
| COP | | | | | 3.86 | 4.00 | 3.90 | 3.85 | 3.80 | 3.65 | 3.50 |
| Maximum number of connectable indoor units | | | | | 64 | | | | | | |
| Indoor index connection | Min. | | | | 100 | 125 | 150 | 175 | 200 | 225 | 250 |
| | Nom. | | | | 200 | 250 | 300 | 350 | 400 | 450 | 500 |
| | Max. | | | | 200 | 250 | 360 | 420 | 480 | 540 | 600 |
| Dimensions | Unit | HeightxWidthxDepth | | mm | 1,680x635x765 | 1,680x930x765 | | | 1,680x1,240x765 | | |
| Weight | Unit | | | kg | 159 | 187 | 240 | | 316 | | 324 |
| Fan | Air flow rate | Cooling | Nom. | $m^3$/min | 95 | 171 | 185 | 196 | 233 | | 239 |
| Sound power level | Cooling | Nom. | | dBA | 78 | 81 | | | 86 | | 88 |
| Sound pressure level | Cooling | Nom. | | dBA | 58 | 59 | 61 | | 64 | 65 | 66 |
| Operation range | Cooling | Min.~Max. | | °CDB | -5~43 | | | | | | |
| | Heating | Min.~Max. | | °CWB | -20~15.5 | | | | | | |
| Refrigerant | Type / GWP | | | | R-410A / 2,087.5 | | | | | | |
| | Charge | | | kg | 6.2 | 7.7 | 8.4 | 8.6 | 11.3 | 11.5 | 17.7 |
| | Charge | | | $TCO_2Eq$ | 12.9 | 16.1 | 17.5 | 18 | 23.6 | 24 | 24.4 |
| Piping connections | Liquid | OD | | mm | 9.52 | | | | 12.7 | | 15.9 |
| | Gas | OD | | mm | 15.9 | 19.1 | 22.2 | 28.6 | | | |
| | Total piping length | System | Actual | m | 300 | | | | | | |
| Power supply | Phase/Frequency/Voltage | | | Hz/V | 3N~/50/380-415 | | | | | | |
| Current - 50Hz | Maximum fuse amps (MFA) | | | A | 16 | 25 | | | 40 | | |

# Replacement technology



## The quick and quality way of upgrading R-22 and R-407C systems

## The phase-out period for R-22 is over. Act now!

### R-22 ban in Europe

Service and maintenance with R-22 will be prohibited after january 1st, 2015, meaning repairs will be impossible to R-22 systems. Avoid unexpected downtime for your customers and replace these systems now!

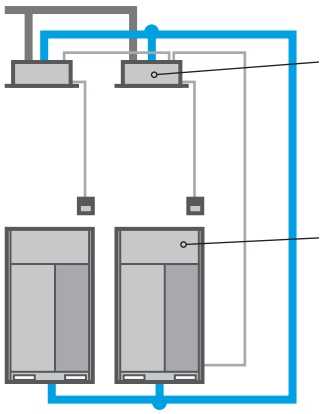

### The Daikin low-cost upgrade solution

**! Replace indoor units and BS boxes**
Contact your local dealer to check compatibility in case you need to keep the indoor units.

**! Replace outdoor units**

## These benefits willconvince your customer

### Always operational

#### Avoid loss of business

Replacing now prevents unplanned, lengthy downtime of air conditioning systems. It also avoids loss of business for shops, complaints from guests in hotels, lower working efficiency and loss of tenants in offices.

#### Quick and easy installation

No interruption of daily business while replacing the system thanks to phased-in, fast installation.

#### Smaller footprint, more performance

Thanks to a smaller footprint, Daikin outdoor units save space. Also, more indoor units can be connected to the new outdoor unit compared to the old system, allowing to increase capacity.

#### Lower long-term costs

EU Directives prohibit system repairs with R-22 after January 1st, 2015. Delaying the required R-22 replacement until an unplanned system breakdown is a losing game. Replacement day will come. Installing a technically advanced system lowers energy consumption and maintenance costs from day one.

Up to 48% less consumption

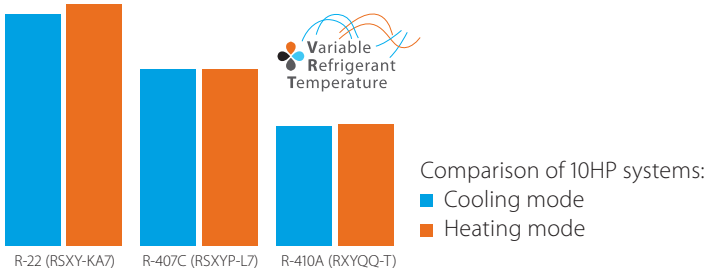




# VRV-Q benefits to increase your profit

## Optimise your business

### Less installation time

Tackle more projects in less time thanks to faster installation. It is more profitable than replacing the full system with new piping.

### Lower installation costs

Reducing installation costs enables you to offer customers the most cost-effective solution and improve your competitive edge.

### Replace non-Daikin systems

It is a trouble-free replacement solution for Daikin systems and for systems made by other manufacturers.

### Easy as one-two-three

A simple solution for replacement technology enables you to handle more projects for more customers in less time and offer them the best price! Everybody gains.

## Compare installation steps

| Conventional solution | VRV-Q |
|---|---|
| 1 Recover refrigerant | 1 Recover refrigerant |
| 2 Remove units | 2 Remove units |
| 3 Remove refrigerant pipes | Re-use existing piping and wiring |
| 4 Install new piping and wiring | |
| 5 Install new units | 3 Install new units |
| 6 Leak test | 4 Leak test |
| 7 Vacuum drying | 5 Vacuum drying |
| 8 Refrigerant charging | 6 Auromatic refrigerant charging, cleaning and testing |
| 9 Collect contamination | |
| 10 Test operation | |

**Up to 45% shorter installation time**

## Automatic refrigerant charge

The unique automatic refrigerant charge eliminates the need to calculate refrigerant volume and ensures that the system will operate perfectly. Not knowing the exact piping lengths because of changes or mistakes in case you didn't do the original installation or replacing a competitor installation no longer poses a problem.

## Automatic pipe cleaning

There is no need to clean inside piping as this is handled automatically by the VRV-Q unit. Finally the test operation is performed automatically to save time.



**One touch convenience:**

- Measure and charge refrigerant
- Automatic pipe cleaning
- Test operation

RQCEQ-P (heat recovery) / RQYQ-P /
RXYQQ-T (heat pump)

# Replacement VRV

## Quick & quality replacement for R-22 and R-407C systems

- Cost-effective and fast replacement through re-use of exisiting piping
- Up to 80% more efficient than R-22 systems
- No interuption of daily business while replacing your system
- Replace Daikin and other manufacturers systems safely
- Automatic cleaning of refrigerant pipe work ensures a quality replacement
- Possibility to increase capacity
- Limited and phased investment cost
- Incorporates VRV IV standards & technologies: Variable Refrigerant Temperature, VRV configurator, 7 segment display and full inverter compressors, 4-side heat exchanger, refrigerant cooled PCB, new DC fan motor (see page 203) (for RXYQQ-T only)
- Contains all standard VRV features (see page 206)



RQCEQ712-848P

| Outdoor system | | | | | RQCEQ | 280P | 360P | 460P | 500P | 540P | 636P | 712P | 744P | 816P | 848P |
|---|---|---|---|---|---|---|---|---|---|---|---|---|---|---|---|
| System | Outdoor unit module 1 | | | | | RQEQ140P | RQEQ180P | RQEQ140P | | RQEQ180P | RQEQ212P | RQEQ140P | | RQEQ180P | RQEQ212P |
| | Outdoor unit module 2 | | | | | RQEQ140P | RQEQ180P | RQEQ140P | RQEQ180P | | RQEQ212P | RQEQ180P | | RQEQ212P | |
| | Outdoor unit module 3 | | | | | - | | RQEQ180P | | | RQEQ212P | RQEQ180P | RQEQ212P | | |
| | Outdoor unit module 4 | | | | | - | | | | | | RQEQ212P | | | |
| Capacity range | | | | | HP | 10 | 13 | 16 | 18 | 20 | 22 | 24 | 26 | 28 | 30 |
| Cooling capacity | Nom. | | | | kW | 28.0 | 36.0 | 45.0 | 50.0 | 54.0 | 63.6 | 71.2 | 74.4 | 81.6 | 84.8 |
| Heating capacity | Nom. | | | | kW | 32.0 | 40.0 | 52.0 | 56.0 | 60.0 | 67.2 | 78.4 | 80.8 | 87.2 | 89.6 |
| Power input - 50Hz | Cooling | Nom. | | | kW | 7.04 | 10.3 | 12.2 | 13.9 | 15.5 | 21.9 | 21.2 | 23.3 | 27.1 | 29.2 |
| | Heating | Nom. | | | kW | 8.00 | 10.7 | 13.4 | 14.7 | 16.1 | 17.7 | 20.7 | 21.2 | 23.1 | 23.6 |
| EER | | | | | | 3.98 | 3.48 | 3.77 | 3.61 | 3.48 | 2.90 | 3.36 | 3.19 | 3.01 | 2.90 |
| COP | | | | | | 4.00 | 3.72 | 3.89 | 3.80 | 3.72 | 3.79 | 3.80 | 3.81 | 3.77 | 3.79 |
| Maximum number of connectable indoor units | | | | | | 21 | 28 | 34 | 39 | 43 | 47 | 52 | 56 | 60 | 64 |
| Indoor index connection | Min. | | | | | 140 | 180 | 230 | 250 | 270 | 318 | 356 | 372 | 408 | 424 |
| | Nom. | | | | | 280 | 360 | 500 | | 540 | 636 | 712 | 744 | 816 | 848 |
| | Max. | | | | | 364 | 468 | 598 | 650 | 702 | 827 | 926 | 967.0 | 1,061 | 1,102 |
| Sound pressure level | Cooling | Nom. | | | dBA | 57 | 61 | | 62 | 63 | 64 | 63 | 64 | 65 | 66 |
| Piping connections | Liquid | OD | | | mm | 9.52 | 12.7 | | 15.9 | | | 19.1 | | | |
| | Gas | OD | | | mm | 22.2 | 25.4 | 28.6 | | | | 34.9 | | | |
| | Discharge gas | OD | | | mm | 19.1 | | 22.2 | | | 25.4 | | | 28.6 | |
| | Total piping length | System | Actual | | m | 300 | | | | | | | | | |
| Current - 50Hz | Maximum fuse amps (MFA) | | | | A | 30 | 40 | 50 | 60 | | 70 | 80 | | 90 | |

| Outdoor unit module | | | | RQEQ | 140P | 180P | 212P |
|---|---|---|---|---|---|---|---|
| Dimensions | Unit | HeightxWidthxDepth | | mm | 1,680x635x765 | | |
| Weight | Unit | | | kg | 175 | | 179 |
| Fan | Air flow rate | Cooling | Nom. | $m^3$/min | 95 | 110 | |
| Sound power level | Cooling | Nom. | | dBA | - | | |
| Sound pressure level | Cooling | Nom. | | dBA | 54 | 58 | 60 |
| Operation range | Cooling | Min.~Max. | | °CDB | -5~43 | | |
| | Heating | Min.~Max. | | °CWB | -20~15.5 | | |
| Refrigerant | Type / GWP | | | | R-410A / 2,087.5 | | |
| | Charge | | | kg | 10.3 | 10.6 | 11.2 |
| | Charge | | | $TCO_2Eq$ | 21.5 | 22.1 | 23.4 |
| Power supply | Phase/Frequency/Voltage | | | Hz/V | 3~/50/380-415 | | |
| Current - 50Hz | Maximum fuse amps (MFA) | | | A | 15 | 20 | 22.5 |

VRV IV Q-series

Variable Refrigerant Temperature

# Replacement VRV



RXYQQ8-12T

| Outdoor system | | | | | RXYQQ | RQYQ140P | 8T | 10T | 12T | 14T | 16T | 18T | 20T | 22T | 24T |
|---|---|---|---|---|---|---|---|---|---|---|---|---|---|---|---|
| System | Outdoor unit module 1 | | | | | - | | | | | | | | RXYQQ10T | RXYQQ8T |
| | Outdoor unit module 2 | | | | | - | | | | - | | | | RXYQQ12T | RXYQQ16T |
| Capacity range | | | | | HP | 5 | 8 | 10 | 12 | 14 | 16 | 18 | 20 | 22 | 24 |
| Cooling capacity | Nom. | | | | kW | 14.0 | 22.4 | 28.0 | 33.5 | 40.0 | 45.0 | 50.4 | 56.0 | 61.5 | 67.4 |
| Heating capacity | Nom. | | | | kW | 16.0 | 25.0 | 31.5 | 37.5 | 45.0 | 50.0 | 50.4 | 63.0 | 69.0 | 75.0 |
| Power input - 50Hz | Cooling | Nom. | | | kW | 3.36 | 5.21 | 7.29 | 8.98 | 11.0 | 13.0 | 15.0 | 18.5 | 16.27 | 18.21 |
| | Heating | Nom. | | | kW | 3.91 | 5.51 | 7.38 | 9.10 | 11.2 | 12.8 | 12.6 | 17.0 | 16.48 | 18.31 |
| EER | | | | | | 4.17 | 4.30 | 3.84 | 3.73 | 3.64 | 3.46 | 3.36 | 3.03 | 3.78 | 3.70 |
| ESEER | | | | | | - | 6.37 (1) / 7.53 (2) | 5.67 (1) / 7.20 (2) | 5.50 (1) / 6.96 (2) | 5.31 (1) / 6.83 (2) | 5.05 (1) / 6.50 (2) | 4.00 (1) / 3.87 (2) | 4.42 (1) / 5.67 (2) | 5.58 (1) / 7.07 (2) | 5.42 (1) / 6.81 (2) |
| COP | | | | | | 4.09 | 4.54 | 4.27 | 4.12 | 4.02 | 3.91 | 4.97 | 3.71 | 4.19 | 4.10 |
| Maximum number of connectable indoor units | | | | | | 10 | 64 (3) | | | | | | | 64 (3) | |
| Indoor index connection | Min. | | | | | 62.5 | 100 | 125 | 150 | 175 | 200 | 225 | 250 | 275 | 300 |
| | Nom. | | | | | 125 | 200 | 250 | 300 | 350 | 400 | 450 | 500 | 550 | 600 |
| | Max. | | | | | 162.5 | 260 | 325 | 390 | 455 | 520 | 585 | 650 | 715 | 780 |
| Dimensions | Unit | HeightxWidthxDepth | | | mm | 1,680x635x765 | 1,685x930x765 | | | 1,685x1,240x765 | | | | - | |
| Weight | Unit | | | | kg | 175 | 187 | 194 | | 305 | | 314 | | - | |
| Fan | Air flow rate | Cooling | Nom. | | $m^3$/min | 95 | 162 | 175 | 185 | 223 | 260 | 251 | 261 | - | |
| Sound power level | Cooling | Nom. | | | dBA | - | 78 | 79 | 81 | | 86 | | 88 | - | |
| Sound pressure level | Cooling | Nom. | | | dBA | 54.0 | 58 | | 61 | | 64 | 65 | 66 | - | |
| Operation range | Cooling | Min.~Max. | | | °CDB | -5~43 | | | | | | | | - | |
| | Heating | Min.~Max. | | | °CWB | -20~15.5 | | | | | | | | - | |
| Refrigerant | Type / GWP | | | | | R-410A / 2,087.5 | | | | | | | | - | |
| | Charge | | | | kg | 11.1 | 5.9 | 6 | 6.3 | 10.3 | 10.4 | 11.7 | 11.8 | - | |
| | Charge | | | | $TCO_2Eq$ | 23.2 | 12.3 | 12.5 | 13.2 | 21.5 | 21.7 | 24.4 | 24.6 | - | |
| Piping connections | Liquid | OD | | | mm | 9.52 | 9.52 | | 12.7 | | | 15.9 | | | |
| | Gas | OD | | | mm | 15.9 | 19.1 | 22.2 | 28.6 | | | | | | 34.9 |
| | Total piping length | System | Actual | | m | 300 | 300 | | | | | | | | |
| Power supply | Phase/Frequency/Voltage | | | | Hz/V | 3N~/50/380-415 | | | | | | | | - | |
| Current - 50Hz | Maximum fuse amps (MFA) | | | | A | 15 | 20 | 25 | 32 | | 40 | | 50 | 63 | |

| Outdoor system | | | | | RXYQQ | 26T | 28T | 30T | 32T | 34T | 36T | 38T | 40T | 42T |
|---|---|---|---|---|---|---|---|---|---|---|---|---|---|---|
| System | Outdoor unit module 1 | | | | | RXYQQ12T | | | RXYQQ16T | | | RXYQQ8T | RXYQQ10T | |
| | Outdoor unit module 2 | | | | | RXYQQ14T | RXYQQ16T | RXYQQ18T | RXYQQ16T | RXYQQ18T | RXYQQ20T | RXYQQ10T | RXYQQ12T | RXYQQ16T |
| | Outdoor unit module 3 | | | | | - | | | | | | RXYQQ20T | RXYQQ18T | RXYQQ16T |
| Capacity range | | | | | HP | 26 | 28 | 30 | 32 | 34 | 36 | 38 | 40 | 42 |
| Cooling capacity | Nom. | | | | kW | 73.5 | 78.5 | 83.5 | 90.0 | 95.0 | 101.0 | 106.4 | 111.5 | 118.0 |
| Heating capacity | Nom. | | | | kW | 82.5 | 87.5 | 93.5 | 100.0 | 106.0 | 113.0 | 119.5 | 125.0 | 131.5 |
| Power input - 50Hz | Cooling | Nom. | | | kW | 19.98 | 21.98 | 23.68 | 26.0 | 27.7 | 31.5 | 31.00 | 30.97 | 33.29 |
| | Heating | Nom. | | | kW | 20.30 | 21.90 | 23.50 | 25.6 | 27.2 | 29.8 | 29.89 | 30.88 | 32.98 |
| EER | | | | | | 3.68 | 3.57 | 3.53 | 3.5 | 3.4 | 3.2 | 3.43 | 3.60 | 3.54 |
| ESEER | | | | | | 5.39 (1) / 6.89 (2) | 5.23 (1) / 6.69 (2) | 5.17 (1) / 6.60 (2) | 5.05 (1) / 6.50 (2) | 5.01 (1) / 6.44 (2) | 4.68 (1) / 6.02 (2) | 5.03 (1) / 6.36 (2) | 5.29 (1) / 6.74 (2) | 5.19 (1) / 6.65 (2) |
| COP | | | | | | 4.06 | 4.00 | 3.98 | 3.9 | | 3.8 | 4.00 | 4.05 | 3.99 |
| Maximum number of connectable indoor units | | | | | | 64 (3) | | | | | | | | |
| Indoor index connection | Min. | | | | | 325 | 350 | 375 | 400 | 425 | 450 | 475 | 500 | 525 |
| | Nom. | | | | | 650 | 700 | 750 | 800 | 850 | 900 | 950 | 1,000 | 1,050 |
| | Max. | | | | | 845 | 910 | 975 | 1,040 | 1,105 | 1,170 | 1,235 | 1,300 | 1,365 |
| Sound power level | Cooling | Nom. | | | dBA | - | | | | | | | | |
| Sound pressure level | Cooling | Nom. | | | dBA | - | | | | | | | | |
| Piping connections | Liquid | OD | | | mm | 19.1 | | | | | | | | |
| | Gas | OD | | | mm | 34.9 | | | | | 41.3 | | | |
| | Total piping length | System | Actual | | m | 300 | | | | | | | | |
| Current - 50Hz | Maximum fuse amps (MFA) | | | | A | 63 | | 80 | | | | 100 | | |

(1) The STANDARD ESEER value corresponds with normal VRV4 Heat Pump operation, not taking into account advanced energy saving operation functionality (2) The AUTOMATIC SEER value corresponds with normal VRV4 Heat Pump operation, taking into account advanced energy saving operation functionality ( variable refrigerant temperature control operation) (3) Actual number of connectable indoor units depends on the indoor unit type (VRV indoor, Hydrobox, RA indoor, etc.) and the connection ratio restriction for the system (50% <= CR <= 130%)




# PARK PHI
# BREAAM® EXCELLENT OFFICE BUILDING
# WATERCOOLED VRV

# VRV IV water cooled series

## Ideal for high rise buildings, using water as heat source

- Unified range for standard and geothermal series simplifies stock. Geothermal series reduce $CO_2$ emmisions thanks to the use of geothermal energy as a renewable energy source
- No need for an external heating or cooling source when used in geothermal mode
- Covers all thermal needs of a building via a single point of contact: accurate temperature control, ventilation, hot water, air handling units and Biddle air curtains
- Compact & lightweight design can be stacked for maximum space saving
- Incorporates VRV IV standards & technologies: Variable Refrigerant Temperature and full inverter compressors (see page 203)
- 2-stage heat recovery: first stage between indoor units, second stage between outdoor units thanks to the storage of energy in the water circuit
- Available in heat pump and heat recovery version
- Variable Water Flow control option increases flexibility and control
- Easy compliance with F-gas regulation thanks to automated refrigerant containment check
- Contains all standard VRV features (see page 206)




RWEYQ8-10T



Standard operation

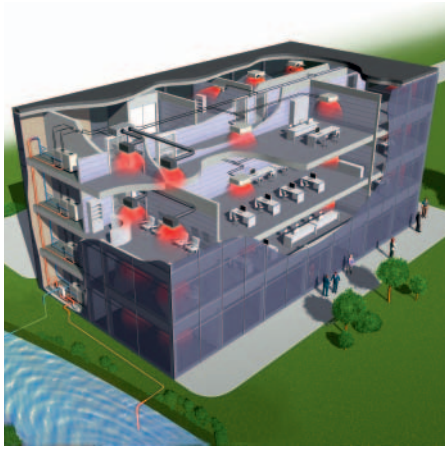

Geothermal operation

| Outdoor unit | | | | | RWEYQ | 8T | 10T | 16T | 18T | 20T | 24T | 26T | 28T | 30T |
|---|---|---|---|---|---|---|---|---|---|---|---|---|---|---|
| System | Outdoor unit module 1 | | | | | RWEYQ8T | RWEYQ10T | RWEYQ8T | | RWEYQ10T | RWEYQ8T | | | RWEYQ10T |
| | Outdoor unit module 2 | | | | | - | | RWEYQ8T | RWEYQ10T | | RWEYQ8T | | RWEYQ10T | |
| | Outdoor unit module 3 | | | | | | | - | | | RWEYQ8T | RWEYQ10T | | |
| Capacity range | | | | | HP | 8 | 10 | 16 | 18 | 20 | 24 | 26 | 28 | 30 |
| Cooling capacity | Nom. | | | | kW | 22.4 | 28.0 | 44.8 | 50.4 | 56.0 | 67.2 | 72.8 | 78.4 | 84.0 |
| Heating capacity | Nom. | | | | kW | 25.0 | 31.5 | 50.0 | 56.5 | 63.0 | 75.0 | 81.5 | 88.0 | 94.5 |
| Power input - 50Hz | Cooling | Nom. | | | kW | 4.42 | 6.14 | 8.8 | 10.6 | 12.3 | 13.3 | 15.0 | 16.7 | 18.4 |
| | Heating | Nom. | | | kW | 4.21 | 6.00 | 8.4 | 10.2 | 12.0 | 12.6 | 14.4 | 16.2 | 18.0 |
| EER | | | | | | 5.07 | 4.56 | 5.07 | 4.77 | 4.56 | 5.07 | 4.86 | 4.69 | 4.56 |
| COP | | | | | | 5.94 | 5.25 | 5.94 | 5.53 | 5.25 | 5.94 | 5.65 | 5.43 | 5.25 |
| Maximum number of connectable indoor units | | | | | | 36 | | | | | | | | |
| Indoor index connection | Min. | | | | | 100 | 125 | 200 | 225 | 250 | 300 | 325 | 350 | 375 |
| | Nom. | | | | | 200 | 250 | 400 | 450 | 500 | 600 | 650 | 700 | 750 |
| | Max. | | | | | 260 | 325 | 520 | 585 | 650 | 780 | 845 | 910 | 975 |
| Dimensions | Unit | HeightxWidthxDepth | | | mm | 1,000x780x550 | | - | | | | | | |
| Weight | Unit | | | | kg | 137 | | - | | | | | | |
| Fan | Air flow rate | Cooling | Nom. | | $m^3$/min | - | | | | | | | | |
| Sound power level | Cooling | Nom. | | | dBA | - | | | | | | | | |
| Sound pressure level | Cooling | Nom. | | | dBA | 50 | 51 | 53 | 54 | | 55 | | | 56 |
| Operation range | Inlet water temperature | Cooling | Min.~Max. | | °CDB | 10~45 | | | | | | | | |
| | | Heating | Min.~Max. | | °CWB | -10 / 10.0~45 | | | | | | | | |
| Refrigerant | Type / GWP | | | | | R-410A / 2,087.5 | | | | | | | | |
| | Charge | | | | kg | 3.5 | 4.2 | - | - | - | - | - | - | - |
| | Charge | | | | $TCO_2Eq$ | 7.3 | 8.8 | - | - | - | - | - | - | - |
| Piping connections | Liquid | OD | | | mm | 9.52 | | 12.7 | 15.9 | | | 19.1 | | |
| | Gas | OD | | | mm | 19.10 (1) | 22.2 (1) | 28.6 (1) | | | 34.9 (1) | | | |
| | Discharge gas | OD | | | mm | 15.9 (2) / 19.10 (3) | 19.1 (2) / 22.10 (3) | 22.2 (2) / 28.60 (3) | | | 28.6 (2) / 34.90 (3) | | | |
| | Water | Inlet/Outlet | | | | PT1 1/4B internal thread/PT1 1/4B internal thread | | | | | | | | |
| | Total piping length | System | Actual | | m | 300 | | | | | | | | |
| Power supply | Phase/Frequency/Voltage | | | | Hz/V | 3N~/50/380-415 | | | | | | | | |
| Current - 50Hz | Maximum fuse amps (MFA) | | | | A | 20 | | 32 | | | 50 | | | |

(1) In case of heat pump system, gas pipe is not used (2) In case of heat recovery system (3) In case of heat pump system

BS1Q-A

# Individual branch selector for VRV IV heat recovery


BS1Q-A

› Unique range of single and multi BS boxes for flexible and fast design
› Compact & light to install
› Ideal for remote rooms as no drain piping is needed
› Allows integration of server rooms into the heat recovery solution thanks to technical cooling function
› Connect up to 250 class unit (28kW)
› Faster installation thanks to open connection
› Allows multi tenant applications
› Connectable to REYQ-T VRV IV heat recovery units

| Indoor unit | | | | BS | 1Q10A | 1Q16A | 1Q25A |
|---|---|---|---|---|---|---|---|
| Power input | Cooling | Nom. | | kW | 0.005 | | |
| | Heating | Nom. | | kW | 0.005 | | |
| Maximum number of connectable indoor units | | | | | 5 | 8 | |
| Maximum capacity index of connectable indoor units | | | | | 15 < x ≤ 100 | 100<x≤160 | 160<x≤250 |
| Dimensions | Unit | HeightxWidthxDepth | | mm | 207x388x326 | | |
| Weight | Unit | | | kg | 12 | | 15 |
| Casing | Material | | | | Galvanised steel plate | | |
| Piping connections | Outdoor unit | Liquid | Type/OD | mm | Brazing connection/9.5 | | |
| | | Gas | Type/OD | mm | Brazing connection/15.9 | | Brazing connection/22.2 |
| | | Discharge gas | Type/OD | mm | Brazing connection/12.7 | | Brazing connection/19.1 |
| | Indoor unit | Liquid | Type/OD | mm | Brazing connection/9.5 | | |
| | | Gas | Type/OD | mm | Brazing connection/15.9 | | Brazing connection/22.2 |
| Sound absorbing thermal insulation | | | | | Foamed polyurethane Flame-resistant needle felt | | |
| Power supply | Phase/Frequency/Voltage | | | Hz/V | 1~/50/220-240 | | |
| Total circuit | Maximum fuse amps (MFA) | | | A | 15 | | |

BS-Q14A

# Multi branch selector for VRV IV heat recovery


BS6,8Q14A

› Unique range of single and multi BS boxes for flexible and fast design
› Major reduction in installation time thanks to wide range, compact size and light weight multi BS boxes
› Up to 70% smaller and 66% lighter than previous series
› Faster installation thanks to a reduced number of brazing points and wiring
› All indoor units connectable to one BS box
› Less inspection ports needed compared to installing single BS boxes
› Up to 16kW capacity available per port
› Connect up to 250 class unit (28kW) by combining 2 ports
› No limit on unused ports allowing phased installation
› Faster installation thanks to open connection
› Connectable to REYQ-T VRV IV heat recovery units

| Indoor unit | | | | BS | 4Q14A | 6Q14A | 8Q14A | 10Q14A | 12Q14A | 16Q14A |
|---|---|---|---|---|---|---|---|---|---|---|
| Power input | Cooling | Nom. | | kW | 0.043 | 0.064 | 0.086 | 0.107 | 0.129 | 0.172 |
| | Heating | Nom. | | kW | 0.043 | 0.064 | 0.086 | 0.107 | 0.129 | 0.172 |
| Maximum number of connectable indoor units | | | | | 20 | 30 | 40 | 50 | 60 | 64 |
| Maximum number of connectable indoor units per branch | | | | | 5 | | | | | |
| Number of branches | | | | | 4 | 6 | 8 | 10 | 12 | 16 |
| Maximum capacity index of connectable indoor units | | | | | 400 | 600 | 750 | | | |
| Maximum capacity index of connectable indoor units per branch | | | | | 140 | | | | | |
| Dimensions | Unit | HeightxWidthxDepth | | mm | 298x370x430 | 298x580x430 | | 298x820x430 | | 298x1,060x430 |
| Weight | Unit | | | kg | 17 | 24 | 26 | 35 | 38 | 50 |
| Casing | Material | | | | Galvanised steel plate | | | | | |
| Piping connections | Outdoor unit | Liquid | OD | mm | 9.5 | 12.7 | 12.7 / 15.9 | 15.9 | 15.9 / 19.1 | 19.1 |
| | | Gas | OD | mm | 22.2 / 19.1 | 28.6 / 22.2 | 28.6 | 28.6 / 34.9 | | 34.9 |
| | | Discharge gas | OD | mm | 19.1 / 15.9 | 19.1 / 22.2 | 19.1 / 22.2 / 28.6 | 28.6 | | |
| | Indoor unit | Liquid | OD | mm | 9.5 / 6.4 | | | | | |
| | | Gas | OD | mm | 15.9 / 12.7 | | | | | |
| | Drain | | | | VP20 (I.D. 20/O.D. 26) | | | | | |
| Sound absorbing thermal insulation | | | | | Urethane foam, polyethylene foam | | | | | |
| Power supply | Phase/Frequency/Voltage | | | Hz/V | 1~/50/220-440 | | | | | |
| Total circuit | Maximum fuse amps (MFA) | | | A | 15 | | | | | |

BSVQ-P9B

# Individual branch selector for VRV heat recovery

- Allows individual cool / heat switching of 1 group of indoor units
- Maximum design flexibility because individual and multi boxes can be combined in one system
- Low built-in height
- No drain piping needed
- Allows multi tenant applications (option PCB required)
- Connectable to VRV W-IV series (RWEYQ-T)



BSVQ-P9B

| Indoor unit | | | | | BSVQ | 100P9B | 160P9B | 250P9B |
|---|---|---|---|---|---|---|---|---|
| Power input | Cooling | Nom. | | | kW | 0.005 | | |
| | Heating | Nom. | | | kW | 0.005 | | |
| Maximum number of connectable indoor units | | | | | | 6 | 8 | |
| Maximum capacity index of connectable indoor units | | | | | | 15 < x ≤ 100 | 100<x≤160 | 160<x≤250 |
| Dimensions | Unit | HeightxWidthxDepth | | | mm | 207x388x326 | | |
| Weight | Unit | | | | kg | 12 | | 15 |
| Casing | Material | | | | | Galvanised steel plate | | |
| Piping connections | Outdoor unit | Liquid | Type/OD | | mm | Brazing connection/9.5 | | |
| | | Gas | Type/OD | | mm | Brazing connection/15.9 | | Brazing connection/22.2 |
| | | Discharge gas | Type/OD | | mm | Brazing connection/12.7 | Brazing connection/12.7 | Brazing connection/19.1 |
| | Indoor unit | Liquid | Type/OD | | mm | Brazing connection/9.5 | | |
| | | Gas | Type/OD | | mm | Brazing connection/15.9 | Brazing connection/15.9 | Brazing connection/22.2 |
| Sound absorbing thermal insulation | | | | | | Foamed polyurethane Flame-resistant needle felt | | |
| Power supply | Phase/Frequency/Voltage | | | | Hz/V | 1~/50/220-240 | | |
| Total circuit | Maximum fuse amps (MFA) | | | | A | 15 | | |

BSV4Q-PV/BSV6Q-PV

# Multi branch selector for VRV heat recovery

- Faster installation thanks to a reduced number of brazing points and wiring
- Allows individual cool / heat switching for up to 4 or 6 groups of indoor units
- Maximum design flexibility because individual and multi boxes can be combined in one system
- Low built-in height
- No drain piping needed
- Connectable to VRV W-IV series (RWEYQ-T)



BSV4Q100PV

| Indoor unit | | | | | BSV4Q-PV/BSV6Q-PV | 4Q100PV | 6Q100PV |
|---|---|---|---|---|---|---|---|
| Power input | Cooling | Nom. | | | kW | 0.020 | 0.030 |
| | Heating | Nom. | | | kW | 0.020 | 0.030 |
| Maximum number of connectable indoor units | | | | | | 24 | 36 |
| Maximum number of connectable indoor units per branch | | | | | | 6 | |
| Number of branches | | | | | | 4 | 6 |
| Maximum capacity index of connectable indoor units | | | | | | 400 | 600 |
| Maximum capacity index of connectable indoor units per branch | | | | | | 100 | |
| Dimensions | Unit | HeightxWidthxDepth | | | mm | 209x1,053x635 | 209x1,577x635 |
| Weight | Unit | | | | kg | 60 | 89 |
| Casing | Material | | | | | Galvanised steel plate | |
| Piping connections | Outdoor unit | Liquid | Type/OD | | mm | Brazing connection/12.7 | Brazing connection/15.9 |
| | | Gas | Type/OD | | mm | Brazing connection/28.6 | |
| | | Discharge gas | Type/OD | | mm | Brazing connection/19.1 | Brazing connection/28.6 |
| | Indoor unit | Liquid | Type/OD | | mm | Brazing connection/9.5 | |
| | | Gas | Type/OD | | mm | Brazing connection/15.9 | |
| Sound absorbing thermal insulation | | | | | | Foamed polyurethane Flame-resistant needle felt | |
| Power supply | Phase/Frequency/Voltage | | | | Hz/V | 1~/50/220-240 | |
| Total circuit | Maximum fuse amps (MFA) | | | | A | 15 | |


FXMQ-P7


FXFQ-P9


FXDQ-M9


FXZQ-A

# Products overview VRV

| Type | Model | | Product name | |
|---|---|---|---|---|
| Ceiling mounted cassette | Round flow cassette | - 360° air discharge for optimum efficiency and comfort<br>- Auto cleaning function ensures high efficiency<br>- Intelligent sensors save energy and maximize comfort<br>- Flexibility to suit every room layout<br>- Lowest installation height in the market! | FXFQ-A |  |
| | Fully flat cassette | - Unique design in the market that integrates fully flat into the ceiling<br>- Perfect integration in standard architectural ceiling tiles<br>- Blend of iconic design and engineering excellence with a white or silver and white finish<br>- Intelligent sensors save energy and maximize comfort<br>- Small capacity unit developed for small or well-insulated rooms<br>- Flexibility to suit every room layout | FXZQ-A |  |
| | 2-way blow ceiling mounted cassette | - Thin, lightweight design installs easily in narrow ceiling spaces<br>- Depth of all units is 620mm, ideal for narrow ceiling spaces<br>- Flexibility to suit every room layout<br>- Reduced energy consumption thanks to DC fan motor<br>- Stylish unit blends easily with any interior. The flaps close entirely when the unit is not operating<br>- Optimum comfort guaranteed with automatic air flow adjustment to the required load | FXCQ-A |  |
| | Ceiling mounted corner cassette | - 1-way blow unit for corner installation<br>- Compact dimensions enable installation in narrow ceiling voids<br>- Flexible installation thanks to different air discharge options | FXKQ-MA |  |
| Concealed ceiling | Small concealed ceiling unit | - Designed for hotel rooms<br>- Compact dimensions enable installation in narrow ceiling voids<br>- Discretely concealed in the ceiling: only the grilles are visible<br>- Flexible installation as the air suction direction can be altered from rear to bottom suction | FXDQ-M9 |  |
| | Slim concealed ceiling unit | - Slim design for flexible installation<br>- Compact dimensions enable installation in narrow ceiling voids<br>- Medium external static pressure up to 44Pa<br>- Only grilles are visible<br>- Small capacity unit developted for small of well-insulated rooms<br>- Reduced energy consumption thanks to DC fan motor | FXDQ-A |  |
| | Concealed ceiling unit with medium ESP | - Optimum comfort guaranteed no matter the length of ductwork or type of grilles<br>- Automatic air flow adjustment function measures the air volume and static pressure and adjusts it towards the nominal air flow, guaranteeing comfort<br>- Medium external static pressure up to 140Pa<br>- Only grilles are visible<br>- Reduced energy consumption thanks to DC fan motor<br>- Flexible installation as the air suction direction can be altered from rear to bottom suction | FXSQ-A |  |
| | Concealed ceiling unit with high ESP | - ESP up to 200, ideal for large sized spaces<br>- Optimum comfort guaranteed no matter the length of ductwork or type of grilles, thanks to automatic air flow adjustment<br>- Only grilles are visible<br>- Reduced energy consumption thanks to DC fan motor<br>- Flexible installation as the air suction direction can be altered from rear to bottom suction | FXMQ-P7 |  |
| | Concealed ceiling unit with high ESP | - ESP up to 270, ideal for extra large sized spaces<br>- Only grilles are visible<br>- Large capacity unit: up to 31.5 kW heating capacity | FXMQ-MA |  |
| Wall mounted | Wall mounted unit | - For rooms with no false ceilings nor free floor space<br>- Flat, stylish front panel blends easily with any interior décor and is more easy to clean<br>- Can easily be installed in both new and refurbishment projects<br>- Small capacity unit developted for small of well-insulated rooms<br>- Reduced energy consumption thanks to DC fan motor<br>- The air is comfortably spread up- and downwards thanks to 5 different discharge angles | FXAQ-P |  |
| Ceiling suspended | Ceiling suspended unit | - For wide rooms with no false ceilings nor free floor space<br>- Ideal for comfortable air flow in wide rooms thanks to Coanda effect<br>- Even rooms with ceilings up to 3.8m can be heated up or cooled down very easily!<br>- Can easily be installed in both new and refurbishment projects<br>- Can even be mounted in corners or narrow spaces without any problem<br>- Reduced energy consumption thanks to DC fan motor | FXHQ-A |  |
| | 4-way blow ceiling suspended unit | - Unique Daikin unit for high rooms with no false ceilings nor free floor space<br>- Even rooms with ceilings up to 3.5m can be heated up or cooled down very easily!<br>- Can easily be installed in both new and refurbishment projects<br>- Flexibility to suit every room layout<br>- Reduced energy consumption thanks to DC fan motor | FXUQ-A |  |
| Floor standing | Floor standing unit | - For perimeter zone air conditioning<br>- Can be installed in front of glass walls or free standing as both the front and the back are finished<br>- Ideal for installation beneath a window<br>- Stylish unit blends easily with any interior<br>- Requires very little installation space<br>- Wall mounted installation facilitates cleaning beneath the unit | FXLQ-P |  |
| | Concealed floor standing unit | - Ideal for installation in offices, hotels and residential applications<br>- Discretely concealed in the wall, leaving only the suction and discharge grilles visible<br>- Can even be installed underneath a window<br>- Requires very little installation space as the depth is only 200mm<br>- High ESP allows flexible installation | FXNQ-A |  |
| Cooling capacity (kW)[1] | | | | |
| Heating capacity (kW)[2] | | | | |

## Hot water

| Type | Model | | Product name | |
|---|---|---|---|---|
| | High temperature hydrobox for VRV | - For efficient hot water production and space heating<br>- Ideal for hot water in bathrooms, sinks and for underfloor heating, radiators, air handling units, …<br>- Hot water from 25 to 80°C<br>- "Free" heating and hot water through heat recovery<br>- Possibility to connect thermal solar collectors | HXHD-A |  |
| | Low temperature hydrobox for VRV | - For high efficiency space heating and cooling<br>- Ideal for hot or cold water in underfloor, air handling units, low temperature radiators …<br>- Hot/cold water from 5° to 45°C | HXY-A |  |

(1)Nominal cooling capacities are based on: indoor temperature: 27°CDB, 19°CWB, outdoor temperature: 35°CDB, equivalent refrigerant piping: 5m, level difference: 0m.
(2)Nominal heating capacities are based on: indoor temperature: 20°CDB, outdoor temperature: 7°CDB, 6°CWB, equivalent refrigerant piping: 5m, level difference: 0m

Capacity class (kW)

| 15 | 20 | 25 | 32 | 40 | 50 | 63 | 71 | 80 | 100 | 125 | 140 | 200 | 250 |
|---|---|---|---|---|---|---|---|---|---|---|---|---|---|
| | ● | ● | ● | ● | ● | ● | | ● | ● | ● | | | |
| ● | ● | ● | ● | ● | ● | | | | | | | | |
| | ● | ● | ● | ● | ● | ● | | ● | | ● | | | |
| | | ● | ● | ● | | ● | | | | | | | |
| | ● | ● | | | | | | | | | | | |
| ● | ● | ● | ● | ● | ● | ● | | | | | | | |
| ● | ● | ● | ● | ● | ● | ● | | ● | ● | ● | ● | | |
| | | | | | ● | ● | | ● | ● | ● | | | |
| | | | | | | | | | | | | ● | ● |
| ● | ● | ● | ● | ● | ● | ● | | | | | | | |
| | | | ● | | | ● | | | ● | | | | |
| | | | | | | | ● | | ● | | | | |
| | ● | ● | ● | ● | ● | ● | | | | | | | |
| | ● | ● | ● | ● | ● | ● | | | | | | | |
| 1.7 | 2.2 | 2.8 | 3.6 | 4.5 | 5.6 | 7.1 | 8.0 | 9.0 | 11.2 | 14.0 | 16.0 | 22.4 | 28.0 |
| 1.9 | 2.5 | 3.2 | 4.0 | 5.0 | 6.3 | 8.0 | 9.0 | 10.0 | 12.5 | 16.0 | 18.0 | 25.0 | 31.5 |

| 15 | 20 | 25 | 32 | 40 | 50 | 63 | 71 | 80 | 100 | 125 | 140 | 200 | 250 |
|---|---|---|---|---|---|---|---|---|---|---|---|---|---|
| | | | | | | | | ● | | ● | | | |
| | | | | | | | | | | ● | | | |

# Benefits overview

# VRV indoor

| | | | |
|---|---|---|---|
| We care icons |  | Inverter technology | In combination with inverter controlled outdoor units |
| |  | Home leave operation | During absence, the indoor temperature can be maintained at a certain level. |
| |  | Fan only | The air conditioner can be used as fan, blowing air without cooling or heating. |
| |  | Auto cleaning filter | The filter automatically cleans itself once per day. Simplicity of upkeep means optimum energy efficiency and maximum comfort without the need for expensive or time-consuming maintenance. |
| |  | Floor and presence sensor | The presence sensor directs the air away from any person detected in the room, when the air flow control is on. The floor sensor detects the average floor temperature and ensures an even temperature distribution between ceiling and floor. |
| Comfort |  | Draught prevention | When starting to warm up or when the thermostat is off, the air discharge direction is set horizontally and the fan to low speed, to prevent draught. After warming up, air discharge and fan speed are set as desired. |
| |  | Whisper quiet | Daikin indoor units are whisper quiet. Also the outdoor units are guaranteed not to disturb the quiet of the neightbourhood. |
| |  | Auto cooling-heating changeover | Automatically selects cooling or heating mode to achieve the set temperature. |
| Air treatment |  | Air filter | Removes airborne dust particles to ensure a steady supply of clean air. |
| Humidity control |  | Dry programme | Allows humidity levels to be reduced without variations in room temperature. |
| Air flow |  | Ceiling soiling prevention | A special function prevents air blowing out too long in horizontal position, to prevent ceiling stains. |
| |  | Vertical auto swing | Possibility to select automatic vertical moving of the air discharge louvre, for uniform air flow and temperature distribution. |
| |  | Fan speed steps | Allows to select up to the given number of fan speed. |
| |  | Individual flap control | Individual flap control via the wired remote controller makes it simple to fix the position of each flap individually, to suit any new room configuration. Optional closure kits are available as well. |
| Remote control & timer |  | Weekly timer | Timer can be set to start operation anytime on a daily or weekly basis |
| |  | Infrared remote control | Infrared remote control with LCD to start, stop and regulate the air conditioner from a distance. |
| |  | Wired remote control | Wired remote control to start, stop and regulate the air conditioner from a distance. |
| |  | Centralised control | Centralised control to start, stop and regulate several air conditioners from one central point. |
| Other funtions |  | Auto-restart | The unit restarts automatically at the original settings after power failure. |
| |  | Self-diagnosis | Simplifies maintenance by indicating system faults or operating anomalies. |
| |  | Drain pump kit | Facilitates condensation draining from the indoor unit. |
| |  | Multi tenant | The indoor unit's main power supply can be turned off when leaving the hotel or office building. |

| Ceiling mounted cassette units | | | | Concealed ceiling units | | | | | Wall mounted unit | Ceiling suspended units | | Floor standing units | |
|---|---|---|---|---|---|---|---|---|---|---|---|---|---|
| **FXFQ-A** | **FXZQ-A** | **FXCQ-A** | **FXKQ-MA** | **FXDQ-M9** | **FXDQ-A** | **FXSQ-A** | **FXMQ-P7** | **FXMQ-MA** | **FXAQ-P** | **FXHQ-A** | **FXUQ-A** | **FXNQ-A** | **FXLQ-P** |
|  |  |  |  |  |  |   |  |  |  |  |  |  |  |
| ● | ● | ● | ● | ● | ● | ● | ● | ● | ● | ● | ● | ● | ● |
| ● | ● | ● | ● | ● | ● | ● | ● | ● | ● | ● | ● | ● | ● |
| ● | ● | ● | ● | ● | ● | ● | ● | ● | ● | ● | ● | ● | ● |
| ● | | | | | | | | | | | | | |
| ● | ● | | | | | | | | | | | | |
| ● | ● | | ● | | | | | | | | ● | | |
| ● | ● | ● | | | ● | ● | | ● | | | | | |
| ● | ● | ● | ● | ● | ● | ● | ● | ● | ● | ● | ● | ● | ● |
| ● | ● | ● | ● | ● | ● | ● | ● | ● | ● | ● | ● | ● | ● |
| ● | ● | ● | ● | ● | ● | ● | ● | ● | ● | ● | ● | ● | ● |
| ● | ● | ● | ● | | | | | | | | | | |
| ● | ● | ● | ● | | | | | | ● | | ● | | |
| 3 | 3 | 3 | 2 | 2 | 3 | 3 | 3 | 2 | 2 | 3 | 3 | 2 | 2 |
| ● | ● | | | | | | | | | | ● | | |
| ● | ● | ● | ● | ● | ● | ● | ● | ● | ● | ● | ● | ● | ● |
| ● | ● | ● | ● | ● | ● | ● | ● | ● | ● | ● | ● | ● | ● |
| ● | ● | ● | ● | ● | ● | ● | ● | ● | ● | ● | ● | ● | ● |
| ● | ● | ● | ● | ● | ● | ● | ● | ● | ● | ● | ● | ● | ● |
| ● | ● | ● | ● | ● | ● | ● | ● | ● | ● | ● | ● | ● | ● |
| ● | ● | ● | ● | ● | ● | ● | ● | ● | ● | ● | ● | ● | ● |
| Standard | Standard | Standard | Standard | | Standard | Standard | Standard | Optional | Optional | Optional | Standard | | |
| ● | ● | | | ● | ● | ● | ● | | ● | | | ● | ● |

*Note: blue cells contain preliminary data

## FCQG-F/FCQHG-F/FXFQ-A

# Round flow cassette



### Unique functions that help saving costs

› Daikin was the first to launch a cassette using the roundflow principle with sensors* and a unique auto-cleaning decoration panel*.

### ... Energy efficient as no other

› The auto-cleaning panel* means:
- Running costs are reduced by 50% compared with standard solutions thanks to automatic daily filter cleaning
- Less time is required to maintain the filter: dust can easily be removed with a vacuum cleaner without opening the unit

› Thanks to the presence and floor sensors* the unit changes its setpoint or switches off completely, if there are no people present in the room, resulting in energy savings of up to 27%.

### … And improved comfort

› 360° air flow discharge pattern
› The presence sensor* directs the air away from anyone detected in the room
› The floor sensor* detects the average floor temperature and ensure an even temperature distribution between the ceiling and the floor. Cold feet are history!

### Flexible installation

› Flaps can be individually controlled or closed using the wired remote control, to suit room configuration.
Optional closure kits are also available.

## References

**Reference Wolverhampton, UK**
Running costs were reduced with up to 50% compared to standard solutions thanks to daily filter cleaning.

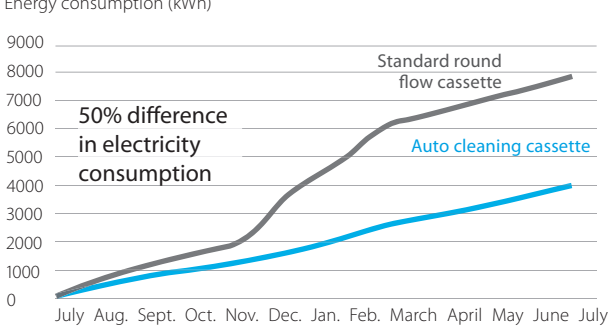


Cumulative energy comparison over 12 months

## Why choose Round flow cassette?

- 360° air discharge for optimum efficiency and comfort in shops, offices and restaurants.

## Marketing tools

› Visit the website: www.daikineurope.com/minisite/round-flow-cassette/

## Benefits for the installer

› Product with unique functions in the market
› Less time needed on site for maintenance
› Use the controller to individually open or close any of the four flaps to easily adapt to a changing room layout
› Easy set-up of the sensor option to improve comfort and save energy.

## Benefits for the consultant

› Product with unique functions in the market
› Designed for use in all types and sizes of commercial offices and retail environments
› Ideal product to improve BREEAM score/EPDB in combination with Sky Air Seasonal Smart or VRV IV heat pump units.

## Benefits for the end user

› Designed for use in all types and sizes of commercial offices and retail environments
› Perfect environment conditions: no more cold draughts or cold feet
› Save up to 50% on running costs with the auto-cleaning panel, which also facilitates maintenance
› Save up to 27% on your energy bill thanks to the sensor option
› Flexible usage of space thanks to individual flap control.

* available as an option

# Round flow cassette

## 360° air discharge for optimum efficiency and comfort

- Daily automatic filter cleaning results in higher efficiency & comfort and lower maintenance costs
- Two optional intelligent sensors improve energy efficiency and comfort
- Individual flap control. Flexibility to suit every room layout without changing the location of the unit!

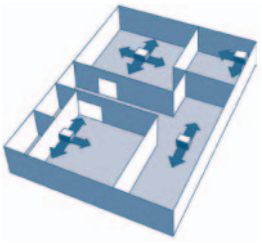

- Lowest installation height in the market: 214mm for class 20-63
- Modern style decoration panel is available in 3 different variations: white (RAL9010) with grey louvers, full white (RAL9010) or auto cleaning panel
- Reduced energy consumption thanks to specially developed small tube heat exchanger, DC fan motor and drain pump
- Fresh air intake integrated in the same system thus reducing installation cost as no additional ventilation is required
- Standard drain pump with 850mm lift increases flexibility and installation speed

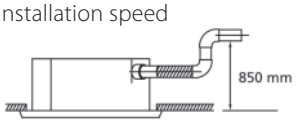





| Indoor unit | | | | FXFQ | 20A | 25A | 32A | 40A | 50A | 63A | 80A | 100A | 125A |
|---|---|---|---|---|---|---|---|---|---|---|---|---|---|
| Cooling capacity | Nom. | | | kW | 2.2 | 2.8 | 3.6 | 4.5 | 5.6 | 7.1 | 9.0 | 11.2 | 14.0 |
| Heating capacity | Nom. | | | kW | 2.5 | 3.2 | 4.0 | 5.0 | 6.3 | 8.0 | 10.0 | 12.5 | 16.0 |
| Power input - 50Hz | Cooling | Nom. | | kW | 0.038 | | | | 0.053 | 0.061 | 0.092 | 0.115 | 0.186 |
| | Heating | Nom. | | kW | 0.038 | | | | 0.053 | 0.061 | 0.092 | 0.115 | 0.186 |
| Dimensions | Unit | Height | | mm | 204 | | | | | | 246 | | 288 |
| | | Width | | mm | 840 | | | | | | | | |
| | | Depth | | mm | 840 | | | | | | | | |
| Weight | Unit | | | kg | 19 | | | 20 | 21 | | 24 | | 26 |
| Casing | Material | | | | Galvanised steel plate | | | | | | | | |
| Decoration panel | Model | | | | BYCQ140D7W1 | | | | | | | | |
| | Colour | | | | Pure White (RAL 9010) | | | | | | | | |
| | Dimensions | HeightxWidthxDepth | | mm | 60x950x950 | | | | | | | | |
| | Weight | | | kg | 5.4 | | | | | | | | |
| Decoration panel 2 | Model | | | | BYCQ140D7W1W | | | | | | | | |
| | Colour | | | | Pure White (RAL 9010) | | | | | | | | |
| | Dimensions | HeightxWidthxDepth | | mm | 60x950x950 | | | | | | | | |
| | Weight | | | kg | 5.4 | | | | | | | | |
| Decoration panel 3 | Model | | | | BYCQ140D7GW1 | | | | | | | | |
| | Colour | | | | Pure White (RAL 9010) | | | | | | | | |
| | Dimensions | HeightxWidthxDepth | | mm | 145x950x950 | | | | | | | | |
| | Weight | | | kg | 10.3 | | | | | | | | |
| Fan-Air flow rate | Cooling | High/Nom./Low | | $m^3$/min | 12.5/10.6/8.8 | | | 13.6/11.6/9.5 | 15.0/12.8/10.5 | 16.5/13.5/10.5 | 22.8/17.6/12.4 | 26.5/19.5/12.4 | 33.0/26.5/19.9 |
| - 50Hz | Heating | High/Nom./Low | | $m^3$/min | 12.5/10.6/8.8 | | | 13.6/11.6/9.5 | 15.0/12.8/10.5 | 16.5/13.5/10.5 | 22.8/17.6/12.4 | 26.5/19.5/12.4 | 33.0/26.5/19.9 |
| Air filter | Type | | | | Resin net with mold resistance | | | | | | | | |
| Sound power level | Cooling | High/Nom. | | dBA | 49/- | | | 51/- | | 53/- | 55/- | 60/- | 61/- |
| Sound pressure | Cooling | High/Nom./Low | | dBA | 31/29/28 | | | 33/31/29 | | 35/33/30 | 38/34/30 | 43/37/30 | 45/41/36 |
| level | Heating | High/Nom./Low | | dBA | 31/29/28 | | | 33/31/29 | | 35/33/30 | 38/34/30 | 43/37/30 | 45/41/36 |
| Refrigerant | Type / GWP | | | | R-410A / 2.087,5 | | | | | | | | |
| Piping connections | Liquid | OD | | mm | 6.35 | | | | | 9.52 | | | |
| | Gas | OD | | mm | 12.7 | | | | | 15.9 | | | |
| | Drain | | | | VP25 (O.D. 32 / I.D. 25) | | | | | | | | |
| Power supply | Phase/Frequency/Voltage | | | Hz/V | 1~/50/60/220-240/220 | | | | | | | | |
| Current - 50Hz | Maximum fuse amps (MFA) | | | A | 16 | | | | | | | | |
| Control systems | Infrared remote control | | | | BRC7FA532F | | | | | | | | |
| | Simplified wired remote control for hotel applications | | | | - | | | | | | | | |
| | Wired remote control | | | | BRC1D52 / BRC1E52A/B | | | | | | | | |

BYCQ140D7W1 = pure white panel with grey louvers , BYCQ140D7W1W = pure white standard panel with white louvers, BYCQ140D7GW1 = Pure white auto cleaning panel
The BYCQ140D7W1W has white insulations. Be informed that formations of dirt on white insulation is visibly stronger & that it is consequently not advised to install the decoration panel in environments exposed to concentrations of dirt.

ARGUE CARDS

**FFQ-C / FXZQ-A**

# Fully Flat Cassette

## Design & Genius in one



## › Why choose fully flat cassette?

- Unique design in the market that integrates fully flat into the ceiling

## Benefits for the installer

› Unique product in the market!
› Most silent unit
› The user-friendly remote control, available in several languages, enables the easy set-up of sensor option and control of the individual flap position
› Meeting European design taste.

## Benefits for the consultant

› Unique product in the market!
› Blends seamlessly in any modern office interior design
› Ideal product to improve BREEAM score/EPDB in combination with Sky Air Seasonal Smart or VRV IV heat pump units.

## Benefits for the end user

› Engineering excellence and unique design in one
› Most silent unit
› Perfect working conditions: no more cold draughts or cold feet
› Save up to 27% on your energy bill thanks to the optional sensors
› Flexible usage of space thanks to individual flap control
› User-friendly remote control, available in several languages.

### Unique design

› Designed by German design office to fully meet the European taste.
› Fully flat into the ceiling, leaving only 8mm.
› Fully integrated in the one ceiling tile, enabling lights, speakers and sprinklers to be installed in adjoining ceiling tiles.
› Decoration panel available in 2 colours (white and white-silver).

### Differentiating in technology

**Optional presence sensor**

› When the room is empty, it can adjust the set temperature or switch off the unit – saving energy.
› When people are detected, the direction of the airflow is adapted to avoid cold draughts being directed towards occupants.

**Optional floor sensor**

› Detects the temperature difference and re-directs the airflow to ensure even temperature distribution.

### Top efficiency

› Seasonal labels up to A++*
› When the room is empty, the sensor option can adjust the set temperature or switch off the unit – saving up to 27% energy.
› Individual flap control: easily control one or more flaps via the wired remote controller (BRC1E52) when rearranging the room. When fully closing or blocking the flaps, the option "Sealing member of air discharge outlet" is needed.

* for FFQ25,35C in combination with RXS25,35L3

### Other features

› Most silent cassette in the market (25dBA), important for office applications.

## Marketing tools

› Download the Seasonal Calculator software: www.daikineurope.com/support-and-manuals/software-downloads/air-conditioning/





# Fully flat cassette

## Unique design in the market that integrates fully flat into the ceiling

- Remarkable blend of iconic design and engineering excellence
- Two optional intelligent sensors improve energy efficiency and comfort
- 15 class unit especially developed for small or well-insulated rooms, such as hotel bedrooms, small offices, etc.
- Individual flap control. Flexibility to suit every room layout without changing the location of the unit!



- Reduced energy consumption thanks to specially developed small tube heat exchanger, DC fan motor and drain pump
- Fresh air intake integrated in the same system thus reducing installation cost as no additional ventilation is required
- Standard drain pump with 850mm lift increases flexibility and installation speed

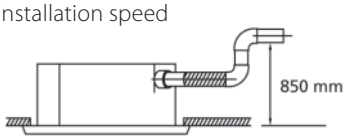





| Indoor unit | | | | FXZQ | 15A | 20A | 25A | 32A | 40A | 50A |
|---|---|---|---|---|---|---|---|---|---|---|
| Cooling capacity | Nom. | | | kW | 1.7 | 2.2 | 2.8 | 3.6 | 4.5 | 5.6 |
| Heating capacity | Nom. | | | kW | 1.9 | 2.5 | 3.2 | 4.0 | 5.0 | 6.3 |
| Power input - 50Hz | Cooling | Nom. | | kW | 0.043 | | | 0.045 | 0.059 | 0.092 |
| | Heating | Nom. | | kW | 0.036 | | | 0.038 | 0.053 | 0.086 |
| Dimensions | Unit | Height | | mm | 260 | | | | | |
| | | Width | | mm | 575 | | | | | |
| | | Depth | | mm | 575 | | | | | |
| Weight | Unit | | | kg | 15.5 | | | 16.5 | | 18.5 |
| Casing | Material | | | | Galvanised steel plate | | | | | |
| Decoration panel | Model | | | | BYFQ60CW | | | | | |
| | Colour | | | | White (N9.5) | | | | | |
| | Dimensions | HeightxWidthxDepth | | mm | 46x620x620 | | | | | |
| | Weight | | | kg | 2.8 | | | | | |
| Decoration panel 2 | Model | | | | BYFQ60CS | | | | | |
| | Colour | | | | White (N9.5) + Silver | | | | | |
| | Dimensions | HeightxWidthxDepth | | mm | 46x620x620 | | | | | |
| | Weight | | | kg | 2.8 | | | | | |
| Decoration panel 3 | Model | | | | BYFQ60B3W1 | | | | | |
| | Colour | | | | White (RAL9010) | | | | | |
| | Dimensions | HeightxWidthxDepth | | mm | 55x700x700 | | | | | |
| | Weight | | | kg | 2.7 | | | | | |
| Fan-Air flow rate | Cooling | High/Nom./Low | | $m^3$/min | 8.5/7/6.5 | 8.7/7.5/6.5 | 9/8/6.5 | 10/8.5/7 | 11.5/9.5/8 | 14.5/12.5/10 |
| - 50Hz | Heating | High/Nom./Low | | $m^3$/min | 8.5/7/6.5 | 8.7/7.5/6.5 | 9/8/6.5 | 10/8.5/7 | 11.5/9.5/8 | 14.5/12.5/10 |
| Air filter | Type | | | | Resin net with mold resistance | | | | | |
| Sound power level | Cooling | High/Nom. | | dBA | 49/- | | 50/- | 51/- | 54/- | 60/- |
| Sound pressure | Cooling | High/Nom./Low | | dBA | 31.5/28/25.5 | 32/29.5/25.5 | 33/30/25.5 | 33.5/30/26 | 37/32/28 | 43/40/33 |
| level | Heating | High/Nom./Low | | dBA | 31.5/28/25.5 | 32/29.5/25.5 | 33/30/25.5 | 33.5/30/26 | 37/32/28 | 43/40/33 |
| Refrigerant | Type / GWP | | | | R-410A / 2.087,5 | | | | | |
| Piping connections | Liquid | OD | | mm | 6.35 | | | | | |
| | Gas | OD | | mm | 12.7 | | | | | |
| | Drain | | | | VP20 (I.D. 20/O.D. 26) | | | | | |
| Power supply | Phase/Frequency/Voltage | | | Hz/V | 1~/50/220-240 | | | | | |
| Current - 50Hz | Maximum fuse amps (MFA) | | | A | 16 | | | | | |
| Control systems | Infrared remote control | | | | BRC7F530W (white panel) / BRC7EB530 (standard panel) / BRC7F530S (grey panel) | | | | | |
| | Simplified wired remote control for hotel applications | | | | - | | | | | |
| | Wired remote control | | | | BRC1D52 / BRC1E52A/B | | | | | |

Dimensions include control box

# 2-way blow ceiling mounted cassette

## Thin, lightweight design installs easily in narrow ceiling spaces

- Depth of all units is 620mm, ideal for narrow ceiling spaces
- Refurbishing the room ? With individual flap control, one or more flaps can be easily closed via the wired remote control

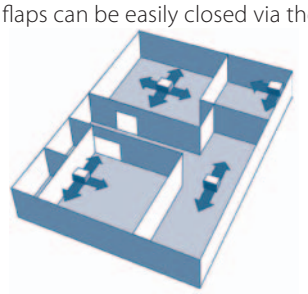

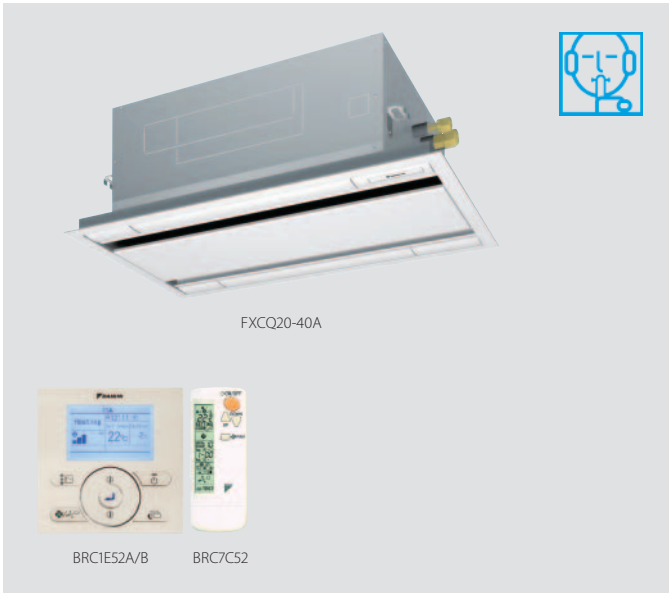


- Reduced energy consumption thanks to specially developed small tube heat exchanger, DC fan motor and drain pump
- Stylish unit blends easily with any interior. The flaps close entirely when the unit is not operating
- Optimum comfort guaranteed with automatic air flow adjustment to the required load
- Maintenance operations can be performed by removing the front panel
- Standard drain pump with 500mm lift increases flexibility and installation speed

| Indoor unit | | | FXCQ | 20A | 25A | 32A | 40A | 50A | 63A | 80A | 125A |
|---|---|---|---|---|---|---|---|---|---|---|---|
| Cooling capacity | Nom. | | kW | 2.2 | 2.8 | 3.6 | 4.5 | 5.6 | 7.1 | 9.0 | 14.0 |
| Heating capacity | Nom. | | kW | 2.5 | 3.2 | 4.0 | 5.0 | 6.3 | 8.0 | 10.0 | 16.0 |
| Power input - 50Hz | Cooling | Nom. | kW | 0.031 | 0.039 | | 0.041 | 0.059 | 0.063 | 0.090 | 0.149 |
| | Heating | Nom. | kW | 0.028 | 0.035 | | 0.037 | 0.056 | 0.060 | 0.086 | 0.146 |
| Dimensions | Unit | Height | mm | 305 | | | | | | | |
| | | Width | mm | 775 | | | | 990 | | 1,445 | |
| | | Depth | mm | 620 | | | | | | | |
| Weight | Unit | | kg | 19 | | | | 22 | 25 | 33 | 38 |
| Casing | Material | | | Galvanised steel plate | | | | | | | |
| Decoration panel | Model | | | BYBCQ40HW1 | | | | BYBCQ63HW1 | | BYBCQ125HW1 | |
| | Colour | | | Fresh white (6.5Y 9.5/0.5) | | | | | | | |
| | Dimensions | HeightxWidthxDepth | mm | 55x1,070x700 | | | | 55x1,285x700 | | 55x1,740x700 | |
| | Weight | | kg | 10 | | | | 11 | | 13 | |
| Fan-Air flow rate - 50Hz | Cooling | High/Nom./Low | $m^3$/min | 10.5/9/7.5 | 11.5/9.5/8 | | 12/10.5/8.5 | 15/13/10.5 | 16/14/11.5 | 26/22.5/18.5 | 32/27.5/22.5 |
| Air filter | Type | | | Resin net with mold resistance | | | | | | | |
| Sound power level | Cooling | Nom. | dBA | - | | | | | | | |
| Sound pressure level | Cooling | High/Nom./Low | dBA | 32.0/30.0/28.0 | 34.0/31.0/29.0 | 34.0/32.0/30.0 | 36.0/33.0/31.0 | 37.0/35.0/31.0 | 39.0/37.0/32.0 | 42.0/38.0/33.0 | 46.0/42.0/38.0 |
| | Heating | High/Nom./Low | dBA | 32.0/30.0/28.0 | 34.0/31.0/29.0 | 34.0/32.0/30.0 | 36.0/33.0/31.0 | 37.0/35.0/31.0 | 39.0/37.0/32.0 | 42.0/38.0/33.0 | 46.0/42.0/38.0 |
| Refrigerant | Type / GWP | | | R-410A / 2.087,5 | | | | | | | |
| Piping connections | Liquid | OD | mm | 6.35 | | | | | 9.52 | | |
| | Gas | OD | mm | 12.7 | | | | | 15.9 | | |
| | Drain | | | VP25 (O.D. 32 / I.D. 25) | | | | | | | |
| Power supply | Phase/Frequency/Voltage | | Hz/V | 1~/50/220-240 | | | | | | | |
| Current - 50Hz | Maximum fuse amps (MFA) | | A | 16 | | | | | | | |
| Control systems | Infrared remote control | | | BRC7C52 | | | | | | | |
| | Simplified wired remote control for hotel applications | | | - | | | | | | | |
| | Wired remote control | | | BRC1D52 / BRC1E52A/B | | | | | | | |

# Ceiling mounted corner cassette

## 1-way blow unit for corner installation

› Compact dimensions, can easily be mounted in a narrow ceiling void (only 220mm ceiling space required, 195 with panel spacer, available as accessory)
› Optimum air flow conditions are created by either downward air discharge or frontal air discharge (via optional grille) or a combination of both

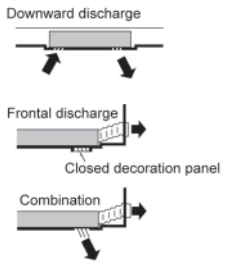


› Standard drain pump with 500mm lift increases flexibility and installation speed



FXKQ-M



BRC1E52A/B



BRC4C61

| Indoor unit | | | | FXKQ | 25MA | 32MA | 40MA | 63MA |
|---|---|---|---|---|---|---|---|---|
| Cooling capacity | Nom. | | | kW | 2.8 | 3.6 | 4.5 | 7.10 |
| Heating capacity | Nom. | | | kW | 3.2 | 4.0 | 5.0 | 8.00 |
| Power input - 50Hz | Cooling | Nom. | | kW | 0.066 | | 0.076 | 0.105 |
| | Heating | Nom. | | kW | 0.046 | | 0.056 | 0.085 |
| Dimensions | Unit | Height | | mm | 215 | | | |
| | | Width | | mm | 1,110 | | | 1,310 |
| | | Depth | | mm | 710 | | | |
| Weight | Unit | | | kg | 31 | | | 34 |
| Casing | Material | | | | Galvanised steel plate | | | |
| Decoration panel | Model | | | | BYK45FJW1 | | | BYK71FJW1 |
| | Colour | | | | White | | | |
| | Dimensions | HeightxWidthxDepth | | mm | 70x1,240x800 | | | 70x1,440x800 |
| | Weight | | | kg | 8.5 | | | 9.5 |
| Fan-Air flow rate - 50Hz | Cooling | High/Low | | $m^3$/min | 11/9 | | 13/10 | 18/15 |
| Air filter | Type | | | | Resin net with mold resistance | | | |
| Sound power level | Cooling | Nom. | | dBA | - | | | |
| Sound pressure level | Cooling | High/Low | | dBA | 38.0/33.0 | | 40.0/34.0 | 42.0/37.0 |
| Refrigerant | Type / GWP | | | | R-410A / 2.087,5 | | | |
| Piping connections | Liquid | OD | | mm | 6.35 | | | 9.52 |
| | Gas | OD | | mm | 12.7 | | | 15.9 |
| | Drain | | | | VP25 (O.D. 32 / I.D. 25) | | | |
| Power supply | Phase/Frequency/Voltage | | | Hz/V | 1~/50/60/220-240/220 | | | |
| Current - 50Hz | Maximum fuse amps (MFA) | | | A | 15 | | | |
| Control systems | Infrared remote control | | | | BRC4C61 | | | |
| | Simplified wired remote control for hotel applications | | | | - | | | |
| | Wired remote control | | | | BRC1D52 / BRC1E52A/B | | | |

# Small concealed ceiling unit

## Designed for hotel applications

- Compact unit (230mm high & 652mm deep), can easily be mounted in narrow ceiling voids
- Discretely concealed in the ceiling: only the suction and discharge grilles are visible
- Flexible installation, as the air suction direction can be altered from rear to bottom suction
- For easy mounting, the drain pan can be located to the left or right of the unit



FXDQ-M9



BRC1E52A/B



BRC4C62

| Indoor unit | | | FXDQ | 20M9 | 25M9 |
|---|---|---|---|---|---|
| Cooling capacity | Nom. | | kW | 2.2 | 2.8 |
| Heating capacity | Nom. | | kW | 2.5 | 3.2 |
| Power input - 50Hz | Cooling | Nom. | kW | 0.050 | |
| | Heating | Nom. | kW | 0.050 | |
| Dimensions | Unit | Height | mm | 230 | |
| | | Width | mm | 502 | |
| | | Depth | mm | 652 | |
| Required ceiling void > | | | mm | 250 | |
| Weight | Unit | | kg | 17 | |
| Casing | Colour | | | Unpainted | |
| | Material | | | Galvanised steel | |
| Fan-Air flow rate | Cooling | High/Low | $m^3$/min | 6.7/5.2 | 7.4/5.8 |
| - 50Hz | Heating | High/Low | $m^3$/min | 6.7/5.2 | 7.4/5.8 |
| Air filter | Type | | | Resin net with mold resistance | |
| Sound power level | Cooling | Nom. | dBA | 50 | |
| Sound pressure | Cooling | High/Low | dBA | 37/32 | |
| level | Heating | High/Low | dBA | 37/32 | |
| Refrigerant | Type / GWP | | | R-410A / 2.087,5 | |
| Piping connections | Liquid | OD | mm | 6.35 | |
| | Gas | OD | mm | 12.7 | |
| | Drain | | | I.D. 21.6, O.D. 27.2 | |
| Power supply | Phase/Frequency/Voltage | | Hz/V | 1~/50/230 | |
| Current - 50Hz | Maximum fuse amps (MFA) | | A | 16 | |
| Control systems | Infrared remote control | | | BRC4C62 | |
| | Simplified wired remote control for hotel applications | | | BRC2E52C (heat recovery type) / BRC3E52C (heat pump type) | |
| | Wired remote control | | | BRC1D52 / BRC1E52A/B | |

# Slim concealed ceiling unit

## Slim design for flexible installation

› Compact dimensions, can easily be mounted in a ceiling void of only 240mm




› Medium external static pressure up to 44Pa facilitates unit use with flexible ducts of varying lengths
› Discretely concealed in the ceiling: only the suction and discharge grilles are visible
› 15 class unit especially developed for small or well-insulated rooms, such as hotel bedrooms, small offices, etc.
› Reduced energy consumption thanks to specially developed DC fan motor
› Standard drain pump with 750mm lift increases flexibility and installation speed



FXDQ15-32A

BRC1E52A/B BRC4C65

| Indoor unit | | | | FXDQ | 15A | 20A | 25A | 32A | 40A | 50A | 63A |
|---|---|---|---|---|---|---|---|---|---|---|---|
| Cooling capacity | Nom. | | | kW | 1.7 | 2.2 | 2.8 | 3.6 | 4.5 | 5.6 | 7.1 |
| Heating capacity | Nom. | | | kW | 1.9 | 2.5 | 3.2 | 4.0 | 5.0 | 6.3 | 8.0 |
| Power input - 50Hz | Cooling | Nom. | | kW | 0.071 | | | | 0.078 | 0.099 | 0.110 |
| | Heating | Nom. | | kW | 0.068 | | | | 0.075 | 0.096 | 0.107 |
| Dimensions | Unit | Height | | mm | 200 | | | | | | |
| | | Width | | mm | 750 | | | | 950 | | 1,150 |
| | | Depth | | mm | 620 | | | | | | |
| Required ceiling void > | | | | mm | 240 | | | | | | |
| Weight | Unit | | | kg | 22 | | | | 26 | | 29 |
| Casing | Colour | | | | Galvanised steel / Non painted | | | | | | |
| Fan-Air flow rate - 50Hz | Cooling | High/Nom./Low | | $m^3$/min | 7.5/7.0/6.4 | 8.0/7.2/6.4 | | | 10.5/9.5/8.5 | 12.5/11.0/10.0 | 16.5/14.5/13.0 |
| Fan-External static pressure - 50Hz | | High/Nom. | | Pa | 30/10 | | | | 44/15 | | |
| Air filter | Type | | | | Removable / washable / mildew proof | | | | | | |
| Sound power level | Cooling | Nom. | | dBA | 50 | 51 | | | 52 | 53 | 54 |
| Sound pressure level | Cooling | High/Nom./Low | | dBA | 32/31/27 | 33/31/27 | | | 34/32/28 | 35/33/29 | 36/34/30 |
| Refrigerant | Type / GWP | | | | R-410A / 2.087,5 | | | | | | |
| Piping connections | Liquid | OD | | mm | 9.52 | | | | | | |
| | Gas | OD | | mm | 12.7 | | | | | | 15.9 |
| | Drain | | | | VP20 (I.D. 20/O.D. 26) | | | | | | |
| Power supply | Phase/Frequency/Voltage | | | Hz/V | 1~/50/60/220-240/220 | | | | | | |
| Current - 50Hz | Maximum fuse amps (MFA) | | | A | 16 | | | | | | |
| Control systems | Infrared remote control | | | | BRC4C65 | | | | | | |
| | Simplified wired remote control for hotel applications | | | | BRC2E52C (heat recovery type) / BRC3E52C (heat pump type) | | | | | | |
| | Wired remote control | | | | BRC1D52 / BRC1E52A/B | | | | | | |

# Concealed ceiling unit with medium ESP

## Optimum comfort guaranteed no matter the length of ductwork or type of grilles

- Automatic air flow adjustment function measures the air volume and static pressure and adjusts it towards the nominal air flow, whatever the length of duct, making installation easier and guaranteeing comfort. Moreover, the ESP can be changed via the wired remote control to optimize the supply air volume
- Slimmest unit in class, only 245mm
- Low operating sound level
- Medium external static pressure up to 150Pa facilitates using flexible ducts of varying lengths
- Discretely concealed in the ceiling: only the suction and discharge grilles are visible
- 15 class unit especially developed for small or well-insulated rooms, such as hotel bedrooms, small offices, etc.
- Reduced energy consumption thanks to specially developed DC fan motor
- Flexible installation, as the air suction direction can be altered from rear to bottom suction
- Standard built-in drain pump increases flexibility and installation speed




FXSQ-A



BRC1E52A/B



BRC4C65

| Indoor unit | | | | FXSQ | *15A | *20A | *25A | *32A | *40A | *50A | *63A | *80A | *100A | *125A | *140A |
|---|---|---|---|---|---|---|---|---|---|---|---|---|---|---|---|
| Cooling capacity | Nom. | | | kW | 1.7 | 2.2 | 2.8 | 3.6 | 4.5 | 5.6 | 7.1 | 9.0 | 11.2 | 14.0 | 16.0 |
| Heating capacity | Nom. | | | kW | 1.9 | 2.50 | 3.20 | 4.00 | 5.0 | 6.30 | 8.00 | 10.00 | 12.50 | 16.00 | 18.00 |
| Power input - 50Hz | Cooling | Nom. | | kW | 0.041 | | | 0.044 | 0.094 | 0.096 | 0.094 | 0.111 | 0.118 | 0.195 | 0.206 |
| | Heating | Nom. | | kW | 0.037 | | | 0.04 | 0.09 | 0.092 | 0.09 | 0.107 | 0.114 | 0.191 | 0.202 |
| Dimensions | Unit | Height | | mm | 245 | | | | | | | | | | |
| | | Width | | mm | 550 | | | | 700 | | 1,000 | | 1,400 | | 1,550 |
| | | Depth | | mm | 800 | | | | | | | | | | |
| Weight | Unit | | | kg | 24.3 | | | 24.5 | 28 | | 36.6 | | 47.2 | | 51 |
| Fan-Air flow rate - 50Hz | Cooling | High/Low | | $m^3$/min | TBC | 9/9.0 | | 9.5/9.5 | 15/15 | 15.2/15.2 | 21.0/21 | 23/23 | 28/28 | 37/37 | 39/39 |
| Fan-External static pressure - 50Hz | High/Nom. | | | Pa | 150/30 | | | | | | | 150/40 | | 150/50 | 130/50 |
| Sound power level | Cooling | Nom. | | dBA | TBC | 54 | | 55 | 63 | | 59 | 63 | 60 | 68 | 69 |
| Sound pressure level | Cooling | High/Low | | dBA | TBC | 31/- | | 32/- | 37/- | | | 38/- | 37/- | 42/- | 44/- |
| Refrigerant | Type / GWP | | | | R-410A / 2.087,5 | | | | | | | | | | |
| Piping connections | Liquid | OD | | mm | 6.35 | | | | | | 9.52 | | | | |
| | Gas | OD | | mm | 12.7 | | | | | | 15.9 | | | | |
| | Drain | | | | VP20 (I.D. 20/O.D. 26) | | | | | | | | | | |
| Power supply | Phase/Frequency/Voltage | | | Hz/V | 3~/50/60/220-240 | | | | | | | | | | |
| Current - 50Hz | Maximum fuse amps (MFA) | | | A | - | | | | | | | | | | |
| Control systems | Infrared remote control | | | | BRC4C65 | | | | | | | | | | |
| | Simplified wired remote control for hotel applications | | | | BRC2E52C (heat recovery type) / BRC3E52C (heat pump type) | | | | | | | | | | |
| | Wired remote control | | | | BRC1D52 / BRC1E52A/B | | | | | | | | | | |

*Note: blue cells contain preliminary data

# Concealed ceiling unit with high ESP

## Ideal for large sized spaces

### FXMQ-P: ESP up to 200

- Automatic air flow adjustment function measures the air volume and static pressure and adjusts it towards the nominal air flow, whatever the length of duct, making installation easier and guaranteeing comfort. Moreover, the ESP can be changed via the wired remote control to optimize the supply air volume
- High external static pressure up to 200Pa facilitates using flexible ducts of varying lengths
- Discretely concealed in the ceiling: only the suction and discharge grilles are visible
- Reduced energy consumption thanks to specially developed DC fan motor
- Flexible installation, as the air suction direction can be altered from rear to bottom suction
- Standard built-in drain pump increases increases flexibility and installation speed

### FXMQ-MA: ESP up to 270

- High external static pressure up to 270Pa facilitates using flexible ducts of varying lengths
- Discretely concealed in the ceiling: only the suction and discharge grilles are visible
- Large capacity unit: up to 31.5 kW heating capacity



FXMQ50P



BRC1E52A/B



BRC4C65

| Indoor unit | | | | FXMQ-P7/FXMQ-MA | 50P7 | 63P7 | 80P7 | 100P7 | 125P7 | 200MA | 250MA |
|---|---|---|---|---|---|---|---|---|---|---|---|
| Cooling capacity | Nom. | | | kW | 5.6 | 7.1 | 9.0 | 11.2 | 14.0 | 22.4 | 28.0 |
| Heating capacity | Nom. | | | kW | 6.3 | 8.0 | 10.0 | 12.5 | 16.0 | 25.0 | 31.5 |
| Power input - 50Hz | Cooling | Nom. | | kW | 0.110 | 0.120 | 0.171 | 0.176 | 0.241 | 1.294 | 1.465 |
| | Heating | Nom. | | kW | 0.098 | 0.108 | 0.159 | 0.164 | 0.229 | 1.294 | 1.465 |
| Dimensions | Unit | Height | | mm | 300 | | | | | 470 | |
| | | Width | | mm | 1,000 | | | 1,400 | | 1,380 | |
| | | Depth | | mm | 700 | | | | | 1,100 | |
| Required ceiling void > | | | | mm | 350 | | | | | - | |
| Weight | Unit | | | kg | 35 | | | 46 | | 137 | |
| Casing | Colour | | | | Unpainted | | | | | - | |
| | Material | | | | Galvanised steel plate | | | | | | |
| Decoration panel | Model | | | | BYBS71DJW1 | | | BYBS125DJW1 | | - | |
| | Colour | | | | White (10Y9/0.5) | | | | | - | |
| | Dimensions | HeightxWidthxDepth | | mm | 55x1,100x500 | | | 55x1,500x500 | | -x-x- | |
| | Weight | | | kg | 4.5 | | | 6.5 | | - | |
| Fan-Air flow rate | Cooling | High/Nom./Low | | $m^3$/min | 18/16.5/15 | 19.5/17.8/16 | 25/22.5/20 | 32/27.5/23 | 39/33.5/28 | 58/-/50 | 72/-/62 |
| - 50Hz | Heating | High/Nom./Low | | $m^3$/min | 18/16.5/15 | 19.5/17.8/16 | 25/22.5/20 | 32/27.5/23 | 39/33.5/28 | -/-/- | |
| Fan-External static pressure - 50Hz | High/Nom. | | | Pa | 200/100 | | | | | 221/132 | 270/191 |
| Air filter | Type | | | | Resin net with mold resistance | | | | | - | |
| Sound power level | Cooling | High/Nom. | | dBA | 61/- | 64/- | 67/- | 65/- | 70/- | -/- | |
| Sound pressure | Cooling | High/Nom./Low | | dBA | 41/39/37 | 42/40/38 | 43/41/39 | | 44/42/40 | 48/-/45 | |
| level | Heating | High/Nom./Low | | dBA | 41/39/37 | 42/40/38 | 43/41/39 | | 44/42/40 | -/-/- | |
| Refrigerant | Type / GWP | | | | R-410A / 2.087,5 | | | | | | |
| Piping connections | Liquid | OD | | mm | 6.35 | 9.52 | | | | | |
| | Gas | OD | | mm | 12.7 | 15.9 | | | | 19.1 | 22.2 |
| | Drain | | | | VP25 (I.D. 25/O.D. 32) | | | | | PS1B | |
| Power supply | Phase/Frequency/Voltage | | | Hz/V | 1~/50/60/220-240/220 | | | | | | |
| Current - 50Hz | Maximum fuse amps (MFA) | | | A | 16 | | | | | 15 | |
| Control systems | Infrared remote control | | | | BRC4C65 | | | | | | |
| | Simplified wired remote control for hotel applications | | | | BRC2E52C (heat recovery type) / BRC3E52C (heat pump type) | | | | | | |
| | Wired remote control | | | | BRC1D52 / BRC1E52A/B | | | | | | |



# Wall mounted unit

## For rooms with no false ceilings nor free floor space

- Flat, stylish front panel blends easily within any interior décor and is more easy to clean
- Can easily be installed in both new and refurbishment projects
- 15 class unit especially developed for small or well-insulated rooms, such as hotel bedrooms, small offices, etc.
- Reduced energy consumption thanks to specially developed DC fan motor
- The air is comfortably spread up and downwards thanks to 5 different discharge angles that can be programmed via the remote control
- Maintenance operations can be performed from the front of the unit



FXAQ15-32P



BRC1E52A/B



BRC7E518

| Indoor unit | | | FXAQ | 15P | 20P | 25P | 32P | 40P | 50P | 63P |
|---|---|---|---|---|---|---|---|---|---|---|
| Cooling capacity | Nom. | | kW | 1.7 | 2.2 | 2.8 | 3.6 | 4.5 | 5.6 | 7.1 |
| Heating capacity | Nom. | | kW | 1.9 | 2.5 | 3.2 | 4.0 | 5.0 | 6.3 | 8.0 |
| Power input - 50Hz | Cooling | Nom. | kW | 0.017 | 0.019 | 0.028 | 0.030 | 0.020 | 0.033 | 0.050 |
| | Heating | Nom. | kW | 0.025 | 0.029 | 0.034 | 0.035 | 0.020 | 0.039 | 0.060 |
| Dimensions | Unit | Height | mm | 290 | | | | | | |
| | | Width | mm | 795 | | | | 1,050 | | |
| | | Depth | mm | 238 | | | | | | |
| Weight | Unit | | kg | 11 | | | | 14 | | |
| Casing | Colour | | | White (3.0Y8.5/0.5) | | | | | | |
| Fan-Air flow rate - 50Hz | Cooling | High/Low | $m^3$/min | 7.0/4.5 | 7.5/4.5 | 8/5 | 8.5/5.5 | 12/9 | 15/12 | 19/14 |
| Air filter | Type | | | Washable resin net | | | | | | |
| Sound power level | Cooling | Nom. | dBA | - | | | | | | |
| Sound pressure level | Cooling | High/Low | dBA | 34.0/29.0 | 35.0/29.0 | 36.0/29.0 | 37.5/29.0 | 39.0/34.0 | 42.0/36.0 | 47.0/39.0 |
| Refrigerant | Type / GWP | | | R-410A / 2.087,5 | | | | | | |
| Piping connections | Liquid | OD | mm | 6.35 | | | | | | 9.52 |
| | Gas | OD | mm | 12.7 | | | | | | 15.9 |
| | Drain | | | VP13 (I.D. 13/O.D. 18) | | | | | | |
| Power supply | Phase/Frequency/Voltage | | Hz/V | 1~/50/220-240 | | | | | | |
| Current - 50Hz | Maximum fuse amps (MFA) | | A | 16 | | | | | | |
| Control systems | Infrared remote control | | | BRC7EB518 | | | | | | |
| | Simplified wired remote control for hotel applications | | | - | | | | | | |
| | Wired remote control | | | BRC1E52A/B / BRC1D52 | | | | | | |

# Ceiling suspended unit

## For wide rooms with no false ceilings nor free floor space

› Ideal for comfortable air flow in wide rooms thanks to Coanda effect: up to 100° discharge angle

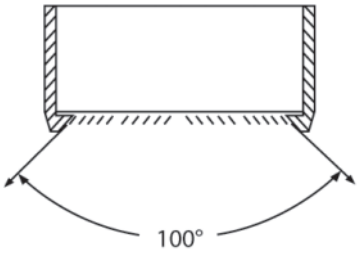


› Even rooms with ceilings up to 3.8m can be heated up or cooled down very easily without capacity loss
› Can easily be installed in both new and refurbishment projects
› Can easily be mounted in corners and narrow spaces, as it only needs 30mm lateral service space
› Reduced energy consumption thanks to specially developed DC fan motor and drain pump
› Stylish unit blends easily with any interior. The flaps close entirely when the unit is not operating




| Indoor unit | | | | FXHQ | 32A | 63A | 100A |
|---|---|---|---|---|---|---|---|
| Cooling capacity | Nom. | | | kW | 3.6 | 7.1 | 11.2 |
| Heating capacity | Nom. | | | kW | 4.0 | 8.0 | 12.5 |
| Power input - 50Hz | Cooling | Nom. | | kW | 0.107 | 0.111 | 0.237 |
| | Heating | Nom. | | kW | 0.107 | 0.111 | 0.237 |
| Dimensions | Unit | Height | | mm | 235 | | |
| | | Width | | mm | 960 | 1,270 | 1,590 |
| | | Depth | | mm | 690 | | |
| Weight | Unit | | | kg | 24 | 33 | 39 |
| Casing | Colour | | | | Fresh White | | |
| | Material | | | | Resin | | |
| Fan-Air flow rate | Cooling | High/Nom./Low | | $m^3$/min | 14.0/12.0/10.0 | 20.0/17.0/14.0 | 29.5/24.0/19.0 |
| - 50Hz | Heating | High/Nom./Low | | $m^3$/min | 14.0/12.0/10.0 | 20.0/17.0/14.0 | 29.5/24.0/19.0 |
| Air filter | Type | | | | Resin net with mold resistance | | |
| Sound power level | Cooling | Nom. | | dBA | - | | |
| Sound pressure | Cooling | High/Nom./Low | | dBA | 36.0/34.0/31.0 | 37.0/35.0/34.0 | 44.0/37.0/34.0 |
| level | Heating | High/Nom./Low | | dBA | 36.0/34.0/31.0 | 37.0/35.0/34.0 | 44.0/37.0/34.0 |
| Refrigerant | Type / GWP | | | | R-410A / 2.087,5 | | |
| Piping connections | Liquid | OD | | mm | 6.35 | 9.52 | |
| | Gas | OD | | mm | 12.7 | 15.9 | |
| | Drain | | | | VP20 (I.D. 20/O.D. 26) | | |
| Power supply | Phase/Frequency/Voltage | | | Hz/V | 1~/50/220-240 | | |
| Current - 50Hz | Maximum fuse amps (MFA) | | | A | 16 | | |
| Control systems | Infrared remote control | | | | BRC7G53 | | |
| | Simplified wired remote control for hotel applications | | | | - | | |
| | Wired remote control | | | | BRC1E52A/B / BRC1D52 | | |

# 4-way blow ceiling suspended unit

## Unique Daikin unit for high rooms with no false ceilings nor free floor space

- Even rooms with ceilings up to 3.5m can be heated up or cooled down very easily without capacity loss
- Can easily be installed in both new and refurbishment projects
- Refurbishing the room ? With individual flap control, one or more flaps can be easily closed via the wired remote control

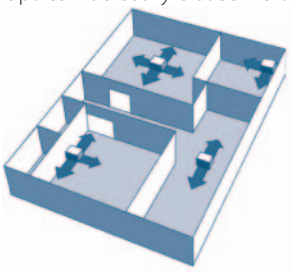

- Reduced energy consumption thanks to specially developed small tube heat exchanger, DC fan motor and drain pump
- Stylish unit blends easily with any interior. The flaps close entirely when the unit is not operating
- Optimum comfort guaranteed with automatic air flow adjustment to the required load
- 5 different discharge angles between 0 and 60°can be programmed via the remote control

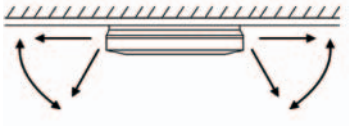

- Standard drain pump with 500mm lift increases flexibility and installation speed



FXUQ-A



BRC1E52A/B



BRC7CB58

| Indoor unit | | | | FXUQ | 71A | 100A |
|---|---|---|---|---|---|---|
| Cooling capacity | Nom. | | | kW | 8.0 | 11.2 |
| Heating capacity | Nom. | | | kW | 9.0 | 12.5 |
| Power input - 50Hz | Cooling | Nom. | | kW | 0.090 | 0.200 |
| | Heating | Nom. | | kW | 0.073 | 0.179 |
| Dimensions | Unit | Height | | mm | 198 | |
| | | Width | | mm | 950 | |
| | | Depth | | mm | 950 | |
| Weight | Unit | | | kg | 26 | 27 |
| Casing | Colour | | | | Fresh White | |
| | Material | | | | Resin | |
| Fan-Air flow rate | Cooling | High/Nom./Low | | $m^3$/min | 22.5/19.5/16.0 | 31.0/26.0/21.0 |
| - 50Hz | Heating | High/Nom./Low | | $m^3$/min | 22.5/19.5/16.0 | 31.0/26.0/21.0 |
| Air filter | Type | | | | Resin net with mold resistance | |
| Sound power level | Cooling | Nom. | | dBA | - | |
| Sound pressure | Cooling | High/Nom./Low | | dBA | 40.0/38.0/36.0 | 47.0/44.0/40.0 |
| level | Heating | High/Nom./Low | | dBA | 40.0/38.0/36.0 | 47.0/44.0/40.0 |
| Refrigerant | Type / GWP | | | | R-410A / 2.087,5 | |
| Piping connections | Liquid | OD | | mm | 9.52 | |
| | Gas | OD | | mm | 15.9 | |
| | Drain | | | | I.D. 20/O.D. 26 | |
| Power supply | Phase/Frequency/Voltage | | | Hz/V | 1~/50/60/220-240/220-230 | |
| Current - 50Hz | Maximum fuse amps (MFA) | | | A | 16 | |
| Control systems | Infrared remote control | | | | BRC7C58 | |
| | Simplified wired remote control for hotel applications | | | | - | |
| | Wired remote control | | | | BRC1E52A/B / BRC1D52 | |

# Concealed floor standing unit

## Designed to be concealed in walls

› Ideal for installation in offices, hotels and residential applications
› Its low height enables the unit to fit perfectly beneath a window
› Blends unobtrusively with any interior décor: only the suction and discharge grilles are visible
› Requires very little installation space as the depth is only 200mm
› High ESP allows flexible installation



FXNQ-A



BRC1E52A-B



BRC4C65

| Indoor unit | | | | FXNQ | *20A | *25A | *32A | *40A | *50A | *63A |
|---|---|---|---|---|---|---|---|---|---|---|
| Cooling capacity | Nom. | | | kW | 2.2 | 2.8 | 3.6 | 4.5 | 5.6 | 7.1 |
| Heating capacity | Nom. | | | kW | 2.50 | 3.20 | 4.0 | 5.0 | 6.3 | 8.00 |
| Power input - 50Hz | Cooling | Nom. | | kW | 0.071 | | | 0.078 | 0.099 | 0.110 |
| | Heating | Nom. | | kW | 0.068 | | | 0.075 | 0.096 | 0.107 |
| Dimensions | Unit | Height | | mm | 620 | | | | | |
| | | Width | | mm | 750 | | | 950 | | 1,150 |
| | | Depth | | mm | 200 | | | | | |
| Weight | Unit | | | kg | 22 | | | 26 | | 29 |
| Fan-Air flow rate - 50Hz | Cooling | High/Low | | $m^3$/min | 8.0/6.4 | | | 10.5/8.5 | 12.5/10.0 | 16.5/13.0 |
| Fan-External static pressure - 50Hz | High/Nom. | | | Pa | 30/10 | | | 44/15 | | |
| Sound power level | Cooling | Nom. | | dBA | - | | | | | |
| Sound pressure level | Cooling | High/Low | | dBA | -/- | | | | | |
| Refrigerant | Type / GWP | | | | R-410A / 2.087,5 | | | | | |
| Piping connections | Liquid | OD | | mm | 6.35 | | | | | 9.52 |
| | Gas | OD | | mm | 12.7 | | | | | 15.9 |
| | Drain | | | | VP20 (I.D. 20/O.D. 26) | | | | | |
| Power supply | Phase/Frequency/Voltage | | | Hz/V | 1~/50/60/220-240/220 | | | | | |
| Current - 50Hz | Maximum fuse amps (MFA) | | | A | - | | | | | |
| Control systems | Infrared remote control | | | | BRC4C65 | | | | | |
| | Simplified wired remote control for hotel applications | | | | BRC2E52C (heat recovery type) / BRC3E52C (heat pump type) | | | | | |
| | Wired remote control | | | | BRC1D52 / BRC1E52A/B | | | | | |

*Note: blue cells contain preliminary data

# Floor standing unit

## For perimeter zone air conditioning

- Unit can be installed as free standing model by use of optional back plate
- Its low height enables the unit to fit perfectly beneath a window
- Stylish modern casing finished in pure white (RAL9010) and iron grey (RAL7011) blends easily with any interior
- Requires very little installation space
- Wall mounted installation facilitates cleaning beneath the unit where dust tends to accumulate



- Wired remote control can easily be integrated in the unit



FXLQ20,25P



BRC1E52A/B



BRC4C65

| Indoor unit | | | | FXLQ | 20P | 25P | 32P | 40P | 50P | 63P |
|---|---|---|---|---|---|---|---|---|---|---|
| Cooling capacity | Nom. | | | kW | 2.2 | 2.8 | 3.6 | 4.5 | 5.6 | 7.1 |
| Heating capacity | Nom. | | | kW | 2.5 | 3.2 | 4.0 | 5.0 | 6.3 | 8.000 |
| Power input - 50Hz | Cooling | Nom. | | kW | 0.049 | | 0.090 | | 0.110 | |
| | Heating | Nom. | | kW | 0.049 | | 0.090 | | 0.110 | |
| Dimensions | Unit | Height | | mm | 600 | | | | | |
| | | Width | | mm | 1,000 | | 1,140 | | 1,420 | |
| | | Depth | | mm | 232 | | | | | |
| Weight | Unit | | | kg | 27 | | 32 | | 38 | |
| Casing | Colour | | | | Fresh white (RAL9010) / Dark grey (RAL7011) | | | | | |
| Fan-Air flow rate - 50Hz | Cooling | High/Low | | $m^3$/min | 7/6 | | 8/6 | 11/8.5 | 14/11 | 16/12 |
| Air filter | Type | | | | Resin net | | | | | |
| Sound power level | Cooling | Nom. | | dBA | - | | | | | |
| Sound pressure level | Cooling | High/Low | | dBA | 35/32 | | | 38/33 | 39/34 | 40/35 |
| Refrigerant | Type / GWP | | | | R-410A / 2.087,5 | | | | | |
| Piping connections | Liquid | OD | | mm | 6.35 | | | | | 9.52 |
| | Gas | OD | | mm | 12.7 | | | | | 15.9 |
| | Drain | | | | O.D. 21 (Vinyl chloride) | | | | | |
| Power supply | Phase/Frequency/Voltage | | | Hz/V | 1~/50/60/220-240/220 | | | | | |
| Current - 50Hz | Maximum fuse amps (MFA) | | | A | 15 | | | | | |
| Control systems | Infrared remote control | | | | BRC4C65 | | | | | |
| | Simplified wired remote control for hotel applications | | | | BRC2E52C (heat recovery type) / BRC3E52C (heat pump type) | | | | | |
| | Wired remote control | | | | BRC1D52 / BRC1E52A/B | | | | | |

# Low temperature hydrobox for VRV

## For high efficiency space heating and cooling

- Air to water connection to VRV for applications such as underfloor, air handling units, low temperature radiators, …
- Leaving water temperature range from 5°C to 45°C without electric heater
- Super wide operating range for hot/cold water production from -20 to +43°C ambient outdoor temperature
- Saves time on system design as all water-side components are fully integrated with direct control over leaving water temperature
- Space saving contemporary wall hung design
- No gas connection or oil tank needed
- Connectable to VRV IV heat pump and heat recovery


HXY-A

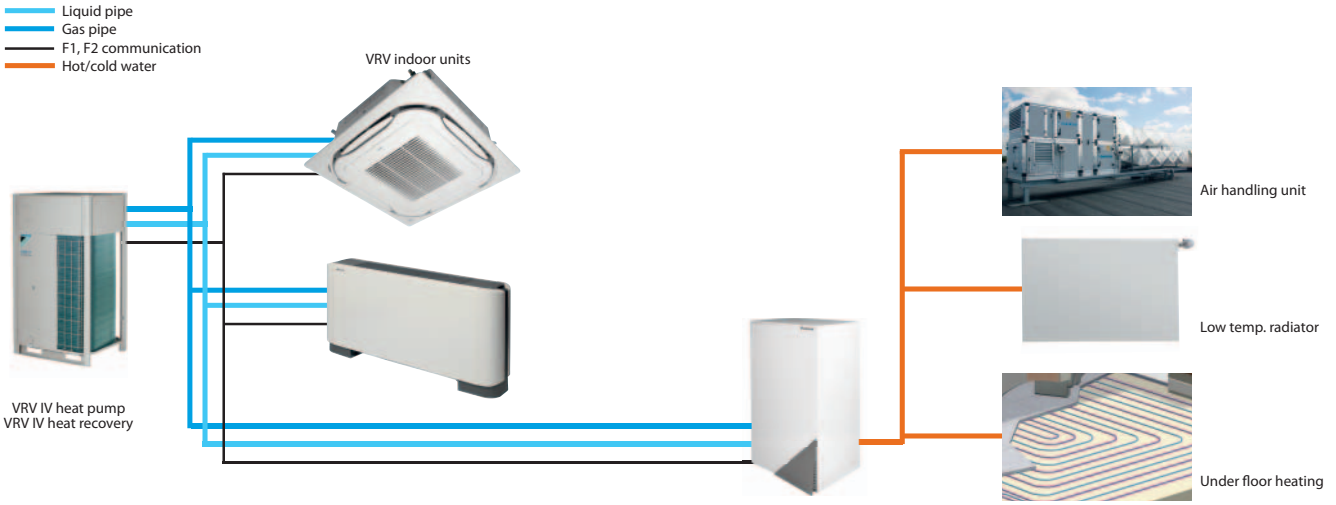


| Indoor unit | | | | HXY | 080A | 125A |
|---|---|---|---|---|---|---|
| Cooling capacity | Nom. | | | kW | 8 | 12.5 |
| Heating capacity | Nom. | | | kW | 9 | 14 |
| Dimensions | Unit | HeightxWidthxDepth | | mm | 890x480x344 | |
| Weight | Unit | | | kg | 44 | |
| Casing | Colour | | | | White | |
| | Material | | | | Precoated sheet metal | |
| Sound pressure level | Nom. | | | dBA | - | |
| Operation range | Heating | Ambient | Min.~Max. | °C | -20~24 | |
| | | Water side | Min.~Max. | °C | 25~45 | |
| | Domestic hot water | Ambient | Min.~Max. | °CDB | N/A | |
| | | Water side | Min.~Max. | °C | N/A | |
| Refrigerant | Type / GWP | | | | R-410A / 2.087,5 | |
| Refrigerant circuit | Gas side diameter | | | mm | 15.9 | |
| | Liquid side diameter | | | mm | 9.5 | |
| Water circuit | Piping connections diameter | | | inch | G 1"1/4 (female) | |
| Power supply | Phase/Frequency/Voltage | | | Hz/V | 1~/50/220-240 | |
| Current | Recommended fuses | | | A | 6~16 | |

# High temperature hydrobox for VRV

## For efficient hot water production and space heating

- Air to water connection to VRV for applications such as bathrooms, sinks, underfloor heating, radiators and air handling units
- Leaving water temperature range from 25 to 80°C without electric heater
- Free heating provided by transferring heat from areas requiring cooling to areas requiring heating or hot water
- Uses heat pump technology to produce hot water efficiently, providing up to 17% savings compared to a gas boiler
- Possibility to connect thermal solar collectors to the domestic hot water tank
- Super wide operating range for hot water production from -20 to +43°C ambient outdoor temperature
- Saves time on system design as all water-side components are fully integrated with direct control over leaving water temperature
- Various control possibilities with weather dependant set point or thermostat control
- The indoor unit and domestic hot water tank can be stacked to save space, or installed next to each other, if only limited height is available
- No gas connection or oil tank needed
- Connectable to VRV IV heat recovery




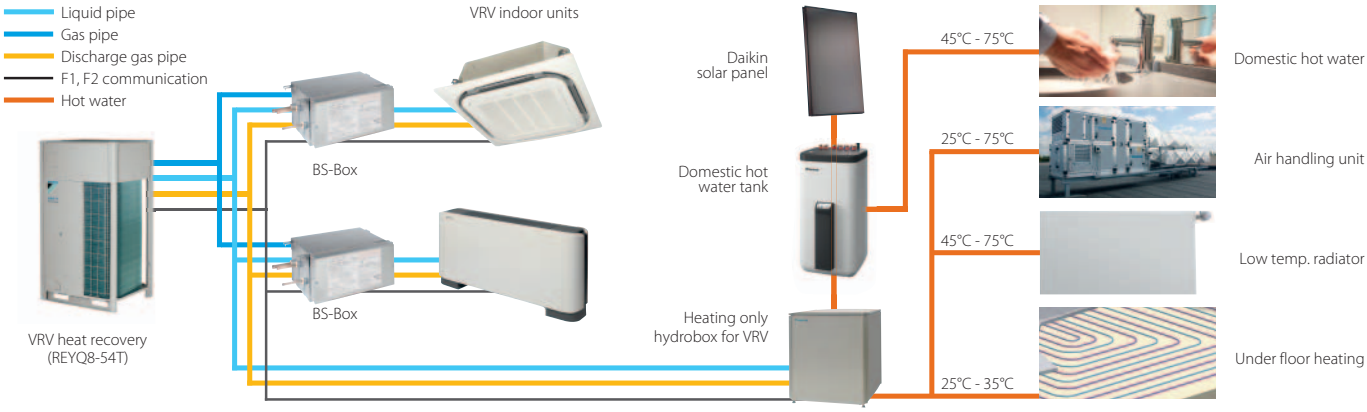


| Indoor unit | | | | HXHD |
|---|---|---|---|---|
| | | | | 125A |
| Heating capacity | Nom. | | | kW |
| Dimensions | Unit | HeightxWidthxDepth | | mm |
| Weight | Unit | | | kg |
| Casing | Colour | | | |
| | Material | | | |
| Sound pressure level | Nom. | | | dBA |
| | Night quiet mode | Level 1 | | dBA |
| Operation range | Heating | Ambient | Min.~Max. | °C |
| | | Water side | Min.~Max. | °C |
| | Domestic hot water | Ambient | Min.~Max. | °CDB |
| | | Water side | Min.~Max. | °C |
| Refrigerant | Type / GWP | | | |
| | Charge | | | kg |
| | Charge | | | $TCO_2Eq$ |
| Refrigerant circuit | Gas side diameter | | | mm |
| | Liquid side diameter | | | mm |
| Water circuit | Piping connections diameter | | | inch |
| | Heating water system | Water volume | Min.~Max. | l |
| Power supply | Phase/Frequency/Voltage | | | Hz/V |
| Current | Recommended fuses | | | A |
| | | | | 14.0 |
| | | | | 705x600x695 |
| | | | | 92 |
| | | | | Metallic grey |
| | | | | Precoated sheet metal |
| | | | | 42 (1) / 43 (2) |
| | | | | 38 |
| | | | | -20~20 / 24 (3) |
| | | | | 25~80 |
| | | | | -20~43 |
| | | | | 45~75 |
| | | | | R-134a / 1,430 |
| | | | | 2 |
| | | | | 2.9 |
| | | | | 12.7 |
| | | | | 9.52 |
| | | | | G 1" (female) |
| | | | | 20~200 |
| | | | | 1~/50/220-240 |
| | | | | 20 |

(1) Sound levels are measured at: EW 55°C; LW 65°C (2) Sound levels are measured at: EW 70°C; LW 80°C (3) Field setting

EKHTS-AC

# Domestic hot water tank

## Stackable stainless steel domestic hot water tank

- The indoor unit and domestic hot water tank can be stacked to save space, or installed next to each other, if only limited height is available
- Available in 200 and 260 liters
- Heat loss is reduced to a minimum thanks to the high quality insulation
- At necessary intervals, the indoor unit can heat up the water to 60°C to prevent the risk of bacteria growth
- Efficient temperature heat-up: from 10°C to 50°C in only 60 minutes



EKHTS200AC



EKHTS260AC

| Accessory | | | | EKHTS | 200AC | 260AC |
|---|---|---|---|---|---|---|
| Casing | Colour | | | | Metallic grey | |
| | Material | | | | Galvanised steel (precoated sheet metal) | |
| Dimensions | Unit | Height | Integrated on indoor unit | mm | 2,010 | 2,285 |
| | | Width | | mm | 600 | |
| | | Depth | | mm | 695 | |
| Weight | Unit | Empty | | kg | 70 | 78 |
| Tank | Water volume | | | l | 200 | 260 |
| | Material | | | | Stainless steel (EN 1.4521) | |
| | Maximum water temperature | | | °C | 75 | |
| | Insulation | Heat loss | | kWh/24h | 1.2 | 1.5 |
| Heat exchanger | Quantity | | | | 1 | |
| | Tube material | | | | Duplex steel (EN 1.4162) | |
| | Face area | | | $m^2$ | 1.56 | |
| | Internal coil volume | | | l | 7.5 | |

EKHWP-B

# Domestic hot water tank

## Plastic domestic hot water tank with solar support

- Available in 300 and 500 liters
- Large hot water storage tank to provide domestic hot water at any time
- Heat loss is reduced to a minimum thanks to the high quality insulation
- Space heating support possible (500l tank only)



EKHWP300B

| Accessory | | | EKHWP | 300B | 500B |
|---|---|---|---|---|---|
| Dimensions | Unit | Width | mm | 595 | 790 |
| | | Depth | mm | 615 | 790 |
| Weight | Unit | Empty | kg | 59 | 93 |
| Tank | Water volume | | l | 300 | 500 |
| | Maximum water temperature | | °C | 85 | |
| | Insulation | Heat loss | kWh/24h | 1.3 | 1.4 |
| Heat exchanger | Domestic hot water | Tube material | | Stainless steel | |
| | | Face area | $m^2$ | 5.8 | 6 |
| | | Internal coil volume | l | 27.9 | 29 |
| | | Operating pressure | bar | 6 | |
| | | Average specifc thermal output | W/K | 2,790 | 2,900 |
| | Charging | Tube material | | Stainless steel | |
| | | Face area | $m^2$ | 2.7 | 3.8 |
| | | Internal coil volume | l | 13.2 | 18.5 |
| | | Operating pressure | bar | 3 | |
| | | Average specifc thermal output | W/K | 1,300 | 1,800 |
| | Auxiliary solar heating | Tube material | | Stainless steel | |
| | | Face area | $m^2$ | - | 0.5 |
| | | Internal coil volume | l | - | 2.3 |
| | | Operating pressure | bar | 3 | |
| | | Average specifc thermal output | W/K | - | 280 |

EKSRPS

# Pump station

- Save energy and reduce $CO_2$ emissions with a solar system for domestic hot water production
- Pump station connectable to unpressurised solar system
- Pump station and control provide the transfer of solar heat to the domestic hot water tank



EKSRPS3

| Accessory | | | | EKSRPS |
|---|---|---|---|---|
| | | | | 3 |
| Mounting | | | | On side of tank |
| Dimensions | Unit | HeightxWidthxDepth | mm | 815x230x142 |
| Control | Type | | | Digital temperature difference controller with plain text display |
| | Power consumption | | W | 2 |
| Power supply | Voltage | | V | 230 |
| Sensor | Solar panel temperature sensor | | | Pt1000 |
| | Storage tank sensor | | | PTC |
| | Return flow sensor | | | PTC |
| | Feed temperature and flow sensor | | | Voltage signal (3.5V DC) |

EKS(H/V)-P

# Solar collector

## Thermal solar collector for hot water production

- Solar collectors can produce up to 70% of the energy needed for hot water production - a major cost saving
- Vertical or horizontal solar collector for domestic hot water production
- High efficiency collectors transfer all the short-wave solar radiation into heat as a result of their highly selective coating
- Easy to install on roof tiles



EKSH-P



EKSV-P

| Accessory | | | | EKSV21P | EKSV26P | EKSH26P |
|---|---|---|---|---|---|---|
| Dimensions | Unit | HeightxWidthxDepth | mm | 2,000x1,006x85 | 2,000x1,300x85 | 1,300x2,000x85 |
| Weight | Unit | | kg | 35 | 42 | |
| Volume | | | l | 1.3 | 1.7 | 2.1 |
| Surface | Outer | | $m^2$ | 2.01 | 2.6 | |
| | Aperture | | $m^2$ | 1.79 | 2.35 | |
| | Absorber | | $m^2$ | 1.8 | 2.36 | |
| Coating | | | | Micro-therm (absorption max. 96%, Emission ca. 5% +/-2%) | | |
| Absorber | | | | Harp-shaped copper pipe register with laser-welded highly selective coated aluminium plate | | |
| Glazing | | | | Single pane safety glass, transmission +/- 92% | | |
| Allowed roof angle | Min.~Max. | | ° | 15~80 | | |
| Operating pressure | Max. | | bar | 6 | | |
| Stand still temperature | Max. | | °C | 200 | | |

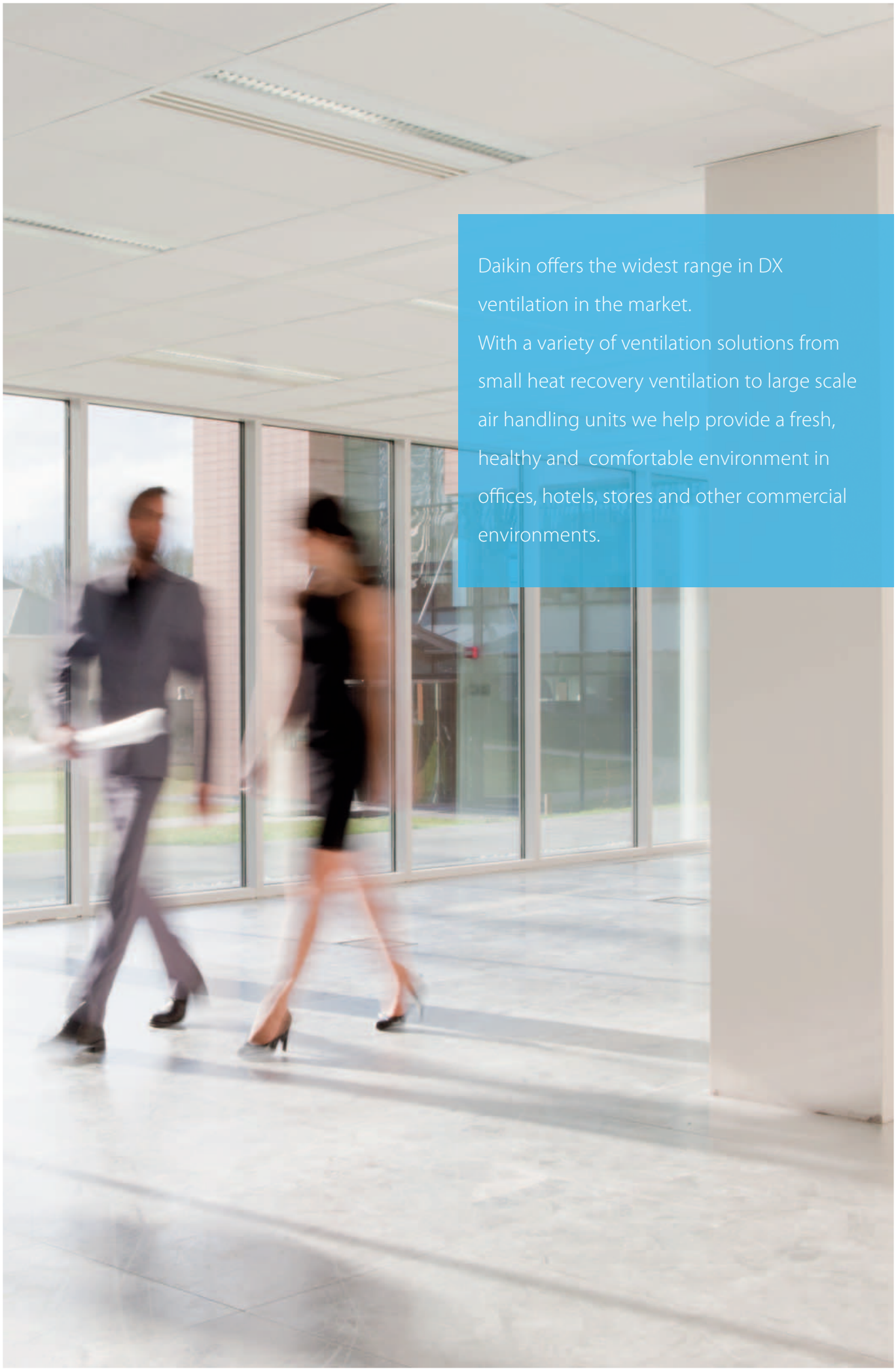

Daikin offers the widest range in DX ventilation in the market.
With a variety of ventilation solutions from small heat recovery ventilation to large scale air handling units we help provide a fresh, healthy and comfortable environment in offices, hotels, stores and other commercial environments.

# Ventilation & biddle air curtains


## Ventilation 258

Heat reclaim ventilation
VAM-FA/FB 262
VH - electrical heater 263
VKM-GB(M) 264

Air handling applications
Overview & control possibilities 265
VRV 268
ERQ 270
Expansion valves and control boxes 271

## Biddle air curtains

Biddle air curtain for ERQ 272
Biddle air curtain for VRV and Conveni-pack 273


For more information on Options & Accessories,
please refer to page 454 of this catalogue.



VAM - HEAT RECLAIM VENTILATION



CYV BIDDLE AIR CURTAIN








DAIKIN AIR HANDLING UNIT AND ERQ/VRV PLUG & PLAY CONNECTION

# Heat reclaim ventilation

## Ventilation with heat recovery as standard

- Energy saving ventilation using indoor heating, cooling and moisture recovery
- Ideal solution for shops, restaurants or offices requiring maximum floor space for furniture, decorations and fittings
- Free cooling possible when outdoor temperature is below indoor temperature (eg. during nighttime)
- Reduced energy consumption thanks to specially developed DC fan motor
- Prevent energy losses from over-ventilation while maintaining indoor air quality with optional CO2 sensor
- Can be used as stand alone unit or integrated in the VRV system
- Wide range of units: air flow rate from 150 up to 2,000 $m^3/h$
- High efficiency filters available in F6 ,F7, F8 grades
- Shorter installation time thanks to easy adjustment of nominal air flow rate, so less need for dampers compared with traditional installation.
- Specially developed heat exchange element with High Efficiency Paper (HEP)
- No drain piping needed
- Can operate in over- and under pressure
- Total solution for fresh air with Daikin supply of both VAM and electrical heaters



VAM-FA-FB



Fine dust filter

| Ventilation | | | | VAM | 150FA | 250FA | 350FB | 500FB | 650FB | 800FB | 1000FB | 1500FB | 2000FB |
|---|---|---|---|---|---|---|---|---|---|---|---|---|---|
| Power input - 50Hz | Heat exchange mode | Nom. | Ultra high | kW | 0.116 | 0.141 | 0.132 | 0.178 | 0.196 | 0.373 | 0.375 | 0.828 | 0.852 |
| | Bypass mode | Nom. | Ultra high | kW | 0.116 | 0.141 | 0.132 | 0.178 | 0.196 | 0.373 | 0.375 | 0.828 | 0.852 |
| Temperature exchange efficiency - 50Hz | Ultra high/High/Low | | | % | 74/74/79 | 72/72/77 | 75/75/80 | 74/74/77 | | 74/74/76 | 75/75/76.5 | 75/75/78 | |
| Enthalpy exchange efficiency - 50Hz | Cooling | Ultra high/High/Low | | % | 58/58/64 | 58/58/62 | 61/61/67 | 58/58/63 | | 60/60/62 | 61/61/63 | 61/61/64 | 61/61/66 |
| | Heating | Ultra high/High/Low | | % | 64/64/69 | 64/64/68 | 65/65/70 | 62/62/67 | 63/63/66 | 65/65/67 | 66/66/68 | | 66/66/70 |
| Operation mode | | | | | Heat exchange mode / Bypass mode / Fresh-up mode | | | | | | | | |
| Heat exchange system | | | | | Air to air cross flow total heat (sensible + latent heat) exchange | | | | | | | | |
| Heat exchange element | | | | | Specially processed non-flammable paper | | | | | | | | |
| Dimensions | Unit | HeightxWidthxDepth | | mm | 285x776x525 | | 301x828x816 | | 364x1,004x868 | | 364x1,004x1,156 | 726x1,512x868 | 726x1,512x1,156 |
| Weight | Unit | | | kg | 24 | | 33 | | 52 | 55 | 64 | 131 | 152 |
| Casing | Material | | | | Galvanised steel plate | | | | | | | | |
| Fan-Air flow rate - 50Hz | Heat exchange mode | Ultra high | | $m^3/h$ | 150 | 250 | 350 | 500 | 650 | 800 | 1,000 | 1,500 | 2,000 |
| | Bypass mode | Ultra high | | $m^3/h$ | 150 | 250 | 350 | 500 | 650 | 800 | 1,000 | 1,500 | 2,000 |
| Fan-External static pressure - 50Hz | Ultra high | | | Pa | 69 | 64 | 98 | | 93 | 137 | 157 | 137 | |
| | High | | | Pa | 39 | | - | | | | | | |
| | Low | | | Pa | 20 | | - | | | | | | |
| Air filter | Type | | | | Multidirectional fibrous fleeces | | | | | | | | |
| Sound pressure level - 50Hz | Heat exchange mode | Ultra high | | dBA | 27 / 28.5 | 28 / 29 | 32 | 33 | 34.5 | 36 | | 39.5 | 40 |
| | Bypass mode | Ultra high | | dBA | 27 / 28.5 | 28 / 29 | 32 | 33.5 | 34.5 | 36 | | 40.5 | 40 |
| Operation range | Min. | | | °CDB | -15 | | | | | | | | |
| | Max. | | | °CDB | 50 | | | | | | | | |
| | Relative humidity | | | % | 80% or less | | | | | | | | |
| Refrigerant | Type / GWP | | | | - / - | | | | | | | | |
| Connection duct diameter | | | | mm | 100 | 150 | | 200 | | 250 | | 350 | |
| Power supply | Phase/Frequency/Voltage | | | Hz/V | 1~/50/60/220-240/220 | | | | | | | | |
| Current | Maximum fuse amps (MFA) | | | A | 15 | | 16 | | | | | | |

# VH

- Total solution for fresh air with Daikin supply of both VAM and electrical heaters
- Increased comfort in low outdoor temperature thanks to the heated outdoor air
- Integrated electrical heater concept (no additional accessories required)
- Standard dual flow and temperature sensor
- Flexible setting with adjustable setpoint
- Increased safety with 2 cut-outs: manual & automatic
- BMS integration thanks to:
  - Volt free relay for error indication
  - 0-10VDC input for setpoint control



| ELECTRICAL HEATER FOR VAM VH | (VH) |
|---|---|
| Supply voltage | 220/250V ac 50/60 Hz. +/-10% |
| Output current (maximum) | 19A at 40°C (ambient) |
| Temperature sensor | 5k ohms at 25°C (table 502 1T) |
| Temperature control range | 0 to 40°C / (0-10V 0-100%) |
| Control fuse | 20 x 5mm 250mA |
| LED indicators | Power ON - Yellow<br>Heater ON - Red (solid or flashing, indicating pulsed control)<br>Airflow fault - Red |
| Mounting holes | 98mm x 181mm centres 5 mm ø holes |
| Maximum ambient adjacent to terminal box | 35°C (during operation) |
| Auto high temp. cutout | 100°C Pre-set |
| Man. reset high temp. cutout | 125°C Pre-set |
| Run relay | 1A 120V AC or 1A 24V DC |
| BMS setpoint input | 0-10VDC |

| VH | | 1B | 2B | 3B | 4B | 4/AB | 5B |
|---|---|---|---|---|---|---|---|
| Capacity | kW | 1 | 1 | 1 | 1.5 | 2.5 | 2.5 |
| Duct diameter | mm | 100 | 150 | 200 | 250 | 250 | 300 |
| Connectable VAM | | VAM150FA | VAM250FA | VAM500FB | VAM800FB | VAM800FB | VAM1500FB |
| | | - | VAM350FB | VAM650FB | VAM1000FB | VAM1000FB | VAM2000FB |

For the selection of the appropriate capacity, please refer to the VAM selection software.

# Heat reclaim ventilation and air processing

## Pre heating or cooling of fresh air for lower load on the air conditioning system

- Energy saving ventilation using indoor heating, cooling and moisture recovery
- Creates a high quality indoor environment by pre conditioning incoming fresh air
- Humidification of the incoming air results in comfortable indoor humidity level, even during heating
- Ideal solution for shops, restaurants or offices requiring maximum floor space for furniture, decorations and fittings
- Free cooling possible when outdoor temperature is below indoor temperature (eg. during nighttime)
- Low energy consumption thanks to DC fan motor
- Prevent energy losses from over-ventilation while maintaining indoor air quality with optional CO2 sensor
- Shorter installation time thanks to easy adjustment of nominal air flow rate, so less need for dampers compared with traditional installation.
- Specially developed heat exchange element with High Efficiency Paper (HEP)
- Can operate in over- and under pressure



VKM80-100GB(M)

| | | | | | | Heat reclaim ventilation and air processing | | | Heat reclaim ventilation, air processing and humidification | | |
|---|---|---|---|---|---|---|---|---|---|---|---|
| **Ventilation** | | | | | **VKM** | **50GB** | **80GB** | **100GB** | **50GBM** | **80GBM** | **100GBM** |
| Power input - 50Hz | Heat exchange mode | Nom. | Ultra high | | kW | 0.270 | 0.330 | 0.410 | 0.270 | 0.330 | 0.410 |
| | Bypass mode | Nom. | Ultra high | | kW | 0.270 | 0.330 | 0.410 | 0.270 | 0.330 | 0.410 |
| Fresh air conditioning load | Cooling | | | | kW | 4.71 / 1.91 / 3.5 | 7.46 / 2.96 / 5.6 | 9.12 / 3.52 / 7.0 | 4.71 / 1.91 / 3.5 | 7.46 / 2.96 / 5.6 | 9.12 / 3.52 / 7.0 |
| | Heating | | | | kW | 5.58 / 2.38 / 3.5 | 8.79 / 3.79 / 5.6 | 10.69 / 4.39 / 7.0 | 5.58 / 2.38 / 3.5 | 8.79 / 3.79 / 5.6 | 10.69 / 4.39 / 7.0 |
| Temperature exchange efficiency - 50Hz | Ultra high/High/Low | | | | % | 76/76/77.5 | 78/78/79 | 74/74/76.5 | 76/76/77.5 | 78/78/79 | 74/74/76.5 |
| Enthalpy exchange efficiency - 50Hz | Cooling | Ultra high/High/Low | | | % | 64/64/67 | 66/66/68 | 62/62/66 | 64/64/67 | 66/66/68 | 62/62/66 |
| | Heating | Ultra high/High/Low | | | % | 67/67/69 | 71/71/73 | 65/65/69 | 67/67/69 | 71/71/73 | 65/65/69 |
| Operation mode | | | | | | Heat exchange mode / Bypass mode / Fresh-up mode | | | | | |
| Heat exchange system | | | | | | Air to air cross flow total heat (sensible + latent heat) exchange | | | | | |
| Heat exchange element | | | | | | Specially processed non-flammable paper | | | | | |
| Humidifier | System | | | | | - | | | Natural evaporating type | | |
| Dimensions | Unit | HeightxWidthxDepth | | | mm | 387x1,764x832 | 387x1,764x1,214 | | 387x1,764x832 | 387x1,764x1,214 | |
| Weight | Unit | | | | kg | 94 | 110 | 112 | 100 | 119 | 123 |
| Casing | Material | | | | | Galvanised steel plate | | | | | |
| Fan-Air flow rate - 50Hz | Heat exchange mode | Ultra high | | | $m^3/h$ | 500 | 750 | 950 | 500 | 750 | 950 |
| | Bypass mode | Ultra high | | | $m^3/h$ | 500 | 750 | 950 | 500 | 750 | 950 |
| Fan-External static pressure - 50Hz | Ultra high | | | | Pa | 210 | | 150 | 200 | 205 | 110 |
| | High | | | | Pa | 170 | 160 | 100 | 150 | 155 | 70 |
| | Low | | | | Pa | 140 | 110 | 70 | 120 | 105 | 60 |
| Air filter | Type | | | | | Multidirectional fibrous fleeces | | | | | |
| Sound pressure level - 50Hz | Heat exchange mode | Ultra high | | | dBA | 39 | 41.5 | 41 | 38 | 40 | |
| | Bypass mode | Ultra high | | | dBA | 40 | 41.5 | 41 | 39 | 41 | |
| Operation range | Around unit | | | | °CDB | 0°C~40°CDB, 80% RH or less | | | | | |
| | Supply air | | | | °CDB | -15°C~40°CDB, 80% RH or less | | | | | |
| | Return air | | | | °CDB | 0°C~40°CDB, 80% RH or less | | | | | |
| | On coil temperature | Cooling | Max. | | °CDB | -15 | | | | | |
| | | Heating | Min. | | °CDB | 43 | | | | | |
| Refrigerant | Type / GWP | | | | | R-410A / 2.087,5 | | | | | |
| Connection duct diameter | | | | | mm | 200 | 250 | | 200 | 250 | |
| Piping connections | Liquid | OD | | | mm | 6.35 | | | | | |
| | Gas | OD | | | mm | 12.7 | | | | | |
| | Water supply | | | | mm | - | | | 6.4 | | |
| | Drain | | | | | PT3/4 external thread | | | | | |
| Power supply | Phase/Frequency/Voltage | | | | Hz/V | 1~/50/220-240 | | | | | |
| Current | Maximum fuse amps (MFA) | | | | A | 15 | | | | | |

# Air handling applications

## Wide range of air flows

For applications that require big volumes of treated fresh air (large atriums, banquet halls, etc) air handling units represent the ideal solution.
Daikin's wide range of air handling units treat air volumes from 500 $m^3/h$ up to 140,000 $m^3/h$.

The air handling unit can be designed to deliver whatever air flow you require, via the specific dimensions of flow section available at the installation.




### Professional
- Pre-configured sizes
- Tailored to the individual customer
- Modular construction

### Energy
- High-end solution for optimised energy consumption
- High efficiency components
- Strong Return on Investment

### NEW Compact
- Pre-configured sizes
- Plug & Play concept
- EC Fan Technology
- High Efficiency Heat Wheel
- Compact Design

## Dainkin fresh air package - plug & play

The D-AHU Professional and Energy series provide a complete solution including unit control (EKEXV, EKEQ, DDC controller) factory mounted and configured, plug & play with our ERQ and VRV condensing units.
The easiest solution as you save time and only have one point of contact!

## Pre-defined sizes

27 fixed sizes are available, optimized to reach the optimum combination between value for money and manufacturing standardisation. Daikin's section by section design means that units can be sized by 1cm increments and assembled on site, without welding, to suit the space constraints of the installation.

## Return on investment

The air handling unit (AHU) is critical to an effective climate control system and the savings generated by our advanced designs and operating efficiencies guarantee a rapid return on the investment made. Our AHU Energy series has been designed to deliver exceptional performance thus driving down the energy consumed and so lowering energy bills. Taken over the expected 15-year life-span of the equipment, this will result in a substantial saving, especially in a time of ever increasing energy prices.

## High efficiency components

All Daikin air handling units have been designed for optimum energy efficiency. Polyurethane or Mineral wool panels guarantee excellent thermal insulation performance. And the widest range of filters are provided to meet even the most strict demands.

# Why use ERQ and VRV condensing units for connection to air handling units?

## High Efficiency

Daikin heat pumps are renowned for their high energy efficiency with COPs up to 4.56 in heating1. The VRV range offers both heat pump and heat recovery units with seasonal efficiencies as high as 8, thanks to heat recovery and Variable Refrigerant Temperature. Integrating the AHU with a heat recovery system is highly effective since an office system can frequently be in cooling mode while the outdoor air is too cold to be brought inside in an unconditioned state. In this case heat from the offices is merely transferred to heat up the cold incoming fresh air. In the absence of an AHU this 'free heating' the incoming fresh air would not be possible.

1 ERQ100AV1 heat pump
2 REYQ8P8 50% cooling - 50% heating load. Conditions: outdoor temperature 11°CDB, indoor temperature 18°CWB, 22°CDB

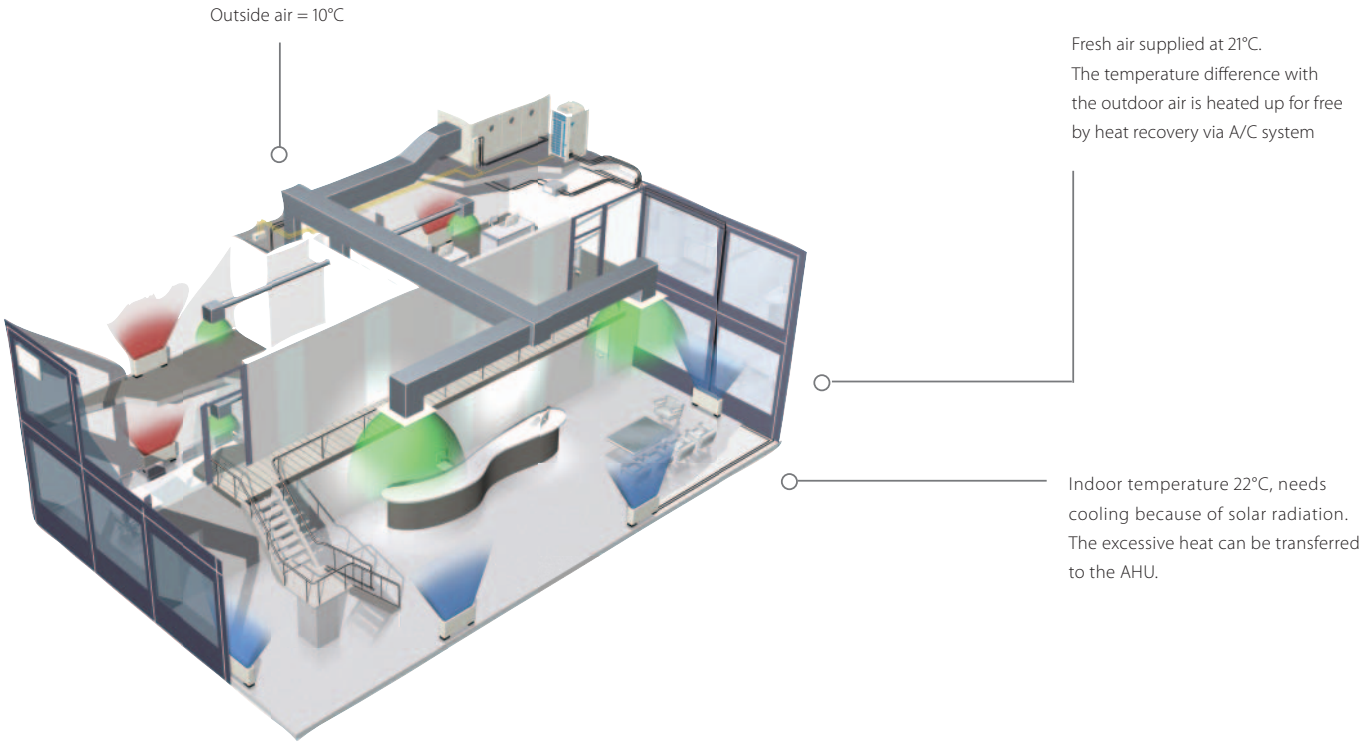


## High comfort levels

Daikin ERQ and VRV units respond rapidly to fluctuations in supply air temperature, resulting in a steady indoor temperature and resultant high comfort levels for the end user. Daikin ERQ and VRV units respond rapidly to fluctuations in the supply air temperature, resulting in a steady indoor temperature, together with the dehumidification this results in high comfort levels for the end user. The ultimate is the VRV range which improves comfort even more by offering continuous heating, also during defrost.

## Easy Design and Installation

The system is easy to design and install since no additional water systems such as boilers, tanks and gas connections etc. are required. This also reduces both the total system investment and running cost.

# In order to maximize installation flexibility, 4 types of control systems are offered

**Control w:** Off the shelf control of air temperature (discharge temperature, suction temperature, room temperature) via any DDC controller
**Control x:** Precize control of air temperature (discharge temperature, suction temperature, room temperature) requiring a preprogrammed DDC controller (for special applications)

**Control y:** Control of refrigerant (Te/Tc) temperature via Daikin control (no DDC controller needed)
**Control z:** Control of air temperature (suction temperature, room temperature) via Daikin control (no DDC controller needed)

## Possibility W (Td/Tr control):

**Air temperature control via DDC controller**
Room temperature is controlled as a function of the air handling unit suction or discharge air (customer selection). The DDC controller is translating the temperature difference between set point and air suction temperature (or air discharge temperature or room temperature) into a proportional 0-10V signal which is transferred to the Daikin control box (EKEQFCBA). This voltage controls the compressor frequency.

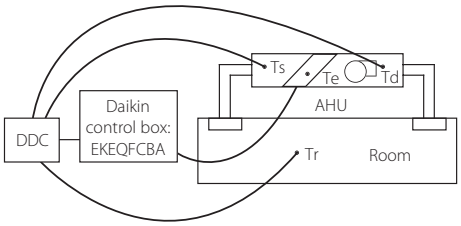


## Possibility X (Td/Tr control):

**Precise air temperature control via DDC controller**
Room temperature is controlled as a function of the air handling unit suction or discharge air (customer selection). The DDC controller is translating the temperature difference between set point and air suction temperature (or air discharge temperature or room temperature) into a reference voltage (0-10V) which is transferred to the Daikin control box (EKEQFCBA). This reference voltage will be used as the main input value for the compressor frequency control.

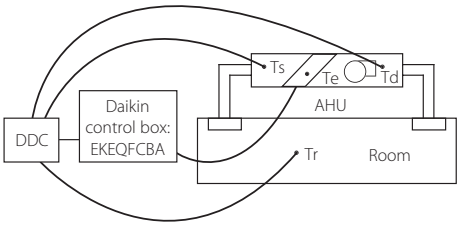


## Possibility Y (Te/Tc control):

**By fixed evaporating /condensing temperature**
A fixed target evaporating temperature of between 3°C and 8°C can be set by the customer. In this case, room temperature is only indirectly controlled. The cooling load is determined from the actual evaporating temperature (i.e. load to the heat exchanger). A Daikin infrared remote control (BRC1D52 or BRC1E52A/B - optional) can be connected for error indication.

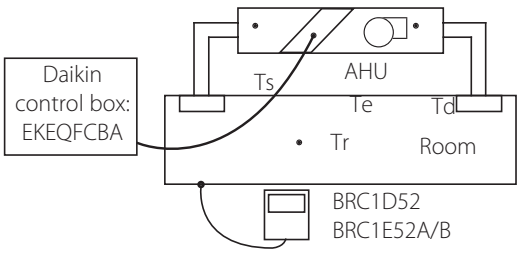


## Possibility Z (Ts/Tr control):

**Control your AHU just like a VRV indoor unit with 100% fresh air**
(BRC1D52 or BRC1E52A/B - optional)
Set point can be fixed via standard Daikin infrared remote control.
Remote ON/OFF can be achieved by an optional adapter KRP4A51.
No external DDC controller should be connected. The cooling load is determined from the air suction temperature and set point on the Daikin controller.

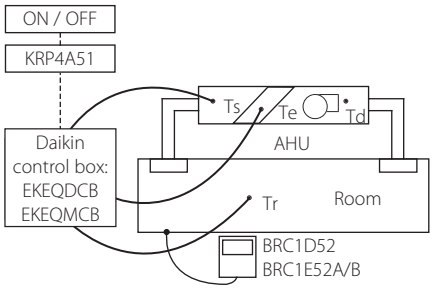


| | | |
|---|---|---|
| Ts = Air suction temperature | Tr = Room temperature | AHU = Air Handling Unit |
| Td = Air discharge temperature | Te = Evaporating temperature | DDC = Digital Display Controller |

| | Option kit | Features |
|---|---|---|
| Possibility w | EKEQFCBA | DDC controller is required<br>temperature control using air suction or air discharge temperature |
| Possibility x | | DDC and Microtech controller is required<br>Precise Temperature control using air suction or air discharge temperature |
| Possibility y | | Using fixed evaporating temperature, no set point can be set using remote control |
| Possibility z | EKEQDCB<br>EKFQMCBA* | Using Daikin infrared remote control BRC1D52 or BRC1E52A/B<br>Temperature control using air suction temperature |

* EKEQMCB (for 'multi' application)

# A R-410A inverter condensing units range for multi application with air handling units

- Inverter controlled units
- Large capacity range (from 8 to 54HP)
- Heat recovery, heat pump
- R-410A
- Control of room temperature via Daikin control
- Large range of expansion valve kits available
- BRC1E52A/B is used to set the set point temperature (connected to the EKEQMCBA).
- Connectable to all VRV heat recovery and heat pump systems



## W, X, Y control for VRV IV heat pump

R*YQ8-20T



R*YQ12-54T





## Z control for all VRV outdoor units



Refrigerant piping
F1-F2
other communication

# ERQ

## A range of R-410A inverter condensing units for pair application with air handling units

- Inverter controlled units
- Large capacity range (from 100 to 250 class)
- Heat pump
- R-410A
- Wide range of expansion valve kits available
- Up to 4 ERQ units can be connected to an interlaced coil in one air handling unit
- Basic DX solution for fresh air

The "Daikin Fresh Air Package" provides a complete Plug & Play Solution including AHU, ERQ or VRV Condensing Unit and all unit control (EKEQ, EKEX, DDC controller) factory mounted and configured. The easiest solution with only one point of contact.

Daikin air handling unit



F1 - F2

Refrigerant piping

| Ventilation | | | ERQ | 100AV1 | 125AV1 | 140AV1 |
|---|---|---|---|---|---|---|
| Capacity range | | | HP | 4 | 5 | 6 |
| Cooling capacity | Nom. | | kW | 11.2 | 14.0 | 15.5 |
| Heating capacity | Nom. | | kW | 12.5 | 16.0 | 18.0 |
| Power input | Cooling | Nom. | kW | 2.81 | 3.51 | 4.53 |
| | Heating | Nom. | kW | 2.74 | 3.86 | 4.57 |
| EER | | | | 3.99 | | 3.42 |
| COP | | | | 4.56 | 4.15 | 3.94 |
| Dimensions | Unit | | mm | 1,345x900x320 | | |
| Weight | Unit | | kg | 120 | | |
| Fan-Air flow rate | Cooling | Nom. | $m^3$/min | 106 | | |
| | Heating | Nom. | $m^3$/min | 102 | 105 | |
| Sound power level | Cooling | Nom. | dBA | 66 | 67 | 69 |
| Sound pressure level | Cooling | Nom. | dBA | 50 | 51 | 53 |
| | Heating | Nom. | dBA | 52 | 53 | 55 |
| Operation range | Cooling | Min./Max. | °CDB | -5/46 | | |
| | Heating | Min./Max. | °CWB | -20/15.5 | | |
| | On coil | Heating Min. | °CDB | 10 | | |
| | temperature | Cooling Max. | °CDB | 35 | | |
| Refrigerant | Type / GWP | | | R-410A / 2.087,5 | | |
| | Charge | | kg | 4.0 | | |
| | Charge | | $TCO_2Eq$ | 8.4 | | |
| Piping connections | Liquid | OD | mm | 9.52 | | |
| | Gas | OD | mm | 15.9 | | 19.1 |
| | Drain | OD | mm | 26x3 | | |
| Power supply | Phase/Frequency/Voltage | | Hz/V | 1N~/50/220-240 | | |
| Current | Maximum fuse amps (MFA) | | A | 32.0 | | |

| Ventilation | | | ERQ | 125AW1 | 200AW1 | 250AW1 |
|---|---|---|---|---|---|---|
| Capacity range | | | HP | 5 | 8 | 10 |
| Cooling capacity | Nom. | | kW | 14.0 | 22.4 | 28.0 |
| Heating capacity | Nom. | | kW | 16.0 | 25.0 | 31.5 |
| Power input | Cooling | Nom. | kW | 3.52 | 5.22 | 7.42 |
| | Heating | Nom. | kW | 4.00 | 5.56 | 7.70 |
| EER | | | | 3.98 | 4.29 | 3.77 |
| COP | | | | 4.00 | 4.50 | 4.09 |
| Dimensions | Unit | | mm | 1,680x635x765 | 1,680x930x765 | |
| Weight | Unit | | kg | 159 | 187 | 240 |
| Fan-Air flow rate | Cooling | Nom. | $m^3$/min | 95 | 171 | 185 |
| | Heating | Nom. | $m^3$/min | 95 | 171 | 185 |
| Sound power level | Nom. | | dBA | 72 | 78 | |
| Sound pressure level | Nom. | | dBA | 54 | 57 | 58 |
| Operation range | Cooling | Min./Max. | °CDB | -5/43 | | |
| | Heating | Min./Max. | °CWB | -20/15 | | |
| | On coil | Heating Min. | °CDB | 10 | | |
| | temperature | Cooling Max. | °CDB | 35 | | |
| Refrigerant | Type / GWP | | | R-410A / 2.087,5 | | |
| | Charge | | kg | 6.2 | 7.7 | 8.4 |
| | Charge | | $TCO_2Eq$ | 12.9 | 16.1 | 17.5 |
| Piping connections | Liquid | OD | mm | 9.52 | | |
| | Gas | OD | mm | 15.9 | 19.1 | 22.2 |
| Power supply | Phase/Frequency/Voltage | | Hz/V | 3N~/50/400 | | |
| Current | Maximum fuse amps (MFA) | | A | 16 | 25 | |

# Daikin also offers a range of expansion valve kits and control boxes to connect ERQ and VRV condensing units to third party air handling units

## Combination table

| | | | Control box | | | Expansion valve kit | | | | | | | | | |
|---|---|---|---|---|---|---|---|---|---|---|---|---|---|---|---|
| Outdoor unit | | | EKEQDCBV3 | EKEQFCBAV3 | EKEQMCBAV3 | EKEXV50 | EKEXV63 | EKEXV80 | EKEXV100 | EKEXV125 | EKEXV140 | EKEXV200 | EKEXV250 | EKEXV400 | EKEXV500 |
| System A | 1-phase | ERQ100 | P | P | | - | P | P | P | P | - | - | - | - | - |
| | | ERQ125 | P | P | | - | P | P | P | P | P | - | - | - | - |
| | | ERQ140 | P | P | | - | - | P | P | P | P | - | - | - | - |
| | 3-phase | ERQ125 | P | P | | - | P | P | P | P | P | - | - | - | - |
| | | ERQ200 | P | P | | - | - | - | P | P | P | P | P | - | - |
| | | ERQ250 | P | P | | - | - | - | - | P | P | P | P | - | - |
| System B | VRV III | | | | n1 | n1 | n1 | n1 | n1 | n1 | n1 | n1 | n1 | n1 | n1 |
| System B | VRV IV | | | 1 -> 3 | n2 | n2 | n2 | n2 | n2 | n2 | n2 | n2 | n2 | n2 | n2 |

- P (pair application): combination depends on the capacity of the air handling unit
- n1 (multi application: combination of air handling units and VRV DX indoor units): to determine the quantity, refer to the engineering data book
- n2 (multi application: multiple air handling units, or the combination of air handling units and VRV DX indoor units): to determine the quantity, refer to the engineering data book
- Control box EKEQFA can be connected to some types of VRV IV outdoor units (with a maximum of 3 boxes per unit). Do not combine EKEQFA control boxes with VRV DX indoor units, RA indoor units or hydroboxes

## Capacity table

### Cooling

| EKEXV Class | Allowed heat exchanger capacity (kW) | |
|---|---|---|
| | Minimum | Maximum |
| 50 | 5,0 | 6,2 |
| 63 | 6,3 | 7,8 |
| 80 | 7,9 | 9,9 |
| 100 | 10,0 | 12,3 |
| 125 | 12,4 | 15,4 |
| 140 | 15,5 | 17,6 |
| 200 | 17,7 | 24,6 |
| 250 | 24,7 | 30,8 |
| 400 | 35,4 | 49,5 |
| 500 | 49,6 | 61,6 |

Saturated evaporating temperature: 6°C
Air temperature: 27°C DB / 19°C WB

### Heating

| EKEXV Class | Allowed heat exchanger capacity (kW) | |
|---|---|---|
| | Minimum | Maximum |
| 50 | 5,6 | 7,0 |
| 63 | 7,1 | 8,8 |
| 80 | 8,9 | 11,1 |
| 100 | 11,2 | 13,8 |
| 125 | 13,9 | 17,3 |
| 140 | 17,4 | 19,8 |
| 200 | 19,9 | 27,7 |
| 250 | 27,8 | 34,7 |
| 400 | 39,8 | 55,0 |
| 500 | 55,1 | 69,3 |

Saturated condensing temperature: 46°C
Air temperature: 20°C DB

## EKEXV - Expansion valve kit for air handling applications

| Ventilation | | | EKEXV | 50 | 63 | 80 | 100 | 125 | 140 | 200 | 250 | 400 | 500 |
|---|---|---|---|---|---|---|---|---|---|---|---|---|---|
| Dimensions | Unit | | mm | 401x215x78 | | | | | | | | | |
| Weight | Unit | | kg | 2.9 | | | | | | | | | |
| Sound pressure level | Nom. | | dBA | 45 | | | | | | | | | |
| Operation range | On coil | Heating Min. | °CDB | 10 (1) | | | | | | | | | |
| | temperature | Cooling Max. | °CDB | 35 (2) | | | | | | | | | |
| Refrigerant | Type / GWP | | | R-410A / 2.087,5 | | | | | | | | | |
| Piping connections | Liquid | OD | mm | 6.35 | 9.52 | | | | | | | 12.7 | 15.9 |

(1) The temperature of the air entering the coil in heating mode can be reduced to -5°CDB. Contact your local dealer for more information. (2) 45% Relative humidity.

## EKEQ - Control box for air handling applications

| Ventilation | | EKEQ | FCBA | DCB | MCBA |
|---|---|---|---|---|---|
| Application | | | See note | Pair | Multi |
| Outdoor unit | | | ERQ / VRV | ERQ | VRV |
| Dimensions | Unit | mm | 132x400x200 | | |
| Weight | Unit | kg | 3.9 | 3.6 | |
| Power supply | Phase/Frequency/Voltage | Hz/V | 1~/50/230 | | |

The combination of EKEQFCBA and ERQ is in pair application. The EKEQFCBA can be connected to some type of VRV IV outdoor units with a maximum of 3 control boxes. The combination with DX indoor units, hydroboxes, RA outdoor units, ... is not allowed. Refer to the combination table drawing of the outdoor unit for details.

# Biddle air curtain for ERQ

- Connectable to ERQ heat pump
- ERQ is among the first DX systems suitable for connection to air curtains
- Free-hanging model (F): easy wall mounted installation
- Cassette model (C): mounted into a false ceiling leaving only the decoration panel visible
- Recessed model (R): neatly concealed in the ceiling
- A payback period of less then 1.5 years compared to installing an electric air curtain
- Easy and quick to install at reduced costs since no additional water systems, boilers and gas connections are required
- Maximum energy efficiency stemming from almost zero down flow turbulence, optimised air flow and the application of advanced discharge rectifier technology
- Around 85% air separation efficiency, greatly reducing both heat loss and required indoor unit heating capacity

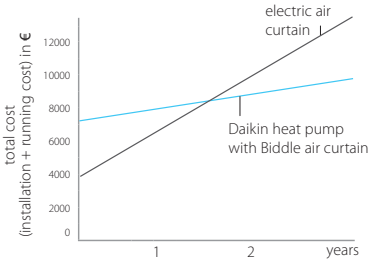





| | | | | Small | | | Medium | | | |
|---|---|---|---|---|---|---|---|---|---|---|
| | | | | CYQS150DK80 *BN/*SN | CYQS200DK100 *BN/*SN | CYQS250DK140 *BN/*SN | CYQM100DK80 *BN/*SN | CYQM150DK80 *BN/*SN | CYQM200DK100 *BN/*SN | CYQM250DK140 *BN/*SN |
| Heating capacity | Speed 3 | | kW | 9.0 | 11.6 | 16.2 | 9.2 | 11.0 | 13.4 | 19.9 |
| Power input | Fan only | Nom. | kW | 0.35 | 0.46 | 0.58 | 0.37 | 0.56 | 0.75 | 0.94 |
| | Heating | Nom. | kW | 0.35 | 0.46 | 0.58 | 0.37 | 0.56 | 0.75 | 0.94 |
| Delta T | Speed 3 | | K | 15 | | 16 | 17 | 14 | 13 | 15 |
| Casing | Colour | | | BN: RAL9010 / SN: RAL9006 | | | | | | |
| Dimensions | Unit | Height F/C/R | mm | 270/270/270 | | | | | | |
| | | Width F/C/R | mm | 1,500/1,500/1,548 | 2,000/2,000/2,048 | 2,500/2,500/2,548 | 1,000/1,000/1,048 | 1,500/1,500/1,548 | 2,000/2,000/2,048 | 2,500/2,500/2,548 |
| | | Depth F/C/R | mm | 590/821/561 | | | | | | |
| Required ceiling void > | | | mm | 420 | | | | | | |
| Door height | Max. | | m | 2.3 (1) / 2.15 (2) / 2.0 (3) | 2.3 (1) / 2.15 (2) / 2.0 (3) | 2.3 (1) / 2.15 (2) / 2.0 (3) | 2.5 (1) / 2.4 (2) / 2.3 (3) | 2.5 (1) / 2.4 (2) / 2.3 (3) | 2.5 (1) / 2.4 (2) / 2.3 (3) | 2.5 (1) / 2.4 (2) / 2.3 (3) |
| Door width | Max. | | m | 1.5 | 2.0 | 2.5 | 1.0 | 1.5 | 2.0 | 2.5 |
| Weight | Unit | | kg | 66 | 83 | 107 | 57 | 73 | 94 | 108 |
| Fan-Air flow rate | Heating | Speed 3 | $m^3/h$ | 1,746 | 2,328 | 2,910 | 1,605 | 2,408 | 3,210 | 4,013 |
| Sound pressure level | Heating | Speed 3 | dBA | 49 | 50 | 51 | 50 | 51 | 53 | 54 |
| Refrigerant | Type / GWP | | | R-410A / 2.087,5 | | | | | | |
| Piping connections | Liquid/OD/Gas/OD | | mm | 9.52/16.0 | | 9.52/19.0 | 9.52/16.0 | | | 9.52/19.0 |
| Required accessories (should be ordered separately) | | | | Daikin wired remote control (BRC1E52A/B or BRC1D52) | | | | | | |
| Power supply | Voltage | | V | 230 | | | | | | |

| | | | | Large | | | |
|---|---|---|---|---|---|---|---|
| | | | | CYQL100DK125 *BN/*SN | CYQL150DK200 *BN/*SN | CYQL200DK250 *BN/*SN | CYQL250DK250 *BN/*SN |
| Heating capacity | Speed 3 | | kW | 15.6 | 23.3 | 29.4 | 31.1 |
| Power input | Fan only | Nom. | kW | 0.75 | 1.13 | 1.50 | 1.88 |
| | Heating | Nom. | kW | 0.75 | 1.13 | 1.50 | 1.88 |
| Delta T | Speed 3 | | K | 15 | | 14 | 12 |
| Casing | Colour | | | BN: RAL9010 / SN: RAL9006 | | | |
| Dimensions | Unit | Height F/C/R | mm | 370/370/370 | | | |
| | | Width F/C/R | mm | 1,000/1,000/1,048 | 1,500/1,500/1,548 | 2,000/2,000/2,048 | 2,500/2,500/2,548 |
| | | Depth F/C/R | mm | 774/1,105/745 | | | |
| Required ceiling void > | | | mm | 520 | | | |
| Door height | Max. | | m | 3.0 (1) / 2.75 (2) / 2.5 (3) | 3.0 (1) / 2.75 (2) / 2.5 (3) | 3.0 (1) / 2.75 (2) / 2.5 (3) | 3.0 (1) / 2.75 (2) / 2.5 (3) |
| Door width | Max. | | m | 1.0 | 1.5 | 2.0 | 2.5 |
| Weight | Unit | | kg | 76 | 100 | 126 | 157 |
| Fan-Air flow rate | Heating | Speed 3 | $m^3/h$ | 3,100 | 4,650 | 6,200 | 7,750 |
| Sound pressure level | Heating | Speed 3 | dBA | 53 | 54 | 56 | 57 |
| Refrigerant | Type / GWP | | | R-410A / 2,087.5 | | | |
| Piping connections | Liquid/OD/Gas/OD | | mm | 9.52/16.0 | 9.52/19.0 | 9.52/22.0 | |
| Required accessories (should be ordered separately) | | | | Daikin wired remote control (BRC1E52A/B or BRC1D52) | | | |
| Power supply | Voltage | | V | 230 | | | |

(1) Favorable conditions: covered shopping mall or revolving door entrance (2) Normal conditions: little direct wind, no opposite open doors, building with ground floor only (3) Unfavorable conditions: location at a corner or square, multiple floors and/or open stairway

# Biddle air curtain for VRV and Conveni-pack

- Connectable to VRV heat recovery, heat pump and Conveni-pack
- VRV is among the first DX systems suitable for connection to air curtains
- Free-hanging model (F): easy wall mounted installation
- Cassette model (C): mounted into a false ceiling leaving only the decoration panel visible
- Recessed model (R): neatly concealed in the ceiling
- A payback period of less then 1.5 years compared to installing an electric air curtain
- Provides virtually free air curtain heating via recovered heat from indoor units in cooling mode (in case of VRV heat recovery)
- Easy and quick to install at reduced costs since no additional water systems, boilers and gas connections are required
- Maximum energy efficiency stemming from almost zero down flow turbulence, optimised air flow and the application of advanced discharge rectifier technology
- Around 85% air separation efficiency, greatly reducing both heat loss and required indoor unit heating capacity



CYVM150DK80FSN



CYVM150DK80CSN



CYVM150DK80RSN

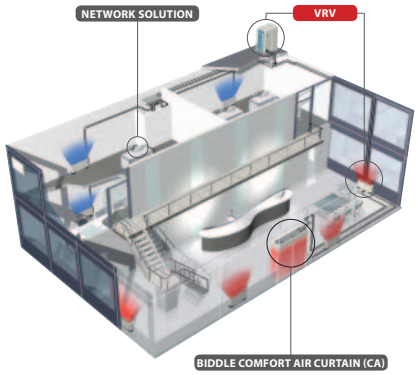


| | | | | Small | | | | Medium | | | |
|---|---|---|---|---|---|---|---|---|---|---|---|
| | | | | CYVS100DK80 *BN/*SN | CYVS150DK80 *BN/*SN | CYVS200DK100 *BN/*SN | CYVS250DK140 *BN/*SN | CYVM100DK80 *BN/*SN | CYVM150DK80 *BN/*SN | CYVM200DK100 *BN/*SN | CYVM250DK140 *BN/*SN |
| Heating capacity | Speed 3 | | kW | 7.40 | 9.0 | 11.6 | 16.2 | 9.2 | 11.0 | 13.4 | 19.9 |
| Power input | Fan only | Nom. | kW | 0.23 | 0.35 | 0.46 | 0.58 | 0.37 | 0.56 | 0.75 | 0.94 |
| | Heating | Nom. | kW | 0.23 | 0.35 | 0.46 | 0.58 | 0.37 | 0.56 | 0.75 | 0.94 |
| Delta T | Speed 3 | | K | 19 | 15 | | 16 | 17 | 14 | 13 | 15 |
| Casing | Colour | | | BN: RAL9010 / SN: RAL9006 | | | | | | | |
| Dimensions | Unit | Height F/C/R | mm | 270/270/270 | | | | | | | |
| | | Width F/C/R | mm | 1,000/1,000/1,048 | 1,500/1,500/1,548 | 2,000/2,000/2,048 | 2,500/2,500/2,548 | 1,000/1,000/1,048 | 1,500/1,500/1,548 | 2,000/2,000/2,048 | 2,500/2,500/2,548 |
| | | Depth F/C/R | mm | 590/821/561 | | | | | | | |
| Required ceiling void > | | | mm | 420 | | | | | | | |
| Door height | Max. | | m | 2.3 (1) / 2.15 (2) / 2.0 (3) | 2.3 (1) / 2.15 (2) / 2.0 (3) | 2.3 (1) / 2.15 (2) / 2.0 (3) | 2.3 (1) / 2.15 (2) / 2.0 (3) | 2.5 (1) / 2.4 (2) / 2.3 (3) | 2.5 (1) / 2.4 (2) / 2.3 (3) | 2.5 (1) / 2.4 (2) / 2.3 (3) | 2.5 (1) / 2.4 (2) / 2.3 (3) |
| Door width | Max. | | m | 1.0 | 1.5 | 2.0 | 2.5 | 1.0 | 1.5 | 2.0 | 2.5 |
| Weight | Unit | | kg | 56 | 66 | 83 | 107 | 57 | 73 | 94 | 108 |
| Fan-Air flow rate | Heating | Speed 3 | $m^3/h$ | 1,164 | 1,746 | 2,328 | 2,910 | 1,605 | 2,408 | 3,210 | 4,013 |
| Sound pressure level | Heating | Speed 3 | dBA | 47 | 49 | 50 | 51 | 50 | 51 | 53 | 54 |
| Refrigerant | Type / GWP | | | R-410A / 2.087,5 | | | | | | | |
| Piping connections | Liquid/OD/Gas/OD | | mm | 9.52/16.0 | | | 9.52/19.0 | 9.52/16.0 | | | 9.52/19.0 |
| Required accessories (should be ordered separately) | | | | Daikin wired remote control (BRC1E52A/B or BRC1D52) | | | | | | | |
| Power supply | Voltage | | V | 230 | | | | | | | |

| | | | | Large | | | |
|---|---|---|---|---|---|---|---|
| | | | | CYVL100DK125*BN/*SN | CYVL150DK200*BN/*SN | CYVL200DK250*BN/*SN | CYVL250DK250*BN/*SN |
| Heating capacity | Speed 3 | | kW | 15.6 | 23.3 | 29.4 | 31.1 |
| Power input | Fan only | Nom. | kW | 0.75 | 1.13 | 1.50 | 1.88 |
| | Heating | Nom. | kW | 0.75 | 1.13 | 1.50 | 1.88 |
| Delta T | Speed 3 | | K | 15 | | 14 | 12 |
| Casing | Colour | | | BN: RAL9010 / SN: RAL9006 | | | |
| Dimensions | Unit | Height F/C/R | mm | 370/370/370 | | | |
| | | Width F/C/R | mm | 1,000/1,000/1,048 | 1,500/1,500/1,548 | 2,000/2,000/2,048 | 2,500/2,500/2,548 |
| | | Depth F/C/R | mm | 774/1,105/745 | | | |
| Required ceiling void > | | | mm | 520 | | | |
| Door height | Max. | | m | 3.0 (1) / 2.75 (2) / 2.5 (3) | 3.0 (1) / 2.75 (2) / 2.5 (3) | 3.0 (1) / 2.75 (2) / 2.5 (3) | 3.0 (1) / 2.75 (2) / 2.5 (3) |
| Door width | Max. | | m | 1.0 | 1.5 | 2.0 | 2.5 |
| Weight | Unit | | kg | 76 | 100 | 126 | 157 |
| Fan-Air flow rate | Heating | Speed 3 | $m^3/h$ | 3,100 | 4,650 | 6,200 | 7,750 |
| Sound pressure level | Heating | Speed 3 | dBA | 53 | 54 | 56 | 57 |
| Refrigerant | Type / GWP | | | R-410A / 2,087.5 | | | |
| Piping connections | Liquid/OD/Gas/OD | | mm | 9.52/16.0 | 9.52/19.0 | 9.52/22.0 | |
| Required accessories (should be ordered separately) | | | | Daikin wired remote control (BRC1E52A/B or BRC1D52) | | | |
| Power supply | Voltage | | V | 230 | | | |

(1) Favorable conditions: covered shopping mall or revolving door entrance (2) Normal conditions: little direct wind, no opposite open doors, building with ground floor only (3) Unfavorable conditions: location at a corner or square, multiple floors and/or open stairway

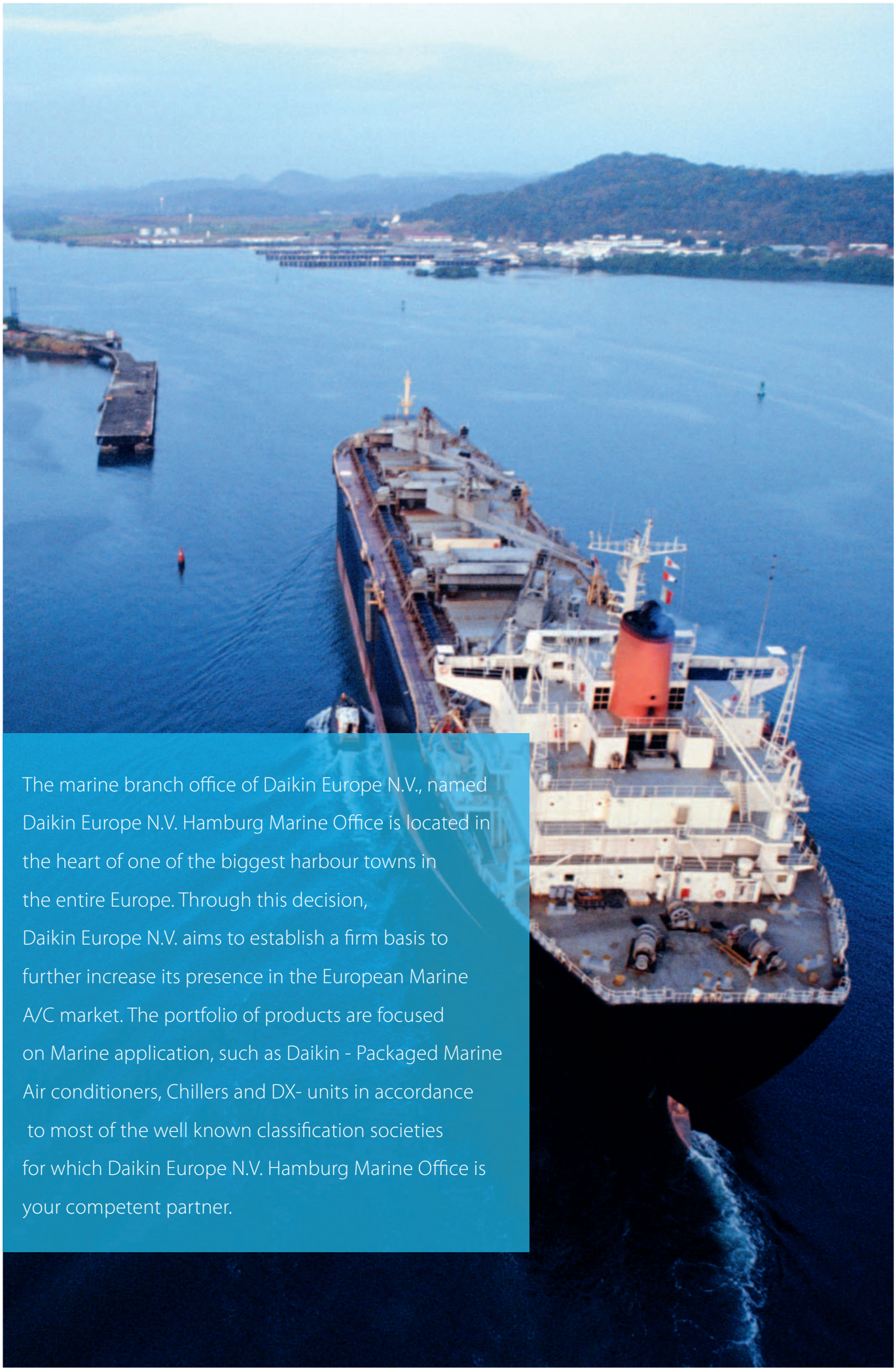

The marine branch office of Daikin Europe N.V., named Daikin Europe N.V. Hamburg Marine Office is located in the heart of one of the biggest harbour towns in the entire Europe. Through this decision, Daikin Europe N.V. aims to establish a firm basis to further increase its presence in the European Marine A/C market. The portfolio of products are focused on Marine application, such as Daikin - Packaged Marine Air conditioners, Chillers and DX- units in accordance to most of the well known classification societies for which Daikin Europe N.V. Hamburg Marine Office is your competent partner.

USDP*GC / USDN*HA

# Daikin Marine Type Deck Units

- Energy saving
- Compact design
- Refrigerants R-404A - R-407C
- Economical maintenance
- Easy installation
- Hermetic scroll compressor
- Minimum piping and field work required
- High performance reliability
- Lesser refrigerant volum with leak proof hermetic structure
- High static pressure fan facilitates the use of long ducts
- Quiet, less vibration operation makes it suitable for installation in accomodation areas

Optional customized modifications:
- Remote controls
- Electrical heater
- Data bus interfaces
- Air plenum or duct connection
- Higher external static pressure
- Cooling water regulating valve
- Higher air volume



USP~HR1 / USP~H

# Daikin Marine Type Packaged Series

- Excellent durability
- Hermetic scroll compressor
- Light weight design
- Refrigerants: R-404A - R-407C
- Resilient structure specially designed for marine applications
- Abundant modification parts assures various applications
- Wide operation range
- Easy transportation and installation
- Energy-saving
- Complete set of spare parts provided for certain models

Optional customized modifications:
- Remote controls
- Electrical heater
- Data bus interfaces
- Air plenum or duct connection
- Higher external static pressure
- Cooling water regulating valve
- Higher air volume



USF*J(A)

# Daikin Marine Type Galley Series

- Respond to a wide temperature range
- High efficient operation
- Outstanding durable design
- Easy transportation and installation
- Excellent performance reliability
- Spare parts are provided as standard accessories
- Hermetic scroll compressor
- High static pressure system
- R-404A

Optional customized modifications:
- Remote controls
- Electrical heater
- Data bus interfaces
- Air plenum or duct connection
- Higher external static pressure
- Cooling water regulating valve
- Higher air volume



RHSD~A / RKS~FR Unit

# Daikin Marine Type Small Size Condensing

RHSD-A (R-134a):
- A semi-hermetic reciprocating compressor with proven reliability
- Saved maintenance work around compressor (without V belts & shaft seal)

RKS-FR (R-404A):
- An open type reciprocating compressor of optimum design for R-404A
- Equal installation & maintenance as R-22



For more information, visit http://www.daikineurope.com/industrial/applications/marine



Daikin chillers offer the ultimate in reliability and flexibility — a reflection of the advanced technology inherent within them. Daikin chillers represent the sure and safe route to a comfortable environment and a process cooling solution that is clean and consistent.

# Chillers


Why choose Daikin chillers 278

Products overview - air cooled and condensing units 282

Products overview - water cooled and condenserless units 284

Air cooled chillers (Cooling only)

EWAQ-ADVP 286
EWAQ-ACV3/ACW1 287
EWAQ-BAWN/BAWP 288
EWAQ-E- 290
EWAQ-F- 292
EWAQ-GZ 296
EWAD-E- 298
EWAD-D- 300
EWAD-C- 308
EWAD-CZ 314
EWAD-CF 316
NEW EWAD-TZ 318

Air cooled chillers (Heat pump)

EWYQ-ADVP 324
EWYQ-ACV3/ACW1 325
EWYQ-BAWN/BAWP 326
NEW SEHVX-AAW/SERHQ-AAW1 327
EWYQ-F- 328
EWYQ-GZ 330
EWYD-BZ 332

Air cooled condensing unit

ERAD-E- 334

Water cooled chillers

EWWQ-B- 336
EWWP-KBW1N 338
EWWD-G- 340
EWWD-I- 342
EWWD-J- 344
EWWD-H- 345

Condenserless chillers

EWLP-KBW1N 346
EWLD-J- 347
EWLD-G- 348
EWLD-I- 349

Water cooled centrifugal chillers

EWWD-FZXS 350
DWSC / DWDC 351


For more information on Options & Accessories, please refer to page 456 of this catalogue.



# Daikin chillers

## Why choose Daikin chillers?

The simple answer is that, as the market leaders, the performance of our equipment is second to none. From the smallest chillers to the very largest, our quality control and attention detail is absolute. Our systems have the **most advanced technologies**, deliver **the highest energy efficiencies** and **lowest running costs**, and are the gold standard for reliability and performance.




## Benefits for the installer

- Plug & play solutions
- Maximum serviceability
- Ideal solutions for retrofit projects

## Benefits for the consultant

- Energy efficient solutions without compromising on reliability and performance
- Latest technology embedded in all our products

## Benefits for the end user

- Remarkable savings on running costs
- "Green" solutions to preserve the environment
- Eurovent and AHRI certification





## The widest and most flexible chiller portfolio

› From the smallest mini chiller for residential use to the largest chiller for district cooling
› Tailor made solutions based on the most advanced technologies

## Worldwide experience in chiller design and manufacturing

› World's most advanced facilities for air conditioning research and development: the Applied Development Center in Minneapolis, Minnesota
› Inhouse development and manufacturing of chiller main components (compressors, fans, condenser coils, software, etc...)

## The highest efficiency for every installation

› The lowest total cost of ownership and fast payback time
› Environmental friendly solutions

## Quality and reliability

› Daikin's integrated zero defect policy ensures quality of components and finished products
› Each Daikin chiller is factory run-tested and subjected to quality audit before shipment

# Marketing tool

The chiller selection software can be accessed via http://extranet.daikineurope.com/en/software/downloads/default.jsp

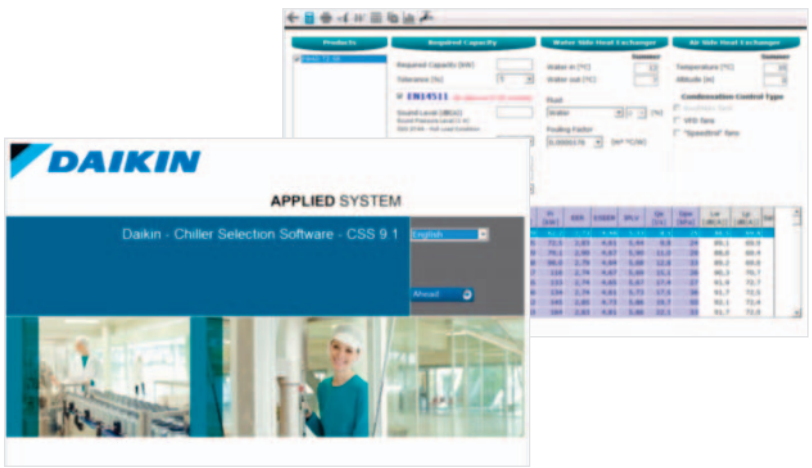


PRINTING COMPANY



CHILLER



AIR COOLED CHILLER




EWYQ-GZXR


DATA CENTER


ICE RINK


PROCESS COOLING

# Products overview

| | | Refrigerant | Inverter | Free cooling | Compressor | | | Efficiency version | | | | Sound version | | | | |
|---|---|---|---|---|---|---|---|---|---|---|---|---|---|---|---|---|
| | | | | | Swing | Scroll | Screw | Standard | High | Premium | High ambient | Standard | Low | Reduced | Extra low | |
| **Cooling only** | | | | | | | | | | | | | | | | 0 |
| EWAQ~ADVP |  | R-410A | ● | | ● | | | ● | | | | ● | | | | |
| EWAQ~ACV3/ACW1 |  | R-410A | ● | | | ● | | ● | | | | ● | | | | |
| EWAQ~BA* |  | R-410A | ● | | | ● | | ● | | | | ● | | | | |
| EWAQ~E- |  | R-410A | | | | ● | | | ● | | | ● | ● | ● | | |
| EWAQ~F- |  | R-410A | | | | ● | | ● | ● | | | ● | ● | ● | | |
| EWAQ~GZ |  | R-410A | ● | | | ● | | | ● | | | ● | | ● | | |
| EWAD~E- |  | R-134a | | | | | ● | ● | | | | ● | ● | | | |
| EWAD~D- |  | R-134a | | | | | ● | ● | ● | | ● | ● | ● | ● | ● | |
| EWAD~C- |  | R-134a | | | | | ● | ● | ● | ● | | ● | ● | ● | | |
| EWAD~CZ |  | R-134a | ● | | | | ● | | ● | | | ● | ● | ● | | |
| EWAD~CF |  | R-134a | | ● | | | ● | | ● | | | ● | ● | ● | | |
| EWAD~TZ NEW |  | R-134a | ● | | | | ● | ● | ● | | | ● | | ● | | |
| **Heat pump** | | | | | | | | | | | | | | | | 0 |
| EWYQ~ADVP |  | R-410A | ● | | ● | | | ● | | | | ● | | | | |
| EWYQ~ACV3/ACW1 |  | R-410A | ● | | | ● | | ● | | | | ● | | | | |
| EWYQ~BA* |  | R-410A | ● | | | ● | | ● | | | | ● | | | | |
| SEHVX-AAW<br>SERHQ-AAW1 NEW |  | R-410A | ● | | | ● | | ● | | | | ● | | | | |
| EWYQ~F- |  | R-410A | | | | ● | | | ● | | | ● | ● | ● | | |
| EWYQ~GZ |  | R-410A | ● | | | ● | | | ● | | | ● | | ● | | |
| EWYD~BZ |  | R-134a | ● | | | | ● | ● | | | | ● | ● | | | |
| **Condensing unit** | | | | | | | | | | | | | | | | 0 |
| ERAD~E- |  | R-134a | | | | | ● | ● | | | | ● | ● | | | |

Cooling capacity (kW)
Heating capacity (kW)



# Products overview

| | | Refrigerant | Inverter | Compressor | | | Efficiency version | | Sound version |
|---|---|---|---|---|---|---|---|---|---|
| | | | | Scroll | Screw | Centrifugal | Standard | High | Standard |
| **Water cooled chillers (Cooling only & Heating only)** | | | | | | | | | |
| EWWP~KBW1N |  | R-407C | | ● | | | ● | | ● |
| EWWD~J- |  | R-134a | | | ● | | ● | | ● |
| EWWD~G- |  | R-134a | | | ● | | ● | ● | ● |
| EWWD~I- |  | R-134a | | | ● | | ● | ● | ● |
| EWWD~H- |  | R-134a | | | ● | | | ● | ● |
| **Water cooled chillers (Cooling only)** | | | | | | | | | |
| EWWQ~B- |  | R-410A | | | ● | | ● | ● | ● |
| **Condenserless chillers** | | | | | | | | | |
| EWLP~KBW1N |  | R-407C | | ● | | | ● | | ● |
| EWLD~J- |  | R-134a | | | ● | | ● | | ● |
| EWLD~G- |  | R-134a | | | ● | | ● | | ● |
| EWLD~I- |  | R-134a | | | ● | | ● | | ● |
| **Water cooled centrifugal chillers** | | | | | | | | | |
| EWWD~FZ |  | R-134a | ● | | | ● | | ● | ● |
| DWSC<br>DWDC |  | R-134a | optional | | | ● | | ● | ● |
| 6,000 RT<br>CENTRIFUGAL |  | R-134a | | | | ● | | ● | ● |

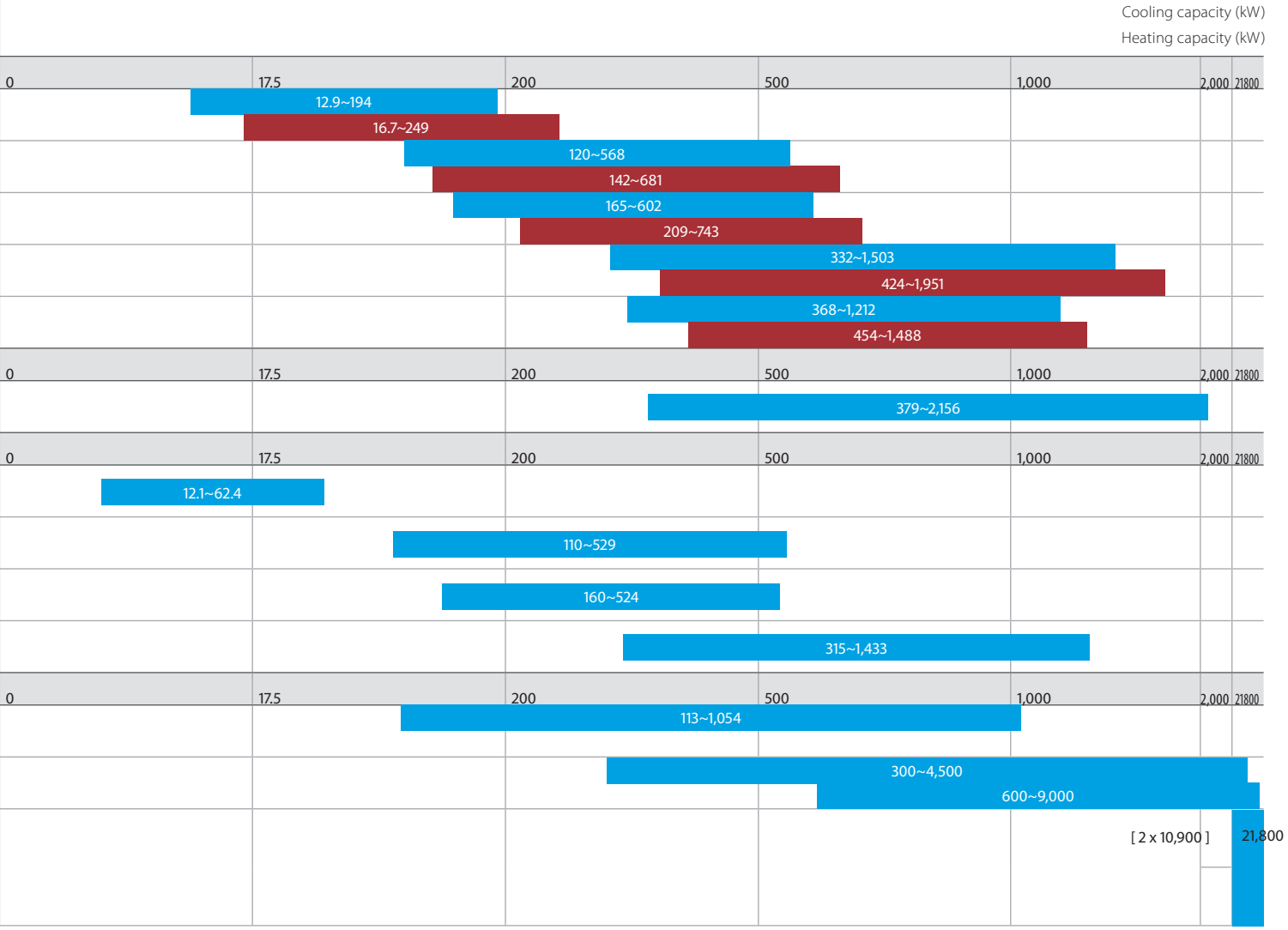
Cooling capacity (kW)
Heating capacity (kW)
0
17.5
200
500
1,000
2,000
21800
12.9~194
16.7~249
120~568
142~681
165~602
209~743
332~1,503
424~1,951
368~1,212
454~1,488
379~2,156
12.1~62.4
110~529
160~524
315~1,433
113~1,054
300~4,500
600~9,000
[ 2 x 10,900 ]
21,800

# Air cooled mini inverter chiller

- Inverter technology to ensure low sound values and **leader-of-class ESEER**
- Wide operating range
- Easy 'plug and play' installation
- Single phase power supply and low starting currents make the unit ideal **for residential applications**
- **Built-in hydronic module**: no buffer tank required and a standard pump and main switch are included




EWAQ-ADVP

Digital controller

| Cooling only | | | | | EWAQ-ADVP | 005 | 006 | 007 |
|---|---|---|---|---|---|---|---|---|
| Cooling capacity | Nom. | | | | kW | 5.28 (1) | 6.08 (1) | 7.18 (1) |
| Power input | Cooling | Nom. | | | kW | 1.94 (1) | 2.40 (1) | 3.00 (1) |
| Capacity control | Method | | | | | Inverter controlled | | |
| EER | | | | | | 2.72 (1) | 2.53 (1) | 2.39 (1) |
| Dimensions | Unit | Height | | | mm | 805 | | |
| | | Width | | | mm | 1,190 | | |
| | | Depth | | | mm | 360 | | |
| Weight | Unit | | | | kg | 100 | | |
| | Operation weight | | | | kg | 104 | | |
| Water heat | Type | | | | | Brazed plate | | |
| exchanger | Water flow rate | Cooling | Nom. | | l/min | 14.9 | 17.2 | 20.4 |
| Air heat exchanger | Type | | | | | Tube type | | |
| Hydraulic components | Expansion vessel | Volume | | | l | 6 | | |
| Compressor | Type | | | | | Hermetically sealed swing compressor | | |
| | Quantity | | | | | 1 | | |
| Fan | Type | | | | | Propeller fan | | |
| | Quantity | | | | | 1 | | |
| Sound power level | Cooling | Nom. | | | dBA | 62 | | 63 |
| Sound pressure level | Cooling | Nom. | | | dBA | 48 | | 50 |
| Operation range | Water side | Cooling | Min.~Max. | | °CDB | 5~20 | | |
| | Air side | Cooling | Min.~Max. | | °CDB | 10~43 | | |
| Refrigerant | Type / GWP | | | | | R-410A / 2,087.5 | | |
| | Control | | | | | Inverter | | |
| | Circuits | Quantity | | | | 1 | | |
| Refrigerant charge | Per circuit | | | | kg | 1.7 | | |
| | Per circuit | | | | $TCO_2Eq$ | 3.5 | | |
| Water circuit | Piping connections diameter | | | | inch | 1" MBSP | | |
| Piping connections | Water heat exchanger drain | | | | | 5/16 SAE flare | | |
| Unit | Maximum running current | | | | A | 17.3 | | |
| Power supply | Phase/Frequency/Voltage | | | | Hz/V | 1~/50/230 | | |

(1) Tamb 35°C - LWE 7°C (Dt: 5°C)

# Air cooled mini inverter chiller

- Inverter technology to ensure low sound values and **leader-of-class ESEER**
- Wide operating range
- Built-in hydronic module: no buffer tank required and a standard pump and main switch are included
- Easy 'plug and play' installation
- Single phase power supply **for residential applications**, three phase power supply model available **for light commercial applications**




EWAQ-ACV3/ACW1



Digital controller

| Cooling only | | | | | EWAQ | 009ACV3 | 010ACV3 | 011ACV3 | 009ACW1 | 011ACW1 | 013ACW1 |
|---|---|---|---|---|---|---|---|---|---|---|---|
| Cooling capacity | Nom. | | | | kW | 12.2 (1) / 8.6 (2) | 13.6 (1) / 9.6 (2) | 15.7 (1) / 11.1 (2) | 12.9 (1) / 9.1 (2) | 15.7 (1) / 11.1 (2) | 17.0 (1) / 13.3 (2) |
| Power input | Cooling | Nom. | | | kW | 2.85 (1) / 2.83 (2) | 3.41 (1) / 3.28 (2) | 4.13 (1) / 3.90 (2) | 3.08 (1) / 3.05 (2) | 4.13 (1) / 3.90 (2) | 5.52 (1) / 5.18 (2) |
| Capacity control | Method | | | | | Inverter controlled | | | | | |
| EER | | | | | | 4.27 (1) / 3.05 (2) | 4.00 (1) / 2.93 (2) | 3.79 (1) / 2.85 (2) | 4.19 (1) / 2.99 (2) | 3.79 (1) / 2.85 (2) | 3.08 (1) / 2.57 (2) |
| ESEER | | | | | | 4.31 | 4.30 | 4.33 | 4.43 | 4.44 | 4.36 |
| Dimensions | Unit | Height | | | mm | 1,435 | | | | | |
| | | Width | | | mm | 1,418 | | | | | |
| | | Depth | | | mm | 382 | | | | | |
| Weight | Unit | | | | kg | 180 | | | | | |
| Water heat exchanger | Type | | | | | Brazed plate | | | | | |
| | Quantity | | | | | 1 | | | | | |
| | Water volume | | | | l | 1.01 | | | | | |
| | Water flow rate | Cooling | Nom. | | l/min | 24.7 | 27.6 | 31.9 | 26.1 | 31.9 | 38.2 |
| Air heat exchanger | Type | | | | | Hi-XSS | | | | | |
| Hydraulic components | Expansion vessel | Volume | | | l | 10 | | | | | |
| Compressor | Type | | | | | Hermetically sealed scroll compressor | | | | | |
| | Quantity | | | | | 1 | | | | | |
| Fan | Type | | | | | Propeller fan | | | | | |
| | Quantity | | | | | 2 | | | | | |
| | Air flow rate | Cooling | Nom. | | $m^3$/min | 96 | 100 | 97 | - | | |
| Fan motor | Speed | Cooling | Nom. | | rpm | 780 | | | | | |
| | | Steps | | | | 8 | | | | | |
| Sound power level | Cooling | Nom. | | | dBA | 64 | | | | | 66 |
| Sound pressure level | Cooling | Nom. | | | dBA | 51 | | | | | 52 |
| | | Cooling Night quiet mode | | | dBA | 45 | | | | | 46 |
| Operation range | Water side | Cooling | Min.~Max. | | °CDB | 5~22 | | | | | |
| | Air side | Cooling | Min.~Max. | | °CDB | 10~46 | | | | | |
| Refrigerant | Type / GWP | | | | | R-410A / 2,087.5 | | | | | |
| | Control | | | | | Electronic expansion valve | | | | | |
| | Circuits | Quantity | | | | 1 | | | | | |
| Refrigerant charge | Per circuit | | | | kg | 2.95 | | | | | |
| | Per circuit | | | | $TCO_2Eq$ | 6.2 | | | | | |
| Water circuit | Piping connections diameter | | | | inch | G 5/4" (female) | | | | | |
| | Piping | | | | inch | 5/4" | | | | | |
| Power supply | Phase/Frequency/Voltage | | | | Hz/V | 1~/50/230 | | | 3N~/50/400 | | |

(1) Underfloor program: cooling Ta 35°C - LWE 18°C (Dt: 5°C) (2) Fan coil program: cooling Ta 35°C - LWE 7°C ( Dt: 5°C)

# Air cooled scroll inverter chiller

- High efficiency with **leader-of-class ESEER**
- Minimal starting currents and short payback times
- No buffertank required for standard applications
- **Large operation range** (ambient temperature up to 43°C)
- A modbus gateway (RTD-W) can be installed per unit in order allow the control and monitoring by a Daikin controller or a third-party BMS, which will increase further the efficiency of the system
- All systems that are connected with RTD-W can be controlled and **monitored centrally** with the master/slave control kit: the sequencing controller EKCC-W




EWAQ-BAWN/BAWP BRC21A52

| Cooling only | | | | | EWAQ-BAWN/BAWP | 016 | 021 | 025 | 032 | 040 | 050 | 064 |
|---|---|---|---|---|---|---|---|---|---|---|---|---|
| Cooling capacity | Nom. | | | | kW | 17.4 (1) / 16.6 (2) | 21.7 (1) / 20.7 (2) | 25.8 (1) / 24.7 (2) | 32.3 (1) / 30.9 (2) | 43.4 (1) / 41.5 (2) | 51.8 (1) / 49.7 (2) | 64.5 (1) / 62.3 (2) |
| Power input | Cooling | Nom. | | | kW | 5.60 (1) / 5.80 (2) | 7.25 (1) / 9.9 (2) | 9.29 (1) / 9.74 (2) | 13.0 (1) / 13.5 (2) | 14.7 (1) / 15.4 (2) | 18.8 (1) / 19.7 (2) | 26.4 (1) / 27.4 (2) |
| Capacity control | Method | | | | | Inverter controlled | | | | | | |
| | Minimum capacity | | | | % | 25 | | | | | | |
| EER | | | | | | 3.11 (1) / 2.86 (2) | 2.99 (1) / 2.73 (2) | 2.78 (1) / 2.54 (2) | 2.48 (1) / 2.29 (2) | 2.95 (1) / 2.69 (2) | 2.76 (1) / 2.52 (2) | 2.44 (1) / 2.27 (2) |
| ESEER | | | | | | 4.33 (1) / 4.21 (2) | 4.08 (1) / 4.18 (2) | 3.85 (1) / 4.04 (2) | 3.39 (1) / 3.62 (2) | 4.19 (1) / 4.24 (2) | 3.96 (1) / 4.12 (2) | 3.64 (1) / 3.78 (2) |
| Dimensions | Unit | Height | | | mm | 1,684 | | | | | | |
| | | Width | | | mm | 1,371 | | | 1,684 | 2,358 | | 2,980 |
| | | Depth | | | mm | 774 | | | | 780 | | |
| Weight | Unit | | | | kg | 264 | 317 | | 397 | 571 | | 730 |
| | Operation weight | | | | kg | 267 | 320 | | 401 | 577 | | 738 |
| Water heat exchanger | Type | | | | | Brazed plate | | | | | | |
| | Water volume | | | | l | 1.9 | | | 2.9 | 3.8 | | 5.7 |
| | Water flow rate | Cooling | Nom. | | l/min | 50 | 62 | 74 | 93 | 124 | 148 | 185 |
| | Water pressure drop | Cooling | Total | | kPa | 20 | 30 | 42 | 30 | | 42 | 30 |
| Air heat exchanger | Type | | | | | Hi-XSS | | | | | | |
| Compressor | Type | | | | | Hermetically sealed scroll compressor | | | | | | |
| | Quantity | | | | | 1 | 2 | | 3 | 4 | | 6 |
| Fan | Type | | | | | Axial | | | | | | |
| | Quantity | | | | | 1 | | | 2 | | | 4 |
| | Air flow rate | Cooling | Nom. | | $m^3$/min | 171 | 185 | | 233 | 370 | | 466 |
| Sound power level | Cooling | Nom. | | | dBA | 78 | | | 80 | 81 | | 83 |
| Operation range | Water side | Cooling | Min.~Max. | | °CDB | 5~20 | | | | | | |
| | Air side | Cooling | Min.~Max. | | °CDB | -5~43 | | | | | | |
| Refrigerant | Type / GWP | | | | | R-410A / 2,087.5 | | | | | | |
| | Control | | | | | Electronic expansion valve | | | | | | |
| | Circuits | Quantity | | | | 1 | | | | | | |
| Refrigerant charge | Per circuit | | | | kg | 7.6 | | | 9.6 | 15.2 | | 19.2 |
| | Per circuit | | | | $TCO_2Eq$ | 15.9 | | | 20.0 | 31.7 | | 40.1 |
| Water circuit | Piping connections diameter | | | | inch | 1-1/4" (female) | | | | 2" (female) | | |
| | Piping | | | | inch | 1-1/4" | | | | 1-1/2" | | |
| Unit | Maximum starting current | | | | A | 0 | 77.7 | 78.7 | 88.7 | 99.8 | 101.9 | 120.7 |
| | Maximum running current | | | | A | 22.2 | 25.3 | 26.4 | 35.2 | 47.4 | 49.6 | 67.2 |
| Power supply | Phase/Frequency/Voltage | | | | Hz/V | 3N~/50/400 | | | | | | |

(1) EWAQ-BAWN: Naked version (2) EWAQ-BAWP: Verison with pump



# Air cooled multi-scroll chiller, high efficiency, standard/low sound

› Reliable and efficient scroll compressors with high EER values
› A series of advantages thanks to the use of large-capacity scroll compressors: increased competitiveness, reduced weight, clearances around the unit
› **Reduced footprint thanks to the V-shaped frame**
› Large operation range: ambient temperatures up to 52°C and down to -18°C
› Ideal solution for **a broad range of comfort and process applications**
› The unit can be equipped with a hydraulic module optimizing installation time, space and cost
› MicroTech III controller with superior control logic and easy interface

| **Cooling only** | | | | **EWAQ-E-XS/XL** | **180** | **200** | **230** | **260** | **320** | **340** |
|---|---|---|---|---|---|---|---|---|---|---|
| Cooling capacity | Nom. | | | kW | 178 | 200 | 226 | 263 | 315 | 334 |
| Power input | Cooling | Nom. | | kW | 58.0 | 65.4 | 73.8 | 86.2 | 103 | 110 |
| Capacity control | Method | | | | Step | | | | | |
| | Minimum capacity | | | % | 50.0 | 43.0 | 50.0 | 33.0 | 27.0 | 33.0 |
| EER | | | | | 3.06 | | | | 3.05 | |
| ESEER | | | | | 4.02 | 4.11 | 3.91 | 4.18 | 4.17 | 4.14 |
| IPLV | | | | | 4.50 | 4.68 | 4.51 | 4.83 | 4.76 | 4.66 |
| Dimensions | Unit | Height | | mm | 2,271 | | | | 2,447 | |
| | | Width | | mm | 1,224 | | | | | |
| | | Depth | | mm | 4,413 | | 5,313 | | 6,213 | |
| Weight (XS) | Unit | | | kg | 1,722 | 1,807 | 1,871 | 2,173 | 2,304 | 2,492 |
| | Operation weight | | | kg | 1,734 | 1,819 | 1,885 | 2,188 | 2,318 | 2,507 |
| Weight (XL) | Unit | | | kg | 1,876 | 1,965 | 2,032 | 2,370 | 2,507 | 2,705 |
| | Operation weight | | | kg | 1,889 | 1,978 | 2,047 | 2,385 | 2,522 | 2,719 |
| Water heat exchanger | Type | | | | Plate heat exchanger | | | | | |
| | Water volume | | | l | 12 | | 14 | | | |
| | Water flow rate | Cooling | Nom. | l/s | 8.5 | 9.6 | 10.8 | 12.6 | 15.1 | 16.0 |
| | Water pressure drop | Cooling | Nom. | kPa | 27 | 34 | 35 | 47 | | 54 |
| Air heat exchanger | Type | | | | High efficiency fin and tube type with integral subcooler | | | | | |
| Compressor | Type | | | | Scroll compressor | | | | | |
| | Quantity | | | | 2 | | | 3 | | |
| Fan | Type | | | | Direct propeller | | | | | |
| | Quantity | | | | 4 | | 5 | | 6 | |
| | Air flow rate | Nom. | | l/s | 21,845 | 21,148 | 26,874 | 25,884 | 32,953 | 32,065 |
| | Speed | | | rpm | 900 | | | | | |
| Sound power level (XS) | Cooling | Nom. | | dBA | 93 | 94 | 96 | 95 | 96 | 97 |
| Sound power level (XL) | Cooling | Nom. | | dBA | 91 | 92 | 93 | 92 | 93 | 94 |
| Sound pressure level (XS) | Cooling | Nom. | | dBA | 75 | 76 | | | 77 | |
| Sound pressure level (XL) | Cooling | Nom. | | dBA | 73 | | | | 74 | |
| Operation range | Water side | Cooling | Min.~Max. | °CDB | -13~18 | | | | | |
| | Air side | Cooling | Min.~Max. | °CDB | -18~52 | | | | | |
| Refrigerant | Type / GWP | | | | R-410A / 2,087.5 | | | | | |
| | Circuits | Quantity | | | 1 | | | | | |
| Refrigerant charge | Per circuit | | | kg | 28.0 | 31.0 | 34.0 | 40.0 | 43.0 | 53.0 |
| | Per circuit | | | $TCO_2Eq$ | 58.5 | 64.7 | 71.0 | 83.5 | 89.8 | 110.6 |
| Piping connections | Evaporator water inlet/outlet (OD) | | | | 3" | | | | | |
| Unit | Maximum starting current | | | A | 384 | 482 | 500 | 447 | 563 | 577 |
| | Nominal running current (RLA) | Cooling | | A | 103 | 115 | 129 | 151 | 179 | 190 |
| | Maximum running current | | | A | 133 | 147 | 165 | 195 | 227 | 241 |
| Power supply | Phase/Frequency/Voltage | | | Hz/V | 3~/50/400 | | | | | |

# Air cooled multi-scroll chiller, high efficiency, reduced sound



EWAQ-E-XS/XL/XR



MicroTech III

| Cooling only | | | | EWAQ-E-XR | 170 | 190 | 220 | 260 | 300 | 320 |
|---|---|---|---|---|---|---|---|---|---|---|
| Cooling capacity | Nom. | | | kW | 172 | 190 | 219 | 254 | 302 | 310 |
| Power input | Cooling | Nom. | | kW | 56.5 | 63.6 | 71.8 | 85.4 | 102 | 107 |
| Capacity control | Method | | | | Step | | | | | |
| | Minimum capacity | | | % | 50.0 | 43.0 | 50.0 | 33.0 | 27.0 | 33.0 |
| EER | | | | | 3.05 | 2.98 | 3.05 | 2.97 | 2.96 | 2.89 |
| ESEER | | | | | 4.45 | 4.57 | 4.33 | 4.65 | 4.62 | 4.50 |
| IPLV | | | | | 5.09 | 4.95 | 4.90 | 5.04 | 5.07 | 5.20 |
| Dimensions | Unit | Height | | mm | 2,271 | | | | | |
| | | Width | | mm | 1,224 | | | | | |
| | | Depth | | mm | 4,413 | | 5,313 | | 6,213 | |
| Weight | Unit | | | kg | 1,970 | 2,064 | 2,134 | 2,489 | 2,632 | 2,840 |
| | Operation weight | | | kg | 1,982 | 2,076 | 2,148 | 2,503 | 2,647 | 2,855 |
| Water heat exchanger | Type | | | | Plate heat exchanger | | | | | |
| | Water volume | | | l | 12 | | 14 | | | |
| | Water flow rate | Cooling | Nom. | l/s | 8.2 | 9.1 | 10.5 | 12.1 | 14.5 | 14.8 |
| | Water pressure drop | Cooling | Nom. | kPa | 26 | 39 | 33 | 44 | 43 | 52 |
| Air heat exchanger | Type | | | | High efficiency fin and tube type with integral subcooler | | | | | |
| Compressor | Type | | | | Scroll compressor | | | | | |
| | Quantity | | | | 2 | | | 3 | | |
| Fan | Type | | | | Direct propeller | | | | | |
| | Quantity | | | | 4 | | 5 | | 6 | |
| | Air flow rate | Nom. | | l/s | 16,743 | 18,405 | 20,618 | 20,056 | 25,243 | 28,009 |
| | Speed | | | rpm | 705 | 784 | 705 | | | 784 |
| Sound power level | Cooling | Nom. | | dBA | 85 | 86 | 87 | 86 | 88 | 89 |
| Sound pressure level | Cooling | Nom. | | dBA | 66 | 67 | 68 | 67 | 68 | 69 |
| Operation range | Water side | Cooling | Min.~Max. | °CDB | -13~18 | | | | | |
| | Air side | Cooling | Min.~Max. | °CDB | -18~52 | | | | | |
| Refrigerant | Type / GWP | | | | R-410A / 2,087.5 | | | | | |
| | Circuits | Quantity | | | 1 | | | | | |
| Refrigerant charge | Per circuit | | | kg | 28.0 | 31.0 | 27.0 | 35.0 | 43.0 | 53.0 |
| | Per circuit | | | $TCO_2Eq$ | 58.5 | 64.7 | 56.4 | 73.1 | 89.8 | 110.6 |
| Piping connections | Evaporator water inlet/outlet (OD) | | | | 3" | | | | | |
| Unit | Maximum starting current | | | A | 379 | 482 | 493 | 440 | 554 | 577 |
| | Nominal running current (RLA) | Cooling | | A | 101 | 117 | 127 | 151 | 179 | 193 |
| | Maximum running current | | | A | 127 | 147 | 158 | 188 | 219 | 241 |
| Power supply | Phase/Frequency/Voltage | | | Hz/V | 3~/50/400 | | | | | |

# Air cooled multi-scroll chiller, standard efficiency, standard/low sound

- Reliable and efficient scroll compressors with high EER values
- A series of advantages thanks to the use of large-capacity scroll compressors: increased competitiveness, reduced weight, clearances around the unit
- **2 truly independent refrigerant circuits**
- Reduced footprint thanks to the **V-shaped frame** (EWAQ210-350/400F-SS/SL & EWAQ200-330/370F-SR)
- Large operation range: ambient temperatures up to 52°C and down to -18°C
- The unit can be equipped with a hydraulic module optimizing installation time, space and cost
- Ideal solution for a broad range of comfort and process applications
- MicroTech III controller with superior control logic and easy interface

| **Cooling only** | | | | **EWAQ-F-SS/SL** | **210** | **230** | **250** | **280** | **320** | **350** | **360** | **400** | **410** | **480** | **550** | **610** |
|---|---|---|---|---|---|---|---|---|---|---|---|---|---|---|---|---|
| Cooling capacity | Nom. | | | kW | 206 | 224 | 247 | 283 | 313 | 359 | | 423 | 407 | 480 | 551 | 609 |
| Power input | Cooling | Nom. | | kW | 73.3 | 84.9 | 93.6 | 109 | 122 | 141 | | 154 | | 187 | 207 | 229 |
| Capacity control | Method | | | | Step | | | | | | | | | | | |
| | Minimum capacity | | | % | 25.0 | 22.0 | 25.0 | 23.0 | 25.0 | 21.0 | | 25.0 | | 17.0 | 14.0 | 17.0 |
| EER | | | | | 2.81 | 2.64 | | 2.60 | 2.58 | 2.55 | | 2.75 | 2.64 | 2.57 | 2.67 | 2.66 |
| ESEER | | | | | 3.79 | 3.77 | 3.81 | 3.74 | 3.78 | 3.73 | 4.02 | 3.74 | 4.04 | 4.13 | 4.05 | 4.08 |
| IPLV | | | | | 4.50 | 4.45 | 4.50 | 4.44 | 4.53 | 4.29 | 4.41 | 4.30 | 4.46 | 4.55 | 4.63 | 4.72 |
| Dimensions | Unit | Height | | mm | 2,271 | | | | | | 2,221 | 2,447 | 2,397 | 2,221 | | |
| | | Width | | mm | 1,224 | | | | | | 2,258 | 1,224 | 2,258 | | | |
| | | Depth | | mm | 4,413 | | | 5,313 | | 6,213 | 3,210 | 6,213 | 3,210 | 4,110 | 5,010 | |
| Weight (SS) | Unit | | | kg | 2,058 | | 2,130 | 2,202 | 2,284 | 2,409 | 2,509 | 2,659 | 2,759 | 2,990 | 3,336 | 3,558 |
| | Operation weight | | | kg | 2,070 | | 2,142 | 2,216 | 2,298 | 2,424 | 2,524 | 2,699 | 2,799 | 3,036 | 3,382 | 3,604 |
| Weight (SL) | Unit | | | kg | 2,297 | | 2,373 | 2,449 | 2,535 | 2,666 | 2,766 | 2,968 | 3,068 | 3,315 | 3,679 | 3,912 |
| | Operation weight | | | kg | 2,309 | | 2,385 | 2,463 | 2,549 | 2,681 | 2,781 | 3,008 | 3,108 | 3,362 | 3,725 | 3,958 |
| Water heat exchanger | Type | | | | Plate heat exchanger | | | | | | | | | | | |
| | Water volume | | | l | 12 | | | 14 | | | | 40 | | 46 | | |
| | Water flow rate | Cooling | Nom. | l/s | 9.9 | 10.7 | 11.8 | 13.6 | 15.0 | 17.2 | | 20.3 | 19.5 | 23.0 | 26.4 | 29.2 |
| | Water pressure drop | Cooling | Nom. | kPa | 37 | 43 | 53 | 56 | 69 | 30 | | 27 | 32 | 35 | 46 | 56 |
| Air heat exchanger | Type | | | | High efficiency fin and tube type with integral subcooler | | | | | | | | | | | |
| Compressor | Type | | | | Scroll compressor | | | | | | | | | | | |
| | Quantity | | | | 4 | | | | | | | | | 6 | | |
| Fan | Type | | | | Direct propeller | | | | | | | | | | | |
| | Quantity | | | | 4 | | | 5 | | 6 | | | | 8 | 10 | |
| | Air flow rate | Nom. | | l/s | 21,845 | | 21,148 | 27,306 | 26,435 | 32,767 | | 36,265 | 32,513 | 43,690 | 54,612 | 52,870 |
| | Speed | | | rpm | 900 | | | | | | | 980 | 900 | | | |
| Sound power level (SS) | Cooling | Nom. | | dBA | 93 | 94 | 95 | | | 97 | | | | | 99 | |
| Sound power level (SL) | Cooling | Nom. | | dBA | 91 | 92 | | 93 | | 94 | | | | 95 | 96 | |
| Sound pressure level (SS) | Cooling | Nom. | | dBA | 75 | | 76 | | | 77 | 78 | | | | 79 | |
| Sound pressure level (SL) | Cooling | Nom. | | dBA | 73 | | | | | 74 | 75 | 74 | 75 | | 76 | |
| Operation range | Water side | Cooling | Min.~Max. | °CDB | -13~18 | | | | | | | | | | | |
| | Air side | Cooling | Min.~Max. | °CDB | -18~52 | | | | | | | | | | | |
| Refrigerant | Type / GWP | | | | R-410A / 2,087.5 | | | | | | | | | | | |
| | Circuits | Quantity | | | 2 | | | | | | | | | | | |
| Refrigerant charge | Per circuit | | | kg | 14.0 | | 15.5 | 16.5 | 20.0 | 23.0 | | 27.0 | | 28.0 | 32.5 | 40.0 |
| | Per circuit | | | $TCO_2Eq$ | 29.2 | | 32.4 | 34.4 | 41.8 | 48.0 | | 56.4 | | 58.5 | 67.8 | 83.5 |
| Piping connections | Evaporator water inlet/outlet (OD) | | | | 3" | | | | | | | | | | | |
| Unit | Maximum starting current | | | A | 349 | 404 | 419 | 476 | 505 | 621 | | 649 | | 634 | 768 | 810 |
| | Nominal running current (RLA) | Cooling | | A | 130 | 147 | 161 | 187 | 208 | 242 | | 259 | 262 | 322 | 356 | 391 |
| | Maximum running current | | | A | 160 | 176 | 191 | 225 | 254 | 286 | | 314 | | 383 | 433 | 474 |
| Power supply | Phase/Frequency/Voltage | | | Hz/V | 3~/50/400 | | | | | | | | | | | |

# Air cooled multi-scroll chiller, standard efficiency, reduced sound



EWAQ-F-SS/SL/SR



MicroTech III

| Cooling only | | | | EWAQ-F-SR | 200 | 220 | 240 | 270 | 300 | 330 | 340 | 370 | 380 | 460 | 530 | 580 |
|---|---|---|---|---|---|---|---|---|---|---|---|---|---|---|---|---|
| Cooling capacity | Nom. | | | kW | 198 | 214 | 235 | 270 | 298 | 341 | | 383 | | 456 | 527 | 580 |
| Power input | Cooling | Nom. | | kW | 73.4 | 86.0 | 95.6 | 110 | 125 | 144 | | 159 | | 191 | 208 | 233 |
| Capacity control | Method | | | | Step | | | | | | | | | | | |
| | Minimum capacity | | | % | 25.0 | 22.0 | 25.0 | 23.0 | 25.0 | 21.0 | | 25.0 | | 17.0 | 14.0 | 17.0 |
| EER | | | | | 2.70 | 2.49 | 2.46 | 2.45 | 2.38 | 2.37 | | 2.41 | | 2.39 | 2.53 | 2.49 |
| ESEER | | | | | 4.27 | 4.20 | 4.13 | 4.16 | 4.08 | 4.10 | 4.27 | 4.03 | 4.16 | 4.53 | 4.49 | 4.43 |
| IPLV | | | | | 4.96 | 4.89 | 4.82 | 4.92 | 4.85 | 4.71 | 4.86 | 4.61 | 4.73 | 5.09 | 5.00 | 4.93 |
| Dimensions | Unit | Height | | mm | 2,271 | | | | | | 2,221 | 2,447 | 2,397 | 2,221 | | |
| | | Width | | mm | 1,224 | | | | | | 2,258 | 1,224 | 2,258 | | | |
| | | Depth | | mm | 4,413 | | | 5,313 | | 6,213 | 3,210 | 6,213 | 3,210 | 4,110 | 5,010 | |
| Weight | Unit | | | kg | 2,412 | | 2,491 | 2,571 | 2,661 | 2,799 | 2,899 | 3,116 | 3,216 | 3,481 | 3,863 | 4,108 |
| | Operation weight | | | kg | 2,424 | | 2,504 | 2,585 | 2,676 | 2,814 | 2,914 | 3,156 | 3,256 | 3,527 | 3,909 | 4,154 |
| Water heat exchanger | Type | | | | Plate heat exchanger | | | | | | | | | | | |
| | Water volume | | | l | 12 | | | 14 | | | | 40 | | 46 | | |
| | Water flow rate | Cooling | Nom. | l/s | 9.5 | 10.2 | 11.3 | 13.0 | 14.3 | 16.3 | | 18.3 | | 21.8 | 25.2 | 27.8 |
| | Water pressure drop | Cooling | Nom. | kPa | 34 | 40 | 48 | 51 | 63 | 27 | | 29 | | 31 | 42 | 51 |
| Air heat exchanger | Type | | | | High efficiency fin and tube type with integral subcooler | | | | | | | | | | | |
| Compressor | Type | | | | Scroll compressor | | | | | | | | | | | |
| | Quantity | | | | 4 | | | | | | | | | 6 | | |
| Fan | Type | | | | Direct propeller | | | | | | | | | | | |
| | Quantity | | | | 4 | | | 5 | | 6 | | | | 8 | 10 | |
| | Air flow rate | Nom. | | l/s | 16,743 | | 16,285 | 20,929 | 20,356 | 25,115 | | 24,922 | | 33,487 | 41,858 | 40,713 |
| | Speed | | | rpm | 705 | | | | | | | | | | | |
| Sound power level | Cooling | Nom. | | dBA | 85 | 86 | 87 | | | 89 | | 90 | | 89 | 91 | 92 |
| Sound pressure level | Cooling | Nom. | | dBA | 66 | 67 | 68 | | | 69 | 70 | | 71 | 70 | 71 | 72 |
| Operation range | Water side | Cooling | Min.~Max. | °CDB | -13~18 | | | | | | | | | | | |
| | Air side | Cooling | Min.~Max. | °CDB | -18~52 | | | | | | | | | | | |
| Refrigerant | Type / GWP | | | | R-410A / 2,087.5 | | | | | | | | | | | |
| | Circuits | Quantity | | | 2 | | | | | | | | | | | |
| Refrigerant charge | Per circuit | | | kg | 16.0 | | 18.0 | 19.0 | 20.0 | 23.0 | | 27.0 | | 28.0 | 32.5 | 40.0 |
| | Per circuit | | | $TCO_2Eq$ | 33.4 | | 37.6 | 39.7 | 41.8 | 48.0 | | 56.4 | | 58.5 | 67.8 | 83.5 |
| Piping connections | Evaporator water inlet/outlet (OD) | | | | 3" | | | | | | | | | | | |
| Unit | Maximum starting current | | | A | 344 | 398 | 414 | 469 | 498 | 613 | | 641 | | 623 | 754 | 796 |
| | Nominal running current (RLA) | Cooling | | A | 129 | 149 | 164 | 189 | 214 | 247 | | 270 | | 328 | 359 | 398 |
| | Maximum running current | | | A | 155 | 170 | 186 | 218 | 247 | 277 | | 305 | | 372 | 419 | 460 |
| Power supply | Phase/Frequency/Voltage | | | Hz/V | 3~/50/400 | | | | | | | | | | | |

# Air cooled multi-scroll chiller, high efficiency, standard/low sound

› Reliable and efficient scroll compressors with **high EER values**
› A series of advantages thanks to the use of large-capacity scroll compressors: increased competitiveness, reduced weight, clearances around the unit
› **2 truly independent refrigerant circuits**
› Reduced footprint thanks to the **V-shaped frame** (EWAQ170-310/350F-XS/XL & EWAQ170-300/330F-XR)
› Large operation range: ambient temperatures up to 52°C and down to -18°C
› The unit can be equipped with a hydraulic module optimizing installation time, space and cost
› Ideal solution for a broad range of comfort and process applications
› MicroTech III controller with superior control logic and easy interface

| **Cooling only** | | | | **EWAQ-F-XS/XL** | **170** | **200** | **220** | **250** | **310** | **320** | **350** | **360** | **400** | **430** | **450** | **520** | **610** | **680** |
|---|---|---|---|---|---|---|---|---|---|---|---|---|---|---|---|---|---|---|
| Cooling capacity | Nom. | | | kW | 170 | 194 | 220 | 244 | 316 | | 356 | | 403 | 428 | 457 | 528 | 607 | 672 |
| Power input | Cooling | Nom. | | kW | 54.8 | 62.2 | 70.6 | 78.3 | 102 | | 115 | | 130 | 137 | 146 | 170 | 198 | 219 |
| Capacity control | Method | | | | Step | | | | | | | | | | | | | |
| | Minimum capacity | | | % | 25.0 | 21.0 | 25.0 | 22.0 | 23.0 | | 25.0 | | 21.0 | 20.0 | 25.0 | 17.0 | 14.0 | 17.0 |
| EER | | | | | 3.11 | 3.13 | 3.12 | | 3.09 | | | | 3.10 | 3.12 | | 3.10 | 3.07 | |
| ESEER | | | | | 3.90 | 4.10 | 3.95 | 4.08 | 4.04 | 4.30 | 4.05 | 4.33 | 4.24 | 4.27 | 4.23 | 4.35 | 4.30 | 4.23 |
| IPLV | | | | | 4.56 | 4.76 | 4.67 | 4.70 | 4.67 | 4.60 | 4.64 | 4.80 | 4.72 | 4.65 | 4.61 | 4.95 | 4.82 | 4.68 |
| Dimensions | Unit | Height | | mm | 2,271 | | | | | 2,221 | 2,271 | | 2,221 | | | | | |
| | | Width | | mm | 1,224 | | | | | 2,258 | 1,224 | | 2,258 | | | | | |
| | | Depth | | mm | 4,413 | | 5,313 | | 6,213 | 3,210 | 6,213 | 3,210 | 4,110 | | | 5,010 | | 5,910 |
| Weight (XS) | Unit | | | kg | 1,688 | 1,958 | 2,210 | 2,339 | 2,500 | 2,600 | 2,632 | 2,732 | 2,744 | 2,845 | 2,861 | 3,569 | 3,667 | 4,054 |
| | Operation weight | | | kg | 1,700 | 1,973 | 2,225 | 2,353 | 2,514 | | 2,672 | 2,772 | 2,784 | 2,891 | 2,907 | 3,615 | 3,727 | 4,115 |
| Weight (XL) | Unit | | | kg | 1,909 | 2,193 | 2,457 | 2,592 | 2,761 | 2,861 | 2,900 | 3,000 | 3,017 | 3,124 | 3,141 | 3,923 | 4,026 | 4,434 |
| | Operation weight | | | kg | 1,921 | 2,207 | 2,472 | 2,607 | 2,776 | 2,876 | 2,940 | 3,040 | 3,057 | 3,170 | 3,187 | 3,970 | 4,087 | 4,494 |
| Water heat exchanger | Type | | | | Plate heat exchanger | | | | | | | | | | | | | |
| | Water volume | | | l | 12 | 14 | | | | | 40 | | 46 | | | 60 | | |
| | Water flow rate | Cooling | Nom. | l/s | 8.2 | 9.3 | 10.5 | 11.7 | 15.1 | | 17.0 | | 19.3 | 20.5 | 21.8 | 25.3 | 29.0 | 32.2 |
| | Water pressure drop | Cooling | Nom. | kPa | 25 | 27 | 34 | 42 | 22 | | 23 | | 31 | 29 | 30 | 41 | 44 | 55 |
| Air heat exchanger | Type | | | | High efficiency fin and tube type with integral subcooler | | | | | | | | | | | | | |
| Compressor | Type | | | | Scroll compressor | | | | | | | | | | | | | |
| | Quantity | | | | 4 | | | | | | | | | | | 6 | | |
| Fan | Type | | | | Direct propeller | | | | | | | | | | | | | |
| | Quantity | | | | 4 | | 5 | | 6 | | | | 8 | | | 10 | | 12 |
| | Air flow rate | Nom. | | l/s | 21,845 | 21,148 | 26,874 | 25,204 | 31,722 | | 30,245 | | 42,296 | 40,326 | | 50,408 | | 60,489 |
| | Speed | | | rpm | 900 | | | | | | | | | | | | | |
| Sound power level (XS) | Cooling | Nom. | | dBA | 91 | 93 | 94 | 95 | 96 | | | | 97 | 98 | | 99 | | 100 |
| Sound power level (XL) | Cooling | Nom. | | dBA | 90 | 91 | 92 | | 93 | | | | 95 | | | 96 | | 97 |
| Sound pressure level (XS) | Cooling | Nom. | | dBA | 72 | 74 | 75 | 76 | 77 | 76 | 77 | | 78 | 79 | | 78 | 79 | |
| Sound pressure level (XL) | Cooling | Nom. | | dBA | 71 | 73 | | | 74 | | | | 75 | | | 76 | | |
| Operation range | Water side | Cooling | Min.~Max. | °CDB | -13~18 | | | | | | | | | | | | | |
| | Air side | Cooling | Min.~Max. | °CDB | -18~52 | | | | | | | | | | | | | |
| Refrigerant | Type / GWP | | | | R-410A / 2,087.5 | | | | | | | | | | | | | |
| | Circuits | Quantity | | | 2 | | | | | | | | | | | | | |
| Refrigerant charge | Per circuit | | | kg | 14.0 | 15.5 | 16.5 | 20.0 | 26.0 | | | | 31.0 | | | 37.0 | 36.0 | 41.5 |
| | Per circuit | | | $TCO_2Eq$ | 29.2 | 32.4 | 34.4 | 41.8 | 54.3 | | | | 64.7 | | | 77.2 | 75.2 | 86.6 |
| Piping connections | Evaporator water inlet/outlet (OD) | | | | 3" | | | | | | | | | | | | | |
| Unit | Maximum starting current | | | A | 281 | 338 | 353 | 408 | 480 | | 509 | | 629 | 643 | 657 | 642 | 768 | 818 |
| | Nominal running current (RLA) | Cooling | | A | 110 | 117 | 128 | 141 | 181 | | 202 | | 229 | 240 | 254 | 300 | 343 | 379 |
| | Maximum running current | | | A | 138 | 149 | 164 | 180 | 229 | | 258 | | 294 | 308 | 322 | 391 | 433 | 482 |
| Power supply | Phase/Frequency/Voltage | | | Hz/V | 3~/50/400 | | | | | | | | | | | | | |

# Air cooled multi-scroll chiller, high efficiency, reduced sound



EWAQ-F-XS/XL/XR



MicroTech III

| Cooling only | | | | EWAQ-F-XR | 170 | 190 | 210 | 240 | 300 | 310 | 330 | 340 | 390 | 410 | 430 | 500 | 580 | 650 |
|---|---|---|---|---|---|---|---|---|---|---|---|---|---|---|---|---|---|---|
| Cooling capacity | Nom. | | | kW | 165 | 188 | 211 | 236 | 304 | | 340 | | 385 | 407 | 433 | 502 | 579 | 645 |
| Power input | Cooling | Nom. | | kW | 53.0 | 61.2 | 68.7 | 77.3 | 101 | | 117 | | 128 | 136 | 146 | 170 | 200 | 219 |
| Capacity control | Method | | | | Step | | | | | | | | | | | | | |
| | Minimum capacity | | | % | 25.0 | 21.0 | 25.0 | 22.0 | 23.0 | | 25.0 | | 21.0 | 20.0 | 25.0 | 17.0 | 14.0 | 17.0 |
| EER | | | | | 3.12 | 3.07 | 3.08 | 3.05 | 3.00 | | 2.92 | | 3.01 | 2.99 | 2.96 | | 2.90 | 2.95 |
| ESEER | | | | | 4.53 | 4.64 | 4.51 | 4.60 | 4.53 | 4.68 | 4.44 | 4.63 | 4.68 | 4.64 | 4.54 | 4.82 | 4.69 | 4.65 |
| IPLV | | | | | 5.25 | 5.04 | 5.19 | 5.27 | 5.04 | 5.16 | 5.01 | 4.89 | 5.04 | 4.90 | 4.99 | 5.13 | 5.15 | 5.18 |
| Dimensions | Unit | Height | | mm | 2,271 | | | | | 2,221 | 2,271 | | 2,221 | | | | | |
| | | Width | | mm | 1,224 | | | | | 2,258 | 1,224 | | 2,258 | | | | | |
| | | Depth | | mm | 4,413 | | 5,313 | | 6,213 | 3,210 | 6,213 | 3,210 | 4,110 | | | 5,010 | | 5,910 |
| Weight | Unit | | | kg | 2,004 | 2,303 | 2,580 | 2,722 | 2,900 | 3,000 | 3,045 | 3,145 | 3,168 | 3,280 | 3,298 | 4,120 | 4,228 | 4,655 |
| | Operation weight | | | kg | 2,017 | 2,317 | 2,594 | 2,736 | 2,914 | 3,014 | 3,085 | 3,185 | 3,208 | 3,326 | 3,344 | 4,166 | 4,288 | 4,716 |
| Water heat exchanger | Type | | | | Plate heat exchanger | | | | | | | | | | | | | |
| | Water volume | | | l | 12 | 14 | | | | | 40 | | | 46 | | | 60 | |
| | Water flow rate | Cooling | Nom. | l/s | 7.9 | 9.0 | 10.1 | 11.3 | 14.5 | | 16.3 | | 18.4 | 19.5 | 20.7 | 24.0 | 27.7 | 30.9 |
| | Water pressure drop | Cooling | Nom. | kPa | 24 | 25 | 31 | 39 | 21 | | | | 28 | 26 | 27 | 38 | 40 | 51 |
| Air heat exchanger | Type | | | | High efficiency fin and tube type with integral subcooler | | | | | | | | | | | | | |
| Compressor | Type | | | | Scroll compressor | | | | | | | | | | | | | |
| | Quantity | | | | 4 | | | | | | | | | | | 6 | | |
| Fan | Type | | | | Direct propeller | | | | | | | | | | | | | |
| | Quantity | | | | 4 | | 5 | | 6 | | | | 8 | | | 10 | | 12 |
| | Air flow rate | Nom. | | l/s | 16,743 | 16,285 | 20,618 | 19,522 | 24,428 | | 23,426 | | 32,570 | 31,235 | | 39,044 | | 46,852 |
| | Speed | | | rpm | 705 | | | | | | | | | | | | | |
| Sound power level | Cooling | Nom. | | dBA | 83 | 84 | 85 | 86 | 87 | | | | 89 | | 90 | 89 | 90 | 92 |
| Sound pressure level | Cooling | Nom. | | dBA | 64 | 65 | 66 | 67 | | 68 | 67 | 68 | 69 | 70 | | 69 | 70 | 71 |
| Operation range | Water side | Cooling | Min.~Max. | °CDB | -13~18 | | | | | | | | | | | | | |
| | Air side | Cooling | Min.~Max. | °CDB | -18~52 | | | | | | | | | | | | | |
| Refrigerant | Type / GWP | | | | R-410A / 2,087.5 | | | | | | | | | | | | | |
| | Circuits | Quantity | | | 2 | | | | | | | | | | | | | |
| Refrigerant charge | Per circuit | | | kg | 14.0 | 15.5 | 16.5 | 20.0 | 24.0 | 26.0 | | | 31.0 | | | 35.0 | 36.0 | 41.5 |
| | Per circuit | | | $TCO_2Eq$ | 29.2 | 32.4 | 34.4 | 41.8 | 50.1 | 54.3 | | | 64.7 | | | 73.1 | 75.2 | 86.6 |
| Piping connections | Evaporator water inlet/outlet (OD) | | | | 3" | | | | | | | | | | | | | |
| Unit | Maximum starting current | | | A | 276 | 332 | 346 | 401 | 472 | | 501 | | 618 | 632 | 646 | 628 | 754 | 801 |
| | Nominal running current (RLA) | Cooling | | A | 107 | 116 | 125 | 139 | 180 | | 204 | | 226 | 239 | 255 | 300 | 347 | 380 |
| | Maximum running current | | | A | 132 | 143 | 157 | 173 | 220 | | 249 | | 283 | 296 | 310 | 377 | 419 | 465 |
| Power supply | Phase/Frequency/Voltage | | | Hz/V | 3~/50/400 | | | | | | | | | | | | | |

# Air cooled multi-scroll inverter chiller, high efficiency, standard sound

› High efficiency **DC inverter scroll** compressors
› Advanced compressor and fan design resulting in low operating sound levels
› Dual independent refrigerant circuit for built-in redundancy and reliable operation
› Wide operating range in cooling mode
› Reduced footprint thanks to the **V-shaped frame** (EWAQ210GZXS & EWAQ190GZXR)
› MicroTech III controller with superior control logic and easy interface

| **Cooling only** | | | | **EWAQ-GZXS** | **210** | **270** | **320** | **340** | **400** |
|---|---|---|---|---|---|---|---|---|---|
| Cooling capacity | Nom. | | | kW | 201 | 270 | 323 | 340 | 395 |
| Power input | Cooling | Nom. | | kW | 72.5 | 94.0 | 122 | 117 | 144 |
| Capacity control | Method | | | | Stepless | | | | |
| | Minimum capacity | | | % | 14.4 | 14.3 | 14.9 | 14.3 | 14.8 |
| EER | | | | | 2.77 | 2.87 | 2.64 | 2.92 | 2.75 |
| ESEER | | | | | 4.79 | 4.89 | 4.90 | 4.77 | 4.78 |
| IPLV | | | | | 5.11 | 5.26 | 5.40 | 5.21 | 5.23 |
| Dimensions | Unit | Height | | mm | 2,270 | 2,223 | | | |
| | | Width | | mm | 1,290 | 2,234 | | | |
| | | Depth | | mm | 4,450 | 3,560 | | 4,460 | |
| Weight | Unit | | | kg | 1,600 | 2,100 | 2,150 | 2,400 | 2,500 |
| | Operation weight | | | kg | 1,677 | 2,233 | 2,297 | 2,575 | 2,688 |
| Water heat exchanger | Type | | | | Plate heat exchanger | | | | |
| | Water volume | | | l | 29 | 61 | 75 | 79 | 92 |
| | Water flow rate | Cooling | Nom. | l/s | 9.6 | 12.9 | 15.4 | 16.3 | 18.9 |
| | Water pressure drop | Cooling | Total | kPa | 27 | 14 | 15 | 16 | 18 |
| Air heat exchanger | Type | | | | High efficiency fin and tube type with integral subcooler | | | | |
| Compressor | Type | | | | DC Inverter Scroll | | | | |
| | Quantity | | | | 6 | 8 | 10 | | 12 |
| Fan | Type | | | | Direct propeller | | | | |
| | Quantity | | | | 4 | 6 | | 8 | |
| | Air flow rate | Nom. | | l/s | 17,473 | 26,209 | | 34,946 | |
| | Speed | | | rpm | 920 | | | | |
| Sound power level | Cooling | Nom. | | dBA | 92 | 94 | | 96 | |
| Sound pressure level | Cooling | Nom. | | dBA | 75 | 78 | | | 79 |
| Operation range | Water side | Cooling | Min.~Max. | °CDB | -8~20 | | | | |
| | Air side | Cooling | Min.~Max. | °CDB | -18~43 | | | | |
| Refrigerant | Type / GWP | | | | R-410A / 2,087.5 | | | | |
| | Circuits | Quantity | | | 1 | 2 | | | |
| Refrigerant charge | Per circuit | | | kg | 48.0 | 36.0 | | 48.0 | |
| | Per circuit | | | $TCO_2Eq$ | 100.2 | 75.2 | | 100.2 | |
| Piping connections | Evaporator water inlet/outlet (OD) | | | | 2.5" | 4.5" | | | |
| Unit | Maximum starting current | | | A | 2 | | | | |
| | Nominal running current (RLA) | Cooling | | A | 114 | 155 | 195 | 189 | 227 |
| | Maximum running current | | | A | 155 | 236 | 281 | 286 | 309 |
| Power supply | Phase/Frequency/Voltage | | | Hz/V | 3~/50/400 | | | | |

# Air cooled multi-scroll inverter chiller, high efficiency, reduced sound




EWAQ-GZXS/XR MicroTech III

| Cooling only | | | | EWAQ-GZXR | 190 | 270 | 320 | 340 | 390 |
|---|---|---|---|---|---|---|---|---|---|
| Cooling capacity | Nom. | | | kW | 196 | 264 | 315 | 334 | 386 |
| Power input | Cooling | Nom. | | kW | 73.3 | 94.8 | 124 | 117 | 145 |
| Capacity control | Method | | | | Stepless | | | | |
| | Minimum capacity | | | % | 14.4 | 14.3 | 14.9 | 14.3 | 14.8 |
| EER | | | | | 2.68 | 2.79 | 2.53 | 2.86 | 2.65 |
| ESEER | | | | | 4.88 | 4.95 | 5.05 | 5.07 | |
| IPLV | | | | | 5.16 | 5.25 | | 5.27 | 5.24 |
| Dimensions | Unit | Height | | mm | 2,270 | 2,223 | | | |
| | | Width | | mm | 1,290 | 2,234 | | | 2,241 |
| | | Depth | | mm | 4,450 | 3,560 | | 4,460 | |
| Weight | Unit | | | kg | 1,618 | 2,124 | 2,180 | 2,430 | 2,536 |
| | Operation weight | | | kg | 1,695 | 2,257 | 2,327 | 2,605 | 2,724 |
| Water heat exchanger | Type | | | | Plate heat exchanger | | | | |
| | Water volume | | | l | 29 | 61 | 75 | 79 | 92 |
| | Water flow rate | Cooling | Nom. | l/s | 9.4 | 12.6 | 15.0 | 16.0 | 18.5 |
| | Water pressure drop | Cooling | Total | kPa | 26 | 14 | 15 | | 17 |
| Air heat exchanger | Type | | | | High efficiency fin and tube type with integral subcooler | | | | |
| Compressor | Type | | | | DC Inverter Scroll | | | | |
| | Quantity | | | | 6 | 8 | 10 | | 12 |
| Fan | Type | | | | Direct propeller | | | | |
| | Quantity | | | | 4 | 6 | | 8 | |
| | Air flow rate | Nom. | | l/s | 15,131 | 22,697 | | 30,263 | |
| | Speed | | | rpm | 715 | | | | |
| Sound power level | Cooling | Nom. | | dBA | 89 | 91 | | 92 | |
| Sound pressure level | Cooling | Nom. | | dBA | 72 | 74 | | 75 | |
| Operation range | Water side | Cooling | Min.~Max. | °CDB | -8~20 | | | | |
| | Air side | Cooling | Min.~Max. | °CDB | -18~43 | | | | |
| Refrigerant | Type / GWP | | | | R-410A / 2,087.5 | | | | |
| | Circuits | Quantity | | | 1 | 2 | | | |
| Refrigerant charge | Per circuit | | | kg | 48.0 | 36.0 | | 48.0 | |
| | Per circuit | | | $TCO_2Eq$ | 100.2 | 75.2 | | 100.2 | |
| Piping connections | Evaporator water inlet/outlet (OD) | | | | 2.5" | 4.5" | | | |
| Unit | Maximum starting current | | | A | 2 | | | | |
| | Nominal running current (RLA) | Cooling | | A | 116 | 157 | 199 | 190 | 231 |
| | Maximum running current | | | A | 153 | 234 | 279 | 283 | 306 |
| Power supply | Phase/Frequency/Voltage | | | Hz/V | 3~/50/400 | | | | |

# Air cooled screw chiller, standard efficiency, standard sound

› One refrigerant circuit with single screw compressor
› **Compact design** with brazed plate heat exchanger
› Large operation range (ambient temperature down to -18°C)
› Water supply down to -15°C

| **Cooling only** | | | | **EWAD-E-SS** | **100** | **120** | **140** | **160** | **180** | **210** | **260** | **310** | **360** | **410** |
|---|---|---|---|---|---|---|---|---|---|---|---|---|---|---|
| Cooling capacity | Nom. | | | kW | 101 | 121 | 138 | 163 | 183 | 213 | 255 | 306 | 359 | 411 |
| Power input | Cooling | Nom. | | kW | 39.1 | 47.5 | 53.9 | 60.9 | 69.0 | 72.4 | 87.8 | 112 | 134 | 147 |
| Capacity control | Method | | | | Stepless | | | | | | | | | |
| | Minimum capacity | | | % | 25.0 | | | | | | | | | |
| EER | | | | | 2.58 | 2.54 | 2.55 | 2.67 | 2.64 | 2.95 | 2.90 | 2.73 | 2.67 | 2.80 |
| ESEER | | | | | 2.84 | 2.83 | 2.66 | 2.84 | 2.73 | 2.93 | 3.08 | 2.96 | 3.13 | 3.24 |
| IPLV | | | | | 3.36 | 3.25 | 2.98 | 3.13 | 3.25 | 3.48 | 3.68 | 3.56 | 3.61 | 3.65 |
| Dimensions | Unit | Height | | mm | 2,273 | | | | | | 2,223 | | | |
| | | Width | | mm | 1,292 | | | | | | 2,236 | | | |
| | | Depth | | mm | 2,165 | | 3,065 | | 3,965 | | 3,070 | | | |
| Weight | Unit | | | kg | 1,684 | | 1,861 | | 2,086 | | 2,919 | | | |
| | Operation weight | | | kg | 1,699 | | 1,881 | | 2,116 | | 2,963 | | | |
| Water heat exchanger | Type | | | | Plate heat exchanger | | | | | | | | | |
| | Water volume | | | l | 12 | 15 | 17 | 20 | 24 | 30 | 25 | 30 | 36 | 44 |
| | Water flow rate | Cooling | Nom. | l/s | 4.8 | 5.8 | 6.6 | 7.8 | 8.7 | 10.2 | 12.2 | 14.6 | 17.2 | 19.7 |
| | Water pressure drop | Cooling | Nom. | kPa | 24 | 25 | 23 | 24 | 22 | 21 | 47 | 48 | | 45 |
| Air heat exchanger | Type | | | | High efficiency fin and tube type with integral subcooler | | | | | | | | | |
| Compressor | Type | | | | Single screw compressor | | | | | | Asymmetric single screw compressor | | | |
| | Quantity | | | | 1 | | | | | | | | | |
| Fan | Type | | | | Direct propeller | | | | | | | | | |
| | Quantity | | | | 2 | | 3 | | 4 | | 6 | | | |
| | Air flow rate | Nom. | | l/s | 10,924 | 10,576 | 16,386 | 15,865 | 21,848 | 21,153 | 32,772 | | 31,729 | |
| | Speed | | | rpm | 900 | | | | | | | | | |
| Sound power level | Cooling | Nom. | | dBA | 92 | | | | 93 | | 94 | | | 95 |
| Sound pressure level | Cooling | Nom. | | dBA | 74 | | | | | 75 | | | | 76 |
| Operation range | Water side | Cooling | Min.~Max. | °CDB | -15~15 | | | | | | | | | |
| | Air side | Cooling | Min.~Max. | °CDB | -18~48 | | | | | | | | | |
| Refrigerant | Type / GWP | | | | R-134a / 1,430 | | | | | | | | | |
| | Circuits | Quantity | | | 1 | | | | | | | | | |
| Refrigerant charge | Per circuit | | | kg | 18.0 | 21.0 | 23.0 | 28.0 | 34.0 | 39.0 | 46.0 | | 56.0 | 74.0 |
| | Per circuit | | | $TCO_2Eq$ | 25.7 | 30.0 | 32.9 | 40.0 | 48.6 | 55.8 | 65.8 | | 80.1 | 105.8 |
| Piping connections | Evaporator water inlet/outlet (OD) | | | | 3" | | | | | | | | | |
| Unit | Maximum starting current | | | A | 151 | | 195 | | 288 | | 330 | 410 | | |
| | Nominal running current (RLA) | Cooling | | A | 67 | 81 | 92 | 102 | 116 | 121 | 148 | 185 | 220 | 241 |
| | Maximum running current | | | A | 86 | 103 | 119 | 132 | 157 | 164 | 198 | 242 | 284 | 298 |
| Power supply | Phase/Frequency/Voltage | | | Hz/V | 3~/50/400 | | | | | | | | | |

# Air cooled screw chiller, standard efficiency, low sound




EWAD-E-SS/SL MicroTech III

| Cooling only | | | | EWAD-E-SL | 100 | 120 | 130 | 160 | 180 | 210 | 250 | 300 | 350 | 400 |
|---|---|---|---|---|---|---|---|---|---|---|---|---|---|---|
| Cooling capacity | Nom. | | | kW | 97.6 | 116 | 134 | 157 | 177 | 208 | 248 | 295 | 344 | 397 |
| Power input | Cooling | Nom. | | kW | 39.2 | 48.3 | 53.4 | 60.8 | 68.3 | 72.8 | 85.4 | 111 | 135 | 152 |
| Capacity control | Method | | | | Stepless | | | | | | | | | |
| | Minimum capacity | | | % | 25.0 | | | | | | | | | |
| EER | | | | | 2.49 | 2.39 | 2.50 | 2.57 | 2.59 | 2.86 | 2.90 | 2.65 | 2.55 | 2.62 |
| ESEER | | | | | 2.92 | 2.88 | 2.76 | 2.91 | 2.98 | 3.22 | 3.44 | 3.31 | 3.24 | 3.35 |
| IPLV | | | | | 3.32 | 3.21 | 3.30 | 3.46 | 3.28 | 3.48 | 3.86 | 3.75 | 3.63 | 3.76 |
| Dimensions | Unit | Height | | mm | 2,273 | | | | | | 2,223 | | | |
| | | Width | | mm | 1,292 | | | | | | 2,236 | | | |
| | | Depth | | mm | 2,165 | | 3,065 | | 3,965 | | 3,070 | | | |
| Weight | Unit | | | kg | 1,784 | | 1,961 | | 2,186 | | 3,029 | | | |
| | Operation weight | | | kg | 1,799 | | 1,981 | | 2,216 | | 3,073 | | | |
| Water heat exchanger | Type | | | | Plate heat exchanger | | | | | | | | | |
| | Water volume | | | l | 12 | 15 | 17 | 20 | 24 | 30 | 25 | 30 | 36 | 44 |
| | Water flow rate | Cooling | Nom. | l/s | 4.7 | 5.5 | 6.4 | 7.5 | 8.4 | 10.0 | 11.9 | 14.1 | 16.5 | 19.0 |
| | Water pressure drop | Cooling | Nom. | kPa | 23 | | 22 | 23 | 21 | 20 | 45 | | 44 | 42 |
| Air heat exchanger | Type | | | | High efficiency fin and tube type with integral subcooler | | | | | | | | | |
| Compressor | Type | | | | Single screw compressor | | | | | | Asymmetric single screw compressor | | | |
| | Quantity | | | | 1 | | | | | | | | | |
| Fan | Type | | | | Direct propeller | | | | | | | | | |
| | Quantity | | | | 2 | | 3 | | 4 | | 6 | | | |
| | Air flow rate | Nom. | | l/s | 8,373 | 8,144 | 12,560 | 12,216 | 16,747 | 16,288 | 25,120 | | 24,432 | |
| | Speed | | | rpm | 700 | | | | | | | | | |
| Sound power level | Cooling | Nom. | | dBA | 89 | | 90 | | | | 92 | | | 93 |
| Sound pressure level | Cooling | Nom. | | dBA | 71 | | | | | | 73 | | | 74 |
| Operation range | Water side | Cooling | Min.~Max. | °CDB | -15~15 | | | | | | | | | |
| | Air side | Cooling | Min.~Max. | °CDB | -18~48 | | | | | | | | | |
| Refrigerant | Type / GWP | | | | R-134a / 1,430 | | | | | | | | | |
| | Circuits | Quantity | | | 1 | | | | | | | | | |
| Refrigerant charge | Per circuit | | | kg | 18.0 | 21.0 | 23.0 | 28.0 | 34.0 | 39.0 | 46.0 | | 56.0 | 74.0 |
| | Per circuit | | | $TCO_2Eq$ | 25.7 | 30.0 | 32.9 | 40.0 | 48.6 | 55.8 | 65.8 | | 80.1 | 105.8 |
| Piping connections | Evaporator water inlet/outlet (OD) | | | | 3" | | | | | | | | | |
| Unit | Maximum starting current | | | A | 151 | | 195 | | 288 | | 330 | 410 | | |
| | Nominal running current (RLA) | Cooling | | A | 67 | 83 | 92 | 103 | 116 | 122 | 144 | 184 | 223 | 249 |
| | Maximum running current | | | A | 83 | 100 | 115 | 128 | 151 | 158 | 189 | 234 | 276 | 290 |
| Power supply | Phase/Frequency/Voltage | | | Hz/V | 3~/50/400 | | | | | | | | | |

# Air cooled screw chiller, standard efficiency, standard sound

› 2 truly independent refrigerant circuits
› Stepless single-screw compressor
› Optimised for use with R-134a
› Large operation range (ambient temperature down to -18°C)
› MicroTech III controller with superior control logic and easy interface

| Cooling only | | | | EWAD-D-SS | 390 | 440 | 470 | 510 | 530 | 560 | 580 |
|---|---|---|---|---|---|---|---|---|---|---|---|
| Cooling capacity | Nom. | | | kW | 388 | 435 | 463 | 500 | 529 | 553 | 575 |
| Power input | Cooling | Nom. | | kW | 154 | 165 | 169 | 186 | 196 | 207 | 199 |
| Capacity control | Method | | | | Stepless | | | | | | |
| | Minimum capacity | | | % | 12.5 | | | | | | |
| EER | | | | | 2.52 | 2.63 | 2.74 | 2.70 | | 2.67 | 2.89 |
| ESEER | | | | | 3.26 | 3.43 | 3.44 | 3.41 | | 3.45 | 3.29 |
| IPLV | | | | | 3.75 | 3.86 | 3.89 | 3.96 | | 4.11 | 3.96 |
| Dimensions | Unit | Height | | mm | 2,223 | | | | | | |
| | | Width | | mm | 2,234 | | | | | | |
| | | Depth | | mm | 3,139 | 4,040 | | | | | |
| Weight | Unit | | | kg | 2,960 | 4,030 | 4,220 | 4,230 | | | 4,235 |
| | Operation weight | | | kg | 3,090 | 4,195 | 4,395 | | | | |
| Water heat exchanger | Type | | | | Single pass shell & tube | | | | | | |
| | Water volume | | | l | 130 | 165 | 175 | 165 | | | 160 |
| | Water flow rate | Cooling | Nom. | l/s | 18.6 | 20.8 | 22.2 | 24.0 | 25.4 | 26.5 | 27.6 |
| | Water pressure drop | Cooling | Nom. | kPa | 46 | 38 | 67 | 47 | 52 | 57 | 51 |
| Air heat exchanger | Type | | | | High efficiency fin and tube type with integral subcooler | | | | | | |
| Compressor | Type | | | | Single screw compressor | Asymmetric single screw compressor | | | | | |
| | Quantity | | | | 2 | | | | | | |
| Fan | Type | | | | Direct propeller | | | | | | |
| | Quantity | | | | 6 | | 8 | | | | |
| | Air flow rate | Nom. | | l/s | 32,772 | 31,729 | 43,696 | | | | 42,306 |
| | Speed | | | rpm | 890 | | | | | | |
| Sound power level | Cooling | Nom. | | dBA | 96 | 97 | | | 98 | 99 | |
| Sound pressure level | Cooling | Nom. | | dBA | 77 | | | | 79 | | |
| Operation range | Water side | Cooling | Min.~Max. | °CDB | -15~15 | | | | | | |
| | Air side | Cooling | Min.~Max. | °CDB | -18~48 | | | | | | |
| Refrigerant | Type / GWP | | | | R-134a / 1,430 | | | | | | |
| | Circuits | Quantity | | | 2 | | | | | | |
| Refrigerant charge | Per circuit | | | kg | 28.0 | 33.0 | 36.0 | 38.0 | 40.0 | 43.0 | 47.0 |
| | Per circuit | | | $TCO_2Eq$ | 40.0 | 47.2 | 51.5 | 54.3 | 57.2 | 61.5 | 67.2 |
| Piping connections | Evaporator water inlet/outlet (OD) | | | | 5.5" | | | | | | |
| Unit | Maximum starting current | | | A | 419 | 464 | 485 | | 494 | | |
| | Nominal running current (RLA) | Cooling | | A | 254 | 274 | 281 | 306 | 321 | 336 | 324 |
| | Maximum running current | | | A | 312 | 330 | 359 | 380 | 391 | 402 | |
| Power supply | Phase/Frequency/Voltage | | | Hz/V | 3~/50/400 | | | | | | |

# Air cooled screw chiller, standard efficiency, low sound




EWAD-D-SS/SL MicroTech III

| Cooling only | | | | EWAD-D-SL | 180 | 200 | 230 | 250 | 260 | 280 | 300 | 320 | 370 | 400 | 440 | 480 | 510 | 530 |
|---|---|---|---|---|---|---|---|---|---|---|---|---|---|---|---|---|---|---|
| Cooling capacity | Nom. | | | kW | 183 | 197 | 224 | 244 | 260 | 274 | 297 | 320 | 368 | 402 | 438 | 475 | 503 | 531 |
| Power input | Cooling | Nom. | | kW | 82.0 | 80.2 | 85.6 | 94.4 | 102 | 109 | 121 | 125 | 135 | 171 | 172 | 188 | 205 | 197 |
| Capacity control | Method | | | | Stepless | | | | | | | | | | | | | |
| | Minimum capacity | | | % | 12.5 | | | | | | | | | | | | | |
| EER | | | | | 2.24 | 2.46 | 2.62 | 2.58 | 2.54 | 2.50 | 2.46 | 2.56 | 2.72 | 2.36 | 2.55 | 2.53 | 2.46 | 2.70 |
| ESEER | | | | | 2.91 | 3.03 | 3.21 | 3.11 | 3.16 | 3.13 | 3.10 | 3.14 | 3.31 | 3.54 | 3.56 | 3.46 | 3.56 | 3.66 |
| IPLV | | | | | 3.43 | 3.56 | 3.73 | 3.63 | 3.66 | 3.63 | 3.59 | 3.62 | 3.84 | 3.85 | 4.06 | 3.96 | 4.07 | 4.14 |
| Dimensions | Unit | Height | | mm | 2,355 | | | | | | | | | 2,223 | | | | |
| | | Width | | mm | 2,234 | | | | | | | | | | | | | |
| | | Depth | | mm | 2,239 | | 3,139 | | | | | 4,040 | | | | | | |
| Weight | Unit | | | kg | 2,475 | 2,470 | 2,860 | | | | | 3,187 | | 4,030 | 4,220 | 4,230 | | 4,235 |
| | Operation weight | | | kg | 2,500 | | 2,960 | | | | | 3,300 | | 4,195 | 4,395 | | | |
| Water heat exchanger | Type | | | | Plate heat exchanger | | Single pass shell & tube | | | | | | | | | | | |
| | Water volume | | | l | 25 | 30 | 100 | | | | | 130 | | 165 | 170 | | 165 | 160 |
| | Water flow rate | Cooling | Nom. | l/s | 8.8 | 9.4 | 10.7 | 11.7 | 12.5 | 13.1 | 14.2 | 15.3 | 17.7 | 19.3 | 21.0 | 22.8 | 24.1 | 25.4 |
| | Water pressure drop | Cooling | Nom. | kPa | 29 | 22 | 58 | 49 | 54 | 59 | 60 | 55 | 67 | 48 | 62 | 54 | 48 | 43 |
| Air heat exchanger | Type | | | | High efficiency fin and tube type with integral subcooler | | | | | | | | | | | | | |
| Compressor | Type | | | | Single screw compressor | | | | | | | | | Asymmetric single screw compressor | | | | |
| | Quantity | | | | 2 | | | | | | | | | | | | | |
| Fan | Type | | | | Direct propeller | | | | | | | | | | | | | |
| | Quantity | | | | 4 | | 6 | | | | | 8 | | 6 | 8 | | | |
| | Air flow rate | Nom. | | l/s | 15,295 | 14,868 | 22,943 | | 22,623 | 22,302 | | 30,591 | | 24,432 | 33,493 | | | 32,576 |
| | Speed | | | rpm | 900 | | | | | | | | | 705 | | | | |
| Sound power level | Cooling | Nom. | | dBA | 94 | | | | | | | 95 | 97 | 94 | | | 96 | |
| Sound pressure level | Cooling | Nom. | | dBA | 75 | | | | | | | | 78 | 75 | | | 76 | 77 |
| Operation range | Water side | Cooling | Min.~Max. | °CDB | -15~15 | | | | | | | | | | | | | |
| | Air side | Cooling | Min.~Max. | °CDB | -18~48 | | | | | | | | | | | | | |
| Refrigerant | Type / GWP | | | | R-134a / 1,430 | | | | | | | | | | | | | |
| | Circuits | Quantity | | | 2 | | | | | | | | | | | | | |
| Refrigerant charge | Per circuit | | | kg | 18.0 | 21.0 | 23.0 | 26.0 | 28.0 | 29.0 | | | 35.0 | 36.0 | 34.0 | | 40.0 | 43.0 |
| | Per circuit | | | $TCO_2Eq$ | 25.7 | 30.0 | 32.9 | 37.2 | 40.0 | 41.5 | | | 50.1 | 51.5 | 48.6 | | 57.2 | 61.5 |
| Piping connections | Evaporator water inlet/outlet (OD) | | | | 3" | | 4" | | | | | 5" | | | | | | |
| Unit | Maximum starting current | | | A | 218 | | 234 | | 277 | 286 | 298 | 300 | 305 | 460 | 480 | | 488 | |
| | Nominal running current (RLA) | Cooling | | A | 135 | 133 | 141 | 155 | 166 | 176 | 192 | 200 | 214 | 281 | 285 | 308 | 334 | 323 |
| | Maximum running current | | | A | 165 | | 186 | 202 | 213 | 224 | 238 | 258 | 269 | 322 | 348 | 368 | 379 | |
| Power supply | Phase/Frequency/Voltage | | | Hz/V | 3~/50/400 | | | | | | | | | | | | | |

# Air cooled screw chiller, standard efficiency, reduced sound

› 2 truly independent refrigerant circuits
› Stepless single-screw compressor
› Optimised for use with R-134a
› Large operation range (ambient temperature down to -18°C)
› MicroTech III controller with superior control logic and easy interface

| **Cooling only** | | | | **EWAD-D-SR** | **180** | **190** | **220** | **240** | **250** | **270** | **280** | **310** | **370** | **400** | **440** | **480** | **510** | **530** |
|---|---|---|---|---|---|---|---|---|---|---|---|---|---|---|---|---|---|---|
| Cooling capacity | Nom. | | | kW | 177 | 190 | 218 | 237 | 251 | 263 | 277 | 310 | 364 | 402 | 438 | 475 | 503 | 531 |
| Power input | Cooling | Nom. | | kW | 84.5 | 83.1 | 86.2 | 95.6 | 104 | 112 | 123 | 127 | 140 | 171 | 172 | 188 | 205 | 197 |
| Capacity control | Method | | | | Stepless | | | | | | | | | | | | | |
| | Minimum capacity | | | % | 12.5 | | | | | | | | | | | | | |
| EER | | | | | 2.09 | 2.28 | 2.53 | 2.48 | 2.41 | 2.34 | 2.25 | 2.45 | 2.60 | 2.36 | 2.55 | 2.53 | 2.46 | 2.70 |
| ESEER | | | | | 2.80 | 2.91 | 3.24 | 3.11 | 3.13 | 3.07 | 3.04 | 3.15 | 3.32 | 3.54 | 3.56 | 3.46 | 3.56 | 3.66 |
| IPLV | | | | | 3.29 | 3.42 | 3.74 | 3.59 | | 3.56 | 3.53 | 3.70 | 3.88 | 3.90 | 4.06 | 3.96 | 4.07 | 4.14 |
| Dimensions | Unit | Height | | mm | 2,355 | | | | | | | | | 2,223 | | | | |
| | | Width | | mm | 2,234 | | | | | | | | | | | | | |
| | | Depth | | mm | 2,239 | | 3,139 | | | | | 4,040 | | | | | | |
| Weight | Unit | | | kg | 2,620 | | 2,890 | | | | | 3,335 | | 4,040 | 4,240 | | | |
| | Operation weight | | | kg | 2,650 | | 3,100 | | | | | 3,450 | | 4,342 | 4,542 | | | |
| Water heat exchanger | Type | | | | Plate heat exchanger | | Single pass shell & tube | | | | | | | | | | | |
| | Water volume | | | l | 25 | 30 | 100 | | | | | 130 | | 165 | 170 | | 165 | 160 |
| | Water flow rate | Cooling | Nom. | l/s | 8.5 | 9.1 | 10.4 | 11.3 | 12.0 | 12.6 | 13.3 | 14.9 | 17.4 | 19.3 | 21.0 | 22.8 | 24.1 | 25.4 |
| | Water pressure drop | Cooling | Nom. | kPa | 27 | 20 | 55 | 47 | 51 | 55 | | 53 | 65 | 48 | 62 | 54 | 48 | 43 |
| Air heat exchanger | Type | | | | High efficiency fin and tube type with integral subcooler | | | | | | | | | | | | | |
| Compressor | Type | | | | Single screw compressor | | | | | | | | | Asymmetric single screw compressor | | | | |
| | Quantity | | | | 2 | | | | | | | | | | | | | |
| Fan | Type | | | | Direct propeller | | | | | | | | | | | | | |
| | Quantity | | | | 4 | | 6 | | | | | 8 | | 6 | 8 | | | |
| | Air flow rate | Nom. | | l/s | 12,389 | 11,928 | 18,583 | | 18,237 | 17,892 | | 24,777 | | 24,432 | 33,493 | | | 32,576 |
| | Speed | | | rpm | 680 | | | | | | | | | 705 | | | | |
| Sound power level | Cooling | Nom. | | dBA | 89 | | | | | | | 90 | 92 | 91 | | | 92 | 93 |
| Sound pressure level | Cooling | Nom. | | dBA | 70 | | | | | | | | 73 | 71 | | | 73 | |
| Operation range | Water side | Cooling | Min.~Max. | °CDB | -15~15 | | | | | | | | | | | | | |
| | Air side | Cooling | Min.~Max. | °CDB | -18~48 | | | | | | | | | | | | | |
| Refrigerant | Type / GWP | | | | R-134a / 1,430 | | | | | | | | | | | | | |
| | Circuits | Quantity | | | 2 | | | | | | | | | | | | | |
| Refrigerant charge | Per circuit | | | kg | 18.0 | 21.0 | 24.0 | | 25.0 | | 29.0 | | 33.0 | 35.0 | 40.0 | 39.0 | 40.0 | 43.0 |
| | Per circuit | | | $TCO_2Eq$ | 25.7 | 30.0 | 34.3 | | 35.8 | | 41.5 | | 47.2 | 50.1 | 57.2 | 55.8 | 57.2 | 61.5 |
| Piping connections | Evaporator water inlet/outlet (OD) | | | | 3" | | 4" | | | | | 5" | | | | | | |
| Unit | Maximum starting current | | | A | 217 | | 232 | | 275 | 284 | 295 | 297 | 302 | 460 | 480 | | 488 | |
| | Nominal running current (RLA) | Cooling | | A | 140 | 138 | 143 | 157 | 169 | 181 | 199 | 203 | 219 | 281 | 285 | 308 | 334 | 323 |
| | Maximum running current | | | A | 162 | | 182 | 198 | 209 | 219 | 234 | 252 | 263 | 322 | 348 | 368 | 379 | |
| Power supply | Phase/Frequency/Voltage | | | Hz/V | 3~/50/400 | | | | | | | | | | | | | |

# Air cooled screw chiller. standard efficiency. extra low sound




EWAD-D-SX/SR MicroTech III

| Cooling only | | | | EWAD-D-SX | 210 | 230 | 250 | 270 | 290 | 300 | 310 | 370 | 410 | 450 | 490 |
|---|---|---|---|---|---|---|---|---|---|---|---|---|---|---|---|
| Cooling capacity | Nom. | | | kW | 202 | 230 | 252 | 270 | 285 | 298 | 308 | 369 | 412 | 449 | 490 |
| Power input | Cooling | Nom. | | kW | 80.8 | 86.0 | 94.4 | 105 | 115 | 127 | 137 | 150 | 171 | 175 | 189 |
| Capacity control | Method | | | | Stepless | | | | | | | | | | |
| | Minimum capacity | | | % | 12.5 | | | | | | | | | | |
| EER | | | | | 2.50 | 2.68 | 2.67 | 2.56 | 2.47 | 2.35 | 2.25 | 2.46 | 2.41 | 2.56 | 2.60 |
| ESEER | | | | | 3.29 | 3.52 | 3.41 | 3.44 | 3.34 | 3.29 | 3.15 | 3.14 | 3.39 | 3.50 | 3.47 |
| IPLV | | | | | 3.82 | 4.08 | 3.99 | 4.01 | 3.92 | 3.84 | 3.69 | 4.03 | 3.90 | 3.98 | 3.90 |
| Dimensions | Unit | Height | | mm | 2.420 | | | | | | | | | | |
| | | Width | | mm | 2.234 | | | | | | | | | | |
| | | Depth | | mm | 3.139 | 4.040 | | | | | | | | 4.940 | |
| Weight | Unit | | | kg | 3.110 | 3.475 | | 3.425 | 3.430 | | | 3.560 | 4.302 | 4.506 | 4.581 |
| | Operation weight | | | kg | 3.200 | 3.590 | | | | | | 3.735 | 4.472 | 4.676 | 4.746 |
| Water heat exchanger | Type | | | | Single pass shell & tube | | | | | | | | | | |
| | Water volume | | | l | 90 | 115 | | 165 | 160 | | | 175 | 170 | | 165 |
| | Water flow rate | Cooling | Nom. | l/s | 9.7 | 11.0 | 12.1 | 12.9 | 13.7 | 14.3 | 14.7 | 17.7 | 19.7 | 21.5 | 23.5 |
| | Water pressure drop | Cooling | Nom. | kPa | 45 | 34 | 38 | | 35 | 38 | 41 | 45 | 44 | 50 | 45 |
| Air heat exchanger | Type | | | | High efficiency fin and tube type with integral subcooler | | | | | | | | | | |
| Compressor | Type | | | | Single screw compressor | | | | | | | | Asymmetric single screw compressor | | |
| | Quantity | | | | 2 | | | | | | | | | | |
| Fan | Type | | | | Direct propeller | | | | | | | | | | |
| | Quantity | | | | 6 | 8 | | | | | | | | 9 | 10 |
| | Air flow rate | Nom. | | l/s | 12.876 | 17.892 | 17.169 | | | | | 26.496 | | 28.982 | 33.120 |
| | Speed | | | rpm | 500 | | | | | | | | | | |
| Sound power level | Cooling | Nom. | | dBA | 84 | 85 | | | | | | | | 86 | |
| Sound pressure level | Cooling | Nom. | | dBA | 65 | | | | | | | | | 66 | |
| Operation range | Water side | Cooling | Min.~Max. | °CDB | -15~15 | | | | | | | | | | |
| | Air side | Cooling | Min.~Max. | °CDB | -18~48 | | | | | | | | | | |
| Refrigerant | Type / GWP | | | | R-134a / 1,430 | | | | | | | | | | |
| | Circuits | Quantity | | | 2 | | | | | | | | | | |
| Refrigerant charge | Per circuit | | | kg | 21.0 | 24.0 | 26.0 | 32.0 | 33.0 | 34.0 | | | 35.0 | 38.0 | 40.0 |
| | Per circuit | | | $TCO_2Eq$ | 30.0 | 34.3 | 37.2 | 45.8 | 47.2 | 48.6 | | | 50.1 | 54.3 | 57.2 |
| Piping connections | Evaporator water inlet/outlet (OD) | | | | 4" | | | | | | | 5" | | | |
| Unit | Maximum starting current | | | A | 218 | 232 | | 276 | 284 | 296 | | 406 | 457 | 475 | |
| | Nominal running current (RLA) | Cooling | | A | 135 | 143 | 157 | 173 | 188 | 204 | 220 | 231 | 272 | 280 | 298 |
| | Maximum running current | | | A | 164 | 183 | 199 | 210 | 221 | 235 | 250 | 291 | 316 | 338 | 360 |
| Power supply | Phase/Frequency/Voltage | | | Hz/V | 3~/50/400 | | | | | | | | | | |

# Air cooled screw chiller, high efficiency, standard sound

› 2 truly independent refrigerant circuits
› Stepless single-screw compressor
› Optimised for use with R-134a
› Large operation range (ambient temperature down to -18°C)
› MicroTech III controller with superior control logic and easy interface

| Cooling only | | | | EWAD-D-XS | 250 | 280 | 300 | 330 | 350 | 380 | 400 | 470 | 520 | 580 | 620 |
|---|---|---|---|---|---|---|---|---|---|---|---|---|---|---|---|
| Cooling capacity | Nom. | | | kW | 246 | 274 | 300 | 326 | 350 | 374 | 399 | 467 | 522 | 573 | 620 |
| Power input | Cooling | Nom. | | kW | 80.1 | 88.2 | 95.4 | 105 | 114 | 121 | 129 | 152 | 169 | 183 | 196 |
| Capacity control | Method | | | | Stepless | | | | | | | | | | |
| | Minimum capacity | | | % | 12.5 | | | | | | | | | | |
| EER | | | | | 3.07 | 3.11 | 3.15 | 3.10 | 3.06 | 3.08 | 3.10 | 3.07 | 3.09 | 3.12 | 3.16 |
| ESEER | | | | | 3.45 | 3.49 | 3.51 | 3.73 | 3.56 | 3.47 | 3.48 | 3.72 | 3.88 | 3.89 | 3.75 |
| IPLV | | | | | 3.98 | 4.00 | | 4.08 | 4.07 | 4.06 | 3.98 | 4.16 | 4.83 | | 4.61 |
| Dimensions | Unit | Height | | mm | 2,355 | | | | | | | 2,223 | | | |
| | | Width | | mm | 2,234 | | | | | | | | | | |
| | | Depth | | mm | 3,138 | 4,040 | | | | | | | 4,940 | | |
| Weight | Unit | | | kg | 2,905 | 3,285 | | 3,235 | 3,240 | | | 3,510 | 4,670 | 4,685 | |
| | Operation weight | | | kg | 3,000 | 3,400 | | | | | | 3,780 | 4,940 | | |
| Water heat exchanger | Type | | | | Single pass shell & tube | | | | | | | | | | |
| | Water volume | | | l | 95 | 115 | | 165 | 160 | | | 270 | | 255 | |
| | Water flow rate | Cooling | Nom. | l/s | 11.8 | 13.1 | 14.4 | 15.6 | 16.7 | 17.9 | 19.1 | 22.4 | 25.0 | 27.4 | 29.7 |
| | Water pressure drop | Cooling | Nom. | kPa | 48 | 45 | 49 | 46 | 51 | 58 | 64 | 47 | 63 | 56 | 38 |
| Air heat exchanger | Type | | | | High efficiency fin and tube type with integral subcooler | | | | | | | | | | |
| Compressor | Type | | | | Single screw compressor | | | | | | | | Asymmetric single screw compressor | | |
| | Quantity | | | | 2 | | | | | | | | | | |
| Fan | Type | | | | Direct propeller | | | | | | | | | | |
| | Quantity | | | | 6 | 8 | | | | | | | 10 | | |
| | Air flow rate | Nom. | | l/s | 22,302 | 30,591 | 29,736 | | | 43,001 | 42,306 | 43,696 | 54,620 | | |
| | Speed | | | rpm | 900 | | | | | 890 | | | | | |
| Sound power level | Cooling | Nom. | | dBA | 97 | | | | | 99 | | | | | |
| Sound pressure level | Cooling | Nom. | | dBA | 78 | | | | | 79 | | | | | |
| Operation range | Water side | Cooling | Min.~Max. | °CDB | -15~15 | | | | | | | | | | |
| | Air side | Cooling | Min.~Max. | °CDB | -18~48 | | | | | | | | | | |
| Refrigerant | Type / GWP | | | | R-134a / 1,430 | | | | | | | | | | |
| | Circuits | Quantity | | | 2 | | | | | | | | | | |
| Refrigerant charge | Per circuit | | | kg | 29.0 | 33.0 | 35.0 | 38.0 | 35.0 | | 39.0 | 42.0 | 45.0 | | 50.0 |
| | Per circuit | | | $TCO_2Eq$ | 41.5 | 47.2 | 50.1 | 54.3 | 50.1 | | 55.8 | 60.1 | 64.4 | | 71.5 |
| Piping connections | Evaporator water inlet/outlet (OD) | | | | 4" | | | | | | | 6" | | | |
| Unit | Maximum starting current | | | A | 224 | 240 | | 283 | 292 | 312 | | 423 | 480 | 498 | |
| | Nominal running current (RLA) | Cooling | | A | 132 | 145 | 158 | 172 | 185 | 203 | 213 | 253 | 283 | 305 | 324 |
| | Maximum running current | | | A | 178 | 199 | 216 | 227 | 239 | 268 | 283 | 328 | 365 | 387 | 410 |
| Power supply | Phase/Frequency/Voltage | | | Hz/V | 3~/50/400 | | | | | | | | | | |

# Air cooled screw chiller, high efficiency, reduced sound




EWAD-D-XS/XR MicroTech III

| Cooling only | | | | EWAD-D-XR | 240 | 270 | 300 | 320 | 350 | 370 | 390 | 460 | 510 | 560 | 600 |
|---|---|---|---|---|---|---|---|---|---|---|---|---|---|---|---|
| Cooling capacity | Nom. | | | kW | 242 | 271 | 294 | 321 | 343 | 369 | 393 | 453 | 510 | 559 | 598 |
| Power input | Cooling | Nom. | | kW | 81.6 | 88.0 | 96.3 | 107 | 117 | 121 | 129 | 154 | 169 | 185 | 200 |
| Capacity control | Method | | | | Stepless | | | | | | | | | | |
| | Minimum capacity | | | % | 12.5 | | | | | | | | | | |
| EER | | | | | 2.96 | 3.07 | 3.06 | 3.00 | 2.94 | 3.06 | 3.05 | 2.95 | 3.01 | 3.02 | 2.99 |
| ESEER | | | | | 3.52 | 3.59 | 3.58 | 3.71 | 3.60 | 3.89 | 3.71 | 3.77 | 3.99 | | 3.81 |
| IPLV | | | | | 4.03 | 4.11 | 4.12 | 4.17 | 4.13 | 4.28 | 4.25 | 4.36 | 4.79 | 4.78 | 4.47 |
| Dimensions | Unit | Height | | mm | 2,355 | | | | | | | 2,223 | | | |
| | | Width | | mm | 2,234 | | | | | | | | | | |
| | | Depth | | mm | 3,138 | 4,040 | | | | | | | 4,940 | | |
| Weight | Unit | | | kg | 3,005 | 3,385 | | 3,335 | 3,340 | | | 3,610 | 4,770 | 4,785 | |
| | Operation weight | | | kg | 3,100 | 3,500 | | | | | | 3,880 | 5,040 | | |
| Water heat exchanger | Type | | | | Single pass shell & tube | | | | | | | | | | |
| | Water volume | | | l | 95 | 115 | | 165 | 160 | | | 270 | | 255 | |
| | Water flow rate | Cooling | Nom. | l/s | 11.6 | 13.0 | 14.1 | 15.4 | 16.4 | 17.7 | 18.8 | 21.7 | 24.4 | 26.8 | 28.6 |
| | Water pressure drop | Cooling | Nom. | kPa | 47 | 44 | 48 | 45 | 49 | 56 | | 45 | 60 | 54 | 36 |
| Air heat exchanger | Type | | | | High efficiency fin and tube type with integral subcooler | | | | | | | | | | |
| Compressor | Type | | | | Single screw compressor | | | | | | | | Asymmetric single screw compressor | | |
| | Quantity | | | | 2 | | | | | | | | | | |
| Fan | Type | | | | Direct propeller | | | | | | | | | | |
| | Quantity | | | | 6 | 8 | | | | | | | 10 | | |
| | Air flow rate | Nom. | | l/s | 17,892 | 24,777 | 23,856 | | | 33,035 | 32,576 | 33,493 | 41,867 | | |
| | Speed | | | rpm | 680 | | | | | 705 | | | | | |
| Sound power level | Cooling | Nom. | | dBA | 92 | | | | | 93 | | | 94 | | |
| Sound pressure level | Cooling | Nom. | | dBA | 73 | | | | | 74 | | | | | |
| Operation range | Water side | Cooling | Min.~Max. | °CDB | -15~15 | | | | | | | | | | |
| | Air side | Cooling | Min.~Max. | °CDB | -18~48 | | | | | | | | | | |
| Refrigerant | Type / GWP | | | | R-134a / 1,430 | | | | | | | | | | |
| | Circuits | Quantity | | | 2 | | | | | | | | | | |
| Refrigerant charge | Per circuit | | | kg | 30.0 | 31.0 | 38.0 | 39.0 | 40.0 | 39.0 | | 34.0 | 45.0 | 47.0 | 50.0 |
| | Per circuit | | | $TCO_2Eq$ | 42.9 | 44.3 | 54.3 | 55.8 | 57.2 | 55.8 | | 48.6 | 64.4 | 67.2 | 71.5 |
| Piping connections | Evaporator water inlet/outlet (OD) | | | | 4" | | | | | | | 6" | | | |
| Unit | Maximum starting current | | | A | 222 | 237 | | 280 | 289 | 306 | | 417 | 473 | 491 | |
| | Nominal running current (RLA) | Cooling | | A | 134 | 144 | 160 | 175 | 188 | 200 | 213 | 256 | 283 | 308 | 330 |
| | Maximum running current | | | A | 173 | 193 | 210 | 222 | 233 | 257 | 272 | 317 | 351 | 373 | 396 |
| Power supply | Phase/Frequency/Voltage | | | Hz/V | 3~/50/400 | | | | | | | | | | |

# Air cooled screw chiller, high ambient, standard sound

- **High ambient**
- Stepless single-screw compressor
- Optimised for use with R-134a
- Large operation range (ambient temperature down to -18°C)
- MicroTech III controller with superior control logic and easy interface




EWAD-D-HS MicroTech III

| Cooling only | | | | EWAD-D-HS | 200 | 210 | 230 | 260 | 270 | 290 | 310 | 340 | 380 | 420 | 450 | 480 | 510 | 550 | 590 |
|---|---|---|---|---|---|---|---|---|---|---|---|---|---|---|---|---|---|---|---|
| Cooling capacity | Nom. | | | kW | 194 | 208 | 233 | 255 | 272 | 288 | 305 | 334 | 379 | 413 | 446 | 476 | 512 | 545 | 585 |
| Power input | Cooling | Nom. | | kW | 77.9 | 76.0 | 83.9 | 92.1 | 98.9 | 105 | 114 | 122 | 129 | 143 | 152 | 164 | 177 | 185 | 194 |
| Capacity control | Method | | | | Stepless | | | | | | | | | | | | | | |
| | Minimum capacity | | | % | 12.5 | | | | | | | | | | | | | | |
| EER | | | | | 2.49 | 2.73 | 2.77 | | 2.75 | 2.73 | 2.68 | 2.75 | 2.93 | 2.90 | 2.93 | 2.90 | 2.89 | 2.95 | 3.02 |
| ESEER | | | | | 3.02 | 3.16 | 3.24 | 3.11 | 3.20 | 3.18 | 3.17 | 3.15 | 3.46 | 3.50 | 3.57 | | 3.55 | 3.60 | 3.68 |
| IPLV | | | | | 3.56 | 3.74 | 3.77 | 3.66 | 3.74 | 3.73 | 3.72 | 3.64 | 3.99 | 4.00 | 4.05 | 3.99 | 4.10 | 4.18 | 4.50 |
| Dimensions | Unit | Height | | mm | 2,223 | | | | | | | | | | | | | | |
| | | Width | | mm | 2,234 | | | | | | | | | | | | | | |
| | | Depth | | mm | 2,239 | | 3,339 | | | | | 4,040 | | | | 4,940 | | | |
| Weight | Unit | | | kg | 2,475 | 2,470 | 2,865 | | 2,870 | | | 3,185 | | 3,277 | 3,942 | 4,356 | 4,361 | | 4,366 |
| | Operation weight | | | kg | 2,500 | | 2,960 | | | | | 3,300 | | 3,447 | 4,112 | | 4,526 | | |
| Water heat exchanger | Type | | | | Plate heat exchanger | | Single pass shell & tube | | | | | | | | | | | | |
| | Water volume | | | l | 25 | 30 | 95 | | 90 | | | 115 | | 170 | | | 165 | | 160 |
| | Water flow rate | Cooling | Nom. | l/s | 9.3 | 9.9 | 11.1 | 12.2 | 13.1 | 13.8 | 14.6 | 16.0 | 18.2 | 19.8 | 21.4 | 22.8 | 24.5 | 26.1 | 28.0 |
| | Water pressure drop | Cooling | Nom. | kPa | 32 | 24 | 46 | 52 | 54 | 59 | 64 | 58 | 70 | 46 | 53 | 58 | 51 | 56 | 53 |
| Air heat exchanger | Type | | | | High efficiency fin and tube type with integral subcooler | | | | | | | | | | | | | | |
| Compressor | Type | | | | Single screw compressor | | | | | | | | | | Asymmetric single screw compressor | | | | |
| | Quantity | | | | 2 | | | | | | | | | | | | | | |
| Fan | Type | | | | Direct propeller | | | | | | | | | | | | | | |
| | Quantity | | | | 4 | | 6 | | | | | 8 | | | | 10 | | | |
| | Air flow rate | Nom. | | l/s | 21,848 | 21,153 | 32,772 | | 32,251 | 31,729 | | 43,696 | | | 42,306 | 54,620 | | | |
| | Speed | Cooling | Nom. | rpm | 890 | | | | | | | | | | | | | | |
| Sound power level | Cooling | Nom. | | dBA | 96 | | | | | | | 97 | 99 | 97 | 98 | | 99 | | 100 |
| Sound pressure level | Cooling | Nom. | | dBA | 77 | | | | | | | | 79 | 77 | 78 | | 79 | | 80 |
| Operation range | Water side | Cooling | Min.~Max. | °CDB | -15~15 | | | | | | | | | | | | | | |
| | Air side | Cooling | Min.~Max. | °CDB | -18~48 | | | | | | | | | | | | | | |
| Refrigerant | Type / GWP | | | | R-134a / 1,430 | | | | | | | | | | | | | | |
| | Circuits | Quantity | | | 2 | | | | | | | | | | | | | | |
| Refrigerant charge | Per circuit | | | kg | 18.0 | 21.0 | 22.0 | 26.0 | 28.0 | 31.0 | 28.0 | | 34.0 | 30.0 | 45.0 | 47.5 | 46.0 | | 47.0 |
| | Per circuit | | | $TCO_2Eq$ | 25.7 | 30.0 | 31.5 | 37.2 | 40.0 | 44.3 | 40.0 | | 48.6 | 42.9 | 64.4 | 67.9 | 65.8 | | 67.2 |
| Piping connections | Evaporator water inlet/outlet (OD) | | | | 3" | | 4" | | | | | | | 5" | | | | | |
| Unit | Maximum starting current | | | A | 222 | | 239 | | 283 | 291 | 303 | 307 | 312 | 423 | 468 | 489 | | 498 | |
| | Nominal running current (RLA) | Cooling | | A | 134 | 131 | 145 | 157 | 169 | 180 | 191 | 204 | 214 | 239 | 258 | 275 | 295 | 306 | 320 |
| | Maximum running current | | | A | 172 | | 197 | 213 | 224 | 234 | 249 | 272 | 283 | 320 | 338 | 367 | 388 | 399 | 410 |
| Power supply | Phase/Frequency/Voltage | | | Hz/V | 3~/50/400 | | | | | | | | | | | | | | |



# Air cooled screw chiller, standard efficiency, standard/low sound

- Stepless single-screw compressor
- Optimised for use with R-134a
- Large operation range (ambient temperature down to -18°C and up to 46°C)
- All models are PED pressure vessel approved
- 2-3 truly independent refrigerant circuits
- Standard electronic expansion valve
- DX shell and tube evaporator – one pass refrigerant side to minimize pressure drops
- Partial and total heat recovery option available
- MicroTech III controller with superior control logic and easy interface

| Cooling only | | | | EWAD-C-SS/SL | 650 | 740 | 830 | 910 | 970 | C11 | C12 | C13 | H14 | C15 | C16 | C17 | C18 | C19 | C20 |
|---|---|---|---|---|---|---|---|---|---|---|---|---|---|---|---|---|---|---|---|
| Cooling capacity | Nom. | | | kW | 645 | 741 | 829 | 908 | 962 | 1,059 | 1,146 | 1,315 | 1,412 | 1,532 | 1,615 | 1,706 | 1,797 | 1,870 | 1,917 |
| Power input | Cooling | Nom. | | kW | 223 | 265 | 302 | 322 | 355 | 382 | 408 | 446 | 479 | 557 | 586 | 627 | 669 | 687 | 721 |
| Capacity control | Method | | | | Stepless | | | | | | | | | | | | | | |
| | Minimum capacity | | | % | 12.5 | | | | | | | | | 7.0 | | | | | |
| EER | | | | | 2.89 | 2.80 | 2.74 | 2.82 | 2.71 | 2.77 | 2.81 | 2.95 | | 2.75 | | 2.72 | 2.69 | 2.72 | 2.66 |
| ESEER | | | | | 3.79 | 3.69 | 3.72 | 3.65 | 3.60 | 3.69 | 3.63 | 3.88 | 3.86 | 3.73 | 3.68 | 3.59 | 3.71 | 3.68 | |
| IPLV | | | | | 4.32 | 4.17 | 4.18 | 4.25 | 4.16 | 4.17 | 4.21 | 4.42 | | 4.28 | 4.18 | 4.15 | 4.24 | 4.19 | 4.21 |
| Dimensions | Unit | Height | | mm | 2,540 | | | | | | | | | | | | | | |
| | | Width | | mm | 2,285 | | | | | | | | | | | | | | |
| | | Depth | | mm | 6,285 | | | | | 7,185 | 8,085 | 8,985 | | 10,285 | 11,185 | | | 12,085 | |
| Weight (SS) | Unit | | | kg | 5,330 | 5,740 | 5,760 | 6,280 | 6,560 | 7,010 | 7,280 | 7,900 | | 10,320 | 10,710 | 10,770 | 11,240 | 11,600 | |
| | Operation weight | | | kg | 5,610 | 5,990 | 6,010 | 6,530 | 6,810 | 7,250 | 7,520 | 8,280 | | 10,730 | 11,110 | 11,260 | 12,110 | 12,480 | |
| Weight (SL) | Unit | | | kg | 5,920 | 6,030 | 6,050 | 6,570 | 6,850 | 7,300 | 7,570 | 8,190 | | 10,770 | 11,150 | 11,210 | 11,680 | 12,040 | |
| | Operation weight | | | kg | 6,200 | 6,280 | 6,300 | 6,820 | 7,100 | 7,540 | 7,810 | 8,570 | | 11,170 | 11,550 | 11,700 | 12,560 | 12,920 | |
| Water heat exchanger | Type | | | | Single pass shell & tube | | | | | | | | | | | | | | |
| | Water volume | | | l | 266 | | | 251 | | 243 | | 386 | | 408 | | 474 | 850 | | |
| | Water flow rate | Cooling | Nom. | l/s | 30.9 | 35.5 | 39.7 | 43.5 | 46.1 | 50.8 | 55.0 | 62.9 | 67.6 | 73.4 | 77.4 | 81.8 | 86.0 | 89.5 | 91.7 |
| | Water pressure drop | Cooling | Nom. | kPa | 47 | 54 | 53 | 62 | 69 | 64 | 74 | 54 | 58 | 62 | 68 | 75 | 36 | 39 | 40 |
| Air heat exchanger | Type | | | | High efficiency fin and tube type with integral subcooler | | | | | | | | | | | | | | |
| Compressor | Type | | | | Asymmetric single screw compressor | | | | | | | | | | | | | | |
| | Quantity | | | | 2 | | | | | | | | | 3 | | | | | |
| Fan | Type | | | | Direct propeller | | | | | | | | | | | | | | |
| | Quantity | | | | 10 | | | 12 | | 14 | 16 | 18 | | 20 | 22 | | | 24 | |
| | Air flow rate | Nom. | | l/s | 53,442 | | | 64,131 | | 74,819 | 85,508 | 96,196 | | 106,885 | 117,573 | | | 128,262 | |
| | Speed | | | rpm | 900 | | | | | | | | | | | | | | |
| Sound power level (SS) | Cooling | Nom. | | dBA | 102 | 100 | | 101 | | 102 | | | | 103 | | | 104 | | |
| Sound power level (SL) | Cooling | Nom. | | dBA | 96 | | | 98 | 97 | 98 | | | | 99 | 100 | | | 101 | |
| Sound pressure level (SS) | Cooling | Nom. | | dBA | 81 | 80 | | | | 81 | | | | | | | 82 | | |
| Sound pressure level (SL) | Cooling | Nom. | | dBA | 76 | | | 77 | | | | | | | | | 78 | | |
| Operation range | Water side | Cooling | Min.~Max. | °CDB | -8~15 | | | | | | | | | | | | | | |
| | Air side | Cooling | Min.~Max. | °CDB | -18~46 | | | | | | | | | | | | | | |
| Refrigerant | Type / GWP | | | | R-134a / 1,430 | | | | | | | | | | | | | | |
| | Circuits | Quantity | | | 2 | | | | | | | | | 3 | | | | | |
| Refrigerant charge | Per circuit | | | kg | 64.0 | | | 76.5 | 80.0 | 91.0 | 94.0 | 110.0 | 130.0 | 73.3 | 86.7 | | | 91.7 | 101.7 |
| | Per circuit | | | $TCO_2Eq$ | 91.5 | | | 109.4 | 114.4 | 130.1 | 134.4 | 157.3 | 185.9 | 104.9 | 123.9 | | | 131.1 | 145.4 |
| Piping connections | Evaporator water inlet/outlet (OD) | | | | 168.3mm | | | | | | | 219.1mm | | | | | 273mm | | |
| Unit | Maximum starting current | | | A | 604 | 649 | | 915 | 962 | 1,017 | 1,021 | 1,068 | 1,081 | 1,312 | 1,363 | 1,367 | 1,410 | 1,456 | 1,470 |
| | Nominal running current (RLA) | Cooling | | A | 366 | 432 | 492 | 524 | 577 | 624 | 667 | 726 | 773 | 909 | 959.0 | 1,023 | 1,092 | 1,116 | 1,164 |
| | Maximum running current | | | A | 476 | 545 | 589 | 656 | 715 | 787 | 859 | 921 | 974 | 1,144 | 1,217 | 1,281 | 1,334 | 1,395 | 1,449 |
| Power supply | Phase/Frequency/Voltage | | | Hz/V | 3~/50/400 | | | | | | | | | | | | | | |

# Air cooled screw chiller, standard efficiency, reduced sound




EWAD-C-SS/SL/SR



MicroTech III

| Cooling only | | | | EWAD-C-SR | 620 | 720 | 790 | 880 | 920 | C10 | C11 | C12 | H14 | C13 | C14 | C15 | C16 | C17 | C18 | C19 |
|---|---|---|---|---|---|---|---|---|---|---|---|---|---|---|---|---|---|---|---|---|
| Cooling capacity | Nom. | | | kW | 617 | 712 | 786 | 872 | 918 | 1,016 | 1,107 | 1,266 | 1,316 | 1,363 | 1,465 | 1,550 | 1,616 | 1,710 | 1,790 | 1,828 |
| Power input | Cooling | Nom. | | kW | 226 | 276 | 317 | 334 | 373 | 398 | 422 | 461 | 499 | 522 | 582 | 609 | 654 | 706 | 722 | 762 |
| Capacity control | Method | | | | Stepless | | | | | | | | | | | | | | | |
| | Minimum capacity | | | % | 12.5 | | | | | | | | | 7.0 | | | | | | |
| EER | | | | | 2.74 | 2.59 | 2.48 | 2.61 | 2.46 | 2.55 | 2.63 | 2.75 | 2.63 | 2.61 | 2.52 | 2.54 | 2.47 | 2.42 | 2.48 | 2.40 |
| ESEER | | | | | 3.91 | 3.78 | 3.81 | 3.79 | 3.98 | 3.76 | 3.95 | 3.92 | 3.81 | 3.78 | 3.70 | 3.72 | 3.66 | 3.70 | 3.71 | 3.66 |
| IPLV | | | | | 4.39 | 4.41 | 4.19 | 4.29 | 4.21 | | 4.33 | 4.52 | 4.35 | 4.29 | 4.27 | 4.28 | 4.23 | 4.24 | 4.27 | 4.21 |
| Dimensions | Unit | Height | | mm | 2,540 | | | | | | | | | | | | | | | |
| | | Width | | mm | 2,285 | | | | | | | | | | | | | | | |
| | | Depth | | mm | 6,285 | | | | | 7,185 | 8,085 | 8,985 | | 10,285 | | 11,185 | | | 12,085 | |
| Weight | Unit | | | kg | 5,920 | 6,030 | 6,050 | 6,570 | 6,850 | 7,300 | 7,570 | 8,190 | | 10,750 | 10,770 | 11,150 | 11,210 | 11,680 | 12,040 | |
| | Operation weight | | | kg | 6,200 | 6,280 | 6,300 | 6,820 | 7,100 | 7,540 | 7,810 | 8,570 | | 11,170 | | 11,550 | 11,700 | 12,560 | 12,920 | |
| Water heat exchanger | Type | | | | Single pass shell & tube | | | | | | | | | | | | | | | |
| | Water volume | | | l | 266 | | 251 | | | 243 | | 386 | | 421 | | 408 | | 474 | 850 | |
| | Water flow rate | Cooling | Nom. | l/s | 29.5 | 34.1 | 37.6 | 41.8 | 44.0 | 48.7 | 53.1 | 60.6 | 63.0 | 65.2 | 70.2 | 74.2 | 77.4 | 81.8 | 85.6 | 87.5 |
| | Water pressure drop | Cooling | Nom. | kPa | 43 | 50 | 48 | 58 | 63 | 60 | 69 | 50 | 54 | 45 | 57 | 63 | 69 | 33 | 36 | 37 |
| Air heat exchanger | Type | | | | High efficiency fin and tube type with integral subcooler | | | | | | | | | | | | | | | |
| Compressor | Type | | | | Asymmetric single screw compressor | | | | | | | | | | | | | | | |
| | Quantity | | | | 2 | | | | | | | | | 3 | | | | | | |
| Fan | Type | | | | Direct propeller | | | | | | | | | | | | | | | |
| | Quantity | | | | 10 | | | 12 | | 14 | 16 | 18 | | 20 | | 22 | | | 24 | |
| | Air flow rate | Nom. | | l/s | 41,007 | | | 49,208 | | 57,410 | 65,611 | 73,812 | | 82,014 | | 90,215 | | | 98,417 | |
| | Speed | | | rpm | 700 | | | | | | | | | | | | | | | |
| Sound power level | Cooling | Nom. | | dBA | 92 | | | | 93 | 94 | | | | 95 | | | | 96 | | |
| Sound pressure level | Cooling | Nom. | | dBA | 71 | 72 | | | | 73 | | | | | | | | 74 | | |
| Operation range | Water side | Cooling | Min.~Max. | °CDB | -8~15 | | | | | | | | | | | | | | | |
| | Air side | Cooling | Min.~Max. | °CDB | -18~46 | | | | | | | | | | | | | | | |
| Refrigerant | Type / GWP | | | | R-134a / 1,430 | | | | | | | | | | | | | | | |
| | Circuits | Quantity | | | 2 | | | | | | | | | 3 | | | | | | |
| Refrigerant charge | Per circuit | | | kg | 64.0 | | | 76.5 | 80.0 | 91.0 | 94.0 | 110.0 | | 86.7 | | | | 91.7 | 101.7 | |
| | Per circuit | | | $TCO_2Eq$ | 91.5 | | | 109.4 | 114.4 | 130.1 | 134.4 | 157.3 | | 123.9 | | | | 131.1 | 145.4 | |
| Piping connections | Evaporator water inlet/outlet (OD) | | | | 168.3mm | | | | | | | 219.1mm | | | | | | 273mm | | |
| Unit | Maximum starting current | | | A | 597 | 642 | | 906 | 953 | 1,007 | 1,010 | 1,055 | 1,068 | 1,241 | 1,292 | 1,344 | 1,346 | 1,389 | 1,434 | 1,447 |
| | Nominal running current (RLA) | Cooling | | A | 371 | 450 | 518 | 548 | 609 | 654 | 694 | 755 | 811 | 857 | 954 | 1,002 | 1,075 | 1,158 | 1,179 | 1,238 |
| | Maximum running current | | | A | 462 | 531 | 575 | 639 | 698 | 767 | 837 | 895 | 949 | 1,052 | 1,116 | 1,186 | 1,250 | 1,303 | 1,362 | 1,415 |
| Power supply | Phase/Frequency/Voltage | | | Hz/V | 3~/50/400 | | | | | | | | | | | | | | | |

# Air cooled screw chiller, high efficiency, standard/low sound

- Stepless single-screw compressor
- Optimised for use with R-134a
- Large operation range (ambient temperature down to -18°C and up to 50°C)
- All models are PED pressure vessel approved
- 2-3 truly independent refrigerant circuits
- Standard electronic expansion valve
- DX shell and tube evaporator – one pass refrigerant side to minimize pressure drops
- Partial and total heat recovery option available
- MicroTech III controller with superior control logic and easy interface

| Cooling only | | | | EWAD-C-XS/XL | 760 | 830 | 890 | 990 | C10 | C11 | C12 | C13 | H14 | H15 | C16 | C17 | C18 | C19 | C20 | C21 | C22 |
|---|---|---|---|---|---|---|---|---|---|---|---|---|---|---|---|---|---|---|---|---|---|
| Cooling capacity | Nom. | | | kW | 752 | 827 | 885 | 997 | 1,069 | 1,192 | 1,276 | 1,343 | 1,408 | 1,517 | 1,590 | 1,678 | 1,760 | 1,849 | 1,896 | 1,947 | 2,002 |
| Power input | Cooling | Nom. | | kW | 237 | 256 | 282 | 311 | 343 | 367 | 404 | 416 | 450 | 483 | 510 | 541 | 569 | 598 | 619 | 648 | 678 |
| Capacity control | Method | | | | Stepless | | | | | | | | | | | | | | | | |
| | Minimum capacity | | | % | 12.5 | | | | | | | | | | 7.0 | | | | | | |
| EER | | | | | 3.17 | 3.22 | 3.14 | 3.20 | 3.12 | 3.25 | 3.15 | 3.23 | 3.13 | 3.14 | 3.12 | 3.10 | 3.09 | | 3.06 | 3.00 | 2.95 |
| ESEER | | | | | 3.77 | 3.92 | 3.81 | 3.91 | 3.84 | 3.99 | 3.86 | 4.05 | 4.04 | 4.06 | 4.00 | 3.96 | 3.94 | 3.93 | 4.02 | 3.91 | 3.89 |
| IPLV | | | | | 4.48 | | 4.52 | 4.50 | 4.44 | 4.50 | 4.47 | 4.60 | 4.71 | 4.81 | 4.58 | 4.59 | 4.51 | 4.53 | 4.57 | 4.42 | 4.47 |
| Dimensions | Unit | Height | | mm | 2,540 | | | | | | | | | | | | | | | | |
| | | Width | | mm | 2,285 | | | | | | | | | | | | | | | | |
| | | Depth | | mm | 6,285 | 7,185 | | 8,085 | | 9,885 | | | | | 12,085 | 12,985 | 13,885 | 14,785 | | | |
| Weight (XS) | Unit | | | kg | 5,990 | 6,340 | 6,360 | 7,190 | 7,470 | 8,220 | 8,240 | 8,900 | | | 11,570 | 11,900 | 12,260 | 12,600 | | | |
| | Operation weight | | | kg | 6,240 | 6,580 | 6,600 | 7,600 | 7,870 | 8,610 | 8,630 | 9,890 | | | 12,430 | 12,760 | 13,140 | 13,470 | | | |
| Weight (XL) | Unit | | | kg | 6,280 | 6,630 | 6,650 | 7,480 | 7,760 | 8,510 | 8,530 | 9,190 | | | 12,010 | 12,350 | 12,700 | 13,040 | | | |
| | Operation weight | | | kg | 6,520 | 6,870 | 6,890 | 7,880 | 8,160 | 8,900 | 8,920 | 10,180 | | | 12,870 | 13,200 | 13,580 | 13,910 | | | |
| Water heat exchanger | Type | | | | Single pass shell & tube | | | | | | | | | | | | | | | | |
| | Water volume | | | l | 251 | 243 | | 403 | | 386 | | 979 | | | 850 | | 871 | 850 | | | |
| | Water flow rate | Cooling | Nom. | l/s | 36.1 | 39.6 | 42.4 | 47.8 | 51.2 | 57.1 | 61.1 | 64.4 | 67.5 | 72.8 | 76.1 | 80.4 | 84.4 | 88.6 | 90.7 | 93.2 | 95.8 |
| | Water pressure drop | Cooling | Nom. | kPa | 81 | 57 | 64 | 61 | 69 | 45 | 51 | 68 | 77 | 84 | 62 | 68 | | 74 | 39 | 41 | 43 |
| Air heat exchanger | Type | | | | High efficiency fin and tube type with integral subcooler | | | | | | | | | | | | | | | | |
| Compressor | Type | | | | Asymmetric single screw compressor | | | | | | | | | | | | | | | | |
| | Quantity | | | | 2 | | | | | | | | | | 3 | | | | | | |
| Fan | Type | | | | Direct propeller | | | | | | | | | | | | | | | | |
| | Quantity | | | | 12 | 14 | | 16 | | 20 | | | | | 24 | 26 | 28 | 30 | | | |
| | Air flow rate | Nom. | | l/s | 64,131 | 74,819 | | 85,508 | | 106,885 | | | | | 128,262 | 138,950 | 149,639 | 160,327 | | | |
| | Speed | | | rpm | 900 | | | | | | | | | | | | | | | | |
| Sound power level (XS) | Cooling | Nom. | | dBA | 100 | 101 | | | 102 | | 103 | | | | 104 | | | | | | |
| Sound power level (XL) | Cooling | Nom. | | dBA | 97 | | | 98 | | 99 | | | | | 100 | | | | | | |
| Sound pressure level (XS) | Cooling | Nom. | | dBA | 80 | | | | 81 | 80 | | | | | 81 | | | | | | |
| Sound pressure level (XL) | Cooling | Nom. | | dBA | 76 | 77 | | | | | | | | | | | 78 | | | | |
| Operation range | Water side | Cooling | Min.~Max. | °CDB | -8~15 | | | | | | | | | | | | | | | | |
| | Air side | Cooling | Min.~Max. | °CDB | -18~50 | | | | | | | | | | | | | | | | |
| Refrigerant | Type / GWP | | | | R-134a / 1,430 | | | | | | | | | | | | | | | | |
| | Circuits | Quantity | | | 2 | | | | | | | | | | 3 | | | | | | |
| Refrigerant charge | Per circuit | | | kg | 75.0 | 81.0 | | 91.0 | 100.0 | 115.0 | 117.5 | 125.0 | 145.5 | 125.0 | 82.7 | 99.0 | 103.3 | 109.0 | 113.3 | 120.0 | |
| | Per circuit | | | $TCO_2Eq$ | 107.3 | 115.8 | | 130.1 | 143.0 | 164.5 | 168.0 | 178.8 | 208.1 | 178.8 | 118.2 | 141.6 | 147.8 | 155.9 | 162.1 | 171.6 | |
| Piping connections | Evaporator water inlet/outlet (OD) | | | | 168.3mm | | | 219.1mm | | | | | | | 273mm | | | | | | |
| Unit | Maximum starting current | | | A | 618 | 657 | | 923 | 970 | 1,029 | | | 1,072 | 1,085 | 1,268 | 1,328 | 1,387 | | 1,430 | 1,472 | 1,486 |
| | Nominal running current (RLA) | Cooling | | A | 387 | 423 | 463 | 511 | 559 | 607 | 667 | 686 | 731 | 778 | 835 | 885 | 934.0 | 984 | 1,018 | 1,059 | 1,100 |
| | Maximum running current | | | A | 510 | 561 | 605 | 672 | 731 | 811 | 875 | | 929 | 982 | 1,096 | 1,168 | 1,241 | 1,313 | 1,366 | 1,419 | 1,473 |
| Power supply | Phase/Frequency/Voltage | | | Hz/V | 3~/50/400 | | | | | | | | | | | | | | | | |

# Air cooled screw chiller, high efficiency, reduced sound




EWAD-C-XS/XL/XR

MicroTech III

| Cooling only | | | | EWAD-C-XR | 740 | 810 | 870 | 970 | C10 | C11 | C12 | C13 | H14 | H15 | C16 | C17 | C18 | C19 | C20 | C21 | C22 |
|---|---|---|---|---|---|---|---|---|---|---|---|---|---|---|---|---|---|---|---|---|---|
| Cooling capacity | Nom. | | | kW | 732 | 808 | 862 | 970 | 1,036 | 1,164 | 1,243 | 1,297 | 1,360 | 1,460 | 1,544 | 1,632 | 1,715 | 1,805 | 1,849 | 1,897 | 1,947 |
| Power input | Cooling | Nom. | | kW | 238 | 257 | 285 | 313 | 348 | 369 | 409 | 420 | 460 | 498 | 518 | 548 | 574 | 604 | 629 | 662 | 696 |
| Capacity control | Method | | | | Stepless | | | | | | | | | | | | | | | | |
| | Minimum capacity | | | % | 12.5 | | | | | | | | | | 7.0 | | | | | | |
| EER | | | | | 3.07 | 3.15 | 3.03 | 3.10 | 2.98 | 3.16 | 3.04 | 3.09 | 2.96 | 2.93 | 2.98 | | 2.99 | | 2.94 | 2.87 | 2.80 |
| ESEER | | | | | 4.01 | 4.16 | 4.01 | 4.12 | 4.01 | 4.21 | 4.07 | 4.10 | | 4.12 | 4.08 | 4.00 | 4.05 | 4.00 | 4.09 | 3.96 | 3.94 |
| IPLV | | | | | 4.56 | 4.62 | 4.51 | 4.63 | 4.59 | 4.65 | 4.61 | 4.63 | 4.74 | 4.83 | 4.67 | 4.65 | | 4.63 | 4.69 | 4.54 | 4.53 |
| Dimensions | Unit | Height | | mm | 2,540 | | | | | | | | | | | | | | | | |
| | | Width | | mm | 2,285 | | | | | | | | | | | | | | | | |
| | | Depth | | mm | 6,285 | 7,185 | | 8,085 | | 9,885 | | | | | 12,085 | 12,985 | 13,885 | 14,785 | | | |
| Weight | Unit | | | kg | 6,280 | 6,630 | 6,650 | 7,480 | 7,760 | 8,510 | 8,530 | 9,190 | | | 12,010 | 12,350 | 12,700 | 13,040 | | | |
| | Operation weight | | | kg | 6,520 | 6,870 | 6,890 | 7,880 | 8,160 | 8,900 | 8,920 | 10,180 | | | 12,870 | 13,200 | 13,580 | 13,910 | | | |
| Water heat exchanger | Type | | | | Single pass shell & tube | | | | | | | | | | | | | | | | |
| | Water volume | | | l | 251 | 243 | | 403 | | 386 | | 979 | | | 850 | | 871 | 850 | | | |
| | Water flow rate | Cooling | Nom. | l/s | 35.1 | 38.7 | 41.3 | 46.5 | 49.7 | 55.7 | 59.5 | 62.1 | 65.2 | 70.0 | 74.0 | 78.2 | 82.2 | 86.5 | 88.5 | 90.7 | 93.1 |
| | Water pressure drop | Cooling | Nom. | kPa | 77 | 54 | 61 | 58 | 65 | 43 | 49 | 64 | 73 | 79 | 59 | 65 | | 71 | 37 | 39 | 41 |
| Air heat exchanger | Type | | | | High efficiency fin and tube type with integral subcooler | | | | | | | | | | | | | | | | |
| Compressor | Type | | | | Asymmetric single screw compressor | | | | | | | | | | | | | | | | |
| | Quantity | | | | 2 | | | | | | | | | | 3 | | | | | | |
| Fan | Type | | | | Direct propeller | | | | | | | | | | | | | | | | |
| | Quantity | | | | 12 | 14 | | 16 | | 20 | | | | | 24 | 26 | 28 | 30 | | | |
| | Air flow rate | Nom. | | l/s | 49,208 | 57,410 | | 65,611 | | 82,014 | | | | | 98,417 | 106,618 | 114,819 | 123,021 | | | |
| | Speed | | | rpm | 700 | | | | | | | | | | | | | | | | |
| Sound power level | Cooling | Nom. | | dBA | 92 | | | 94 | | | 95 | | | | | 96 | | | | 97 | |
| Sound pressure level | Cooling | Nom. | | dBA | 72 | | | | 73 | 72 | | | 73 | | | | | | | 74 | |
| Operation range | Water side | Cooling | Min.~Max. | °CDB | -8~15 | | | | | | | | | | | | | | | | |
| | Air side | Cooling | Min.~Max. | °CDB | -18~50 | | | | | | | | | | | | | | | | |
| Refrigerant | Type / GWP | | | | R-134a / 1,430 | | | | | | | | | | | | | | | | |
| | Circuits | Quantity | | | 2 | | | | | | | | | | 3 | | | | | | |
| Refrigerant charge | Per circuit | | | kg | 75.0 | 81.0 | | 91.0 | 100.0 | 115.0 | 117.5 | 125.0 | | 124.0 | 103.3 | 109.0 | 113.3 | 120.0 | | | 125.0 |
| | Per circuit | | | $TCO_2Eq$ | 107.3 | 115.8 | | 130.1 | 143.0 | 164.5 | 168.0 | 178.8 | | 177.3 | 147.8 | 155.9 | 162.1 | 171.6 | | | 178.8 |
| Piping connections | Evaporator water inlet/outlet (OD) | | | | 168.3mm | | | 219.1mm | | | | 273mm | | | | | | | | | |
| Unit | Maximum starting current | | | A | 610 | 647 | | 911 | 959 | 1,015 | | | 1,058 | 1,071 | 1,246 | 1,303 | 1,359 | | 1,402 | 1,444 | 1,458 |
| | Nominal running current (RLA) | Cooling | | A | 392 | 426 | 470 | 518 | 572 | 613 | 679 | 699 | 753 | 807 | 854 | 903 | 951 | 1,000 | 1,040 | 1,087 | 1,136 |
| | Maximum running current | | | A | 493 | 542 | 585 | 649 | 708 | 783 | 847 | | 901 | 954 | 1,063 | 1,132 | 1,201 | 1,271 | 1,324 | 1,377 | 1,431 |
| Power supply | Phase/Frequency/Voltage | | | Hz/V | 3~/50/400 | | | | | | | | | | | | | | | | |

# Air cooled screw chiller, premium efficiency, standard/low sound

- Excellent part load efficiency
- Stepless single-screw compressor
- Optimised for use with R-134a
- Large operation range (ambient temperature down to -18°C and up to 52°C)
- All models are PED pressure vessel approved
- 2 truly independent refrigerant circuits
- Standard electronic expansion valve
- DX shell and tube evaporator – one pass refrigerant side to minimize pressure drops
- Partial and total heat recovery option available
- MicroTech III controller with superior control logic and easy interface

| Cooling only | | | | EWAD-C-PS/PL | 820 | 890 | 980 | C11 | C12 | C13 | C14 | C15 | C16 |
|---|---|---|---|---|---|---|---|---|---|---|---|---|---|
| Cooling capacity | Nom. | | | kW | 818 | 886 | 973 | 1,070 | 1,153 | 1,274 | 1,384 | 1,467 | 1,554 |
| Power input | Cooling | Nom. | | kW | 229 | 253 | 276 | 306 | 335 | 368 | 402 | 432 | 461 |
| Capacity control | Method | | | | Stepless | | | | | | | | |
| | Minimum capacity | | | % | 12.5 | | | | | | | | |
| EER | | | | | 3.57 | 3.51 | 3.52 | 3.49 | 3.44 | 3.46 | 3.44 | 3.40 | 3.37 |
| ESEER | | | | | 4.22 | 4.25 | 4.30 | 4.29 | 4.14 | 4.23 | 4.07 | 4.06 | 4.03 |
| IPLV | | | | | 4.78 | 4.67 | 4.79 | 4.69 | 4.73 | 4.68 | 4.73 | | 4.71 |
| Dimensions | Unit | Height | | mm | 2,540 | | | | | | | | |
| | | Width | | mm | 2,285 | | | | | | | | |
| | | Depth | | mm | 8,985 | | | 9,885 | | 11,185 | 12,085 | | |
| Weight (PS) | Unit | | | kg | 7,530 | | 7,660 | 8,290 | 8,550 | 9,390 | 9,730 | | |
| | Operation weight | | | kg | 8,130 | | 8,700 | 9,330 | 9,590 | 10,380 | 10,720 | | |
| Weight (PL) | Unit | | | kg | 7,820 | | 7,950 | 8,580 | 8,840 | 10,380 | 10,720 | | |
| | Operation weight | | | kg | 8,420 | | 8,990 | 9,620 | 9,880 | 10,670 | 11,010 | | |
| Water heat exchanger | Type | | | | Single pass shell & tube | | | | | | | | |
| | Water volume | | | l | 599 | | 1,043 | 1,027 | | 995 | 979 | | |
| | Water flow rate | Cooling | Nom. | l/s | 39.2 | 42.5 | 46.5 | 51.2 | 55.2 | 61.0 | 66.3 | 70.3 | 74.5 |
| | Water pressure drop | Cooling | Nom. | kPa | 58 | 67 | 31 | 61 | 70 | 60 | 70 | 81 | 88 |
| Air heat exchanger | Type | | | | High efficiency fin and tube type with integral subcooler | | | | | | | | |
| Compressor | Type | | | | Asymmetric single screw compressor | | | | | | | | |
| | Quantity | | | | 2 | | | | | | | | |
| Fan | Type | | | | Direct propeller | | | | | | | | |
| | Quantity | | | | 18 | | | 20 | | 22 | 24 | | |
| | Air flow rate | Nom. | | l/s | 96,196 | | | 106,885 | | 117,573 | 128,262 | | |
| | Speed | | | rpm | 900 | | | | | | | | |
| Sound power level (PS) | Cooling | Nom. | | dBA | 101 | | | 102 | | | 103 | | 104 |
| Sound power level (PL) | Cooling | Nom. | | dBA | 98 | | | 99 | 100 | 99 | 100 | | |
| Sound pressure level (PS) | Cooling | Nom. | | dBA | 80 | | | | 81 | 80 | 81 | | |
| Sound pressure level (PL) | Cooling | Nom. | | dBA | 77 | | | | | | | 78 | |
| Operation range | Water side | Cooling | Min.~Max. | °CDB | -8~15 | | | | | | | | |
| | Air side | Cooling | Min.~Max. | °CDB | -18~52 | | | | | | | | |
| Refrigerant | Type / GWP | | | | R-134a / 1,430 | | | | | | | | |
| | Circuits | Quantity | | | 2 | | | | | | | | |
| Refrigerant charge | Per circuit | | | kg | 102.0 | | | 115.0 | 120.0 | 137.5 | 140.0 | | |
| | Per circuit | | | $TCO_2Eq$ | 145.9 | | | 164.5 | 171.6 | 196.6 | 200.2 | | |
| Piping connections | Evaporator water inlet/outlet (OD) | | | | 219.1mm | | 273mm | | | | | | |
| Unit | Maximum starting current | | | A | 630 | 665 | | 702 | 978 | 1,037 | | 1,080 | 1,093 |
| | Nominal running current (RLA) | Cooling | | A | 386 | 424 | 465 | 511 | 555 | 614 | 671 | 711 | 752 |
| | Maximum running current | | | A | 534 | 577 | 621 | 670 | 747 | 819 | 891 | 945 | 998 |
| Power supply | Phase/Frequency/Voltage | | | Hz/V | 3~/50/400 | | | | | | | | |

# Air cooled screw chiller, premium efficiency, reduced sound




EWAD-C-PS/PL/PR

MicroTech III

| Cooling only | | | | EWAD-C-PR | 810 | 880 | 960 | C10 | C11 | C13 | C14 | C15 | C16 |
|---|---|---|---|---|---|---|---|---|---|---|---|---|---|
| Cooling capacity | Nom. | | | kW | 806 | 871 | 954 | 1,049 | 1,127 | 1,246 | 1,353 | 1,432 | 1,513 |
| Power input | Cooling | Nom. | | kW | 222 | 248 | 275 | 303 | 335 | 369 | 402 | 432 | 465 |
| Capacity control | Method | | | | Stepless | | | | | | | | |
| | Minimum capacity | | | % | 12.5 | | | | | | | | |
| EER | | | | | 3.63 | 3.51 | 3.47 | 3.46 | 3.36 | 3.38 | 3.36 | 3.32 | 3.25 |
| ESEER | | | | | 4.39 | 4.33 | 4.40 | 4.35 | 4.25 | 4.33 | 4.26 | 4.23 | 4.15 |
| IPLV | | | | | 5.07 | 4.89 | | 4.92 | 4.82 | 4.81 | 4.85 | | 4.79 |
| Dimensions | Unit | Height | | mm | 2,540 | | | | | | | | |
| | | Width | | mm | 2,285 | | | | | | | | |
| | | Depth | | mm | 8,985 | | | 9,885 | | 11,185 | 12,085 | | |
| Weight | Unit | | | kg | 7,820 | | 7,950 | 8,580 | 8,840 | 10,380 | 10,720 | | |
| | Operation weight | | | kg | 8,420 | | 8,990 | 9,620 | 9,880 | 10,670 | 11,010 | | |
| Water heat exchanger | Type | | | | Single pass shell & tube | | | | | | | | |
| | Water volume | | | l | 599 | | 1,043 | 1,027 | | 995 | 979 | | |
| | Water flow rate | Cooling | Nom. | l/s | 38.6 | 41.7 | 45.6 | 50.2 | 54.0 | 59.7 | 64.8 | 68.7 | 72.6 |
| | Water pressure drop | Cooling | Nom. | kPa | 56 | 65 | 30 | 59 | 67 | 58 | 67 | 77 | 84 |
| Air heat exchanger | Type | | | | High efficiency fin and tube type with integral subcooler | | | | | | | | |
| Compressor | Type | | | | Asymmetric single screw compressor | | | | | | | | |
| | Quantity | | | | 2 | | | | | | | | |
| Fan | Type | | | | Direct propeller | | | | | | | | |
| | Quantity | | | | 18 | | | 20 | | 22 | 24 | | |
| | Air flow rate | Nom. | | l/s | 73,812 | | | 82,014 | | 90,215 | 98,417 | | |
| | Speed | | | rpm | 700 | | | | | | | | |
| Sound power level | Cooling | Nom. | | dBA | 93 | | | | 94 | | | 95 | |
| Sound pressure level | Cooling | Nom. | | dBA | 71 | | | 72 | | | | | 73 |
| Operation range | Water side | Cooling | Min.~Max. | °CDB | -8~15 | | | | | | | | |
| | Air side | Cooling | Min.~Max. | °CDB | -18~52 | | | | | | | | |
| Refrigerant | Type / GWP | | | | R-134a / 1,430 | | | | | | | | |
| | Circuits | Quantity | | | 2 | | | | | | | | |
| Refrigerant charge | Per circuit | | | kg | 102.0 | | | 115.0 | 120.0 | 137.5 | 140.0 | | |
| | Per circuit | | | $TCO_2Eq$ | 145.9 | | | 164.5 | 171.6 | 196.6 | 200.2 | | |
| Piping connections | Evaporator water inlet/outlet (OD) | | | | 219.1mm | | | 273mm | | | | | |
| Unit | Maximum starting current | | | A | 618 | 653 | | 917 | 964 | 1,020 | | 1,063 | 1,076 |
| | Nominal running current (RLA) | Cooling | | A | 375 | 416 | 461 | 506 | 555 | 614 | 671 | 717 | 764 |
| | Maximum running current | | | A | 509 | 552 | 596 | 660 | 719 | 788 | 858 | 911 | 964 |
| Power supply | Phase/Frequency/Voltage | | | Hz/V | 3~/50/400 | | | | | | | | |

# Air cooled screw inverter chiller, high efficiency, standard/low sound

- High efficiency with leader-of-class ESEER
- Inverter stepless single-screw compressor
- Highly efficient fans with patented blade profile for quiet operation
- Extensive option list (heat recovery option available)
- Wide operating range
- Low starting current
- Optimised for use with R-134a
- MicroTech III controller with superior control logic and easy interface

| **Cooling only** | | | | **EWAD-CZXS/XL** | **740** | **830** | **900** | **C10** | **C11** | **C12** | **C13** | **C14** | **C15** | **C16** | **C17** | **C18** |
|---|---|---|---|---|---|---|---|---|---|---|---|---|---|---|---|---|
| Cooling capacity | Nom. | | | kW | 734 | 828 | 898 | 1,033 | 1,090 | 1,232 | 1,303 | 1,444 | 1,538 | 1,616 | 1,701 | 1,795 |
| Power input | Cooling | Nom. | | kW | 239 | 269 | 309 | 343 | 380 | 404 | 447 | 494 | 538 | 564 | 596 | 619 |
| Capacity control | Method | | | | Stepless | | | | | | | | | | | |
| | Minimum capacity | | | % | 20.0 | | | | | | | | | | 13.0 | |
| EER | | | | | 3.07 | | 2.90 | 3.01 | 2.87 | 3.05 | 2.92 | 2.93 | 2.86 | | 2.85 | 2.90 |
| ESEER | | | | | 4.72 | 4.89 | 4.88 | 4.91 | 4.70 | | 4.51 | 4.73 | 4.83 | 4.59 | 4.62 | 4.61 |
| IPLV | | | | | 5.68 | 5.72 | 5.79 | 5.73 | 5.56 | 5.58 | 5.45 | 5.61 | 5.75 | 5.65 | 5.46 | 5.29 |
| Dimensions | Unit | Height | | mm | 2,540 | | | | | | | | | | | |
| | | Width | | mm | 2,285 | | | | | | | | | | | |
| | | Depth | | mm | 6,725 | 7,625 | | 8,525 | | 10,325 | | 11,625 | 12,525 | | 13,425 | 14,325 |
| Weight (XS) | Unit | | | kg | 6,000 | 6,620 | 6,870 | 7,440 | | 8,570 | 8,970 | 9,600 | 9,940 | 11,370 | 12,190 | 12,920 |
| | Operation weight | | | kg | 6,250 | 6,860 | 7,110 | 7,880 | | 8,960 | 9,360 | 9,980 | 10,320 | 12,220 | 13,040 | 13,790 |
| Weight (XL) | Unit | | | kg | 6,280 | 6,900 | 7,150 | 7,720 | | 8,850 | 9,250 | 9,880 | 10,220 | 11,790 | 12,610 | 13,340 |
| | Operation weight | | | kg | 6,530 | 7,140 | 7,390 | 8,160 | | 9,240 | 9,640 | 10,260 | 10,600 | 12,640 | 13,460 | 14,210 |
| Water heat exchanger | Type | | | | Single pass shell & tube | | | | | | | | | | | |
| | Water volume | | | l | 248 | 241 | | 441 | | 383 | | 374 | | 850 | | 871 |
| | Water flow rate | Cooling | Nom. | l/s | 35.2 | 39.7 | 43.0 | 49.5 | 52.3 | 59.0 | 62.4 | 69.2 | 73.7 | 77.4 | 81.5 | 86.0 |
| | Water pressure drop | Cooling | Nom. | kPa | 83 | 58 | 65 | 63 | 70 | 47 | 52 | 62 | 72 | 63 | 69 | 65 |
| Air heat exchanger | Type | | | | High efficiency fin and tube type with integral subcooler | | | | | | | | | | | |
| Compressor | Type | | | | Asymmetric single screw compressor | | | | | | | | | | | |
| | Quantity | | | | 2 | | | | | | | | | | 3 | |
| Fan | Type | | | | Direct propeller | | | | | | | | | | | |
| | Quantity | | | | 12 | 14 | | 16 | | 20 | | 22 | 24 | | 26 | 28 |
| | Air flow rate | Nom. | | l/s | 65,026 | 75,863 | | 86,701 | | 108,376 | | 119,214 | 130,051 | 129,455 | 140,143 | 151,130 |
| | Speed | | | rpm | 900 | | | | | | | | | | | |
| Sound power level (XS) | Cooling | Nom. | | dBA | 102 | 103 | | | | 104 | | | | 106 | | |
| Sound power level (XL) | Cooling | Nom. | | dBA | 99 | 100 | | | | 101 | | | | 103 | | |
| Sound pressure level (XS) | Cooling | Nom. | | dBA | 81 | | | | | | | | | 83 | | |
| Sound pressure level (XL) | Cooling | Nom. | | dBA | 78 | | | | | | | | | 80 | | |
| Operation range | Water side | Cooling | Min.~Max. | °CDB | -8~15 | | | | | | | | | | | |
| | Air side | Cooling | Min.~Max. | °CDB | -18~50 | | | | | | | | | | | |
| Refrigerant | Type / GWP | | | | R-134a / 1,430 | | | | | | | | | | | |
| | Circuits | Quantity | | | 2 | | | | | | | | | 3 | | |
| Refrigerant charge | Per circuit | | | kg | 73.0 | 81.0 | | 100.0 | | 125.0 | | | 140.0 | 106.7 | 113.3 | 116.7 |
| | Per circuit | | | $TCO_2Eq$ | 104.4 | 115.8 | | 143.0 | | 178.8 | | | 200.2 | 152.5 | 162.1 | 166.8 |
| Piping connections | Evaporator water inlet/outlet (OD) | | | | 168.3mm | | | 219.1mm | | | | | | 273mm | | |
| Unit | Maximum starting current | | | A | 374 | 416 | 447 | 496 | 534 | 585 | 620 | 703 | 765 | 840 | 890 | 940 |
| | Nominal running current (RLA) | Cooling | | A | 403 | 438 | 481 | 532 | 586 | 630 | 692 | 762 | 829 | 873 | 922 | 962 |
| | Maximum running current | | | A | 524 | 579 | 626 | 691 | 748 | 816 | 869 | 970 | 1,072 | 1,121 | 1,182 | 1,243 |
| Power supply | Phase/Frequency/Voltage | | | Hz/V | 3~/50/400 | | | | | | | | | | | |

# Air cooled screw inverter chiller, high efficiency, reduced sound




EWAD-CZXS/XL/XR

MicroTech III

| Cooling only | | | | EWAD-CZXR | 700 | 790 | 850 | 980 | C10 | C11 | C12 | C13 | C14 | C15 | C16 | C17 |
|---|---|---|---|---|---|---|---|---|---|---|---|---|---|---|---|---|
| Cooling capacity | Nom. | | | kW | 696 | 786 | 849 | 972 | 1,027 | 1,166 | 1,231 | 1,327 | 1,437 | 1,539 | 1,624 | 1,706 |
| Power input | Cooling | Nom. | | kW | 246 | 274 | 318 | 351 | 393 | 412 | 459 | 493 | 523 | 585 | 617 | 638 |
| Capacity control | Method | | | | Stepless | | | | | | | | | | | |
| | Minimum capacity | | | % | 20.0 | | | | | | | | | 13.0 | | |
| EER | | | | | 2.83 | 2.86 | 2.67 | 2.77 | 2.61 | 2.83 | 2.68 | 2.69 | 2.75 | 2.63 | | 2.67 |
| ESEER | | | | | 5.23 | 5.39 | 5.36 | 5.41 | 5.11 | 5.15 | 4.80 | 5.12 | 5.22 | 5.10 | 4.83 | 4.77 |
| IPLV | | | | | 6.14 | 6.32 | 6.37 | 6.34 | 6.05 | 5.96 | 5.67 | 6.03 | 6.21 | 6.17 | 5.89 | 5.85 |
| Dimensions | Unit | Height | | mm | 2,540 | | | | | | | | | | | |
| | | Width | | mm | 2,285 | | | | | | | | | | | |
| | | Depth | | mm | 6,725 | 7,625 | | 8,525 | | 10,325 | | 11,625 | 12,525 | | 13,425 | 14,325 |
| Weight | Unit | | | kg | 6,470 | 7,100 | 7,360 | 7,950 | | 9,120 | 9,530 | 10,180 | 10,530 | 12,150 | 12,990 | 13,740 |
| | Operation weight | | | kg | 6,720 | 7,340 | 7,600 | 8,390 | | 9,500 | 9,920 | 10,550 | 10,910 | 13,000 | 13,840 | 14,610 |
| Water heat exchanger | Type | | | | Single pass shell & tube | | | | | | | | | | | |
| | Water volume | | | l | 248 | 241 | | 441 | | 383 | | 374 | | 850 | | 871 |
| | Water flow rate | Cooling | Nom. | l/s | 33.4 | 37.6 | 40.7 | 46.6 | 49.2 | 55.8 | 58.9 | 63.6 | 68.8 | 73.7 | 77.8 | 81.7 |
| | Water pressure drop | Cooling | Nom. | kPa | 76 | 54 | 59 | 58 | 64 | 43 | 48 | 57 | 66 | 57 | 63 | 60 |
| Air heat exchanger | Type | | | | High efficiency fin and tube type with integral subcooler | | | | | | | | | | | |
| Compressor | Type | | | | Asymmetric single screw compressor | | | | | | | | | | | |
| | Quantity | | | | 2 | | | | | | | | | 3 | | |
| Fan | Type | | | | Direct propeller | | | | | | | | | | | |
| | Quantity | | | | 12 | 14 | | 16 | | 20 | | 22 | 24 | | 26 | 28 |
| | Air flow rate | Nom. | | l/s | 49,843 | 58,151 | | 66,458 | | 83,072 | | 91,380 | 99,687 | | 107,994 | 116,301 |
| | Speed | | | rpm | 700 | | | | | | | | | | | |
| Sound power level | Cooling | Nom. | | dBA | 95 | 96 | | | | 97 | | | | 99 | | |
| Sound pressure level | Cooling | Nom. | | dBA | 74 | | | | | | | | | 76 | | |
| Operation range | Water side | Cooling | Min.~Max. | °CDB | -8~15 | | | | | | | | | | | |
| | Air side | Cooling | Min.~Max. | °CDB | -18~50 | | | | | | | | | | | |
| Refrigerant | Type / GWP | | | | R-134a / 1,430 | | | | | | | | | | | |
| | Circuits | Quantity | | | 2 | | | | | | | | | 3 | | |
| Refrigerant charge | Per circuit | | | kg | 73.0 | 81.0 | | 100.0 | | 125.0 | | | 140.0 | 106.7 | 113.3 | 116.7 |
| | Per circuit | | | $TCO_2Eq$ | 104.4 | 115.8 | | 143.0 | | 178.8 | | | 200.2 | 152.5 | 162.1 | 166.8 |
| Piping connections | Evaporator water inlet/outlet (OD) | | | | 168.3mm | | | 219.1mm | | | | | | 273mm | | |
| Unit | Maximum starting current | | | A | 365 | 406 | 437 | 485 | 523 | 571 | 606 | 686 | 748 | 817 | 865 | 912 |
| | Nominal running current (RLA) | Cooling | | A | 412 | 445 | 493 | 544 | 605 | 641 | 709 | 782 | 851 | 903 | 951 | 989 |
| | Maximum running current | | | A | 507 | 560 | 607 | 668 | 725 | 788 | 841 | 940 | 1,038 | 1,088 | 1,146 | 1,204 |
| Power supply | Phase/Frequency/Voltage | | | Hz/V | 3~/50/400 | | | | | | | | | | | |

# Air cooled screw chiller with free cooling, high efficiency, standard/low sound

- Free cooling chiller for space cooling and industrial processes
- Stepless single-screw compressor
- Optimised for use with R-134a
- Greater energy savings and reduced $CO_2$ emissions during cold season
- Wide operating range
- MicroTech III controller with superior control logic and easy interface

| Cooling only | | | | EWAD-CFXS/XL | 640 | 770 | 850 | 900 | C10 | C11 | C12 | C13 | C14 | C15 | C16 |
|---|---|---|---|---|---|---|---|---|---|---|---|---|---|---|---|
| Cooling capacity | Nom. | | | kW | 640 (1) | 772 (1) | 852 (1) | 902 (1) | 1,027 (1) | 1,089 (1) | 1,269 (1) | 1,349 (1) | 1,435 (1) | 1,493 (1) | 1,555 (1) |
| Free cooling capacity | Nom. | | | kW | 415 (2) | 510 (2) | 583 (2) | 612 (2) | 701 (2) | 734 (2 | 902 (2) | 957 (2) | 963 (2) | 1,013 (2) | 1,039 (2) |
| Mechanical capacity | | | | kW | 225 (2) | 262 (2) | 269 (2) | 290 (2) | 325 (2) | 355 (2) | 366 (2) | 392 (2) | 472 (2) | 480 (2) | 517 (2) |
| Air temperature for free cooling 100% | | | | °C | -0.8 | -0.1 | 1.2 | 0.4 | 0.9 | 0.1 | 2.9 | 2.1 | 1.3 | 0.7 | 0.1 |
| Power input | Cooling | Nom. | | kW | 257 (1) / 53.7 (2) | 272 (1) / 62.0 (2) | 293 (1) / 64.7 (2) | 324 (1) / 69.8 (2) | 360 (1) / 75.7 (2) | 399 (1) / 83.4 (2) | 397 (1) / 86.4 (2) | 439 (1) / 92.8 (2) | 454 (1) / 101 (2) | 492 (1) / 109 (2) | 530 (1) / 115 (2) |
| Capacity control | Method | | | | Stepless | | | | | | | | | | |
| | Minimum capacity | | | % | 12.5 | | | | | | | | | | |
| EER | | | | | 2.49 (1) / 11.91 (2) | 2.84 (1) / 12.44 (2) | 2.90 (1) / 13.17 (2) | 2.78 (1) / 12.93 (2) | 2.85 (1) / 13.56 (2) | 2.73 (1) / 13.05 (2) | 3.19 (1) / 14.68 (2) | 3.08 (1) / 14.55 (2) | 3.16 (1) / 14.21 (2) | 3.04 (1) / 13.72 (2) | 2.93 (1) / 13.50 (2) |
| ESEER | | | | | 3.44 | 3.52 | 3.78 | 3.50 | 3.74 | 3.54 | 3.88 | 3.78 | 4.01 | 3.96 | 3.85 |
| IPLV | | | | | 3.86 | 4.03 | 4.10 | 4.05 | 4.00 | 3.95 | 4.36 | 4.25 | 4.36 | 4.35 | 4.26 |
| Dimensions | Unit | Height | | mm | 2,565 | | | | | | | | | | |
| | | Width | | mm | 2,480 | | | | | | | | | | |
| | | Depth | | mm | 6,300 | 7,200 | 8,100 | | 9,000 | | 10,800 | | | | |
| Weight (XS) | Unit | | | kg | 7,760 | 8,340 | 8,900 | | 10,160 | 10,420 | 11,900 | | 12,540 | 12,620 | 12,670 |
| | Operation weight | | | kg | 8,515 | 9,100 | 9,705 | | 11,169 | 11,429 | 13,276 | | 14,516 | 14,596 | 14,646 |
| Weight (XL) | Unit | | | kg | 8,050 | 8,620 | 9,190 | | 10,450 | 10,710 | 12,190 | | 12,830 | 12,910 | 12,960 |
| | Operation weight | | | kg | 8,795 | 9,390 | 9,995 | | 11,459 | 11,719 | 13,566 | | 14,806 | 14,886 | 14,936 |
| Water heat exchanger | Type | | | | Single pass shell & tube | | | | | | | | | | |
| | Water volume | | | l | 741 | 771 | 808 | | 1,012 | | 1,372 | | 1,965 | | |
| | Water flow rate | Cooling | Nom. | l/s | 27.8 (1) / 27.8 (2) | 33.5 (1) / 33.5 (2) | 37.0 (1) / 37.0 (2) | 39.2 (1) / 39.2 (2) | 44.6 (1) / 44.6 (2) | 47.3 (1) / 47.3 (2) | 55.1 (1) / 55.1 (2) | 58.6 (1) / 58.6 (2) | 62.4 (1) / 62.4 (2) | 64.9 (1) / 64.9 (2) | 67.6 (1) / 67.6 (2) |
| | Water pressure drop | Cooling | Nom. | kPa | 85 (1) / 128 (2) | 105 (1) / 172 (2) | 90 (1) / 178 (2) | 101 (1) / 198 (2) | 111 (1) / 245 (2) | 124 (1) / 272 (2) | 98 (1) / 232 (2) | 110 (1) / 259 (2) | 139 (1) / 305 (2) | 150 (1) / 328 (2) | 162 (1) / 354 (2) |
| Air heat exchanger | Type | | | | High efficiency fin and tube type with integral subcooler | | | | | | | | | | |
| Compressor | Type | | | | Asymmetric single screw compressor | | | | | | | | | | |
| | Quantity | | | | 2 | | | | | | | | | | |
| Fan | Type | | | | Direct propeller | | | | | | | | | | |
| | Quantity | | | | 10 | 12 | 14 | | 16 | | 20 | | | | |
| | Air flow rate | Nom. | | l/s | 50,368 | 60,441 | 70,515 | | 80,588 | | 95,253 | | | | |
| | Speed | | | rpm | 920 | | | | | | | | | | |
| Sound power level (XS) | Cooling | Nom. | | dBA | 100 | | 101 | | | 102 | | 103 | | | |
| Sound power level (XL) | Cooling | Nom. | | dBA | 96 | 97 | | | 98 | | 99 | | | | |
| Sound pressure level (XS) | Cooling | Nom. | | dBA | 79 | 80 | | | | 81 | 80 | | | | |
| Sound pressure level (XL) | Cooling | Nom. | | dBA | 76 | 77 | | | | | | | | | |
| Operation range | Water side | Cooling | Min.~Max. | °CDB | -8~15 | | | | | | | | | | |
| | Air side | Cooling | Min.~Max. | °CDB | -20~45 | | | | | | | | | | |
| Refrigerant | Type / GWP | | | | R-134a / 1,430 | | | | | | | | | | |
| | Circuits | Quantity | | | 2 | | | | | | | | | | |
| Refrigerant charge | Per circuit | | | kg | 64.0 | 73.0 | 81.0 | | 91.0 | | 107.0 | | 112.5 | 124.0 | |
| | Per circuit | | | $TCO_2Eq$ | 91.5 | 104.4 | 115.8 | | 130.1 | | 153.0 | | 160.9 | 177.3 | |
| Piping connections | Evaporator water inlet/outlet (OD) | | | | DN150PN16(168.3mm) | | | | DN200PN16(219.1mm) | | | | DN250PN16(273mm) | | |
| Unit | Maximum starting current | | | A | 605 | 619 | 658 | | 924 | 971 | 1,030 | | | 1,073 | 1,086 |
| | Nominal running current (RLA) | Cooling | | A | 404 | 430 | 467 | 515 | 568 | 628 | 636 | 701 | 720 | 773 | 825 |
| | Maximum running current | | | A | 476 | 510 | 561 | 605 | 672 | 731 | 811 | 875 | | 929 | 982 |
| Power supply | Phase/Frequency/Voltage | | | Hz/V | 3~/50/400 | | | | | | | | | | |

(1) Cooling: entering evaporator water temp. 16°C; leaving evaporator water temp. 10°C; ambient air temp. 35°C; full load operation. (2) Data is calculated at ambient air temperature 5°C, inlet water temperature 16°C.

# Air cooled screw chiller with free cooling, high efficiency, reduced sound




EWAD-CFXS/XL/XR

MicroTech III

| Cooling only | | | | EWAD-CFXR | 600 | 740 | 820 | 870 | 980 | C10 | C11 | C12 | C13 | C14 | C15 |
|---|---|---|---|---|---|---|---|---|---|---|---|---|---|---|---|
| Cooling capacity | Nom. | | | kW | 602 (1) | 739 (1) | 821 (1) | 866 (1) | 981 (1) | 1,034 (1) | 1,229 (1) | 1,302 (1) | 1,374 (1) | 1,424 (1) | 1,476 (1) |
| Free cooling capacity | Nom. | | | kW | 374 (2) | 468 (2) | 539 (2) | 562 (2) | 644 (2) | 670 (2) | 825 (2) | 866 (2) | 889 (2) | 909 (2) | 929 (2) |
| Mechanical capacity | | | | kW | 228 (2) | 271 (2) | 282 (2) | 304 (2) | 337 (2) | 364 (2) | 404 (2) | 435 (2) | 486 (2) | 515 (2) | 547 (2) |
| Air temperature for free cooling 100% | | | | °C | -2.3 | -1.9 | -0.6 | -1.5 | -0.9 | -1.7 | 0.7 | -0.2 | -1.1 | -1.6 | -2.3 |
| Power input | Cooling | Nom. | | kW | 263 (1) / 46.6 (2) | 278 (1) / 56.2 (2) | 299 (1) / 58.5 (2) | 334 (1) / 63.1 (2) | 368 (1) / 68.5 (2) | 412 (1) / 74.4 (2) | 403 (1) / 80.0 (2) | 450 (1) / 87.5 (2) | 466 (1) / 93.4 (2) | 511 (1) / 103 (2) | 556 (1) / 109 (2) |
| Capacity control | Method | | | | Stepless | | | | | | | | | | |
| | Minimum capacity | | | % | 12.5 | | | | | | | | | | |
| EER | | | | | 2.29 (1) / 12.91 (2) | 2.66 (1) / 13.17 (2) | 2.75 (1) / 14.04 (2) | 2.59 (1) / 13.71 (2) | 2.67 (1) / 14.33 (2) | 2.51 (1) / 13.89 (2) | 3.05 (1) / 15.36 (2) | 2.90 (1) / 14.87 (2) | 2.95 (1) / 14.7(2) | 2.79 (1) / 13.85 (2) | 2.66 (1) / 13.56 (2) |
| ESEER | | | | | 3.59 | 3.66 | 3.89 | 3.62 | 3.83 | 3.63 | 4.13 | 3.89 | 4.09 | 4.02 | 3.92 |
| IPLV | | | | | 4.09 | 4.15 | 4.16 | 4.20 | 4.10 | 4.08 | 4.42 | 4.37 | 4.42 | | 4.28 |
| Dimensions | Unit | Height | | mm | 2,565 | | | | | | | | | | |
| | | Width | | mm | 2,480 | | | | | | | | | | |
| | | Depth | | mm | 6,300 | 7,200 | 8,100 | | 9,000 | | 10,800 | | | | |
| Weight | Unit | | | kg | 8,050 | 8,620 | 9,190 | | 10,450 | 10,710 | 12,190 | | 12,830 | 12,910 | 12,960 |
| | Operation weight | | | kg | 8,795 | 9,390 | 9,995 | | 11,459 | 11,719 | 13,566 | | 14,806 | 14,886 | 14,936 |
| Water heat exchanger | Type | | | | Single pass shell & tube | | | | | | | | | | |
| | Water volume | | | l | 741 | 771 | 808 | | 1,012 | | 1,372 | | 1,965 | | |
| | Water flow rate | Cooling | Nom. | l/s | 26.2 (1) / 26.2 (2) | 32.1 (1) / 32.1 (2) | 35.7 (1) / 35.7 (2) | 37.6 (1) / 37.6 (2) | 42.6 (1) / 42.6 (2) | 44.9 (1) / 44.9 (2) | 53.4 (1) / 53.4 (2) | 56.6 (1) / 56.6 (2) | 59.7 (1) / 59.7 (2) | 61.9 (1) / 61.9 (2) | 64.1 (1) / 64.1 (2) |
| | Water pressure drop | Cooling | Nom. | kPa | 76 (1) / 115 (2) | 97 (1) / 159 (2) | 84 (1) / 167 (2) | 93 (1) / 184 (2) | 102 (1) / 225 (2) | 113 (1) / 248 (2) | 92 (1) / 219 (2) | 103 (1) / 243 (2) | 128 (1) / 282 (2) | 137 (1) / 301 (2) | 146 (1) / 321 (2) |
| Air heat exchanger | Type | | | | High efficiency fin and tube type with integral subcooler | | | | | | | | | | |
| Compressor | Type | | | | Asymm single screw | | | | | | | | | | |
| | Quantity | | | | 2 | | | | | | | | | | |
| Fan | Type | | | | Direct propeller | | | | | | | | | | |
| | Quantity | | | | 10 | 12 | 14 | | 16 | | 20 | | | | |
| | Air flow rate | Nom. | | l/s | 38,935 | 46,722 | 54,508 | | 62,295 | | 73,011 | | | | |
| | Speed | | | rpm | 715 | | | | | | | | | | |
| Sound power level | Cooling | Nom. | | dBA | 92 | | | | 94 | | | 95 | | | |
| Sound pressure level | Cooling | Nom. | | dBA | 71 | 72 | | | | 73 | 72 | | | 73 | |
| Operation range | Water side | Cooling | Min.~Max. | °CDB | -8~15 | | | | | | | | | | |
| | Air side | Cooling | Min.~Max. | °CDB | -20~45 | | | | | | | | | | |
| Refrigerant | Type / GWP | | | | R-134a / 1,430 | | | | | | | | | | |
| | Circuits | Quantity | | | 2 | | | | | | | | | | |
| Refrigerant charge | Per circuit | | | kg | 64.0 | 73.0 | 81.0 | | 91.0 | | 107.0 | | 112.5 | 124.0 | |
| | Per circuit | | | $TCO_2Eq$ | 91.5 | 104.4 | 115.8 | | 130.1 | | 153.0 | | 160.9 | 177.3 | |
| Piping connections | Evaporator water inlet/outlet (OD) | | | | DN150PN16(168.3mm) | | | | DN200PN16(219.1mm) | | | | DN250PN16(273mm) | | |
| Unit | Maximum starting current | | | A | 598 | 611 | 648 | | 912 | 960 | 1,016 | | | 1,059 | 1,072 |
| | Nominal running current (RLA) | Cooling | | A | 411 | 439 | 473 | 526 | 580 | 647 | 645 | 717 | 738 | 800 | 862 |
| | Maximum running current | | | A | 462 | 493 | 542 | 585 | 649 | 708 | 783 | 847 | | 901 | 954 |
| Power supply | Phase/Frequency/Voltage | | | Hz/V | 3~/50/400 | | | | | | | | | | |

(1) Cooling: entering evaporator water temp. 16°C; leaving evaporator water temp. 10°C; ambient air temp. 35°C; full load operation. (2) Data is calculated at ambient air temperature 5°C, inlet water temperature 16°C.

# Air cooled chiller with inverter driven screw compressor: EWAD-TZ (170-710 kW)




## Benefits for the installer

- Easy to install: The EWAD-TZ chiller is set, adjusted and tested in the factory
- Highly serviceable
- User-friendly smart controls which can be integrated easily with building management systems

## Benefits for the consultant

- Advanced compressor technology with in-built inverter and Variable Volume Ratio (VVR) and new chiller controller software
- Multiple options available, e.g. rapid restart, variable speed water pumps, smart energy meter, EC fans
- Ideal for both new and retrofit projects: same footprints of non-inverter unit with higher efficiencies and performance

## Benefits for the end user

- Rapid payback within 3 years of installation
- 50% reduction of energy consumption
- Designed for sound-sensitive environments

## Why choose EWAD-TZ?

With almost 10 years of experience, Daikin is pioneer in inverter applications for air cooled screw chillers. Hundreds and hundreds inverter driven single screw compressors are running on sites to satisfy clients' requests for efficiency to grant the lowest running costs.

EWAD-TZ chiller with the new Daikin compressor...

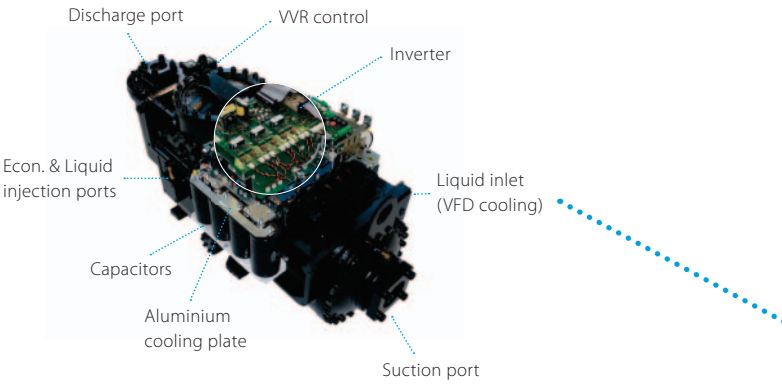


... is demonstrating that we will never stop developing the most advanced technology with highest quality level to offer the best chiller experience to our customers.

# Marketing tools

› Video
https://www.youtube.com/watch?v=QQCYajRWZFQ

› Mini-site
http://www.daikineurope.com/minisite/process-cooling-comfort-cooling-chiller-EWAD-TZ

› Selection software
http://extranet.daikineurope.com/en/software/downloads/default.jsp










## High efficiencies both at full load and part load: EER up to 3.57 and ESEER up to 5.73

› New Daikin compressor with in-built inverter and Variable Volume Ratio (VVR) for an optimized efficiency
› New in-house chiller controller software with dynamic condensing pressure management and innovative economizer control logic

## Rapid return on investment

› 3 years ROI compared to a non-inverter unit for comfort cooling application
› 1 year ROI for process cooling




## Perfect comfort level

› Infinitely variable load regulation
› Precise leaving water temperature control thanks to stepless regulation

## Compact design

› More compact heat exchanger with superior efficiencies
› Reduced electrical panel dimensions thanks to the inverter compressor mounted

## Lowest sound levels

› Down to 86 dB(A) sound power at full load and even lower at part load thanks to fans and compressors variable speed
› Quiet compressor thanks to special acoustic executions
› Unique Daikin fans design with reduced noise impact and vibrations

## Unrivaled and proven reliability

› Extensive testing in laboratories, Daikin factories and specific job sites
› Reduced energy demand without compromising on reliability and performance

## Extensive option list

› Rapid restart after power failure
› Variable speed water pumps
› Integrated smart energy meter
› EC fans

# Air cooled screw inverter chiller, standard efficiency, standard/reduced sound

- **Optimized energy efficiency both at full and part load conditions**
- Stepless single-screw compressor
- Optimised for use with R-134a
- Advanced compressor technology featuring **integrated inverter** and **variable volume ratio (VVR)**
- Compact design for small footprint and minimized installation space
- Low operating sound levels are achieved by the latest compressor and fan design
- One or two truly independent refrigerant circuits for outstanding reliability

| **Cooling only** | | | | **EWAD-TZSS/SR** | **170** | **205** | **235** | **270** | **320** | **365** | **370** | **415** | **465** | **500** | **540** | **590** | **640** | **710** |
|---|---|---|---|---|---|---|---|---|---|---|---|---|---|---|---|---|---|---|
| Cooling capacity | Nom. | | | kW | 170 | 205 | 229 | 268 | 317 | 365 | 366 | 412 | 463 | 499 | 536 | 589 | 640 | 710 |
| Power input | Cooling | Nom. | | kW | 62.2 | 72.5 | 79.1 | 96.0 | 116 | 133 | 134 | 145 | 164 | 178 | 190 | 217 | 235 | 267 |
| Capacity control | Method | | | | Stepless | | | | | | | | | | | | | |
| | Minimum capacity | | | % | 33.3 | 28.6 | 33.3 | 28.6 | 25.0 | 22.2 | 15.4 | 14.3 | 16.7 | 15.4 | 14.3 | 13.3 | 12.5 | 11.1 |
| EER | | | | | 2.73 | 2.83 | 2.90 | 2.79 | | 2.74 | | 2.85 | 2.83 | 2.80 | 2.82 | 2.72 | 2.73 | 2.66 |
| ESEER | | | | | 4.48 | 4.61 | 4.67 | 4.64 | 4.67 | 4.65 | 4.61 | 4.73 | 4.81 | 4.82 | 4.75 | 4.79 | 4.75 | 4.71 |
| IPLV | | | | | 5.33 | 5.44 | 5.90 | 5.68 | 5.69 | 5.67 | 5.73 | 5.86 | | 5.83 | 5.91 | 5.88 | 5.95 | 5.78 |
| Dimensions | Unit | Height | | mm | 2,270 | | | | | | 2,222 | | | | | | | |
| | | Width | | mm | 1,224 | | | | | | 2,258 | | | | | | | |
| | | Depth | | mm | 3,461 | 4,361 | | 5,261 | | 3,218 | | 4,117 | | | 5,015 | | | 5,917 |
| Weight (SS) | Unit | | | kg | 1,898 | 1,977 | 2,083 | 2,478 | 2,444 | 2,756 | 3,906 | 4,256 | 4,426 | 4,481 | 4,709 | 4,892 | 4,969 | 5,291 |
| | Operation weight | | | kg | 1,915 | 2,077 | 2,183 | 2,504 | 2,596 | 2,806 | 3,995 | 4,426 | 4,590 | 4,645 | 4,873 | 5,162 | 5,231 | 5,553 |
| Weight (SR) | Unit | | | kg | 1,996 | 2,075 | 2,181 | 2,576 | 2,541 | 2,854 | 4,101 | 4,452 | 4,621 | 4,676 | 4,904 | 5,087 | 5,164 | 5,486 |
| | Operation weight | | | kg | 2,013 | 2,174 | 2,280 | 2,602 | 2,693 | 2,903 | 4,190 | 4,622 | 4,785 | 4,840 | 5,068 | 5,357 | 5,426 | 5,748 |
| Water heat exchanger | Type | | | | Plate heat exchanger | | | | | | Single pass shell & tube | | | | | | | |
| | Water volume | | | l | 17 | 24 | | 26 | 39 | 50 | 89 | 170 | 164 | | 270 | 262 | | |
| | Water flow rate | Cooling | Nom. | l/s | 8.1 | 9.8 | 11.0 | 12.8 | 15.1 | 17.4 | 17.5 | 19.7 | 22.1 | 23.9 | 25.6 | 28.2 | 30.6 | 34.0 |
| | Water pressure drop | Cooling | Nom. | kPa | 25 | 24 | 29 | 33 | 26 | 27 | 36 | 50 | 33 | 37 | 43 | 36 | 47 | 57 |
| Air heat exchanger | Type | | | | High efficiency fin and tube type with integral subcooler | | | | | | | | | | | | | |
| Compressor | Type | | | | Inverter driven single screw compressor | | | | | | | | | | | | | |
| | Quantity | | | | 1 | | | | | | 2 | | | | | | | |
| Fan | Type | | | | Direct propeller | | | | | | | | | | | | | |
| | Quantity | | | | 3 | 4 | | 5 | | 6 | 8 | | | 10 | | | | 12 |
| | Air flow rate | Cooling | Nom. | l/s | 12,399 | 16,532 | 16,015 | 20,665 | 20,019 | 24,023 | 33,064 | | 32,030 | 41,330 | | 40,038 | | 48,046 |
| | Speed | Cooling | Nom. | rpm | 700 | | | | | | | | | | | | | |
| Sound power level (SS) | Cooling | Nom. | | dBA | 96 | 97 | 96 | 97 | 98 | 101 | 99 | 100 | 99 | | 100 | | 101 | 104 |
| Sound power level (SR) | Cooling | Nom. | | dBA | 89 | | | 90 | | 92 | | | | | | 93 | | 95 |
| Sound pressure level (SS) | Cooling | Nom. | | dBA | 77 | | | 78 | | 82 | 80 | | 79 | 80 | | | 81 | 84 |
| Sound pressure level (SR) | Cooling | Nom. | | dBA | 70 | | 69 | 70 | 71 | 73 | 72 | | | | | 73 | | 74 |
| Operation range | Water side | Cooling | Min.~Max. | °CDB | -8~15 | | | | | | | | | | | | | |
| | Air side | Cooling | Min.~Max. | °CDB | -18~47 | | | | | | | | | | | | | |
| Refrigerant | Type / GWP | | | | R-134a / 1,430 | | | | | | | | | | | | | |
| | Circuits | Quantity | | | 1 | | | | | | 2 | | | | | | | |
| Refrigerant charge | Per circuit | | | kg | 29.0 | 35.0 | 39.0 | 46.0 | 54.0 | 62.0 | 31.0 | 35.0 | 39.5 | 42.5 | 45.5 | 50.0 | 54.5 | 60.5 |
| | Per circuit | | | $TCO_2Eq$ | 41.5 | 50.1 | 55.8 | 65.8 | 77.2 | 88.7 | 44.3 | 50.1 | 56.5 | 60.8 | 65.1 | 71.5 | 77.9 | 86.5 |
| Piping connections | Evaporator water inlet/outlet (OD) | | | | 88.9mm | | | | | | 114.3mm | 139.7mm | | | | 168.3mm | | |
| Unit | Maximum starting current | | | A | 3 | | | | | | | | | | | | | |
| | Nominal running current (RLA) | Cooling | | A | 106 | 123 | 134 | 161 | 194 | 221 | 226 | 245 | 277 | 299 | 319 | 365 | 392 | 441 |
| | Maximum running current | | | A | 121 | 144 | 158 | 187 | 217 | 248 | 262 | 287 | 316 | 342 | 374 | 406 | 434 | 496 |
| Power supply | Phase/Frequency/Voltage | | | Hz/V | 3~/50/400 | | | | | | | | | | | | | |

# Air cooled screw inverter chiller, high efficiency, standard/reduced sound




EWAD-TZSS/SR/XS/XR MicroTech III

| Cooling only | | | | EWAD-TZXS/XR | 180 | 220 | 265 | 290 | 330 | 360 | 380 | 410 | 440 | 490 | 540 | 580 | 630 | 690 |
|---|---|---|---|---|---|---|---|---|---|---|---|---|---|---|---|---|---|---|
| Cooling capacity | Nom. | | | kW | 180 | 216 | 265 | 288 | 332 | 360 | 366 | 407 | 441 | 490 | 536 | 577 | 629 | 682 |
| Power input | Cooling | Nom. | | kW | 56.1 | 68.4 | 84.6 | 89.8 | 106 | 113 | 116 | 128 | 139 | 156 | 169 | 185 | 201 | 216 |
| Capacity control | Method | | | | Stepless | | | | | | | | | | | | | |
| | Minimum capacity | | | % | 33.3 | 28.6 | 30.8 | 28.6 | 25.0 | 23.5 | 16.7 | 15.4 | 14.3 | 16.7 | 15.4 | 14.3 | 13.3 | 12.5 |
| EER | | | | | 3.20 | 3.16 | 3.14 | 3.21 | 3.14 | 3.18 | 3.16 | 3.17 | | 3.15 | 3.17 | 3.12 | | 3.16 |
| ESEER | | | | | 5.02 | 5.09 | 5.10 | 5.16 | 5.23 | | 5.02 | 5.10 | 5.05 | 5.02 | 5.18 | 5.15 | 5.12 | |
| IPLV | | | | | 6.32 | 6.20 | 6.33 | 6.26 | 6.32 | 6.37 | 6.38 | 6.47 | 6.39 | 6.42 | 6.48 | 6.44 | 6.53 | 6.51 |
| Dimensions | Unit | Height | | mm | 2,270 | | | 2,222 | | | | | | | | | | |
| | | Width | | mm | 1,224 | | | 2,258 | | | | | | | | | | |
| | | Depth | | mm | 4,361 | 5,261 | | 3,218 | 4,117 | | | | 5,015 | | | 5,917 | | 6,817 |
| Weight (XS) | Unit | | | kg | 2,060 | 2,304 | 2,434 | 2,582 | 2,986 | 3,039 | 4,247 | 4,321 | 4,704 | 4,706 | 4,882 | 5,185 | 5,275 | 5,588 |
| | Operation weight | | | kg | 2,081 | 2,404 | 2,586 | 2,734 | 3,035 | 3,088 | 4,417 | 4,479 | 4,864 | | 5,152 | 5,455 | 5,537 | 5,843 |
| Weight (XR) | Unit | | | kg | 2,158 | 2,402 | 2,532 | 2,679 | 3,084 | 3,136 | 4,442 | 4,516 | 4,901 | | 5,077 | 5,381 | 5,471 | 5,783 |
| | Operation weight | | | kg | 2,178 | 2,502 | 2,684 | 2,831 | 3,133 | 3,186 | 4,612 | 4,674 | 5,059 | | 5,347 | 5,651 | 5,733 | 6,038 |
| Water heat exchanger | Type | | | | Plate heat exchanger | | | | | | Single pass shell & tube | | | | | | | |
| | Water volume | | | l | 20 | 24 | 39 | | 50 | | 170 | 158 | | | 270 | | 262 | 255 |
| | Water flow rate | Cooling | Nom. | l/s | 8.6 | 10.4 | 12.7 | 13.8 | 15.9 | 17.2 | 17.5 | 19.5 | 21.1 | 23.5 | 25.7 | 27.6 | 30.1 | 32.7 |
| | Water pressure drop | Cooling | Nom. | kPa | 24 | 25 | 19 | 22 | 23 | 26 | 40 | 41 | 48 | 56 | 30 | 34 | 44 | 57 |
| Air heat exchanger | Type | | | | High efficiency fin and tube type with integral subcooler | | | | | | | | | | | | | |
| Compressor | Type | | | | Inverter driven single screw compressor | | | | | | | | | | | | | |
| | Quantity | | | | 1 | | | | | | 2 | | | | | | | |
| Fan | Type | | | | Direct propeller | | | | | | | | | | | | | |
| | Quantity | | | | 4 | 5 | | 6 | 8 | | | | 10 | | | 12 | | 14 |
| | Air flow rate | Nom. | | l/s | 16,015 | 20,665 | 20,019 | 24,023 | 33,064 | 32,030 | 33,064 | 32,030 | 41,330 | | 40,038 | 49,597 | 48,046 | 56,053 |
| | Speed | Cooling | Nom. | rpm | 700 | | | | | | | | | | | | | |
| Sound power level (XS) | Cooling | Nom. | | dBA | 96 | 97 | 96 | 97 | 98 | 99 | | | 100 | 99 | | 100 | | 101 |
| Sound power level (XR) | Cooling | Nom. | | dBA | 89 | | | | 91 | 92 | | | | | | | 93 | 94 |
| Sound pressure level (XS) | Cooling | Nom. | | dBA | 77 | | | | 78 | 80 | 79 | 80 | | 79 | | | 80 | |
| Sound pressure level (XR) | Cooling | Nom. | | dBA | 69 | 70 | 69 | 70 | 71 | 72 | | | | | | | | 73 |
| Operation range | Water side | Cooling | Min.~Max. | °CDB | -8~15 | | | | | | | | | | | | | |
| | Air side | Cooling | Min.~Max. | °CDB | -18~49 | | | | | | | | | | | | | |
| Refrigerant | Type / GWP | | | | R-134a / 1,430 | | | | | | | | | | | | | |
| | Circuits | Quantity | | | 1 | | | | | | 2 | | | | | | | |
| Refrigerant charge | Per circuit | | | kg | 31.0 | 37.0 | 45.0 | 49.0 | 57.0 | 61.0 | 31.0 | 34.5 | 37.5 | 42.0 | 45.5 | 49.0 | 53.5 | 58.0 |
| | Per circuit | | | $TCO_2Eq$ | 44.3 | 52.9 | 64.4 | 70.1 | 81.5 | 87.2 | 44.3 | 49.3 | 53.6 | 60.1 | 65.1 | 70.1 | 76.5 | 82.9 |
| Piping connections | Evaporator water inlet/outlet (OD) | | | | 88.9mm | | | | | | 139.7mm | | | | 168.3mm | | | |
| Unit | Maximum starting current | | | A | 3 | | | | | | | | | | | | | |
| | Nominal running current (RLA) | Cooling | | A | 98 | 118 | 144 | 153 | 182 | 194 | 202 | 220 | 239 | 267 | 289 | 315 | 344 | 368 |
| | Maximum running current | | | A | 124 | 146 | 174 | 190 | 225 | 239 | 247 | 267 | 292 | 321 | 347 | 379 | 411 | 444 |
| Power supply | Phase/Frequency/Voltage | | | Hz/V | 3~/50/400 | | | | | | | | | | | | | |

# Air cooled screw inverter chiller, premium efficiency, standard/reduced sound

- **Premium energy efficiency both at full and part load conditions**
- Stepless single-screw compressor
- Optimised for use with R-134a
- Advanced compressor technology featuring **integrated inverter** and **variable volume ratio (VVR)**
- Compact design for small footprint and minimized installation space
- Low operating sound levels are achieved by the latest compressor and fan design
- One or two truly independent refrigerant circuits for outstanding reliability




EWAD-TZPS/PR MicroTech III

| Cooling only | | | | | EWAD-TZPS/PR | 190 | 225 | 250 | 270 | 295 | 320 | 345 | 380 | 415 | 460 | 505 | 560 | 600 | 645 |
|---|---|---|---|---|---|---|---|---|---|---|---|---|---|---|---|---|---|---|---|
| Cooling capacity | Nom. | | | | kW | 185 | 221 | 247 | 271 | 294 | 316 | 339 | 369 | 418 | 452 | 495 | 554 | 598 | 639 |
| Power input | Cooling | Nom. | | | kW | 52.7 | 64.9 | 69.2 | 77.4 | 85.1 | 94.4 | 102 | 110 | 123 | 134 | 146 | 168 | 183 | 200 |
| Capacity control | Method | | | | | Stepless | | | | | | | | | | | | | |
| | Minimum capacity | | | | % | 33.3 | 28.6 | 33.3 | 30.8 | 28.6 | 26.7 | 18.2 | 16.7 | 15.4 | 14.3 | 16.7 | 15.4 | 14.3 | 13.3 |
| EER | | | | | | 3.52 | 3.41 | 3.57 | 3.50 | 3.45 | 3.35 | 3.34 | 3.36 | 3.38 | 3.39 | 3.38 | 3.30 | 3.28 | 3.20 |
| ESEER | | | | | | 5.50 | 5.45 | 5.73 | 5.66 | 5.65 | 5.62 | 5.46 | 5.47 | 5.59 | 5.61 | 5.67 | | 5.62 | 5.53 |
| IPLV | | | | | | 6.95 | 6.70 | 7.22 | 7.04 | 7.08 | 6.81 | 6.87 | 7.03 | 7.05 | | 7.14 | 7.13 | 7.11 | 6.93 |
| Dimensions | Unit | Height | | | mm | 2,222 | | | | | | | | | | | | | |
| | | Width | | | mm | 2,258 | | | | | | | | | | | | | |
| | | Depth | | | mm | 3,218 | | 4,117 | | | | | 5,015 | | 5,917 | | | 6,817 | |
| Weight (PS) | Unit | | | | kg | 2,436 | 2,565 | 2,810 | 2,815 | 3,026 | 3,031 | 4,290 | 4,517 | 4,764 | 5,007 | 5,241 | 5,269 | 5,489 | 5,591 |
| | Operation weight | | | | kg | 2,536 | 2,591 | 2,962 | 2,967 | 3,076 | 3,080 | 4,460 | 4,687 | 5,034 | 5,277 | 5,511 | 5,524 | 5,744 | 5,838 |
| Weight (PR) | Unit | | | | kg | 2,533 | 2,662 | 2,908 | 2,913 | 3,124 | 3,128 | 4,485 | 4,712 | 4,960 | 5,203 | 5,436 | 5,465 | 5,685 | 5,786 |
| | Operation weight | | | | kg | 2,633 | 2,688 | 3,060 | 3,065 | 3,173 | 3,178 | 4,655 | 4,882 | 5,230 | 5,473 | 5,706 | 5,720 | 5,940 | 6,033 |
| Water heat exchanger | Type | | | | | Plate heat exchanger | | | | | | Single pass shell & tube | | | | | | | |
| | Water volume | | | | l | 24 | 26 | 39 | | 50 | | 170 | | 270 | | | 255 | | |
| | Water flow rate | Cooling | Nom. | | l/s | 8.9 | 10.6 | 11.8 | 13.0 | 14.0 | 15.1 | 16.2 | 17.7 | 20.0 | 21.6 | 23.7 | 26.5 | 28.7 | 30.6 |
| | Water pressure drop | Cooling | Nom. | | kPa | 20 | 23 | 18 | 20 | 18 | 21 | 34 | 41 | 30 | 35 | 26 | 39 | 44 | 50 |
| Air heat exchanger | Type | | | | | High efficiency fin and tube type with integral subcooler | | | | | | | | | | | | | |
| Compressor | Type | | | | | Inverter driven single screw compressor | | | | | | | | | | | | | |
| | Quantity | | | | | 1 | | | | | | 2 | | | | | | | |
| Fan | Type | | | | | Direct propeller | | | | | | | | | | | | | |
| | Quantity | | | | | 6 | | 8 | | | | 10 | | 12 | | | | 14 | |
| | Air flow rate | Cooling | Nom. | | l/s | 20,172 | 19,284 | 26,896 | | 25,712 | | 33,621 | 32,140 | 40,345 | | 38,568 | | 47,069 | 44,996 |
| | Speed | Cooling | Nom. | | rpm | 600 | | | | | | | | | | | | | |
| Sound power level (PS) | Cooling | Nom. | | | dBA | 96 | | | | 97 | | 99 | | | | | | 100 | |
| Sound power level (PR) | Cooling | Nom. | | | dBA | 87 | | | | | 88 | 89 | | 90 | | | | | |
| Sound pressure level (PS) | Cooling | Nom. | | | dBA | 77 | | 76 | | 77 | | 79 | | | | 78 | 79 | | |
| Sound pressure level (PR) | Cooling | Nom. | | | dBA | 67 | 68 | 67 | | 68 | | 69 | | | | | | | |
| Operation range | Water side | Cooling | Min.~Max. | | °CDB | -8~15 | | | | | | | | | | | | | |
| | Air side | Cooling | Min.~Max. | | °CDB | -18~51 | | | | | | | | | | | | | |
| Refrigerant | Type / GWP | | | | | R-134a / 1,430 | | | | | | | | | | | | | |
| | Circuits | Quantity | | | | 1 | | | | | | 2 | | | | | | | |
| Refrigerant charge | Per circuit | | | | kg | 32.0 | 38.0 | 42.0 | 46.0 | 50.0 | 54.0 | 29.0 | 31.5 | 35.5 | 38.5 | 42.0 | 47.0 | 51.0 | 54.5 |
| | Per circuit | | | | $TCO_2Eq$ | 45.8 | 54.3 | 60.1 | 65.8 | 71.5 | 77.2 | 41.5 | 45 | 50.8 | 55.1 | 60.1 | 67.2 | 72.9 | 77.9 |
| Piping connections | Evaporator water inlet/outlet (OD) | | | | | 88.9mm | | | | | | 139.7mm | | 168.3mm | | | | | |
| Unit | Maximum starting current | | | | A | 3 | | | | | | | | | | | | | |
| | Nominal running current (RLA) | Cooling | | | A | 88 | 107 | 115 | 127 | 139 | 156 | 170 | 182 | 204 | 219 | 242 | 274 | 295 | 327 |
| | Maximum running current | | | | A | 117 | 137 | 152 | 165 | 179 | 195 | 211 | 232 | 252 | 273 | 302 | 328 | 356 | 388 |
| Power supply | Phase/Frequency/Voltage | | | | Hz/V | 3~/50/400 | | | | | | | | | | | | | |



# Air cooled mini inverter heat pump

- Inverter technology to ensure low sound values and **leader-of-class ESEER**
- Wide operating range
- Easy 'plug and play' installation
- Single phase power supply and low starting currents make the unit **ideal for residential applications**
- Built-in hydronic module: no buffer tank required and a standard pump and main switch are included




EWYQ-ADVP

Digital controller

| Heating & Cooling | | | | | EWYQ-ADVP | EWYQ005ADVP | EWYQ006ADVP | EWYQ007ADVP |
|---|---|---|---|---|---|---|---|---|
| Cooling capacity | Nom. | | | | kW | 5.28 (1) | 6.08 (1) | 7.18 (1) |
| Heating capacity | Nom. | | | | kW | 6.02 (2) / 5.57 (3) | 6.72 (2) / 6.27 (3) | 8.18 (2) / 7.67 (3) |
| Power input | Cooling | Nom. | | | kW | 1.94 (1) | 2.40 (1) | 3.00 (1) |
| | Heating | Nom. | | | kW | 1.65 (2) / 2.02 (3) | 1.89 (2) / 2.29 (3) | 2.41 (2) / 2.88 (3) |
| Capacity control | Method | | | | | Inverter controlled | | |
| EER | | | | | | 2.72 (1) | 2.53 (1) | 2.39 (1) |
| COP | | | | | | 3.65 (2) / 2.76 (3) | 3.58 (2) / 2.74 (3) | 3.39 (2) / 2.66 (3) |
| Dimensions | Unit | Height | | | mm | 805 | | |
| | | Width | | | mm | 1,190 | | |
| | | Depth | | | mm | 360 | | |
| Weight | Unit | | | | kg | 100 | | |
| | Operation weight | | | | kg | 104 | | |
| Water heat exchanger | Type | | | | | Brazed plate | | |
| | Water flow rate | Cooling | Nom. | | l/min | 14.9 | 17.2 | 20.4 |
| | | Heating | Nom. | | l/min | 17.5 | 19.5 | 23.5 |
| Air heat exchanger | Type | | | | | Tube type | | |
| Hydraulic components | Expansion vessel | Volume | | | l | 6 | | |
| Compressor | Type | | | | | Hermetically sealed swing compressor | | |
| | Quantity | | | | | 1 | | |
| Fan | Type | | | | | Propeller fan | | |
| | Quantity | | | | | 1 | | |
| Sound power level | Cooling | Nom. | | | dBA | 62 | | 63 |
| Sound pressure level | Cooling | Nom. | | | dBA | 48 | | 50 |
| | Heating | Nom. | | | dBA | 48 | | 49 |
| Operation range | Water side | Cooling | Min.~Max. | | °CDB | 5~20 | | |
| | | Heating | Min.~Max. | | °CDB | 25~50 | | |
| | Air side | Cooling | Min.~Max. | | °CDB | 10~43 | | |
| | | Heating | Min.~Max. | | °CDB | -15~25 | | |
| Refrigerant | Type / GWP | | | | | R-410A / 2,087.5 | | |
| | Control | | | | | Inverter | | |
| | Circuits | Quantity | | | | 1 | | |
| Refrigerant charge | Per circuit | | | | kg | 1.7 | | |
| | Per circuit | | | | $TCO_2Eq$ | 3.5 | | |
| Water circuit | Piping connections diameter | | | | inch | 1" MBSP | | |
| Piping connections | Water heat exchanger drain | | | | | 5/16 SAE flare | | |
| Unit | Maximum running current | | | | A | 19 | | |
| Power supply | Phase/Frequency/Voltage | | | | Hz/V | 1~/50/230 | | |

(1) Tamb 35°C - LWE 7°C (DT=5°C) (2) DB/WB 7°C/6°C - LWC 35°C (DT=5°C) (3) DB/WB 7°C/6°C - LWC 45°C (Dt=5°C)

# Air cooled mini inverter heat pump

- Inverter technology to ensure low sound values and **leader-of-class ESEER**
- Wide operating range
- Built-in hydronic module: no buffer tank required and a standard pump and main switch are included
- Easy 'plug and play' installation
- Single phase power supply **for residential applications**, three phase power supply model available **for light commercial applications**




EWYQ-ACV3/ACW1



Digital controller

| Heating & Cooling | | | | EWYQ-ACV3/EWYQ-ACW1 | 009ACV3 | 010ACV3 | 011ACV3 | 009ACW1 | 011ACW1 | 013ACW1 |
|---|---|---|---|---|---|---|---|---|---|---|
| Cooling capacity | Nom. | | | kW | 12.2 (1) / 8.6 (2) | 13.6 (1) / 9.6 (2) | 15.7 (1) / 11.1 (2) | 12.9 (1) / 9.1 (2) | 15.7 (1) / 11.1 (2) | 17.0 (1) / 13.3 (2) |
| Heating capacity | Nom. | | | kW | 10.2 (1) / 9.9 (2) | 11.7 (1) / 11.4 (2) | 13.8 (1) / 12.9 (2) | 11.2 (1) / 10.9 (2) | 13.2 (1) / 12.4 (2) | 14.8 (1) / 13.9 (2) |
| Power input | Cooling | Nom. | | kW | 2.85 (1) / 2.83 (2) | 3.41 (1) / 3.28 (2) | 4.13 (1) / 3.90 (2) | 3.08 (1) / 3.05 (2) | 4.13 (1) / 3.90 (2) | 5.52 (1) / 5.18 (2) |
| | Heating | Nom. | | kW | 2.43 (1) / 2.99 (2) | 2.81 (1) / 3.46 (2) | 3.20 (1) / 3.94 (2) | 2.69 (1) / 3.31 (2) | 3.07 (1) / 3.78 (2) | 3.47 (1) / 4.27 (2) |
| Capacity control | Method | | | | Inverter controlled | | | | | |
| EER | | | | | 4.27 (1) / 3.05 (2) | 4.00 (1) / 2.93 (2) | 3.79 (1) / 2.85 (2) | 4.19 (1) / 2.99 (2) | 3.79 (1) / 2.85 (2) | 3.08 (1) / 2.57 (2) |
| ESEER | | | | | 4.31 | 4.30 | 4.33 | 4.43 | 4.44 | 4.36 |
| COP | | | | | 4.19 (1) / 3.30 (2) | 4.17 (1) / 3.29 (2) | 4.30 (1) / 3.27 (2) | 4.17 (1) / 3.28 (2) | 4.31 (1) / 3.27 (2) | 4.28 (1) / 3.25 (2) |
| Dimensions | Unit | Height | | mm | 1,435 | | | | | |
| | | Width | | mm | 1,418 | | | | | |
| | | Depth | | mm | 382 | | | | | |
| Weight | Unit | | | kg | 180 | | | | | |
| Water heat exchanger | Type | | | | Brazed plate | | | | | |
| | Quantity | | | | 1 | | | | | |
| | Water volume | | | l | 1.01 | | | | | |
| | Nominal water flow | Cooling | | l/min | 24.7 | 27.6 | 31.9 | 26.1 | 31.9 | 38.2 |
| | | Heating | | l/min | 28.3 | 32.6 | 36.9 | 31.2 | 35.5 | 39.8 |
| Air heat exchanger | Type | | | | Hi-XSS | | | | | |
| Hydraulic components | Expansion vessel | Volume | | l | 10 | | | | | |
| Compressor | Type | | | | Hermetically sealed scroll compressor | | | | | |
| | Quantity | | | | 1 | | | | | |
| Fan | Type | | | | Propeller fan | | | | | |
| | Quantity | | | | 2 | | | | | |
| | Air flow rate | Cooling | Nom. | $m^3$/min | 96 | 100 | 97 | - | | |
| | | Heating | Nom. | $m^3$/min | 90 | | | - | | |
| Fan motor | Speed | Cooling | Nom. | rpm | 780 | | | | | |
| | | Heating | Nom. | rpm | 760 | | | | | |
| | | Steps | | | 8 | | | | | |
| Sound power level | Cooling | Nom. | | dBA | 64 | | | | | 66 |
| | Heating | Nom. | | dBA | 64 | | | | | |
| Sound pressure level | Cooling | Nom. | | dBA | 51 | | | | | 52 |
| | Heating | Nom. | | dBA | 51 | | | | | |
| | Cooling | Night quiet mode | | dBA | 45 | | | | | 46 |
| | Heating | Night quiet mode | | dBA | 42 | | | | | 43 |
| Operation range | Water side | Cooling | Min.~Max. | °CDB | 5~22 | | | | | |
| | | Heating | Min.~Max. | °CDB | 25~50 | | | | | |
| | Air side | Cooling | Min.~Max. | °CDB | 10~46 | | | | | |
| | | Heating | Min.~Max. | °CDB | -15~35 | | | | | |
| Refrigerant | Type / GWP | | | | R-410A / 2,087.5 | | | | | |
| | Control | | | | Electronic expansion valve | | | | | |
| | Circuits | Quantity | | | 1 | | | | | |
| Refrigerant charge | Per circuit | | | kg | 2.95 | | | | | |
| | Per circuit | | | $TCO_2Eq$ | 6.2 | | | | | |
| Water circuit | Piping connections diameter | | | inch | G 5/4" (female) | | | | | |
| | Piping | | | inch | 5/4" | | | | | |
| Power supply | Phase/Frequency/Voltage | | | Hz/V | 1~/50/230 | | | 3N~/50/400 | | |

(1) Underfloor program: cooling Ta 35°C - LWE 18°C (Dt: 5°C); heating Ta DB/WB 7°C/6°C - LWC 35°C (Dt: 5°C) (2) Fan coil program: cooling Ta 35°C - LWE 7°C ( Dt: 5°C); heating Ta DB/WB 7°C/6°C - LWC 45°C ( Dt: 5°C )

# Air cooled scroll inverter heat pump

- High efficiency with **leader-of-class ESEER**
- Minimal starting currents and short payback times
- No buffertank required for standard applications
- **Large operation range** (ambient temperature up to 43°C)
- A modbus gateway (RTD-W) can be installed per unit in order allow the control and monitoring by a Daikin controller or a third-party BMS, which will increase further the efficiency of the system
- All systems that are connected with RTD-W can be controlled and **monitored centrally** with the master/slave control kit: the sequencing controller EKCC-W




EWYQ-BAWN/BAWP BRC21A52

| Heating & Cooling | | | | EWYQ-BAWN/BAWP | 016 | 021 | 025 | 032 | 040 | 050 | 064 |
|---|---|---|---|---|---|---|---|---|---|---|---|
| Cooling capacity | Nom. | | | kW | 17.4 (1) / 16.6 (2) | 21.7 (1) / 20.7 (2) | 25.8 (1) / 24.7 (2) | 32.3 (1) / 30.9 (2) | 43.4 (1) / 41.5 (2) | 51.8 (1) / 49.7 (2) | 64.5 (1) / 62.3 (2) |
| Heating capacity | Nom. | | | kW | 16.2 (1) / 17.0 (2) | 20.3 (1) / 21.3 (2) | 24.6 (1) / 25.7 (2) | 30.7 (1) / 32.1 (2) | 40.6 (1) / 42.5 (2) | 49.0 (1) / 51.1 (2) | 61.5 (1) / 63.7 (2) |
| Power input | Cooling | Nom. | | kW | 5.60 (1) / 5.80 (2) | 7.25 (1) / 7.59 (2) | 9.29 (1) / 9.74 (2) | 13.0 (1) / 13.5 (2) | 14.7 (1) / 15.4 (2) | 18.8 (1) / 19.7 (2) | 26.4 (1) / 27.4 (2) |
| | Heating | Nom. | | kW | 5.53 (1) / 5.73 (2) | 7.10 (1) / 7.44 (2) | 8.91 (1) / 9.36 (2) | 10.6 (1) / 11.1 (2) | 14.0 (1) / 14.7 (2) | 17.6 (1) / 18.5 (2) | 20.7 (1) / 21.7 (2) |
| Capacity control | Method | | | | Inverter controlled | | | | | | |
| | Minimum capacity | | | % | 25 | | | | | | |
| EER | | | | | 3.11 (1) / 2.86 (2) | 2.99 (1) / 2.73 (2) | 2.78 (1) / 2.54 (2) | 2.48 (1) / 2.29 (2) | 2.95 (1) / 2.69 (2) | 2.76 (1) / 2.52 (2) | 2.44 (1) / 2.27 (2) |
| ESEER | | | | | 4.33 (1) / 4.21 (2) | 4.08 (1) / 4.18 (2) | 3.85 (1) / 4.04 (2) | 3.39 (1) / 3.62 (2) | 4.19 (1) / 4.24 (2) | 3.96 (1) / 4.12 (2) | 3.64 (1) / 3.78 (2) |
| COP | | | | | 2.93 (1) / 2.97 (2) | 2.86 (1) / 2.86 (2) | 2.76 (1) / 2.75 (2) | 2.90 (1) / 2.89 (2) | 2.90 (1) / 2.89 (2) | 2.78 (1) / 2.76 (2) | 2.97 (1) / 2.94 (2) |
| Dimensions | Unit | Height | | mm | 1,684 | | | | | | |
| | | Width | | mm | 1,371 | | | 1,684 | 2,358 | | 2,980 |
| | | Depth | | mm | 774 | | | | 780 | | |
| Weight | Unit | | | kg | 264 | 317 | | 397 | 571 | | 730 |
| | Operation weight | | | kg | 267 | 320 | | 401 | 577 | | 738 |
| Water heat exchanger | Type | | | | Brazed plate | | | | | | |
| | Water volume | | | l | 1.9 | | | 2.9 | 3.8 | | 5.7 |
| | Water flow rate | Cooling | Nom. | l/min | 50 | 62 | 74 | 93 | 124 | 148 | 185 |
| | | Heating | Nom. | l/min | 46 | 58 | 71 | 88 | 116 | 140 | 176 |
| | Water pressure drop | Cooling | Total | kPa | 20 | 30 | 42 | 30 | | 42 | 30 |
| Air heat exchanger | Type | | | | Hi-XSS | | | | | | |
| Compressor | Type | | | | Hermetically sealed scroll compressor | | | | | | |
| | Quantity | | | | 1 | 2 | | 3 | 4 | | 6 |
| Fan | Type | | | | Axial | | | | | | |
| | Quantity | | | | 1 | | | 2 | | | 4 |
| | Air flow rate | Cooling | Nom. | $m^3$/min | 171 | 185 | | 233 | 370 | | 466 |
| | | Heating | Nom. | $m^3$/min | 171 | 185 | | 233 | 370 | | 466 |
| Sound power level | Cooling | Nom. | | dBA | 78 | | | 80 | 81 | | 83 |
| Operation range | Water side | Cooling | Min.~Max. | °CDB | 5~20 | | | | | | |
| | | Heating | Min.~Max. | °CDB | 25~50 | | | | | | |
| | Air side | Cooling | Min.~Max. | °CDB | -5~43 | | | | | | |
| | | Heating | Min.~Max. | °CDB | -15~35 | | | | | | |
| Refrigerant | Type / GWP | | | | R-410A / 2,087.5 | | | | | | |
| | Control | | | | Electronic expansion valve | | | | | | |
| | Circuits | Quantity | | | 1 | | | | | | |
| Refrigerant charge | Per circuit | | | kg | 7.6 | | | 9.6 | 15.2 | | 19.2 |
| | Per circuit | | | $TCO_2Eq$ | 15.9 | | | 20.0 | 31.7 | | 40.1 |
| Water circuit | Piping connections diameter | | | inch | 1-1/4" (female) | | | | 2" (female) | | |
| | Piping | | | inch | 1-1/4" | | | | 1-1/2" | | |
| Unit | Maximum starting current | | | A | 0 | 77.7 | 78.7 | 88.7 | 99.8 | 101.9 | 120.7 |
| | Maximum running current | | | A | 22.2 | 25.3 | 26.4 | 35.2 | 47.4 | 49.6 | 67.2 |
| Power supply | Phase/Frequency/Voltage | | | Hz/V | 3N~/50/400 | | | | | | |

(1) EWYQ-BAWN: Naked version (2) EWYQ-BAWP: Verison with pump

# Air cooled scroll inverter heat pump, split version

- **Hydronic module for indoor installation** eliminating the need for glycol
- **Ideal for colder climates** as the lack of glycol will allow for high efficiencies
- Compact dimensions and limited pipework allow for **installation in very restricted spaces**
- Easy transportation as separate units will fit in an elevator




SEHVX-AAW+SERHQ-AAW1 BRC21A52

| Heating & Cooling | | | | | SEHVX20AAW/ SERHQ020AAW1 | SEHVX32AAW/ SERHQ032AAW1 | SEHVX40AAW/ SERHQ020AAW1+SERHQ020AAW1 | SEHVX64AAW/ SERHQ032AAW1+SERHQ032AAW1 |
|---|---|---|---|---|---|---|---|---|
| Cooling capacity | Nom. | | | kW | 20.7 | 30.9 | 41.5 | 62.3 |
| | Max. | | | kW | 24.7 | 36.9 | 49.5 | 74.3 |
| Heating capacity | Nom. | | | kW | 21.3 (1) / 21.3 (2) | 32.1 (1) / 32.1 (2) | 42.5 (1) / 42.5 (2) | 63.7 (1) / 63.7 (2) |
| Power input | Cooling | Nom. | | kW | 7.59 | 13.5 | 15.4 | 27.4 |
| | Heating | Nom. | | kW | 6.12 (1) / 7.44 (2) | 8.72 (1) / 11.1 (2) | 12.0 (1) / 14.7 (2) | 16.9 (1) / 21.7 (2) |
| EER | | | | | 2.73 | 2.29 | 2.69 | 2.27 |
| COP | | | | | 3.48 (1) / 2.86 (2) | 3.68 (1) / 2.89 (2) | 3.54 (1) / 2.89 (2) | 3.77 (1) / 2.94 (2) |

| Unit for indoor installation | | | | SEHVX-AAW | SEHVX20AAW | SEHVX32AAW | SEHVX40AAW | SEHVX64AAW |
|---|---|---|---|---|---|---|---|---|
| Dimensions | Unit | Height | | mm | 1,573 | | | |
| | | Width | | mm | 766 | | | |
| | | Depth | | mm | 396 | | | |
| Weight | Unit | | | kg | 60 | 62 | 64 | 66 |
| | Packed unit | | | kg | 70 | 72 | 74 | 76 |
| Sound power level | Nom. | | | dBA | 63 | | 66 | |
| Operation range | Heating | Ambient | Min.~Max. | °C~°CDB | -15~35 | | | |
| | | Water side | Min.~Max. | °C | 25~50 | | | |
| | Indoor installation | Ambient | Min. | °CDB | 5 | | | |
| | | | Max. | °CDB | 35 | | | |
| | Cooling | Ambient | Min.~Max. | °CDB | -5~43 | | | |
| | | Water side | Min.~Max. | °C | 5~20 | | | |
| Refrigerant | Type / GWP | | | | R-410A / 2,087.5 | | | |
| | Circuits | Quantity | | | 1 | | | |
| | Control | | | | Electronic expansion valve | | | |
| Water circuit | Piping connections diameter | | | inch | G 1"1/4 (female) | | G 2" (female) | |
| | Piping | | | inch | 1-1/4" | | 1-1/2" | |
| | Water pressure drop | Cooling | Nom. | kPa | 176 | 151 | 231 | 141 |
| | | Heating | Nom. | kPa | 174 | 149 | 229 | 139 |
| | Total water volume | | | l | 3.2 | 4.2 | 5.8 | 7.7 |
| Water side Heat exchanger | Type | | | | Brazed plate | | | |
| | Water volume | | | l | 1.9 | 2.9 | 3.8 | 5.7 |
| | Water flow rate | Heating | Nom. | l/min | 61 | 92 | 122 | 183 |
| | | Cooling | Nom. | l/min | 59 | 89 | 119 | 179 |
| Current | Maximum running current | Cooling | | A | 5.54 | 5.64 | 7.24 | |
| | | Heating | | A | 5.54 | 5.64 | 7.24 | |
| Power supply | Phase/Frequency/Voltage | | | Hz/V | 3N~/50/400 | | | |

| Outdoor Unit | | | | SERHQ-AAW1 | SERHQ020AAW1 | SERHQ032AAW1 |
|---|---|---|---|---|---|---|
| Dimensions | Unit | Height | | mm | 1,680 | |
| | | Width | | mm | 930 | 1,240 |
| | | Depth | | mm | 765 | |
| Weight | Unit | | | kg | 240.00 | 316.00 |
| | Packed unit | | | kg | 273.00 | 355.95 |
| Compressor | Quantity | | | | 2 | 3 |
| | Type | | | | Hermetically sealed scroll compressor | |
| Fan | Type | | | | Propeller fan | |
| | Quantity | | | | 1 | 2 |
| | Air flow rate | Cooling | Nom. | $m^3$/min | 185 | 233 |
| | | Heating | Nom. | $m^3$/min | 185 | 233 |

(1) Heating Ta DB/WB 7/6°C - LWC 35°C (DT=5°C) (2) Heating Ta DB/WB 7/6°C - LWC 45°C

# Air cooled multi-scroll heat pump, high efficiency, standard/low sound

- **Class A efficiency in heating mode**
- Extended operation range: ambient temperatures from -10°C up to +46°C in cooling mode and down to -17°C in heating mode
- 2 truly independent refrigerant circuits
- Reduced footprint thanks to the **V-shaped frame** (EWYQ160-230F-XS/XL & EWYQ160-220F-XR)
- Reliable and efficient scroll compressors with **high EER values**
- Chiller series design entirely based on new European directives (EN14511, EN14825)
- Top serviceability level thanks to reduced weight, compact footprint and optimized components accessibility
- The unit can be equipped with a hydraulic module optimizing installation time, space and cost
- Wide range of available options and accessories
- Inverter fans management for enhanced part load efficiencies
- Nordic kit option to improve the chiller working conditions in heating mode
- MicroTech III controller with superior control logic and easy interface

| **Heating & Cooling** | | | | **EWYQ-F-XS/XL** | **160** | **190** | **210** | **230** | **310** | **340** | **380** | **400** | **430** | **510** | **570** | **630** |
|---|---|---|---|---|---|---|---|---|---|---|---|---|---|---|---|---|
| Cooling capacity | Nom. | | | kW | 164 | 184 | 205 | 231 | 304 | 335 | 376 | 401 | 427 | 502 | 565 | 624 |
| Heating capacity | Nom. | | | kW | 173 | 197 | 227 | 254 | 329 | 362 | 404 | 429 | 463 | 535 | 607 | 674 |
| Power input | Cooling | Nom. | | kW | 57.6 | 63.3 | 70.3 | 79.3 | 102 | 114 | 129 | 138 | 145 | 172 | 195 | 214 |
| | Heating | Nom. | | kW | 54.0 | 61.6 | 70.5 | 79.2 | 101 | 113 | 126 | 133 | 140 | 167 | 190 | 210 |
| Capacity control | Method | | | | Step | | | | | | | | | | | |
| | Minimum capacity | | | % | 25.0 | | | | | | | | | 17.0 | | |
| EER | | | | | 2.84 | 2.91 | 2.92 | | 2.99 | 2.93 | 2.91 | 2.90 | 2.94 | 2.92 | 2.90 | 2.91 |
| ESEER | | | | | 3.73 | 3.89 | 3.81 | 3.71 | 4.07 | 4.19 | 3.99 | 3.96 | 4.14 | 4.20 | 3.98 | 4.06 |
| COP | | | | | 3.20 | | 3.22 | 3.21 | 3.24 | 3.21 | | 3.23 | 3.30 | 3.21 | 3.20 | 3.21 |
| SCOP | | | | | 2.78 | 2.85 | 2.81 | 2.80 | 2.87 | 2.89 | | 2.84 | 2.90 | 2.83 | 2.82 | 2.84 |
| IPLV | | | | | 4.45 | 4.47 | 4.55 | 4.38 | 4.56 | 4.61 | 4.38 | 4.50 | 4.70 | 4.71 | 4.56 | 4.74 |
| Dimensions | Unit | Height | | mm | 2,270 | | | | 2,220 | | | | | | | |
| | | Width | | mm | 1,200 | | | | 2,258 | | | | | | | |
| | | Depth | | mm | 4,370 | | 5,270 | | 4,125 | | | 5,025 | | 5,925 | | 6,825 |
| Weight (XS) | Unit | | | kg | 1,430 | 1,850 | 2,300 | 2,350 | 2,900 | 2,910 | 2,920 | 3,730 | 3,750 | 4,250 | 4,280 | 4,670 |
| | Operation weight | | | kg | 1,470 | 1,890 | 2,340 | 2,390 | 2,980 | 2,990 | 3,000 | 3,840 | 3,850 | 4,370 | 4,400 | 4,780 |
| Weight (XL) | Unit | | | kg | 1,520 | 1,940 | 2,400 | 2,440 | 3,060 | 3,070 | 3,080 | 3,890 | 3,900 | 4,400 | 4,440 | 4,820 |
| | Operation weight | | | kg | 1,570 | 1,980 | 2,440 | 2,480 | 3,130 | 3,150 | 3,160 | 3,990 | 4,010 | 4,520 | 4,550 | 4,940 |
| Water heat exchanger | Type | | | | Plate heat exchanger | | | | | | | | | | | |
| | Water volume | | | l | 18 | | | | 44 | | | 60 | | 70 | | |
| | Water flow rate | Cooling | Nom. | l/s | 7.8 | 8.8 | 9.8 | 11.1 | 14.6 | 16.0 | 18.0 | 19.2 | 20.4 | 24.0 | 27.1 | 29.9 |
| | | Heating | Nom. | l/s | 8.3 | 9.5 | 10.9 | 12.2 | 15.9 | 17.5 | 19.5 | 20.7 | 22.3 | 25.8 | 29.3 | 32.5 |
| | Water pressure drop | Cooling | Nom. | kPa | 22 | 28 | 36 | 40 | 21 | 27 | 30 | 29 | 34 | 37 | 42 | 56 |
| | | Heating | Nom. | kPa | 25 | 32 | 43 | 50 | 25 | 31 | 37 | 33 | 40 | 43 | 50 | 66 |
| Air heat exchanger | Type | | | | High efficiency fin and tube type with integral subcooler | | | | | | | | | | | |
| Compressor | Type | | | | Scroll compressor | | | | | | | | | | | |
| | Quantity | | | | 4 | | | | | | | | | 6 | | |
| Fan | Type | | | | Direct propeller | | | | | | | | | | | |
| | Quantity | | | | 4 | | 5 | | 8 | | | 10 | | 12 | | 14 |
| | Air flow rate | Nom. | | l/s | 22,577 | 21,593 | 26,992 | | 43,187 | | | 55,213 | 53,983 | 64,780 | | 75,577 |
| | Speed | | | rpm | 900 | | | | | | | | | | | |
| Sound power level (XS) | Cooling | Nom. | | dBA | 92 | 94 | 95 | | 97 | | 98 | 99 | | | 100 | |
| Sound power level (XL) | Cooling | Nom. | | dBA | 89 | 92 | 93 | | 95 | | | 96 | | 97 | | 98 |
| Sound pressure level (XS) | Cooling | Nom. | | dBA | 72 | 74 | 75 | 76 | 77 | | 78 | | 79 | | | 80 |
| Sound pressure level (XL) | Cooling | Nom. | | dBA | 70 | 73 | | 74 | 75 | | | | 76 | 77 | | |
| Operation range | Water side | Cooling | Min.~Max. | °CDB | -13~15 | | | | | | | | | | | |
| | | Heating | Min.~Max. | °CDB | 25~50 | | | | | | | | | | | |
| | Air side | Cooling | Min.~Max. | °CDB | -10~46 | | | | | | | | | | | |
| | | Heating | Min.~Max. | °CDB | -17~20 | | | | | | | | | | | |
| Refrigerant | Type / GWP | | | | R-410A / 2,087.5 | | | | | | | | | | | |
| | Circuits | Quantity | | | 2 | | | | | | | | | | | |
| Refrigerant charge | Per circuit | | | kg | 16.0 | 20.0 | | 24.0 | 35.0 | 36.0 | 35.0 | 46.0 | | 55.0 | 52.5 | 68.0 |
| | Per circuit | | | $TCO_2Eq$ | 33.4 | 41.8 | | 50.1 | 73.1 | 75.2 | 73.1 | 96.0 | | 114.8 | 109.6 | 142.0 |
| Piping connections | Evaporator water inlet/outlet (OD) | | | | 2.5" | | | | 3" | | | | | | | |
| Unit | Maximum starting current | | | A | 282 | 536 | 353 | 560 | 600 | 516 | 637 | 659 | 666 | 648 | 787 | 827 |
| | Nominal running current (RLA) | Cooling | | A | 115 | 140 | 128 | 162 | 193 | 205 | 235 | 251 | 257 | 307 | 353 | 384 |
| | Maximum running current | | | A | 138 | 165 | 164 | 196 | 246 | 264 | 295 | 316 | 330 | 396 | 442 | 491 |
| Power supply | Phase/Frequency/Voltage | | | Hz/V | 3~/50/400 | | | | | | | | | | | |

# Air cooled multi-scroll heat pump, high efficiency, reduced sound



EWYQ-F-XS/XL/XR



MicroTech III

| Heating & Cooling | | | | EWYQ-F-XR | 160 | 180 | 200 | 220 | 300 | 330 | 360 | 390 | 420 | 490 | 550 | 610 |
|---|---|---|---|---|---|---|---|---|---|---|---|---|---|---|---|---|
| Cooling capacity | Nom. | | | kW | 158 | 178 | 199 | 223 | 296 | 326 | 363 | 389 | 415 | 487 | 546 | 606 |
| Heating capacity | Nom. | | | kW | 173 | 197 | 227 | 254 | 329 | 362 | 404 | 429 | 463 | 535 | 607 | 674 |
| Power input | Cooling | Nom. | | kW | 56.2 | 62.3 | 68.4 | 77.9 | 97.4 | 111 | 127 | 134 | 141 | 167 | 191 | 210 |
| | Heating | Nom. | | kW | 54.0 | 61.6 | 70.5 | 79.2 | 101 | 113 | 126 | 133 | 140 | 167 | 190 | 210 |
| Capacity control | Method | | | | Step | | | | | | | | | | | |
| | Minimum capacity | | | % | 25.0 | | | | | | | | | 17.0 | | |
| EER | | | | | 2.81 | 2.86 | 2.92 | 2.87 | 3.04 | 2.93 | 2.86 | 2.90 | 2.93 | 2.91 | 2.85 | 2.89 |
| ESEER | | | | | 4.33 | 4.39 | 4.38 | 4.19 | 4.63 | 4.68 | 4.37 | 4.44 | 4.60 | 4.83 | 4.50 | 4.62 |
| COP | | | | | 3.20 | | 3.22 | 3.21 | 3.24 | 3.21 | | 3.23 | 3.30 | 3.21 | 3.20 | 3.21 |
| SCOP | | | | | 2.78 | 2.85 | 2.81 | 2.80 | 2.87 | 2.89 | | 2.84 | 2.90 | 2.83 | 2.82 | 2.84 |
| IPLV | | | | | 5.11 | 5.18 | 5.22 | 4.96 | 5.25 | 5.35 | 4.97 | 5.08 | 5.25 | 5.54 | 5.13 | 5.36 |
| Dimensions | Unit | Height | | mm | 2,270 | | | | 2,220 | | | | | | | |
| | | Width | | mm | 1,200 | | | | 2,258 | | | | | | | |
| | | Depth | | mm | 4,370 | | 5,270 | | 4,125 | | | 5,025 | | 5,925 | | 6,825 |
| Weight | Unit | | | kg | 1,520 | 1,940 | 2,400 | 2,440 | 3,060 | 3,070 | 3,080 | 3,890 | 3,900 | 4,400 | 4,440 | 4,820 |
| | Operation weight | | | kg | 1,570 | 1,980 | 2,440 | 2,480 | 3,130 | 3,150 | 3,160 | 3,990 | 4,010 | 4,520 | 4,550 | 4,940 |
| Water heat exchanger | Type | | | | Plate heat exchanger | | | | | | | | | | | |
| | Water volume | | | l | 18 | | | | 44 | | | 60 | | 70 | | |
| | Water flow rate | Cooling | Nom. | l/s | 7.5 | 8.5 | 9.6 | 10.7 | 14.2 | 15.6 | 17.4 | 18.6 | 19.8 | 23.3 | 26.1 | 29.0 |
| | | Heating | Nom. | l/s | 8.3 | 9.5 | 10.9 | 12.2 | 15.9 | 17.5 | 19.5 | 20.7 | 22.3 | 25.8 | 29.3 | 32.5 |
| | Water pressure drop | Cooling | Nom. | kPa | 20 | 26 | 34 | 38 | 20 | 25 | 28 | 27 | 32 | 35 | 39 | 53 |
| | | Heating | Nom. | kPa | 25 | 32 | 43 | 50 | 25 | 31 | 37 | 33 | 40 | 43 | 50 | 66 |
| Air heat exchanger | Type | | | | High efficiency fin and tube type with integral subcooler | | | | | | | | | | | |
| Compressor | Type | | | | Scroll compressor | | | | | | | | | | | |
| | Quantity | | | | 4 | | | | | | | | | 6 | | |
| Fan | Type | | | | Direct propeller | | | | | | | | | | | |
| | Quantity | | | | 4 | | 5 | | 8 | | | 10 | | 12 | | 14 |
| | Air flow rate | Nom. | | l/s | 17,380 | 16,564 | 20,706 | | 33,129 | | | 42,431 | 41,411 | 49,693 | | 57,975 |
| | Speed | | | rpm | 700 | | | | | | | | | | | |
| Sound power level | Cooling | Nom. | | dBA | 83 | 84 | 86 | | 88 | | 89 | 90 | | 92 | | |
| Sound pressure level | Cooling | Nom. | | dBA | 64 | 65 | 66 | 67 | 69 | | | 70 | | 71 | | |
| Operation range | Water side | Cooling | Min.~Max. | °CDB | -13~15 | | | | | | | | | | | |
| | | Heating | Min.~Max. | °CDB | 25~50 | | | | | | | | | | | |
| | Air side | Cooling | Min.~Max. | °CDB | -10~46 | | | | | | | | | | | |
| | | Heating | Min.~Max. | °CDB | -17~20 | | | | | | | | | | | |
| Refrigerant | Type / GWP | | | | R-410A / 2,087.5 | | | | | | | | | | | |
| | Circuits | Quantity | | | 2 | | | | | | | | | | | |
| Refrigerant charge | Per circuit | | | kg | 16.0 | 18.0 | 20.0 | 24.0 | 35.0 | 36.0 | 35.0 | 46.0 | | 55.0 | | 68.0 |
| | Per circuit | | | $TCO_2Eq$ | 33.4 | 37.6 | 41.8 | 50.1 | 73.1 | 75.2 | 73.1 | 96.0 | | 114.8 | | 142.0 |
| Piping connections | Evaporator water inlet/outlet (OD) | | | | 2.5" | | | | 3" | | | | | | | |
| Unit | Maximum starting current | | | A | 276 | 530 | 346 | 553 | 589 | 505 | 626 | 645 | 652 | 631 | 770 | 807 |
| | Nominal running current (RLA) | Cooling | | A | 114 | 138 | 126 | 160 | 187 | 201 | 232 | 245 | 252 | 301 | 350 | 379 |
| | Maximum running current | | | A | 133 | 160 | 157 | 189 | 235 | 253 | 283 | 302 | 316 | 379 | 425 | 471 |
| Power supply | Phase/Frequency/Voltage | | | Hz/V | 3~/50/400 | | | | | | | | | | | |

# Air cooled multi-scroll inverter heat pump, high efficiency, standard sound

- High efficiency **DC inverter scroll** compressors
- Advanced compressor and fan design resulting in low operating sound levels
- Dual independent refrigerant circuit for built-in redundancy and reliable operation
- Reduced footprint thanks to the **V-shaped frame** (EWYQ190GZXS/XR)
- Wide operating range in both heating and cooling mode
- MicroTech III controller with superior control logic and easy interface

| Heating & Cooling | | | | EWYQ-GZXS | 190 | 260 | 310 | 330 | 380 |
|---|---|---|---|---|---|---|---|---|---|
| Cooling capacity | Nom. | | | kW | 193 | 261 | 310 | 327 | 380 |
| Heating capacity | Nom. | | | kW | 182 | 246 | 289 | 314 | 362 |
| Power input | Cooling | Nom. | | kW | 72.2 | 93.8 | 122 | 116 | 143 |
| | Heating | Nom. | | kW | 70.5 | 93.1 | 115 | 119 | 142 |
| Capacity control | Method | | | | Stepless | | | | |
| | Minimum capacity | | | % | 14.4 | 14.3 | 14.9 | 14.3 | 14.8 |
| EER | | | | | 2.67 | 2.78 | 2.55 | 2.81 | 2.65 |
| ESEER | | | | | 4.74 | 4.77 | 4.86 | 4.71 | 4.69 |
| COP | | | | | 2.57 | 2.65 | 2.52 | 2.63 | 2.56 |
| SCOP | | | | | 2.62 | 2.59 | 2.57 | 2.68 | 2.65 |
| IPLV | | | | | 5.03 | 5.18 | 5.29 | 5.10 | 5.14 |
| Dimensions | Unit | Height | | mm | 2,270 | 2,223 | | | |
| | | Width | | mm | 1,290 | 2,234 | | | |
| | | Depth | | mm | 4,450 | 3,560 | | 4,460 | |
| Weight | Unit | | | kg | 1,650 | 2,200 | 2,250 | 2,500 | 2,600 |
| | Operation weight | | | kg | 1,727 | 2,333 | 2,397 | 2,675 | 2,788 |
| Water heat exchanger | Type | | | | Plate heat exchanger | | | | |
| | Water volume | | | l | 29 | 61 | 75 | 79 | 92 |
| | Water flow rate | Cooling | Nom. | l/s | 9.2 | 12.5 | 14.8 | 15.6 | 18.1 |
| | | Heating | Nom. | l/s | 8.8 | 11.9 | 14.0 | 15.2 | 17.5 |
| | Water pressure drop | Cooling | Nom. | kPa | 26 | 14 | 15 | 16 | 18 |
| | | Heating | Nom. | kPa | 22 | 11 | 13 | 14 | 18 |
| Air heat exchanger | Type | | | | High efficiency fin and tube type with integral subcooler | | | | |
| Compressor | Type | | | | DC Inverter Scroll | | | | |
| | Quantity | | | | 6 | 8 | 10 | | 12 |
| Fan | Type | | | | Direct propeller | | | | |
| | Quantity | | | | 4 | 6 | | 8 | |
| | Air flow rate | Nom. | | l/s | 17,473 | 26,209 | | 34,946 | |
| | Speed | | | rpm | 920 | | | | |
| Sound power level | Cooling | Nom. | | dBA | 93 | 94 | | 96 | |
| Sound pressure level | Cooling | Nom. | | dBA | 76 | 78 | | | 79 |
| Operation range | Water side | Cooling | Min.~Max. | °CDB | -8~20 | | | | |
| | | Heating | Min.~Max. | °CDB | 25~50 | | | | |
| | Air side | Cooling | Min.~Max. | °CDB | -18~43 | | | | |
| | | Heating | Min.~Max. | °CDB | -10~20 | | | | |
| Refrigerant | Type / GWP | | | | R-410A / 2,087.5 | | | | |
| | Circuits | Quantity | | | 1 | 2 | | | |
| Refrigerant charge | Per circuit | | | kg | 48.0 | 36.0 | | 48.0 | |
| | Per circuit | | | $TCO_2Eq$ | 100.2 | 75.2 | | 100.2 | |
| Piping connections | Evaporator water inlet/outlet (OD) | | | | 2.5" | 4.5" | | | |
| Unit | Maximum starting current | | | A | 2 | | | | |
| | Nominal running current (RLA) | Cooling | | A | 114 | 155 | 195 | 188 | 226 |
| | Maximum running current | | | A | 155 | 236 | 281 | 286 | 309 |
| Power supply | Phase/Frequency/Voltage | | | Hz/V | 3~/50/400 | | | | |

# Air cooled multi-scroll inverter heat pump, high efficiency, reduced sound




EWYQ-GZXS/XR MicroTech III

| Heating & Cooling | | | | EWYQ-GZXR | 190 | 260 | 300 | 320 | 370 |
|---|---|---|---|---|---|---|---|---|---|
| Cooling capacity | Nom. | | | kW | 188 | 256 | 302 | 321 | 371 |
| Heating capacity | Nom. | | | kW | 182 | 246 | 289 | 314 | 362 |
| Power input | Cooling | Nom. | | kW | 73.0 | 94.5 | 124 | 117 | 145 |
| | Heating | Nom. | | kW | 70.5 | 93.1 | 115 | 119 | 142 |
| Capacity control | Method | | | | Stepless | | | | |
| | Minimum capacity | | | % | 14.4 | 14.3 | 14.9 | 14.3 | 14.8 |
| EER | | | | | 2.58 | 2.71 | 2.44 | 2.75 | 2.56 |
| ESEER | | | | | 4.77 | 4.83 | 4.99 | 5.00 | 4.98 |
| COP | | | | | 2.57 | 2.65 | 2.52 | 2.63 | 2.56 |
| SCOP | | | | | 2.62 | 2.59 | 2.57 | 2.68 | 2.65 |
| IPLV | | | | | 5.09 | 5.18 | | 5.20 | 5.18 |
| Dimensions | Unit | Height | | mm | 2,270 | 2,223 | | | |
| | | Width | | mm | 1,290 | 2,234 | | | 2,241 |
| | | Depth | | mm | 4,450 | 3,560 | | 4,460 | |
| Weight | Unit | | | kg | 1,668 | 2,224 | 2,280 | 2,530 | 2,636 |
| | Operation weight | | | kg | 1,795 | 2,457 | 2,527 | 2,805 | 2,924 |
| Water heat exchanger | Type | | | | Plate heat exchanger | | | | |
| | Water volume | | | l | 29 | 61 | 75 | 79 | 92 |
| | Water flow rate | Cooling | Nom. | l/s | 9.0 | 12.2 | 14.5 | 15.3 | 17.7 |
| | | Heating | Nom. | l/s | 8.8 | 11.9 | 14.0 | 15.2 | 17.5 |
| | Water pressure drop | Cooling | Nom. | kPa | 25 | 13 | 14 | 15 | 17 |
| | | Heating | Nom. | kPa | 22 | 11 | 13 | 14 | 18 |
| Air heat exchanger | Type | | | | High efficiency fin and tube type with integral subcooler | | | | |
| Compressor | Type | | | | DC Inverter Scroll | | | | |
| | Quantity | | | | 6 | 8 | 10 | | 12 |
| Fan | Type | | | | Direct propeller | | | | |
| | Quantity | | | | 4 | 6 | | 8 | |
| | Air flow rate | Nom. | | l/s | 15,131 | 22,697 | | 30,263 | |
| | Speed | | | rpm | 715 | | | | |
| Sound power level | Cooling | Nom. | | dBA | 89 | 91 | | 92 | |
| Sound pressure level | Cooling | Nom. | | dBA | 72 | 74 | | 75 | |
| Operation range | Water side | Cooling | Min.~Max. | °CDB | -8~20 | | | | |
| | | Heating | Min.~Max. | °CDB | 25~50 | | | | |
| | Air side | Cooling | Min.~Max. | °CDB | -18~43 | | | | |
| | | Heating | Min.~Max. | °CDB | -10~20 | | | | |
| Refrigerant | Type / GWP | | | | R-410A / 2,087.5 | | | | |
| | Circuits | Quantity | | | 1 | 2 | | | |
| Refrigerant charge | Per circuit | | | kg | 48.0 | 36.0 | | 46.0 | 48.0 |
| | Per circuit | | | $TCO_2Eq$ | 100.2 | 75.2 | | 96.0 | 100.2 |
| Piping connections | Evaporator water inlet/outlet (OD) | | | | 2.5" | 4.5" | | | |
| Unit | Maximum starting current | | | A | 2 | | | | |
| | Nominal running current (RLA) | Cooling | | A | 115 | 157 | 199 | 190 | 230 |
| | Maximum running current | | | A | 153 | 234 | 279 | 283 | 306 |
| Power supply | Phase/Frequency/Voltage | | | Hz/V | 3~/50/400 | | | | |

# Air cooled screw inverter heat pump, standard efficiency, standard sound

- Optimised for use with R-134a
- Ideal solution **for commercial comfort cooling and/or heating applications**
- Standard electronic expansion valve
- DX shell and tube evaporator – one pass refrigerant side to minimize pressure drops
- Low starting current
- Optimised defrost cycles
- Optimum ESEER values
- Partial and total heat recovery option available
- PID microprocessor control
- Power factor up to 0.95
- 2-3 truly independent refrigerant circuits

| **Heating & Cooling** | | | | **EWYD-BZSS** | **250** | **270** | **290** | **320** | **340** | **370** | **380** | **410** | **440** | **460** | **510** | **520** | **580** |
|---|---|---|---|---|---|---|---|---|---|---|---|---|---|---|---|---|---|
| Cooling capacity | Nom. | | | kW | 253 | 272 | 291 | 323 | 337 | 363 | 380 | 411 | 433 | 455 | 502 | 519 | 580 |
| Heating capacity | Nom. | | | kW | 271 | 298 | 325 | 334 | 350 | 380 | 412 | 445 | 465 | 477 | 533 | 561 | 618 |
| Power input | Cooling | Nom. | | kW | 91.3 | 101 | 110 | 117 | 125 | 135 | 144 | 154 | 165 | 163 | 182 | 189 | 218 |
| | Heating | Nom. | | kW | 91.4 | 100 | 108 | 118 | 126 | 133 | 143 | 157 | 167 | 165 | 178 | 186 | 208 |
| Capacity control | Method | | | | Stepless | | | | | | | | | | | | |
| | Minimum capacity | | | % | 13.0 | | | | | | | | | 9.0 | | | |
| EER | | | | | 2.77 | 2.70 | 2.65 | 2.75 | 2.69 | 2.68 | 2.63 | 2.66 | 2.62 | 2.79 | 2.76 | 2.74 | 2.67 |
| ESEER | | | | | 3.93 | 3.92 | 3.89 | 3.95 | 3.89 | 3.90 | 3.82 | 3.91 | 3.89 | 4.18 | 4.01 | | 3.93 |
| COP | | | | | 2.96 | 2.97 | 3.00 | 2.82 | 2.78 | 2.85 | 2.88 | 2.83 | 2.79 | 2.88 | 2.99 | 3.01 | 2.97 |
| IPLV | | | | | 4.58 | 4.62 | | 4.75 | 4.64 | 4.71 | 4.67 | 4.73 | 4.69 | 4.85 | 4.89 | 4.85 | 4.78 |
| Dimensions | Unit | Height | | mm | 2,335 | | | | | | | | | 2,280 | | | |
| | | Width | | mm | 2,254 | | | | | | | | | | | | |
| | | Depth | | mm | 3,547 | | | 4,428 | | | | 5,329 | | 6,659 | | | |
| Weight | Unit | | | kg | 3,410 | 3,455 | 3,500 | 3,870 | | 3,940 | 4,010 | 4,390 | | 5,015 | 5,495 | 5,735 | |
| | Operation weight | | | kg | 3,550 | 3,595 | 3,640 | 4,010 | | 4,068 | 4,138 | 4,518 | | 5,255 | 5,724 | 5,964 | 5,953 |
| Water heat exchanger | Type | | | | Single pass shell & tube | | | | | | | | | | | | |
| | Water volume | | | l | 138 | | | 133 | | 128 | | | | 240 | 229 | | 218 |
| | Water flow rate | Cooling | Nom. | l/s | 12.1 | 13.0 | 13.9 | 15.5 | 16.2 | 17.4 | 18.2 | 19.7 | 20.8 | 21.8 | 24.1 | 24.9 | 27.8 |
| | | Heating | Nom. | l/s | 13.1 | 14.4 | 15.7 | 16.1 | 16.9 | 18.3 | 19.8 | 21.4 | 22.4 | 23.0 | 25.6 | 27.0 | 29.7 |
| | Water pressure drop | Cooling | Nom. | kPa | 40 | 46 | 44 | 50 | 55 | 60 | 65 | 74 | 80 | 47 | 85 | 91 | 61 |
| | | Heating | Nom. | kPa | 30 | 35 | 52 | 37 | 40 | 45 | 51 | 59 | 64 | 42 | 63 | 69 | 59 |
| Air heat exchanger | Type | | | | High efficiency fin and tube type with integral subcooler | | | | | | | | | | | | |
| Compressor | Type | | | | Single screw compressor | | | | | | | | | | | | |
| | Quantity | | | | 2 | | | | | | | | | 3 | | | |
| Fan | Type | | | | Direct propeller | | | | | | | | | | | | |
| | Quantity | | | | 6 | | | 8 | | | | 10 | | 12 | | | |
| | Air flow rate | Nom. | | l/s | 31,729 | 31,422 | 31,115 | 42,306 | | 42,337 | 41,487 | 52,882 | | 63,458 | 62,640 | 61,652 | 62,231 |
| | Speed | | | rpm | 900 | | | | | | | | | | | | |
| Sound power level | Cooling | Nom. | | dBA | 101 | | | | | | | 102 | | 104 | | | |
| Sound pressure level | Cooling | Nom. | | dBA | 82 | | | | | | | 83 | | 84 | | | |
| Operation range | Water side | Cooling | Min.~Max. | °CDB | -8~15 | | | | | | | | | | | | |
| | | Heating | Min.~Max. | °CDB | 35~55 | | | | | | | | | | | | |
| | Air side | Cooling | Min.~Max. | °CDB | -10~45 | | | | | | | | | | | | |
| | | Heating | Min.~Max. | °CDB | -10~20 | | | | | | | | | | | | |
| Refrigerant | Type / GWP | | | | R-134a / 1,430 | | | | | | | | | | | | |
| | Circuits | Quantity | | | 2 | | | | | | | | | 3 | | | |
| Refrigerant charge | Per circuit | | | kg | 43.0 | 44.0 | 43.0 | 46.0 | | 46.5 | 47.0 | 50.0 | | 47.0 | | | 49.0 |
| | Per circuit | | | $TCO_2Eq$ | 61.5 | 62.9 | 61.5 | 65.8 | | 66.5 | 67.2 | 71.5 | | 67.2 | | | 70.1 |
| Piping connections | Evaporator water inlet/outlet (OD) | | | | 139.7mm | | | | | | | | | 219.1mm | | | |
| Unit | Maximum starting current | | | A | 150 | | | 181 | | 204 | | 224 | 238 | 245 | 300 | 323 | |
| | Nominal running current (RLA) | Cooling | | A | 137 | 150 | 164 | 176 | 188 | 202 | 214 | 229 | 244 | 246 | 270 | 281 | 322 |
| | Maximum running current | | | A | 211 | | 212 | 254 | | 288 | | 316 | 336 | 329 | 398 | 432 | |
| Power supply | Phase/Frequency/Voltage | | | Hz/V | 3~/50/400 | | | | | | | | | | | | |

# Air cooled screw inverter heat pump, standard efficiency, low sound




EWYD-BZSS/SL MicroTech II

| Heating & Cooling | | | | EWYD-BZSL | 250 | 270 | 290 | 320 | 330 | 360 | 370 | 400 | 430 | 450 | 490 | 510 | 570 |
|---|---|---|---|---|---|---|---|---|---|---|---|---|---|---|---|---|---|
| Cooling capacity | Nom. | | | kW | 247 | 265 | 290 | 315 | 330 | 353 | 370 | 401 | 423 | 446 | 490 | 507 | 565 |
| Heating capacity | Nom. | | | kW | 271 | 298 | 325 | 334 | 350 | 380 | 412 | 445 | 465 | 477 | 533 | 561 | 618 |
| Power input | Cooling | Nom. | | kW | 89.5 | 99.5 | 110 | 115 | 123 | 134 | 144 | 151 | 163 | 158 | 177 | 186 | 216 |
| | Heating | Nom. | | kW | 91.4 | 100 | 108 | 118 | 126 | 133 | 143 | 157 | 167 | 165 | 178 | 186 | 208 |
| Capacity control | Method | | | | Stepless | | | | | | | | | | | | |
| | Minimum capacity | | | % | 13.0 | | | | | | | | | 9.0 | | | |
| EER | | | | | 2.76 | 2.66 | 2.62 | 2.75 | 2.68 | 2.64 | 2.57 | 2.66 | 2.59 | 2.83 | 2.77 | 2.73 | 2.61 |
| ESEER | | | | | 4.06 | 4.04 | 4.03 | 4.17 | 4.09 | 4.04 | 4.01 | 4.06 | 4.02 | 4.18 | 4.16 | 4.10 | 3.98 |
| COP | | | | | 2.96 | 2.97 | 3.00 | 2.82 | 2.78 | 2.85 | 2.88 | 2.83 | 2.79 | 2.88 | 2.99 | 3.01 | 2.97 |
| IPLV | | | | | 4.90 | 4.96 | 4.91 | 5.17 | 5.08 | 5.12 | 5.06 | 5.22 | 5.13 | 5.07 | 5.03 | 4.99 | 4.90 |
| Dimensions | Unit | Height | | mm | 2,335 | | | | | | | | | 2,280 | | | |
| | | Width | | mm | 2,254 | | | | | | | | | | | | |
| | | Depth | | mm | 3,547 | | | 4,428 | | | | 5,329 | | 6,659 | | | |
| Weight | Unit | | | kg | 3,750 | 3,795 | 3,840 | 4,210 | | 4,280 | 4,350 | 4,730 | | 5,525 | 6,005 | 6,245 | |
| | Operation weight | | | kg | 3,888 | 3,933 | 3,978 | 4,343 | | 4,408 | 4,478 | 4,858 | | 5,765 | 6,234 | 6,474 | 6,463 |
| Water heat exchanger | Type | | | | Single pass shell & tube | | | | | | | | | | | | |
| | Water volume | | | l | 138 | | | 133 | | 128 | | | | 240 | 229 | | 218 |
| | Water flow rate | Cooling | Nom. | l/s | 11.8 | 12.7 | 13.9 | 15.1 | 15.8 | 16.9 | 17.7 | 19.2 | 20.3 | 21.4 | 23.5 | 24.3 | 27.1 |
| | | Heating | Nom. | l/s | 13.1 | 14.4 | 15.7 | 16.1 | 16.9 | 18.3 | 19.8 | 21.4 | 22.4 | 23.0 | 25.6 | 27.0 | 29.7 |
| | Water pressure drop | Cooling | Nom. | kPa | 38 | 44 | 42 | 48 | 53 | 57 | 62 | 71 | 77 | 45 | 82 | 87 | 58 |
| | | Heating | Nom. | kPa | 30 | 35 | 52 | 37 | 40 | 45 | 51 | 59 | 64 | 42 | 63 | 69 | 59 |
| Air heat exchanger | Type | | | | High efficiency fin and tube type with integral subcooler | | | | | | | | | | | | |
| Compressor | Type | | | | Single screw compressor | | | | | | | | | | | | |
| | Quantity | | | | 2 | | | | | | | | | 3 | | | |
| Fan | Type | | | | Direct propeller | | | | | | | | | | | | |
| | Quantity | | | | 6 | | | 8 | | | | 10 | | 12 | | | |
| | Air flow rate | Cooling | Nom. | l/s | 24,432 | 24,264 | 24,095 | 32,576 | | 32,628 | 32,127 | 40,720 | | 48,863 | 48,415 | 47,732 | 48,191 |
| | Speed | Cooling | Nom. | rpm | 700 | | | | | | | | | | | | |
| Sound power level | Cooling | Nom. | | dBA | 94 | | | 95 | | | | | | 97 | | | |
| Sound pressure level | Cooling | Nom. | | dBA | 76 | | | | | | | | | 77 | | | |
| Operation range | Water side | Cooling | Min.~Max. | °CDB | -8~15 | | | | | | | | | | | | |
| | | Heating | Min.~Max. | °CDB | 35~55 | | | | | | | | | | | | |
| | Air side | Cooling | Min.~Max. | °CDB | -10~45 | | | | | | | | | | | | |
| | | Heating | Min.~Max. | °CDB | -10~20 | | | | | | | | | | | | |
| Refrigerant | Type / GWP | | | | R-134a / 1,430 | | | | | | | | | | | | |
| | Circuits | Quantity | | | 2 | | | | | | | | | 3 | | | |
| Refrigerant charge | Per circuit | | | kg | 43.0 | 44.0 | 43.0 | 46.0 | | 46.5 | 47.0 | 50.0 | | 47.0 | | | 49.0 |
| | Per circuit | | | $TCO_2Eq$ | 61.5 | 62.9 | 61.5 | 65.8 | | 66.5 | 67.2 | 71.5 | | 67.2 | | | 70.1 |
| Piping connections | Evaporator water inlet/outlet (OD) | | | | 139.7mm | | | | | | | | | 219.1mm | | | |
| Unit | Maximum starting current | | | A | 145 | 146 | | 176 | | 199 | | 217 | 231 | 234 | 288 | 311 | 305 |
| | Nominal running current (RLA) | Cooling | | A | 134 | 148 | 163 | 171 | 184 | 199 | 212 | 224 | 240 | 238 | 263 | 275 | 319 |
| | Maximum running current | | | A | 202 | 203 | | 243 | | 277 | | 302 | 322 | 313 | 381 | 415 | 406 |
| Power supply | Phase/Frequency/Voltage | | | Hz/V | 3~/50/400 | | | | | | | | | | | | |

# Air cooled screw condensing unit, standard efficiency, standard sound

› One refrigerant circuit with single screw compressor
› Compact design
› Large operation range (ambient temperature down to -18°C)
› Extensive option list (heat recovery option available)

| Cooling only | | | | ERAD-E-SS | 120 | 140 | 170 | 200 | 220 | 250 | 310 | 370 | 440 | 490 |
|---|---|---|---|---|---|---|---|---|---|---|---|---|---|---|
| Cooling capacity | Nom. | | | kW | 121 | 144 | 165 | 196 | 219 | 251 | 309 | 370 | 435 | 488 |
| Power input | Cooling | Nom. | | kW | 42.1 | 51.2 | 57.7 | 65.6 | 74.2 | 77.0 | 93.8 | 123 | 148 | 161 |
| Capacity control | Method | | | | Stepless | | | | | | | | | |
| | Minimum capacity | | | % | 25.0 | | | | | | | | | |
| EER | | | | | 2.88 | 2.82 | 2.86 | 2.99 | 2.95 | 3.27 | 3.30 | 3.02 | 2.95 | 3.02 |
| Dimensions | Unit | Height | | mm | 2,273 | | | | | | 2,223 | | | |
| | | Width | | mm | 1,292 | | | | | | 2,236 | | | |
| | | Depth | | mm | 2,165 | | 3,065 | | 3,965 | | 3,070 | | | |
| Weight | Unit | | | kg | 1,584 | | 1,741 | | 1,936 | | 2,679 | | | |
| | Operation weight | | | kg | 1,617 | | 1,781 | | 1,981 | | 2,756 | | | |
| Air heat exchanger | Type | | | | High efficiency fin and tube type with integral subcooler | | | | | | | | | |
| Compressor | Type | | | | Single screw compressor | | | | | | | | | |
| | Quantity | | | | 1 | | | | | | | | | |
| Fan | Type | | | | Direct propeller | | | | | | | | | |
| | Air flow rate | Nom. | | l/s | 10,924 | 10,576 | 16,386 | 15,865 | 21,848 | 21,153 | 32,772 | | 31,729 | |
| | Quantity | | | | 2 | | 3 | | 4 | | 6 | | | |
| | Speed | Cooling | Nom. | rpm | 900 | | | | | | | | | |
| Sound power level | Cooling | Nom. | | dBA | 92 | | | | 93 | 94 | | 95 | | |
| Sound pressure level | Cooling | Nom. | | dBA | 74 | | | | | 75 | | | | 76 |
| Operation range | Saturated suction temp. | | | °C | -9~12 | | | | | | | | | |
| | Condenser inlet temp. | | | °C | -18~48 | | | | | | | | | |
| Refrigerant | Type / GWP | | | | R-134a / 1,430 | | | | | | | | | |
| | Circuits | Quantity | | | 1 | | | | | | | | | |
| Piping connections | Evaporator water inlet/outlet (OD) | | | | 76mm | | | | | | | 139.7mm | | |
| Unit | Maximum starting current | | | A | 151 | | 195 | | 288 | | 330 | 410 | | |
| | Nominal running current (RLA) | Cooling | | A | 72 | 88 | 98 | 110 | 125 | 129 | 158 | 204 | 244 | 266 |
| | Maximum running current | | | A | 86 | 103 | 119 | 132 | 157 | 164 | 198 | 242 | 284 | 298 |
| Power supply | Phase/Frequency/Voltage | | | Hz/V | 3~/50/400 | | | | | | | | | |

# Air cooled screw condensing unit, standard efficiency, low sound




ERAD-E-SS/SL

MicroTech III

| Cooling only | | | | ERAD-E-SL | 120 | 140 | 160 | 190 | 210 | 240 | 300 | 350 | 410 | 460 |
|---|---|---|---|---|---|---|---|---|---|---|---|---|---|---|
| Cooling capacity | Nom. | | | kW | 116 | 137 | 159 | 187 | 209 | 243 | 298 | 352 | 409 | 462 |
| Power input | Cooling | Nom. | | kW | 42.4 | 52.5 | 57.7 | 66.3 | 73.9 | 78.1 | 91.9 | 122 | 150 | 167 |
| Capacity control | Method | | | | Stepless | | | | | | | | | |
| | Minimum capacity | | | % | 25.0 | | | | | | | | | |
| EER | | | | | 2.74 | 2.61 | 2.75 | 2.83 | | 3.11 | 3.24 | 2.88 | 2.73 | 2.76 |
| Dimensions | Unit | Height | | mm | 2,273 | | | | | | 2,223 | | | |
| | | Width | | mm | 1,292 | | | | | | 2,236 | | | |
| | | Depth | | mm | 2,165 | | 3,065 | | 3,965 | | 3,070 | | | |
| Weight | Unit | | | kg | 1,684 | | 1,841 | | 2,036 | | 2,789 | | | |
| | Operation weight | | | kg | 1,717 | | 1,881 | | 2,081 | | 2,886 | | | |
| Air heat exchanger | Type | | | | High efficiency fin and tube type with integral subcooler | | | | | | | | | |
| Compressor | Type | | | | Single screw compressor | | | | | | | | | |
| | Quantity | | | | 1 | | | | | | | | | |
| Fan | Type | | | | Direct propeller | | | | | | | | | |
| | Air flow rate | Nom. | | l/s | 8,373 | 8,144 | 12,560 | 12,216 | 16,747 | 16,288 | 25,120 | | 24,432 | |
| | Quantity | | | | 2 | | 3 | | 4 | | 6 | | | |
| | Speed | Cooling | Nom. | rpm | 700 | | | | | | | | | |
| Sound power level | Cooling | Nom. | | dBA | 89 | | 90 | | 91 | 92 | | | | 93 |
| Sound pressure level | Cooling | Nom. | | dBA | 71 | | | | | 73 | | | | 74 |
| Operation range | Saturated suction temp | | | °C | -9~12 | | | | | | | | | |
| | Condenser inlet temp | | | °C | -18~48 | | | | | | | | | |
| Refrigerant | Type / GWP | | | | R-134a / 1,430 | | | | | | | | | |
| | Circuits | Quantity | | | 1 | | | | | | | | | |
| Piping connections | Evaporator water inlet/outlet (OD) | | | | 76mm | | | | | | | 139.7mm | | |
| Unit | Maximum starting current | | | A | 151 | | 195 | | 288 | | 330 | 410 | | |
| | Nominal running current (RLA) | Cooling | | A | 73 | 90 | 98 | 112 | 125 | 131 | 155 | 204 | 249 | 275 |
| | Maximum running current | | | A | 83 | 100 | 115 | 128 | 151 | 158 | 189 | 234 | 276 | 290 |
| Power supply | Phase/Frequency/Voltage | | | Hz/V | 3~/50/400 | | | | | | | | | |

# Water cooled screw chiller, standard efficiency, standard sound

- All models are PED pressure vessel approved
- 1 or 2 stepless single-screw compressors
- One or two truly independent refrigerant circuits for outstanding reliability
- Shell and tube heat exchanger
- Optimised for use with **R-410A**
- Standard electronic expansion valve
- Compact design
- Partial heat recovery available
- MicroTech III controller with superior control logic and easy interface

| **Cooling only** | | | | **EWWQ-B-SS** | **380** | **460** | **560** | **640** | **730** | **800** | **860** | **870** | **960** | **C10** | **C11** | **C12** | **C13** | **C14** | **C15** | **C16** | **C17** | **C19** | **C20** |
|---|---|---|---|---|---|---|---|---|---|---|---|---|---|---|---|---|---|---|---|---|---|---|---|
| Cooling capacity | Nom. | | | kW | 379 | 462 | 560 | 635 | 724 | 793 | 859 | 868 | 956 | 1,003 | 1,050 | 1,181 | 1,251 | 1,320 | 1,452 | 1,595 | 1,754 | 1,896 | 2,055 |
| Power input | Cooling | Nom. | | kW | 89.2 | 109 | 133 | 150 | 170 | 179 | 207 | 199 | 218 | 247 | 243 | 268 | 285 | 303 | 337 | 373 | 407 | 441 | 477 |
| Capacity control | Method | | | | Stepless | | | | | | | | | | | | | | | | | | |
| | Minimum capacity | | | % | 12.5 | | | | | 25.0 | 12.5 | 25.0 | | 12.5 | 25.0 | | | | | | | | |
| EER | | | | | 4.24 | | 4.21 | 4.22 | 4.25 | 4.42 | 4.15 | 4.36 | 4.38 | 4.07 | 4.32 | 4.41 | 4.38 | 4.35 | 4.31 | 4.28 | 4.31 | 4.30 | 4.31 |
| ESEER | | | | | 4.64 | 4.69 | 4.70 | | 4.46 | 5.08 | 4.35 | 5.07 | 5.03 | 4.28 | 5.04 | 5.05 | 5.06 | 5.00 | 4.66 | 4.76 | 4.61 | 4.63 | 4.54 |
| IPLV | | | | | 5.57 | 5.62 | | 5.63 | 5.32 | 5.58 | 5.15 | 5.75 | 5.92 | 5.08 | 5.90 | 5.93 | | 5.85 | 5.46 | 5.44 | 5.34 | 5.38 | 5.32 |
| Dimensions | Unit | Height | | mm | 1,849 | | 2,001 | | 1,848 | 2,158 | 1,848 | 2,158 | | 1,851 | 2,378 | 2,455 | | | 2,495 | | | | |
| | | Width | | mm | 1,140 | | 1,276 | | 1,314 | 1,350 | 1,327 | 1,350 | | 1,314 | 1,350 | | | | | | | | |
| | | Depth | | mm | 3,373 | | 3,454 | | 3,535 | 5,020 | 3,535 | 5,020 | | 3,535 | 4,894 | 5,070 | | | 4,892 | | | 4,865 | |
| Weight | Unit | | | kg | 1,933 | 1,967 | 2,283 | 2,332 | 2,407 | 3,921 | 2,427 | 3,949 | 3,988 | 2,457 | 4,344 | 4,529 | 4,536 | 4,607 | 4,988 | 4,999 | 5,053 | 5,204 | 5,289 |
| | Operation weight | | | kg | 2,135 | 2,169 | 2,543 | 2,628 | 2,777 | 4,422 | 2,795 | 4,463 | 4,496 | 2,812 | 4,780 | 5,186 | 5,200 | 5,280 | 5,602 | 5,615 | 5,670 | 5,881 | 5,970 |
| Water heat exchanger - evaporator | Type | | | | Single pass shell and tube | | | | | | | | | | | | | | | | | | |
| | Water volume | | | l | 124 | 118 | 176 | 170 | 274 | 344 | 266 | 344 | 325 | 251 | 325 | 538 | | | 505 | | 495 | 539 | 527 |
| | Water flow rate | Nom. | | l/s | 18.1 | 22.1 | 26.8 | 30.4 | 34.7 | 38.0 | 41.1 | 41.6 | 45.8 | 48.0 | 50.3 | 56.5 | 59.9 | 63.2 | 69.5 | 76.5 | 84.1 | 91.0 | 98.7 |
| | Water pressure drop | Cooling | Nom. | kPa | 48 | 63 | 44 | 47 | 54 | 53 | 49 | 62 | 58 | 56 | 69 | 45 | 49 | 54 | 59 | 69 | 88 | 97 | 120 |
| Water heat exchanger - condenser | Type | | | | Single pass shell and tube | | | | | | | | | | | | | | | | | | |
| | Water flow rate | Nom. | | l/s | 22.4 | 27.4 | 33.2 | 37.7 | 43.1 | 23.3 | 51.3 | 23.3 | 28.2 | 60.1 | 28.2 | 34.7 | 34.8 | 38.9 | 43.0 | 43.4 | 52.0 | 52.3 | 60.9 |
| | Water flow rate 2 | Nom. | | l/s | - | | | | | 23.3 | - | 27.9 | 28.2 | - | 33.8 | 34.7 | 38.9 | | 43.0 | 51.3 | 52.0 | 60.1 | 60.9 |
| | Water pressure drop | Cooling | Nom. | kPa | 59 | 63 | 67 | 65 | 16 | 64 | 20 | 64 | 67 | 26 | 67 | 73 | | 69 | 16 | | 17 | | 15 |
| | Water pressure drop 2 | Cooling | Nom. | kPa | - | | | | | 64 | - | 66 | 67 | - | 69 | 73 | 69 | | 16 | 19 | 17 | 14 | 15 |
| Compressor | Type | | | | Single screw compressor | | | | | | | | | | | | | | | | | | |
| | Quantity | | | | 1 | | | | | 2 | 1 | 2 | | 1 | 2 | | | | | | | | |
| Sound power level | Cooling | Nom. | | dBA | 100 | 101 | 102 | | | 105 | 102 | 105 | | 103 | 105 | | 107 | | 106 | | 107 | | 108 |
| Sound pressure level | Cooling | Nom. | | dBA | 82 | 83 | 84 | | 83 | 84 | 85 | | | 86 | 87 | | | | 86 | 87 | | 88 | |
| Operation range | Evaporator | Cooling | Min.~Max. | °CDB | -4~10 | | | | | | | | | | | | | | | | | | |
| | Condenser | Cooling | Min.~Max. | °CDB | 25~45 | | | | | | | | | | | | | | | | | | |
| Refrigerant | Type / GWP | | | | R-410A / 2,087.5 | | | | | | | | | | | | | | | | | | |
| | Circuits | Quantity | | | 1 | | | | | 2 | 1 | 2 | | 1 | 2 | | | | | | | | |
| Refrigerant charge | Per circuit | | | kg | 120.0 | 100.0 | 175.0 | 90.0 | 80.0 | 85.0 | 90.0 | 45.0 | 85.0 | 100.0 | 160.0 | 100.0 | 150.0 | | 130.0 | | 150.0 | 160.0 | 130.0 |
| | Per circuit | | | $TCO_2Eq$ | 250.5 | 208.8 | 365.3 | 187.9 | 167.0 | 177.4 | 187.9 | 93.9 | 177.4 | 208.8 | 334.0 | 208.8 | 313.1 | | 271.4 | | 313.1 | 334.0 | 271.4 |
| Piping connections | Evaporator water inlet/outlet | | | mm | 152.4 | | 203.2 | | | | | | | | | 254 | | | | | | | |
| | Condenser water inlet/outlet | | | inch | 5 | | 6 | | 5 | | | | | | 6 | | | | 5 | | | | |
| Unit | Maximum starting current | | | A | 455 | | | | 656 | 599 | 656 | 626 | | 656 | 663 | | 690 | | 902 | 954 | | 988 | |
| | Nominal running current (RLA) | Cooling | | A | 149 | 175 | 211 | 237 | 269 | 299 | 329 | 325 | 352 | 391 | 387 | 423 | 449 | 476 | 539 | 596 | 650 | 702 | 755 |
| | Maximum running current | | | A | 179 | 214 | 259 | 294 | 308 | 358 | 372 | 393 | 427 | 434 | 473 | 519 | 553 | 587 | 615 | 679 | 744 | 771 | 830 |
| Power supply | Phase/Frequency/Voltage | | | Hz/V | 3~/50/400 | | | | | | | | | | | | | | | | | | |

# Water cooled screw chiller, high efficiency, standard sound




EWWQ-B-SS/XS MicroTech III

| Cooling only | | | | EWWQ-B-XS | 420 | 520 | 640 | 730 | 800 | 970 | C10 | C11 | C12 | C13 | C14 | C15 | C16 | C17 | C19 | C20 | C21 |
|---|---|---|---|---|---|---|---|---|---|---|---|---|---|---|---|---|---|---|---|---|---|
| Cooling capacity | Nom. | | | kW | 420 | 513 | 636 | 722 | 798 | 969 | 1,033 | 1,111 | 1,153 | 1,265 | 1,363 | 1,442 | 1,580 | 1,740 | 1,870 | 2,025 | 2,156 |
| Power input | Cooling | Nom. | | kW | 88.7 | 107 | 131 | 149 | 166 | 201 | 213 | 239 | 238 | 262 | 281 | 299 | 324 | 361 | 397 | 436 | 474 |
| Capacity control | Method | | | | Stepless | | | | | | | | | | | | | | | | |
| | Minimum capacity | | | % | 12.5 | | | | | | 25.0 | 12.5 | 25.0 | | | | | | | | |
| EER | | | | | 4.74 | 4.79 | 4.84 | 4.83 | 4.81 | | 4.86 | 4.64 | 4.85 | 4.83 | 4.85 | 4.83 | 4.88 | 4.81 | 4.71 | 4.64 | 4.55 |
| ESEER | | | | | 5.27 | 5.29 | 5.37 | 5.36 | 5.30 | 5.09 | 5.56 | 4.99 | 5.52 | | 5.65 | 5.61 | 5.26 | 5.18 | 4.98 | 4.91 | 4.75 |
| IPLV | | | | | 6.36 | | 6.45 | 6.42 | 6.35 | 6.06 | 6.11 | 5.92 | 6.06 | 6.07 | 6.23 | 6.19 | 5.82 | 5.92 | 6.03 | 5.81 | 5.93 |
| Dimensions | Unit | Height | | mm | 2,001 | | | | 2,003 | 2,001 | 2,454 | 2,003 | 2,454 | | | | 2,495 | | | | |
| | | Width | | mm | 1,276 | | | 1,268 | 1,314 | 1,446 | 1,350 | 1,446 | 1,350 | | | | | | | | |
| | | Depth | | mm | 3,863 | | | 3,878 | | 3,920 | 5,219 | 3,919 | 5,219 | | | | 4,829 | | | 4,865 | |
| Weight | Unit | | | kg | 2,322 | 2,403 | 2,464 | 2,738 | 2,407 | 2,427 | 4,775 | 2,457 | 4,831 | 4,873 | 4,919 | 4,969 | 5,117 | | 5,388 | 5,408 | 5,414 |
| | Operation weight | | | kg | 2,594 | 2,685 | 2,745 | 3,158 | 2,815 | 3,056 | 5,431 | 3,086 | 5,479 | 5,512 | 5,546 | 5,606 | 5,794 | 5,843 | 6,110 | 6,118 | 6,124 |
| Water heat exchanger - evaporator | Type | | | | Single pass shell and tube | | | | | | | | | | | | | | | | |
| | Water volume | | | l | 220 | 213 | 200 | 334 | 325 | 538 | 587 | 538 | 575 | 563 | 551 | | 495 | 484 | 535 | 527 | |
| | Water flow rate | Nom. | | l/s | 20.1 | 24.6 | 30.5 | 34.6 | 38.2 | 46.4 | 49.5 | 53.2 | 55.2 | 60.6 | 65.3 | 69.1 | 75.7 | 83.5 | 89.7 | 97.2 | 103.6 |
| | Water pressure drop | Cooling | Nom. | kPa | 55 | 68 | 71 | 64 | 57 | 53 | | 68 | 64 | 55 | 67 | 74 | 69 | 88 | 90 | 111 | 124 |
| Water heat exchanger - condenser | Type | | | | Single pass shell and tube | | | | | | | | | | | | | | | | |
| | Water flow rate | Nom. | | l/s | 24.4 | 29.8 | 36.8 | 41.8 | 46.3 | 56.2 | 29.9 | 64.7 | 30.2 | 36.7 | 37.2 | 41.8 | 45.7 | 46.2 | 54.4 | 55.1 | 63.1 |
| | Water flow rate 2 | Nom. | | l/s | - | | | | | | 29.9 | - | 36.6 | 36.7 | 41.8 | | 45.7 | 54.7 | 54.4 | 63.0 | 63.1 |
| | Water pressure drop | Cooling | Nom. | kPa | 50 | 39 | 42 | 47 | 59 | 64 | 40 | 82 | 36 | 48 | 49 | 46 | 44 | 45 | 60 | 61 | 78 |
| | Water pressure drop 2 | Cooling | Nom. | kPa | - | | | | | | 40 | - | 47 | 48 | 46 | | 44 | 60 | | 78 | |
| Compressor | Type | | | | Single screw compressor | | | | | | | | | | | | | | | | |
| | Quantity | | | | 1 | | | | | | 2 | 1 | 2 | | | | | | | | |
| Sound power level | Cooling | Nom. | | dBA | 101 | 102 | 103 | | 102 | 103 | 105 | 104 | 106 | | 107 | | 106 | | 107 | 108 | |
| Sound pressure level | Cooling | Nom. | | dBA | 82 | 83 | 84 | | 83 | 84 | 86 | 85 | 86 | 87 | | | 86 | 87 | | 88 | |
| Operation range | Evaporator | Cooling | Min.~Max. | °CDB | -4~10 | | | | | | | | | | | | | | | | |
| | Condenser | Cooling | Min.~Max. | °CDB | 25~45 | | | | | | | | | | | | | | | | |
| Refrigerant | Type / GWP | | | | R-410A / 2,087.5 | | | | | | | | | | | | | | | | |
| | Circuits | Quantity | | | 1 | | | | | | 2 | 1 | 2 | | | | | | | | |
| Refrigerant charge | Per circuit | | | kg | 120.0 | 130.0 | 95.0 | 135.0 | 110.0 | 150.0 | 120.0 | 130.0 | 120.0 | 150.0 | 120.0 | 150.0 | 130.0 | | 150.0 | | |
| | Per circuit | | | $TCO_2Eq$ | 250.5 | 271.4 | 198.3 | 281.8 | 229.6 | 313.1 | 250.5 | 271.4 | 250.5 | 313.1 | 250.5 | 313.1 | 271.4 | | 313.1 | | |
| Piping connections | Evaporator water inlet/outlet | | | mm | 152.4 | | | 203.2 | | 254 | 203.2 | 254 | 203.2 | | | | 254 | | | | |
| | Condenser water inlet/outlet | | | inch | 8 | | | 6 | | | 5 | 6 | 5 | | 6 | | 8 | | | | |
| Unit | Maximum starting current | | | A | 455 | | | | 656 | | 626 | 656 | 663 | | 690 | | 902 | 954 | | 988 | 998 |
| | Nominal running current (RLA) | Cooling | | A | 149 | 173 | 208 | 235 | 258 | 313 | 346 | 370 | 381 | 417 | 443 | 469 | 511 | 567 | 621 | 678 | 734 |
| | Maximum running current | | | A | 179 | 214 | 259 | 294 | 308 | 372 | 427 | 434 | 473 | 519 | 553 | 587 | 615 | 679 | 744 | 771 | 830 |
| Power supply | Phase/Frequency/Voltage | | | Hz/V | 3~/50/400 | | | | | | | | | | | | | | | | |

# Water cooled scroll chiller

- One of the most **compact units** on the market: 600mmx600mmx600mm
- Standard integrated: main switch, water filter, flow switch, air purge, pressure ports
- Daikin scroll compressor
- Optimised for use with **R-407C**
- Electronic DDC controller
- Low operating sound level
- Low energy consumption
- Extension possible up to 195kW
- Low refrigerant volume
- Easy installation and maintenance
- Stainless steel plate heat exchanger
- Remote cooling or heating selection
- Water/water heat pump, with water reversibility
- Compatible with hydraulic module EHMC (see next page)
- µC$^2$SE controller featuring top-of-the-range performance and user friendliness



EWWP014-035KBW1N µC$^2$SE

| Heating only & Cooling only | | | | EWWP-KBW1N | 014 | 022 | 028 | 035 | 045 | 055 | 065 | 090 | 100 | 110 | 120 | 130 | 145 | 155 | 165 | 175 | 185 | 195 |
|---|---|---|---|---|---|---|---|---|---|---|---|---|---|---|---|---|---|---|---|---|---|---|
| Cooling capacity | Nom. | | | kW | 12.9 | 21.4 | 27.8 | 32.3 | 42.8 | 55.7 | 64.7 | 85.7 | 98.6 | 112 | 121 | 130 | 141 | 154 | 167 | 176 | 185 | 194 |
| Heating capacity | Nom. | | | kW | 16.7 | 27.5 | 35.6 | 41.5 | 55.0 | 71.7 | 83.0 | 110 | 127 | 143 | 155 | 166 | 182 | 198 | 215 | 226 | 237 | 249 |
| Power input | Cooling | Nom. | | kW | 3.75 | 6.13 | 7.85 | 9.12 | 12.2 | 16.0 | 18.2 | 24.2 | 28.0 | 31.9 | 34.0 | 36.2 | 40.2 | 43.9 | 47.7 | 49.8 | 52.0 | 54.1 |
| | Heating | Nom. | | kW | 3.75 | 6.13 | 7.85 | 9.12 | 12.2 | 16.0 | 18.2 | 24.2 | 28.0 | 31.9 | 34.0 | 36.2 | 40.2 | 43.9 | 47.7 | 49.8 | 52.0 | 54.1 |
| Capacity steps number | | | | | 1 | | | | 2 | | | 4 | | | | | 6 | | | | | |
| EER | | | | | 3.44 | 3.49 | 3.54 | | 3.51 | 3.48 | 3.55 | 3.54 | 3.52 | 3.51 | 3.56 | 3.59 | 3.51 | | 3.50 | 3.53 | 3.56 | 3.59 |
| COP | | | | | 4.45 | 4.49 | 4.54 | 4.55 | 4.51 | 4.48 | 4.56 | 4.55 | 4.54 | 4.48 | 4.56 | 4.59 | 4.53 | 4.51 | | 4.54 | 4.56 | 4.60 |
| Dimensions | Unit | HeightxWidthxDepth | | mm | 600x600x600 | | | | 600x600x1,200 | | | 1,200x600x1,200 | | | | | 1,800x600x1,200 | | | | | |
| Weight | Unit | | | kg | 118 | 155 | 165 | 172 | 300 | 320 | 334 | 600 | 620 | 640 | 654 | 668 | 920 | 940 | 960 | 974 | 988 | 1,002 |
| Water heat exchanger - evaporator | Type | | | | Brazed plate | | | | | | | | | | | | | | | | | |
| | Minimum water volume in the system | | | l | 62 | 103 | 134 | 155 | 205 | 268 | 311 | 205 | 268 | | 311 | | 205 | | 268 | | | 311 |
| | Water flow rate | Min. | | l/min | 31 | 53 | 65 | 76 | 101 | 131 | 152 | 202 | 232 | 262 | 283 | 304 | 333 | 363 | 393 | 414 | 435 | 456 |
| | | Nom. | | l/min | 37 | 61 | 80 | 93 | 123 | 160 | 185 | 246 | 283 | 321 | 347 | 373 | 404 | 441 | 479 | 505 | 530 | 556 |
| | | Max. | | l/min | 74 | 123 | 159 | 185 | 245 | 319 | 371 | 491 | 565 | 642 | 694 | 745 | 808 | 883 | 957 | 1,009 | 1,061 | 1,112 |
| Water heat exchanger - condenser | Type | | | | Brazed plate | | | | | | | | | | | | | | | | | |
| | Water flow rate | Min. | | l/min | 24 | 39 | 51 | 59 | 79 | 102 | 118 | 157 | 181 | 205 | 221 | 237 | 260 | 283 | 307 | 323 | 339 | 355 |
| | | Nom. | | l/min | 48 | 78 | 102 | 118 | 157 | 205 | 237 | 314 | 362 | 410 | 442 | 474 | 519 | 567 | 614 | 647 | 679 | 711 |
| | | Max. | | l/min | 95 | 157 | 203 | 237 | 314 | 410 | 474 | 629 | 724 | 819 | 883 | 948 | 1,038 | 1,133 | 1,229 | 1,293 | 1,357 | 1,422 |
| Compressor | Type | | | | Hermetically sealed scroll compressor | | | | | | | | | | | | | | | | | |
| | Quantity | | | | 1 | | | | 2 | | | 4 | 2 | 4 | 2 | | 4 | | 6 | 4 | | 6 |
| Compressor 2 | Quantity | | | | - | | | | | | | | 2 | - | 2 | - | 2 | | - | 2 | | - |
| Sound power level | Cooling | Nom. | | dBA | 64 | | | 71 | 67 | | 74 | 71 | | | 75 | 77 | 73 | | | 76 | 78 | 79 |
| Operation range | Evaporator | Cooling | Min.~Max. | °CDB | -10~20 | | | | | | | | | | | | | | | | | |
| | Condenser | Cooling | Min.~Max. | °CDB | 20~55 | | | | | | | | | | | | | | | | | |
| Refrigerant | Type / GWP | | | | R-407C / 1,773.9 | | | | | | | | | | | | | | | | | |
| | Control | | | | Thermostatic expansion valve | | | | | | | | | | | | | | | | | |
| | Circuits | Quantity | | | 1 | | | | 2 | | | 4 | | | | | 6 | | | | | |
| Refrigerant charge | Per circuit | | | kg | 1.2 | 2.0 | 2.5 | 3.1 | 2.3 | | 2.8 | 2.3 | | | 2.6 | 2.8 | 2.3 | | | 2.5 | 2.6 | 2.8 |
| | Per circuit | | | $TCO_2Eq$ | 2.1 | 3.5 | 4.4 | 5.5 | 3.5 | | 5.0 | 4.0 | | | 4.6 | 5.0 | 4.1 | | | 4.4 | 3.5 | 5.0 |
| Piping connections | Evaporator water inlet/outlet (OD) | | | | FBSP 25mm | | | | FBSP 40mm | | | 2 x 2 x FBSP 38mm | | | | | 3 x 2 x FBSP 38mm | | | | | |
| | Evaporator water drain | | | | Field installation | | | | | | | | | | | | | | | | | |
| | Condenser water inlet/outlet (OD) | | | | FBSP 25mm | | | | FBSP 40mm | | | 2 x 2 x FBSP 38mm | | | | | 3 x 2 x FBSP 38mm | | | | | |
| Power supply | Phase/Frequency/Voltage | | | Hz/V | 3N~/50/400 | | | | | | | | | | | | | | | | | |

EWWP-KBW1N

# Water cooled scroll chiller

## Combination table

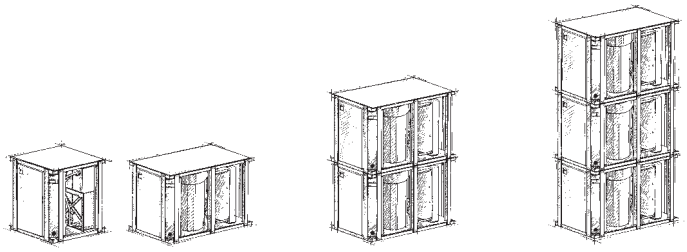

| Selection table | | 1 Module (KB-series) | | | | | | | 2 Modules (KB-series) | | | | | 3 Modules (KB-series) | | | | | |
|---|---|---|---|---|---|---|---|---|---|---|---|---|---|---|---|---|---|---|---|
| **Capacity index** | | **014** | **022** | **028** | **035** | **045** | **055** | **065** | **090** | **100** | **110** | **120** | **130** | **145** | **155** | **165** | **175** | **185** | **195** |
| **Cooling capacity (kW)** | | **12.9** | **21.4** | **27.8** | **32.3** | **42.8** | **55.7** | **64.7** | **85.7** | **98.6** | **112** | **121** | **130** | **141** | **154** | **167** | **176** | **185** | **194** |
| **Heating capacity (kW)** | | **16.7** | **27.5** | **35.6** | **41.5** | **55.0** | **71.7** | **83.0** | **110** | **127** | **143** | **155** | **166** | **182** | **198** | **215** | **226** | **237** | **249** |
| Unit + Control (Factory mounted) | EWWP014KBW1N | 1 | - | - | - | - | - | - | - | - | - | - | - | - | - | - | - | - | - |
| | EWWP022KBW1N | - | 1 | - | - | - | - | - | - | - | - | - | - | - | - | - | - | - | - |
| | EWWP028KBW1N | - | - | 1 | - | - | - | - | - | - | - | - | - | - | - | - | - | - | - |
| | EWWP035KBW1N | - | - | - | 1 | - | - | - | - | - | - | - | - | - | - | - | - | - | - |
| | EWWP045KBW1N | - | - | - | - | 1 | - | - | - | - | - | - | - | - | - | - | - | - | - |
| | EWWP055KBW1N | - | - | - | - | - | 1 | - | - | - | - | - | - | - | - | - | - | - | - |
| | EWWP065KBW1N | - | - | - | - | - | - | 1 | - | - | - | - | - | - | - | - | - | - | - |
| Modular units (Controller available as accessory) | EWWP045KAW1M | - | - | - | - | - | - | - | 2 | 1 | - | - | - | 2 | 1 | - | - | - | - |
| | EWWP055KAW1M | - | - | - | - | - | - | - | - | 1 | 2 | 1 | - | 1 | 2 | 3 | 2 | 1 | - |
| | EWWP065KAW1M | - | - | - | - | - | - | - | - | - | - | 1 | 2 | - | - | - | 1 | 2 | 3 |
| Control (Kit) | ECB2MUW | - | - | - | - | - | - | - | 1 | 1 | 1 | 1 | 1 | - | - | - | - | - | - |
| | ECB3MUW | - | - | - | - | - | - | - | - | - | - | - | - | 1 | 1 | 1 | 1 | 1 | 1 |

For example: for a 121 kW HP system, select : EWWP055KBW1N + EWWP065KBW1N

EHMC

# Hydraulic Module

- Accessory for EWWP-KBW1N chillers
- 3 models available
- 100 l tank for all sizes
- Freeze up protection
- High static pump (option)
- Standard drain kit (for indoor use)
- Standard dual pressure ports (before & behind the pump)

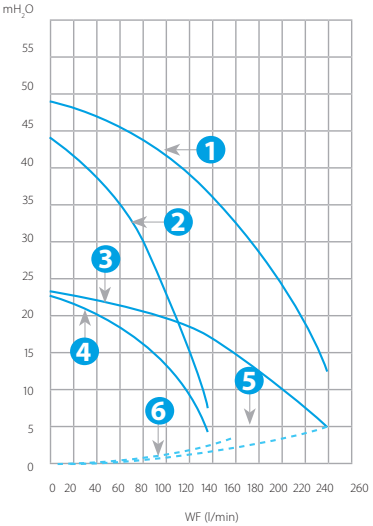


Legends

Pump characteristics

1. EHMC30AV1080
2. EHMC10AV1080 & EHMC15AV1080
3. EHMC30AV1010
4. EHMC10AV1010 & EHMC15AV1010

Hydraulic module + filter pressures losses

5. EHMC15/30AV1010 & EHMC15/30AV1080
6. EHMC10AV1010 & EHMC10AV1080




EHMC-AV

| EHMC-AV | | | 10 | | 15 | | 30 | |
|---|---|---|---|---|---|---|---|---|
| | | | 1010 | 1080 | 1010 | 1080 | 1010 | 1080 |
| Nominal flow | | l/min | 62 | | 88 | | 187 | |
| Nominal ESP | | $mH_2O$ | 17 | 34 | 15 | 27 | 10 | 27 |
| Nominal input | | W | 630 | 1,050 | 650 | 1,070 | 1,070 | 2,090 |
| Dimensions (HxWxD) | | mm | 1,284x635x688 | | 1,284x635x688 | | 1,284x635x688 | |
| Machine weight | | kg | 99 | 101 | 102 | 104 | 105 | 111 |
| Sound power | | dBA | 63 | | 63 | | 63 | |
| Sound pressure | | dBA | 52 | | 52 | | 52 | |
| Power supply | | V1 | 1~/230V/50Hz | | | | | |
| Operation range | Water side | °C | -10°C ~ 55°C | | | | | |
| | Air side | °CDB | -10°C ~ 43°C | | | | | |
| Piping connections | Water inlet/outlet | | 1" BSPF | | 2" BSPF | | 2-1/2" BSPF | |
| | Drain connection | | 1/2" | | | | | |

# Water cooled screw chiller, standard efficiency, standard sound

- All models are PED pressure vessel approved
- Stepless single-screw compressor
- Optimised for use with **R-134a**
- 1-2 truly independent refrigerant circuits
- Standard electronic expansion valve
- DX shell and tube evaporator – one pass refrigerant side for easy oil circulation and return
- Partial and total heat recovery option available
- MicroTech III controller with superior control logic and easy interface

| **Heating only & Cooling only** | | | | **EWWD-G-SS** | **170** | **210** | **260** | **300** | **320** | **380** | **420** | **460** | **500** | **600** |
|---|---|---|---|---|---|---|---|---|---|---|---|---|---|---|
| Cooling capacity | Nom. | | | kW | 165 | 200 | 252 | 279 | 332 | 370 | 401 | 446 | 492 | 554 |
| Heating capacity | Nom. | | | kW | 209 | 253 | 319 | 357 | 420 | 467 | 506 | 566 | 626 | 710 |
| Power input | Cooling | Nom. | | kW | 43.8 | 52.6 | 67.4 | 78.5 | 87.5 | 96.4 | 105 | 119 | 134 | 157 |
| | Heating | Nom. | | kW | 43.8 | 52.6 | 67.4 | 78.5 | 87.5 | 96.4 | 105 | 119 | 134 | 157 |
| Capacity control | Method | | | | Stepless | | | | | | | | | |
| | Minimum capacity | | | % | 25.0 | | | | 12.5 | | | | | |
| EER | | | | | 3.77 | 3.80 | 3.74 | 3.55 | 3.80 | 3.84 | 3.80 | 3.74 | 3.68 | 3.53 |
| ESEER | | | | | 4.50 | 4.54 | 4.46 | 4.25 | 4.75 | 4.80 | 4.76 | 4.67 | 4.59 | 4.44 |
| COP | | | | | 4.77 | 4.80 | 4.74 | 4.55 | 4.80 | 4.84 | 4.80 | 4.74 | 4.68 | 4.53 |
| IPLV | | | | | 5.36 | 5.35 | 5.30 | 5.04 | 5.52 | 5.55 | | 5.60 | 5.31 | 5.16 |
| Dimensions | Unit | Height | | mm | 1,860 | | | | 1,880 | | | | | |
| | | Width | | mm | 920 | | | | 860 | | | | | |
| | | Depth | | mm | 3,435 | | | | 4,305 | | | | | |
| Weight | Unit | | | kg | 1,393 | 1,410 | 1,503 | | 2,687 | 2,697 | 2,702 | 2,757 | 2,762 | |
| | Operation weight | | | kg | 1,470 | 1,480 | 1,650 | | 2,840 | 2,850 | 2,860 | 2,970 | | |
| Water heat exchanger - evaporator | Type | | | | Single pass shell and tube | | | | | | | | | |
| | Water volume | | | l | 60 | 56 | 123 | | 118 | 113 | | 173 | 168 | |
| | Water flow rate | Nom. | | l/s | 7.9 | 9.6 | 12.1 | 13.4 | 15.9 | 17.7 | 19.2 | 21.4 | 23.6 | 26.5 |
| | Water pressure drop | Cooling | Total | kPa | 45 | 61 | 41 | 49 | 58 | 57 | 66 | 50 | | 59 |
| Water heat exchanger - condenser | Type | | | | Single pass shell and tube | | | | | | | | | |
| | Water flow rate | Nom. | | l/s | 10.0 | 12.1 | 15.3 | 17.1 | 10.1 | 10.2 | 12.2 | 12.4 | 15.0 | 17.0 |
| | Water flow rate 2 | Nom. | | l/s | - | | | | 10.1 | 12.2 | | 14.8 | 15.0 | 17.0 |
| | Water pressure drop | Cooling | Nom. | kPa | 38 | 39 | 60 | 73 | 37 | 38 | 39 | 41 | 57 | 70 |
| | Water pressure drop 2 | Cooling | Nom. | kPa | - | | | | 37 | 39 | | 56 | 57 | 70 |
| Compressor | Type | | | | Single screw compressor | | | | | | | | | |
| | Quantity | | | | 1 | | | | 2 | | | | | |
| Sound power level | Cooling | Nom. | | dBA | 88 | | | | 90 | | | | | |
| Sound pressure level | Cooling | Nom. | | dBA | 70 | | | | 72 | | | | | |
| Operation range | Evaporator | Cooling | Min.~Max. | °CDB | -8~15 | | | | | | | | | |
| | Condenser | Cooling | Min.~Max. | °CDB | 20~55 | | | | | | | | | |
| Refrigerant | Type / GWP | | | | R-134a / 1,430 | | | | | | | | | |
| | Circuits | Quantity | | | 1 | | | | 2 | | | | | |
| Refrigerant charge | Per circuit | | | kg | 60.0 | | | | 55.0 | | | | | |
| | Per circuit | | | $TCO_2Eq$ | 85.8 | | | | 78.7 | | | | | |
| Piping connections | Evaporator water inlet/outlet (OD) | | | | 88.9 | | 114.3 | | | | | 139.7mm | | |
| | Condenser water inlet/outlet (OD) | | | | 5" | | | | | | | | | |
| Unit | Maximum starting current | | | A | 288 | | | | 380 | 397 | | 420 | | 438 |
| | Nominal running current (RLA) | Cooling | | A | 75 | 85 | 105 | 122 | 149 | 160 | 171 | 190 | 209 | 242 |
| | Maximum running current | | | A | 114 | 136 | 165 | 186 | 229 | 250 | 272 | 301 | 330 | 373 |
| Power supply | Phase/Frequency/Voltage | | | Hz/V | 3~/50/400 | | | | | | | | | |

# Water cooled screw chiller, high efficiency, standard sound




EWWD-G-SS/XS MicroTech III

| Heating only & Cooling only | | | | EWWD-G-XS | 190 | 230 | 280 | 320 | 380 | 400 | 460 | 500 | 550 | 650 |
|---|---|---|---|---|---|---|---|---|---|---|---|---|---|---|
| Cooling capacity | Nom. | | | kW | 185 | 222 | 276 | 306 | 365 | 407 | 443 | 495 | 539 | 602 |
| Heating capacity | Nom. | | | kW | 226 | 272 | 337 | 379 | 446 | 496 | 540 | 602 | 657 | 743 |
| Power input | Heating | Nom. | | kW | 40.6 | 49.4 | 61.0 | 73.4 | 81.1 | 89.0 | 97.0 | 107 | 117 | 141 |
| Capacity control | Method | | | | Stepless | | | | | | | | | |
| | Minimum capacity | | | % | 25.0 | | | | 12.5 | | | | | |
| EER | | | | | 4.57 | 4.50 | 4.53 | 4.17 | 4.50 | 4.58 | 4.57 | 4.61 | 4.59 | 4.26 |
| ESEER | | | | | 5.37 | 5.31 | 5.33 | 4.91 | 5.54 | 5.62 | 5.61 | 5.68 | 5.67 | 5.27 |
| COP | | | | | 5.57 | 5.50 | 5.53 | 5.17 | 5.50 | 5.58 | 5.6 | 5.61 | 5.59 | 5.26 |
| IPLV | | | | | 6.45 | 6.36 | 6.35 | 5.80 | 6.47 | 6.57 | 6.55 | 6.65 | 6.64 | 6.17 |
| Dimensions | Unit | Height | | mm | 1,860 | | | | 1,880 | | | | | |
| | | Width | | mm | 920 | | | | 860 | | | | | |
| | | Depth | | mm | 3,435 | | | | 4,305 | | | | | |
| Weight | Unit | | | kg | 1,650 | 1,665 | 1,680 | | 2,800 | 2,945 | 2,955 | 2,975 | 2,990 | |
| | Operation weight | | | kg | 1,800 | 1,810 | 1,820 | | 3,020 | 3,280 | 3,290 | 3,315 | 3,340 | |
| Water heat exchanger - evaporator | Type | | | | Single pass shell and tube | | | | | | | | | |
| | Water volume | | | l | 125 | 120 | 110 | | 170 | 285 | | 280 | | |
| | Water flow rate | Nom. | | l/s | 8.9 | 10.6 | 13.2 | 14.6 | 17.5 | 19.5 | 21.2 | 23.7 | 25.8 | 28.8 |
| | Water pressure drop | Cooling | Total | kPa | 23 | 31 | 30 | 37 | 28 | 21 | 24 | 33 | 39 | 47 |
| Water heat exchanger - condenser | Type | | | | Single pass shell and tube | | | | | | | | | |
| | Water flow rate | Nom. | | l/s | 10.9 | 13.1 | 16.2 | 18.2 | 10.7 | 10.9 | 13.0 | 13.2 | 15.8 | 17.9 |
| | Water flow rate 2 | Nom. | | l/s | - | | | | 10.7 | 13.0 | | 15.8 | | 17.9 |
| | Water pressure drop | Cooling | Nom. | kPa | 16 | 18 | 22 | 27 | 15 | | | | 14 | 17 |
| | Water pressure drop 2 | Cooling | Nom. | kPa | - | | | | 15 | | | 14 | | 17 |
| Compressor | Type | | | | Single screw compressor | | | | | | | | | |
| | Quantity | | | | 1 | | | | 2 | | | | | |
| Sound power level | Cooling | Nom. | | dBA | 88 | | | | 90 | | | | | |
| Sound pressure level | Cooling | Nom. | | dBA | 70 | | | | 72 | | | | | |
| Operation range | Evaporator | Cooling | Min.~Max. | °CDB | -8~15 | | | | | | | | | |
| | Condenser | Cooling | Min.~Max. | °CDB | 20~55 | | | | | | | | | |
| Refrigerant | Type / GWP | | | | R-134a / 1,430 | | | | | | | | | |
| | Circuits | Quantity | | | 1 | | | | 2 | | | | | |
| Refrigerant charge | Per circuit | | | kg | 60.0 | | | 65.0 | | 60.0 | 65.0 | | 60.0 | |
| | Per circuit | | | $TCO_2Eq$ | 85.8 | | | 93.0 | | 85.8 | 93.0 | | 85.8 | |
| Piping connections | Evaporator water inlet/outlet (OD) | | | | 114.3 | | | | 139.7 | 168.3mm | | | | |
| | Condenser water inlet/outlet (OD) | | | | 5" | | | | | | | | | |
| Unit | Maximum starting current | | | A | 288 | | | | 380 | 397 | | 420 | | 438 |
| | Nominal running current (RLA) | Cooling | | A | 71 | 81 | 96 | 109 | 142 | 152 | 161 | 174 | 186 | 210 |
| | Maximum running current | | | A | 114 | 136 | 165 | 186 | 229 | 250 | 272 | 301 | 330 | 373 |
| Power supply | Phase/Frequency/Voltage | | | Hz/V | 3~/50/400 | | | | | | | | | |

# Water cooled screw chiller, standard efficiency, standard sound

- All models are PED pressure vessel approved
- Stepless single-screw compressor
- Optimised for use with R-134a
- **One, two or three** truly independent **refrigerant circuits**
- Standard electronic expansion valve
- DX shell and tube evaporator – one pass refrigerant side to minimize pressure drops
- Partial and total heat recovery option available
- MicroTech III controller with superior control logic and easy interface

| Heating only & Cooling only | | | | EWWD-I-SS | 340 | 400 | 460 | 550 | 650 | 700 | 800 | 850 | 900 | 950 | C10 | C12 | C13 | C14 | C15 | C16 | C17 | C18 |
|---|---|---|---|---|---|---|---|---|---|---|---|---|---|---|---|---|---|---|---|---|---|---|
| Cooling capacity | Nom. | | | kW | 332 | 392 | 458 | 536 | 637 | 703 | 779 | 841 | 907 | 982 | 1,024 | 1,151 | 1,200 | 1,270 | 1,341 | 1,395 | 1,449 | 1,503 |
| Heating capacity | Nom. | | | kW | 405 | 481 | 562 | 660 | 783 | 863 | 955 | 1,032 | 1,112 | 1,207 | 1,267 | 1,412 | 1,475 | 1,560 | 1,648 | 1,721 | 1,793 | 1,866 |
| Power input | Cooling | Nom. | | kW | 73.5 | 88.6 | 104 | 124 | 146 | 160 | 176 | 191 | 205 | 225 | 243 | 262 | 275 | 290 | 307 | 325 | 344 | 363 |
| | Heating | Nom. | | kW | 73.5 | 88.6 | 104 | 124 | 146 | 160 | 176 | 191 | 205 | 225 | 243 | 262 | 275 | 290 | 307 | 325 | 344 | 363 |
| Capacity control | Method | | | | Stepless | | | | | | | | | | | | | | | | | |
| | Minimum capacity | | | % | 25.0 | | | | 12.5 | | | | | | | 8.3 | | | | | | |
| EER | | | | | 4.51 | 4.43 | 4.39 | 4.31 | 4.37 | 4.38 | 4.41 | 4.40 | 4.42 | 4.37 | 4.22 | 4.40 | 4.36 | 4.38 | 4.37 | 4.29 | 4.21 | 4.14 |
| ESEER | | | | | 4.55 | 4.46 | 4.44 | 4.37 | 4.99 | 5.18 | 5.00 | 5.13 | 4.92 | 5.05 | 4.82 | 4.96 | 5.00 | | 4.99 | 5.00 | 4.91 | 4.79 |
| COP | | | | | 5.51 | 5.43 | 5.39 | 5.31 | 5.37 | 5.38 | 5.41 | 5.40 | 5.42 | 5.37 | 5.22 | 5.40 | 5.36 | 5.38 | 5.37 | 5.29 | 5.21 | 5.14 |
| IPLV | | | | | 5.41 | 5.28 | 5.26 | 5.19 | 5.83 | 6.27 | 5.81 | 6.16 | 5.76 | 5.90 | 5.64 | 5.71 | 5.74 | 5.76 | 5.74 | | 5.65 | 5.45 |
| Dimensions | Unit | Height | mm | | 1,821 | | | | 2,103 | | | | | | | 2,323 | | | | | | |
| | | Width | mm | | 1,466 | | | | 1,350 | | | | | | | 2,130 | | | | | | |
| | | Depth | mm | | 3,298 | | | | 4,116 | | | | | | | 4,439 | | | | | | |
| Weight | Unit | | | kg | 2,150 | 2,160 | 2,179 | 2,224 | 3,909 | 3,927 | 3,945 | 3,971 | 3,996 | 4,080 | 4,092 | 6,079 | 6,097 | 6,136 | 6,174 | 6,192 | 6,210 | 6,228 |
| | Operation weight | | | kg | 2,380 | 2,396 | 2,410 | 2,457 | 4,217 | 4,228 | 4,243 | 4,262 | 4,288 | 4,369 | 4,386 | 6,628 | 6,646 | 6,670 | 6,699 | 6,717 | 6,735 | 6,761 |
| Water heat exchanger - evaporator | Type | | | | Single pass shell and tube | | | | | | | | | | | | | | | | | |
| | Water volume | | | l | 193 | | 183 | 172 | 271 | 263 | 256 | 248 | 241 | 233 | | 472 | 504 | 489 | 472 | | | |
| | Water flow rate | Nom. | | l/s | 15.9 | 18.8 | 21.9 | 25.7 | 30.5 | 33.6 | 37.3 | 40.3 | 43.4 | 47.0 | 49.0 | 55.1 | 57.4 | 60.8 | 64.2 | 66.8 | 69.4 | 72.0 |
| | Water pressure drop | Cooling | Nom. | kPa | 37 | 50 | 54 | 62 | 55 | 44 | 57 | 53 | 44 | 54 | 39 | 52 | 55 | 46 | 57 | 62 | 66 | 71 |
| | | Heating | Nom. | kPa | 37 | 50 | 54 | 62 | 55 | 44 | 57 | 53 | 44 | 54 | 39 | 52 | 55 | 46 | 57 | 62 | 66 | 71 |
| Water heat exchanger - condenser | Type | | | | Single pass shell and tube | | | | | | | | | | | | | | | | | |
| | Water flow rate | Nom. | | l/s | 19.5 | 23.1 | 27.0 | 31.7 | 18.8 | 19.1 | 23.0 | 23.2 | 26.8 | 27.2 | 30.5 | 22.6 | | 22.9 | 26.4 | | | 29.9 |
| | Water flow rate 2 | Nom. | | l/s | - | | | | 18.8 | 22.4 | 23.0 | 26.5 | 26.8 | 30.8 | 30.5 | 22.6 | | 26.1 | 26.4 | | 29.9 | |
| | Water flow rate 3 | Nom. | | l/s | - | | | | | | | | | | | 22.6 | 25.6 | 26.1 | 26.4 | | 29.9 | |
| | Water pressure drop | Cooling | Nom. | kPa | 26 | 28 | 30 | 26 | 25 | | 27 | 28 | 26 | 22 | 23 | 24 | | 25 | 24 | | | 23 |
| | | Heating | Nom. | kPa | 26 | 28 | 30 | 26 | 25 | 26 | 27 | 28 | 26 | 23 | | 24 | | 25 | 24 | | | 23 |
| | Water pressure drop 2 | Cooling | Nom. | kPa | - | | | | 25 | 26 | 27 | 26 | | 23 | | 24 | | 23 | 24 | | 23 | |
| | Water pressure drop 3 | Cooling | Nom. | kPa | - | | | | | | | | | | | 24 | 22 | 23 | 24 | 23 | | |
| Compressor | Type | | | | Single screw compressor | | | | | | | | | | | | | | | | | |
| | Quantity | | | | 1 | | | | 2 | | | | | | | 3 | | | | | | |
| Sound power level | Cooling | Nom. | | dBA | 94 | 97 | | | | | 98 | 99 | 100 | | | 101 | | | 103 | | | |
| Sound pressure level | Cooling | Nom. | | dBA | 75 | 76 | 78 | | | | 79 | 80 | 81 | | | 80 | 81 | | 83 | | | |
| Operation range | Evaporator | Cooling | Min.~Max. | °CDB | -8~15 | | | | | | | | | | | | | | | | | |
| | Condenser | Cooling | Min.~Max. | °CDB | 20~55 | | | | | | | | | | | | | | | | | |
| Refrigerant | Type / GWP | | | | R-134a / 1,430 | | | | | | | | | | | | | | | | | |
| | Circuits | Quantity | | | 1 | | | | 2 | | | | | | | 3 | | | | | | |
| Refrigerant charge | Per circuit | | | kg | 54.0 | 52.0 | 60.0 | 55.0 | 60.0 | 75.0 | 55.0 | | 50.0 | | | 52.0 | 51.7 | 51.3 | 51.0 | 50.7 | 50.3 | 58.0 |
| | Per circuit | | | $TCO_2Eq$ | 77.2 | 74.4 | 85.8 | 78.7 | 85.8 | 107.3 | 78.7 | | 71.5 | | | 74.4 | 73.9 | 73.4 | 72.9 | 72.5 | 72.0 | 82.9 |
| Piping connections | Evaporator water inlet/outlet (OD) | | | | 168.3mm | | | | | | | | | | | 219.1mm | | | | | | |
| | Condenser water inlet/outlet (OD) | | | | 5" | | | | | | | | | | | | | | | | | |
| Unit | Maximum starting current | | | A | 330 | 464 | | | 493 | 627 | 650 | 681 | | 703 | | 836 | 867 | 898 | | 920 | 942 | |
| | Nominal running current (RLA) | Cooling | | A | 119 | 145 | 166 | 196 | 236 | 262 | 288 | 310 | 329 | 355 | 382 | 431 | 450 | 470 | 493 | 520 | 547 | 574 |
| | Maximum running current | | | A | 204 | 233 | 271 | 299 | 407 | 436 | 465 | 504 | 542 | 570 | 597 | 698 | 737 | 775 | 814 | 841 | 868 | 896 |
| Power supply | Phase/Frequency/Voltage | | | Hz/V | 3~/50/400 | | | | | | | | | | | | | | | | | |

# Water cooled screw chiller, high efficiency, standard sound




EWWD-I-SS/XS

MicroTech III

| Heating only & Cooling only | | | | EWWD-I-XS | 360 | 440 | 500 | 600 | 750 | 800 | 850 | 950 | C10 | C11 | C12 |
|---|---|---|---|---|---|---|---|---|---|---|---|---|---|---|---|
| Cooling capacity | Nom. | | | kW | 360 | 431 | 504 | 570 | 717 | 791 | 863 | 929 | 971 | 1,035 | 1,130 |
| Heating capacity | Nom. | | | kW | 435 | 520 | 608 | 697 | 865 | 995 | 1,040 | 1,122 | 1,180 | 1,263 | 1,380 |
| Power input | Cooling | Nom. | | kW | 74.5 | 89.5 | 104 | 127 | 148 | 163 | 178 | 193 | 208 | 228 | 250 |
| | Heating | Nom. | | kW | 74.5 | 89.5 | 104 | 127 | 148 | 163 | 178 | 193 | 208 | 228 | 250 |
| Capacity control | Method | | | | Stepless | | | | | | | | | | |
| | Minimum capacity | | | % | 25.0 | | | | 12.5 | | | | | | |
| EER | | | | | 4.83 | 4.82 | | 4.50 | 4.85 | 4.84 | 4.85 | 4.81 | 4.66 | 4.53 | 4.51 |
| ESEER | | | | | 4.81 | 4.74 | 4.70 | 4.60 | 5.52 | 5.68 | 5.41 | 5.53 | 5.31 | 5.45 | 5.10 |
| COP | | | | | 5.83 | 5.82 | | 5.50 | 5.85 | 5.84 | 5.85 | 5.81 | 5.66 | 5.53 | 5.51 |
| IPLV | | | | | 5.72 | 5.63 | 5.57 | 5.47 | 6.45 | 6.89 | 6.33 | 6.63 | 6.19 | 6.35 | 5.97 |
| Dimensions | Unit | Height | | mm | 1,883 | | | | 2,245 | | | | | | |
| | | Width | | mm | 1,430 | | | | 1,350 | | | | | | |
| | | Depth | | mm | 4,012 | | | | 4,782 | | | | | | |
| Weight | Unit | | | kg | 2,594 | 2,667 | 2,704 | | 4,964 | 4,997 | 5,049 | 5,073 | 5,097 | 5,132 | |
| | Operation weight | | | kg | 2,998 | 3,078 | 3,116 | | 5,582 | 5,615 | 5,671 | 5,695 | 5,729 | 5,741 | |
| Water heat exchanger - evaporator | Type | | | | Single pass shell and tube | | | | | | | | | | |
| | Water volume | | | l | 326 | 317 | 308 | | 539 | | 528 | | | 504 | |
| | Water flow rate | Nom. | | l/s | 17.3 | 20.7 | 24.1 | 27.3 | 34.4 | 37.9 | 41.3 | 44.5 | 46.6 | 49.5 | 54.1 |
| | Water pressure drop | Cooling | Nom. | kPa | 64 | | 54 | 68 | 58 | 68 | 56 | 64 | 72 | 46 | 52 |
| | | Heating | Nom. | kPa | 64 | | 54 | 68 | 58 | 68 | 56 | 64 | 72 | 46 | 52 |
| Water heat exchanger - condenser | Type | | | | Single pass shell and tube | | | | | | | | | | |
| | Water flow rate | Nom. | | l/s | 20.9 | 25.0 | 29.2 | 33.4 | 20.8 | 21.0 | 25.0 | | 28.3 | | 33.1 |
| | Water flow rate 2 | Nom. | | l/s | - | | | | 20.8 | 24.9 | 25.0 | 28.8 | 28.3 | 32.3 | 33.1 |
| | Water pressure drop | Cooling | Nom. | kPa | 48 | 47 | 51 | 66 | 48 | | 47 | | 50 | 51 | 65 |
| | | Heating | Nom. | kPa | 48 | 47 | 51 | 66 | 48 | | 47 | 50 | | 65 | |
| | Water pressure drop 2 | Cooling | Nom. | kPa | - | | | | 48 | 47 | | 50 | | 65 | |
| Compressor | Type | | | | Single screw compressor | | | | | | | | | | |
| | Quantity | | | | 1 | | | | 2 | | | | | | |
| Sound power level | Cooling | Nom. | | dBA | 94 | 97 | | | | | 98 | 99 | 100 | | |
| Sound pressure level | Cooling | Nom. | | dBA | 75 | 76 | 78 | | | | 79 | 80 | 81 | | |
| Operation range | Evaporator | Cooling | Min.~Max. | °CDB | -8~15 | | | | | | | | | | |
| | Condenser | Cooling | Min.~Max. | °CDB | 20~55 | | | | | | | | | | |
| Refrigerant | Type / GWP | | | | R-134a / 1,430 | | | | | | | | | | |
| | Circuits | Quantity | | | 1 | | | | 2 | | | | | | |
| Refrigerant charge | Per circuit | | | kg | 100.0 | 87.0 | 130.0 | 105.0 | 90.0 | 88.5 | 87.0 | 86.0 | 85.0 | | |
| | Per circuit | | | $TCO_2Eq$ | 143.0 | 124.4 | 185.9 | 150.2 | 128.7 | 126.6 | 124.4 | 123.0 | 121.6 | | |
| Piping connections | Evaporator water inlet/outlet (OD) | | | | 168.3mm | | | | 219.1mm | | | | | | |
| | Condenser water inlet/outlet (OD) | | | | 5" | | | | | | | | | | |
| Unit | Maximum starting current | | | A | 330 | 464 | | | 493 | 627 | 650 | 681 | | 703 | |
| | Nominal running current (RLA) | Cooling | | A | 117 | 144 | 164 | 194 | 235 | 261 | 287 | 307 | 327 | 358 | 388 |
| | Maximum running current | | | A | 204 | 233 | 271 | 299 | 407 | 436 | 465 | 504 | 542 | 570 | 597 |
| Power supply | Phase/Frequency/Voltage | | | Hz/V | 3~/50/400 | | | | | | | | | | |

# Water cooled screw chiller, standard efficiency, standard sound

- Compact design to allow **easy indoor installation or retrofit operations**
- Daikin semi-hermetic single screw stepless compressor
- **High energy efficiency both at full and part load conditions**
- Chilled water temperatures **down to -10°C** on standard unit
- Optimised for use with **R-134a**
- MicroTech III controller with superior control logic and easy interface




EWWD-J-SS



MicroTech III

| Heating only & Cooling only | | | | EWWD-J-SS | 120 | 140 | 150 | 180 | 210 | 250 | 280 | 310 | 330 | 360 | 380 | 400 | 450 | 500 | 530 | 560 |
|---|---|---|---|---|---|---|---|---|---|---|---|---|---|---|---|---|---|---|---|---|
| Cooling capacity | Nom. | | | kW | 120 | 146 | 154 | 177 | 207 | 255 | 284 | 309 | 333 | 356 | 385 | 415 | 463 | 512 | 540 | 568 |
| Heating capacity | Nom. | | | kW | 148 | 180 | 194 | 223 | 258 | 315 | 354 | 388 | 417 | 446 | 486 | 515 | 573 | 631 | 669 | 709 |
| Power input | Cooling | Nom. | | kW | 28.0 | 34.0 | 39.5 | 45.3 | 50.4 | 59.9 | 70.0 | 78.8 | 84.6 | 90.3 | 101 | | 110 | 120 | 130 | 140 |
| | Heating | Nom. | | kW | 28.0 | 34.0 | 39.5 | 45.3 | 50.4 | 59.9 | 70.0 | 78.8 | 84.6 | 90.3 | 101 | | 110 | 120 | 130 | 140 |
| Capacity control | Method | | | | Stepless | | | | | | | | | | | | | | | |
| | Minimum capacity | | | % | 25.0 | | | | | | | 12.5 | | | | | | | | |
| EER | | | | | 4.28 | 4.29 | 3.90 | 3.91 | 4.11 | 4.26 | 4.06 | 3.92 | 3.94 | | 3.82 | 4.12 | 4.20 | 4.28 | 4.16 | 4.05 |
| ESEER | | | | | 4.51 | 4.20 | | 4.28 | 4.68 | 4.01 | | 4.32 | 4.35 | 4.50 | 4.31 | 4.65 | 4.74 | 4.83 | 4.73 | 4.33 |
| COP | | | | | 5.28 | 5.29 | 4.90 | 4.91 | 5.11 | 5.26 | 5.06 | 4.92 | 4.94 | | 4.82 | 5.12 | 5.20 | 5.28 | 5.16 | 5.05 |
| IPLV | | | | | 5.18 | 5.06 | | 5.05 | 5.16 | 5.70 | 4.88 | 5.06 | 5.13 | 5.29 | 5.03 | 5.48 | 5.59 | 5.71 | 5.55 | 5.09 |
| Dimensions | Unit | Height | | mm | 1,020 | | | | | | | 2,000 | | | | | | | | |
| | | Width | | mm | 913 | | | | | | | | | | | | | | | |
| | | Depth | | mm | 2,684 | | | | | | | | | | | | | | | |
| Weight | Unit | | | kg | 1,177 | 1,233 | 1,334 | 1,366 | 1,416 | 1,600 | 1,607 | 2,668 | 2,700 | 2,732 | 2,782 | 2,832 | 3,016 | 3,200 | 3,207 | 3,215 |
| | Operation weight | | | kg | 1,211 | 1,276 | 1,378 | 1,415 | 1,473 | 1,663 | 1,675 | 2,755 | 2,792 | 2,830 | 2,888 | 2,946 | 3,136 | 3,327 | 3,338 | 3,350 |
| Water heat exchanger - evaporator | Type | | | | Plate heat exchanger | | | | | | | | | | | | | | | |
| | Water volume | | | l | 14 | 18 | 14 | 17 | 20 | 26 | | 29 | 31 | 33 | 37 | 41 | 46 | 52 | | |
| | Water flow rate | Nom. | | l/s | 5.7 | 7.0 | 7.4 | 8.5 | 9.9 | 12.2 | 13.6 | 14.8 | 15.9 | 17.0 | 18.4 | 19.8 | 22.1 | 24.5 | 25.8 | 27.2 |
| | Water pressure drop | Cooling | Nom. | kPa | 15 | 14 | 43 | 40 | 35 | 28 | 34 | 43 | 40 | | 37 | 35 | 31 | 28 | 31 | 34 |
| | | Heating | Nom. | kPa | 15 | 14 | 43 | 40 | 35 | 28 | 34 | 43 | 40 | | 37 | 35 | 31 | 28 | 31 | 34 |
| Water heat exchanger - condenser | Type | | | | Single pass shell and tube | | | | | | | | | | | | | | | |
| | Water flow rate | Nom. | | l/s | 7.1 | 8.6 | 9.3 | 10.7 | 12.4 | 15.2 | 17.0 | 9.3 | | 10.7 | 11.0 | 12.4 | | 15.2 | 15.3 | 17.0 |
| | Water flow rate 2 | Nom. | | l/s | - | | | | | | | 9.3 | 10.7 | | 12.4 | | 15.2 | | 16.9 | 17.0 |
| | Water pressure drop | Cooling | Nom. | kPa | 19 | 12 | | 11 | 16 | 26 | | 12 | | | 11 | | 16 | | 26 | |
| | | Heating | Nom. | kPa | 19 | 12 | | 11 | 16 | 26 | | 12 | | | 11 | | 16 | | 26 | |
| | Water pressure drop 2 | Cooling | Nom. | kPa | - | | | | | | | 12 | | | 11 | | 16 | | 26 | |
| Compressor | Type | | | | Single screw compressor | | | | | | | | | | | | | | | |
| | Quantity | | | | 1 | | | | | | | 2 | | | | | | | | |
| Sound power level | Cooling | Nom. | | dBA | 89 | | | | | | | 94 | | | | | | | | |
| Sound pressure level | Cooling | Nom. | | dBA | 79 | | | | | | | 82 | | | | | | | | |
| Operation range | Evaporator | Cooling | Min.~Max. | °CDB | -10~15 | | | | | | | | | | | | | | | |
| | Condenser | Cooling | Min.~Max. | °CDB | 23~60 | | | | | | | | | | | | | | | |
| Refrigerant | Type / GWP | | | | R-134a / 1,430 | | | | | | | | | | | | | | | |
| | Circuits | Quantity | | | 1 | | | | | | | 2 | | | | | | | | |
| Refrigerant charge | Per circuit | | | kg | 18.0 | 35.0 | 34.0 | 37.0 | | 38.0 | | 33.0 | 33.5 | 34.0 | 35.0 | 36.0 | 37.0 | 38.0 | | |
| | Per circuit | | | $TCO_2Eq$ | 25.7 | 50.1 | 48.6 | 52.9 | | 54.3 | | 47.2 | 47.9 | 48.6 | 50.1 | 51.5 | 52.9 | 54.3 | | |
| Piping connections | Evaporator water inlet/outlet | | | mm | 76.2 | | | | | | | | | | | | | | | |
| | Condenser water inlet/outlet (OD) | | | | 2" 1/2 | 4" | | | | | | | | | | | | | | |
| Unit | Maximum starting current | | | A | 151 | | 195 | | | 288 | | 281 | 293 | | 310 | | 403 | 422 | 440 | |
| | Nominal running current (RLA) | Cooling | | A | 48 | 57 | 67 | 74 | 83 | 97 | 109 | 134 | 141 | 149 | 157 | 165 | 180 | 195 | 206 | 218 |
| | Maximum running current | | | A | 76 | 97 | 107 | 122 | 143 | 167 | 189 | 215 | 230 | 245 | 265 | 286 | 311 | 335 | 357 | 378 |
| Power supply | Phase/Frequency/Voltage | | | Hz/V | 3~/50/400 | | | | | | | | | | | | | | | |

# Water cooled screw chiller, high efficiency, standard sound

- High energy efficient units: **full range Eurovent Class A**
- **Heat pump version** available
- **Flooded type heat exchangers**
- MicroTech III controller with superior control logic and easy interface



EWWD-H-XS MicroTech III

| Heating only & Cooling only | | | | EWWD-H-XS | 370 | 450 | 530 | 610 | 750 | 830 | 930 | 980 | C10 | C11 | C12 |
|---|---|---|---|---|---|---|---|---|---|---|---|---|---|---|---|
| Cooling capacity | Nom. | | | kW | 368 | 444 | 520 | 606 | 745 | 825 | 930 | 975 | 1,047 | 1,130 | 1,212 |
| Heating capacity | Nom. | | | kW | 432 | 520 | 608 | 709 | 873 | 965 | 1,083 | 1,141 | 1,224 | 1,321 | 1,416 |
| Power input | Cooling | Nom. | | kW | 65.2 | 77.8 | 89.8 | 104 | 130 | 143 | 156 | 168 | 179 | 193 | 207 |
| | Heating | Nom. | | kW | 64.0 | 76.7 | 88.4 | 103 | 128 | 140 | 154 | 166 | 177 | 191 | 204 |
| Capacity control | Method | | | | Stepless | | | | | | | | | | |
| | Minimum capacity | | | % | 25.0 | | | | 12.5 | | | | | | |
| EER | | | | | 5.64 | 5.70 | 5.78 | 5.81 | 5.74 | 5.79 | 5.95 | 5.80 | 5.84 | | 5.85 |
| ESEER | | | | | 5.80 | 5.82 | 5.90 | 5.91 | 6.44 | 6.51 | 6.59 | 6.63 | 6.66 | 6.69 | 6.68 |
| COP | | | | | 6.75 | 6.79 | 6.88 | 6.89 | 6.84 | 6.87 | 7.06 | 6.89 | 6.93 | | 6.94 |
| IPLV | | | | | 6.93 | 6.99 | 7.09 | 7.10 | 7.73 | 7.81 | 7.89 | 7.96 | 8.00 | 8.02 | |
| Dimensions | Unit | Height | | mm | 2,121 | | | 2,048 | | | | | 2,161 | | |
| | | Width | | mm | 1,353 | | | 1,384 | 1,689 | | | | 1,711 | | |
| | | Depth | | mm | 3,341 | | 3,419 | 3,417 | 3,609 | | | | 3,509 | | |
| Weight | Unit | | | kg | 3,089 | 3,370 | 3,603 | 3,781 | 5,289 | 5,375 | 5,654 | 5,707 | 6,066 | 6,105 | 6,156 |
| | Operation weight | | | kg | 3,250 | 3,588 | 3,870 | 4,163 | 5,694 | 5,835 | 6,174 | 6,262 | 6,709 | 6,773 | 6,859 |
| Water heat exchanger - evaporator | Type | | | | Single pass shell and tube | | | | | | | | | | |
| | Water volume | | | l | 78 | 107 | 134 | 160 | 172 | 201 | 261 | 272 | 295 | 310 | 327 |
| | Water flow rate | Nom. | | l/s | 17.6 | 21.2 | 24.9 | 29.0 | 35.7 | 39.5 | 44.5 | 46.7 | 50.1 | 54.1 | 58.0 |
| | Water pressure drop | Cooling | Nom. | kPa | 40 | 33 | | 40 | 47 | 38 | 35 | 36 | 33 | 32 | |
| | | Heating | Nom. | kPa | 40 | 33 | | 40 | 47 | 38 | 35 | 36 | 33 | 32 | |
| Water heat exchanger - condenser | Type | | | | Single pass shell and tube | | | | | | | | | | |
| | Water flow rate | Nom. | | l/s | 20.8 | 25.1 | 29.3 | 34.2 | 42.1 | 46.5 | 52.2 | 55.0 | 59.0 | 63.7 | 68.3 |
| | Water pressure drop | Cooling | Nom. | kPa | 31 | 26 | 28 | 23 | 30 | 28 | 33 | 31 | 29 | 30 | |
| | | Heating | Nom. | kPa | 31 | 26 | 28 | 23 | 30 | 28 | 33 | 31 | 29 | 30 | |
| Compressor | Type | | | | Single screw compressor | | | | | | | | | | |
| | Quantity | | | | 1 | | | | 2 | | | | | | |
| Sound power level | Cooling | Nom. | | dBA | 97 | 98 | 99 | | 100 | 101 | | 102 | | 103 | |
| Sound pressure level | Cooling | Nom. | | dBA | 78 | 79 | 80 | | 81 | 82 | | 83 | | 84 | |
| Operation range | Evaporator | Cooling | Min.~Max. | °CDB | -8~15 | | | | | | | | | | |
| | Condenser | Cooling | Min.~Max. | °CDB | 18~60 | | | | | | | | | | |
| Refrigerant | Type / GWP | | | | R-134a / 1,430 | | | | | | | | | | |
| | Circuits | Quantity | | | 1 | | | | | | | | | | |
| Refrigerant charge | Per circuit | | | kg | 180.0 | 210.0 | 230.0 | 250.0 | 270.0 | | | | 300.0 | | 320.0 |
| | Per circuit | | | $TCO_2Eq$ | 257.4 | 300.3 | 328.9 | 357.5 | 386.1 | | | | 429.0 | | 457.6 |
| Piping connections | Evaporator water inlet/outlet | | | mm | 168.3 | | | 219.1 | | | | | | | |
| | Condenser water inlet/outlet | | | inch | 6 | | | 8 | | | | | | | |
| Unit | Maximum starting current | | | A | 330 | | | 464 | 448 | 471 | | 492 | | 626 | 646 |
| | Nominal running current (RLA) | Cooling | | A | 107 | 124 | 141 | 166 | 213 | 231 | 249 | 266 | 283 | 307 | 330 |
| | Maximum running current | | | A | 148 | 176 | 202 | 228 | 296 | 323 | 351 | 378 | 404 | 430 | 456 |
| Power supply | Phase/Frequency/Voltage | | | Hz/V | 3~/50/400 | | | | | | | | | | |

# Condenserless scroll chiller

- One of the most **compact units** on the market: 600mmx600mmx600mm
- Daikin scroll compressor
- Optimised for use with **R-407C**
- Electronic DDC controller
- Low operating sound level
- Low energy consumption
- Low refrigerant volume
- Easy installation and maintenance
- Stainless steel plate heat exchanger
- Compatible with hydraulic module EHMC
- Standard integrated: main switch, pressure ports, flow switch, filter, shut-off valves and air purge
- µC²SE controller featuring top-of-the-range performance and user friendliness



EWLP012-030KBW1N µC²SE

| Cooling only | | | | EWLP-KBW1N | 012 | 020 | 026 | 030 | 040 | 055 | 065 |
|---|---|---|---|---|---|---|---|---|---|---|---|
| Cooling capacity | Nom. | | | kW | 12.1 | 20.0 | 26.8 | 31.2 | 40.0 | 53.7 | 62.4 |
| Power input | Cooling | Nom. | | kW | 4.2 | 6.6 | 8.5 | 10.1 | 13.4 | 17.8 | 20.3 |
| Capacity steps number | | | | | 1 | | | | 2 | | |
| EER | | | | | 2.88 | 3.03 | 3.15 | 3.09 | 2.99 | 3.02 | 3.07 |
| Dimensions | Unit | HeightxWidthxDepth | | mm | 600x600x600 | | | | 600x600x1,200 | | |
| Weight | Unit | | | kg | 108 | 141 | 147 | 151 | 252 | 265 | 274 |
| Water heat exchanger - evaporator | Minimum water volume in the system | | | l | 62 | 103 | 134 | 155 | 205 | 268 | 311 |
| | Type | | | | Brazed plate | | | | | | |
| | Water flow rate | Min. | | l/min | 31 | 53 | 65 | 76 | 101 | 131 | 152 |
| | | Nom. | | l/min | 35 | 57 | 77 | 89 | 115 | 154 | 179 |
| | | Max. | | l/min | 69 | 115 | 154 | 179 | 229 | 308 | 357 |
| | Model | Quantity | | | 1 | | | | | | |
| Compressor | Type | | | | Hermetically sealed scroll compressor | | | | | | |
| | Quantity | | | | 1 | | | | 2 | | |
| Sound power level | Cooling | Nom. | | dBA | 64 | | | 71 | 67 | | 74 |
| Operation range | Evaporator | Cooling | Min.~Max. | °CDB | -10~20 | | | | | | |
| | Condenser | Cooling | Min.~Max. | °CDB | 25~60 | | | | | | |
| Refrigerant | Type / GWP | | | | R-407C / 1,773.9 | | | | | | |
| | Control | | | | Thermostatic expansion valve | | | | | | |
| | Circuits | Quantity | | | 1 | | | | 2 | | |
| Piping connections | Evaporator water inlet/outlet (OD) | | | | FBSP 25mm | | | | FBSP 40mm | | |
| | Evaporator water drain | | | | Field installation | | | | | | |
| Power supply | Phase/Frequency/Voltage | | | Hz/V | 3N~/50/400 | | | | | | |

# Condenserless screw chiller, standard efficiency, standard sound

- Compact design to allow **easy indoor installation or retrofit operations**
- Daikin semi-hermetic single screw stepless compressor
- **High energy efficiency both at full and part load conditions**
- Chilled water temperatures **down to -10°C** on standard unit
- Optimised for use with **R-134a**
- MicroTech III controller with superior control logic and easy interface



EWLD-J-SS



MicroTech III

| Cooling only | | | | EWLD-J-SS | 110 | 130 | 145 | 165 | 235 | 195 | 265 | 290 | 310 | 330 | 360 | 390 | 430 | 470 | 500 | 530 |
|---|---|---|---|---|---|---|---|---|---|---|---|---|---|---|---|---|---|---|---|---|
| Cooling capacity | Nom. | | | kW | 110 | 128 | 142 | 163 | 236 | 191 | 264 | 285 | 306 | 327 | 355 | 382 | 428 | 473 | 501 | 529 |
| Power input | Cooling | Nom. | | kW | 31.2 | 38.4 | 43.8 | 50.4 | 66.0 | 56.0 | 75.3 | 87.4 | 94.0 | 100 | 106 | 111 | 122 | 132 | 141 | 150 |
| Capacity control | Method | | | | Stepless | | | | | | | | | | | | | | | |
| | Minimum capacity | | | % | 25.0 | | | | | | | 12.5 | | | | | | | | |
| EER | | | | | 3.51 | 3.33 | 3.25 | 3.24 | 3.58 | 3.42 | 3.51 | 3.26 | 3.25 | | 3.35 | 3.43 | 3.52 | 3.59 | 3.55 | 3.52 |
| Dimensions | Unit | Height | | mm | 1,020 | | | | | | | 2,000 | | | | | | | | |
| | | Width | | mm | 913 | | | | | | | | | | | | | | | |
| | | Depth | | mm | 2,684 | | | | | | | | | | | | | | | |
| Weight | Unit | | | kg | 1,124 | 1,141 | 1,237 | 1,263 | 1,489 | 1,305 | 1,489 | 2,474 | 2,500 | 2,526 | 2,568 | 2,611 | 2,795 | 2,979 | | |
| | Operation weight | | | kg | 1,138 | 1,159 | 1,253 | 1,281 | 1,518 | 1,327 | 1,518 | 2,505 | 2,533 | 2,562 | 2,608 | 2,655 | 2,845 | 3,036 | | |
| Water heat exchanger - evaporator | Type | | | | Plate heat exchanger | | | | | | | | | | | | | | | |
| | Water volume | | | l | 14 | 18 | 14 | 17 | 26 | 20 | 26 | 29 | 31 | 33 | 37 | 41 | 46 | 52 | | |
| | Water flow rate | Nom. | | l/s | 5.2 | 6.1 | 6.8 | 7.8 | 11.3 | 9.2 | 12.6 | 13.6 | 14.6 | 15.6 | 17.0 | 18.3 | 20.5 | 22.6 | 24.0 | 25.3 |
| | Water pressure drop | Cooling | Nom. | kPa | 14 | 13 | 39 | 37 | 26 | 33 | 32 | 39 | 37 | | 34 | 33 | 29 | 26 | 29 | 32 |
| Compressor | Type | | | | Single screw compressor | | | | | | | | | | | | | | | |
| | Quantity | | | | 1 | | | | | | | 2 | | | | | | | | |
| Sound power level | Cooling | Nom. | | dBA | 89 | | | | | | | 94 | | | | | | | | 96 |
| Sound pressure level | Cooling | Nom. | | dBA | 79 | | | | | | | 82 | | | | | | | | 83 |
| Operation range | Evaporator | Cooling | Min.~Max. | °CDB | -10~15 | | | | | | | | | | | | | | | |
| | Condenser | Cooling | Min.~Max. | °CDB | 25~60 | | | | | | | | | | | | | | | |
| Refrigerant | Type / GWP | | | | R-134a / 1,430 | | | | | | | | | | | | | | | |
| | Circuits | Quantity | | | 1 | | | | | | | 2 | | | | | | | | |
| Piping connections | Evaporator water inlet/outlet (OD) | | | | 76.2 mm | | | | | | | | | | | | | | | |
| Unit | Maximum starting current | | | A | 151 | | 195 | | 288 | 195 | 288 | 281 | 293 | | 310 | | 403 | 422 | 440 | |
| | Nominal running current (RLA) | Cooling | | A | 52 | 62 | 72 | 81 | 107 | 91 | 120 | 145 | 153 | 162 | 171 | 181 | 197 | 214 | 227 | 241 |
| | Maximum running current | | | A | 76 | 97 | 107 | 122 | 167 | 143 | 189 | 215 | 230 | 245 | 265 | 286 | 311 | 335 | 357 | 378 |
| Power supply | Phase/Frequency/Voltage | | | Hz/V | 3~/50/400 | | | | | | | | | | | | | | | |

# Condenserless screw chiller, standard efficiency, standard sound

- Stepless single-screw compressor
- Optimised for use with **R-134a**
- **1-2 truly independent refrigerant circuits**
- Standard electronic expansion valve
- DX shell and tube evaporator – one pass refrigerant side for easy oil circulation and return
- All models are PED pressure vessel approved
- Partial heat recovery available
- MicroTech III controller with superior control logic and easy interface




EWLD-G-SS MicroTech III

| Cooling only | | | | EWLD-G-SS | 160 | 190 | 240 | 280 | 320 | 360 | 380 | 420 | 480 | 550 |
|---|---|---|---|---|---|---|---|---|---|---|---|---|---|---|
| Cooling capacity | Nom. | | | kW | 160 | 188 | 243 | 269 | 315 | 350 | 379 | 426 | 474 | 524 |
| Power input | Cooling | Nom. | | kW | 46.2 | 55.3 | 66.9 | 75.7 | 92.3 | 101 | 110 | 122 | 133 | 151 |
| Capacity control | Method | | | | Stepless | | | | | | | | | |
| | Minimum capacity | | | % | 25.0 | | | | 12.5 | | | | | |
| EER | | | | | 3.47 | 3.40 | 3.64 | 3.55 | 3.41 | 3.46 | 3.43 | 3.51 | 3.56 | 3.48 |
| Dimensions | Unit | Height | | mm | 1,860 | | | | 1,880 | 1,942 | | | | |
| | | Width | | mm | 1,000 | | | | 1,100 | | | | | |
| | | Depth | | mm | 3,700 | | | | 4,400 | | | | | |
| Weight | Unit | | | kg | 1,280 | | 1,398 | | 2,442 | 2,446 | | 2,501 | 2,506 | |
| | Operation weight | | | kg | 1,337 | | 1,516 | | 2,560 | | | 2,670 | | |
| Water heat exchanger - evaporator | Type | | | | Single pass shell and tube | | | | | | | | | |
| | Water volume | | | l | 60 | 56 | 123 | | 118 | 113 | | 173 | 168 | |
| | Water flow rate | Nom. | | l/s | 7.7 | 9.0 | 11.6 | 12.9 | 15.1 | 16.8 | 18.2 | 20.4 | 22.7 | 25.1 |
| | Water pressure drop | Cooling | Nom. | kPa | 42 | 58 | 40 | 49 | 55 | 54 | 63 | 48 | 49 | 59 |
| Compressor | Type | | | | Single screw compressor | | | | | | | | | |
| | Quantity | | | | 1 | | | | 2 | | | | | |
| Sound power level | Cooling | Nom. | | dBA | 88 | | | | 90 | | | | | |
| Sound pressure level | Cooling | Nom. | | dBA | 70 | | | | 72 | | | | | |
| Operation range | Evaporator | Cooling | Min.~Max. | °CDB | -8~15 | | | | | | | | | |
| | Condenser | Cooling | Min.~Max. | °CDB | 25~60 | | | | | | | | | |
| Refrigerant | Type / GWP | | | | R-134a / 1,430 | | | | | | | | | |
| | Circuits | Quantity | | | 1 | | | | 2 | | | | | |
| Piping connections | Evaporator water inlet/outlet (OD) | | | | 88.9mm | | 114.3mm | | | | | 139.7mm | | |
| Unit | Maximum starting current | | | A | 288 | | | | 380 | 397 | | 420 | | 438 |
| | Nominal running current (RLA) | Cooling | | A | 79 | 90 | 107 | 120 | 157 | 169 | 181 | 197 | 213 | 240 |
| | Maximum running current | | | A | 114 | 136 | 165 | 186 | 229 | 250 | 272 | 301 | 330 | 373 |
| Power supply | Phase/Frequency/Voltage | | | Hz/V | 3~/50/400 | | | | | | | | | |

# Condenserless screw chiller, standard efficiency, standard sound

- DX shell and tube evaporator – one pass refrigerant side for easy oil circulation and return
- Stepless single-screw compressor
- Standard electronic expansion valve
- All models are PED pressure vessel approved
- Optimised for use with R-134a




EWLD-I-SS MicroTech III

| Cooling only | | | | EWLD-I-SS | 320 | 400 | 420 | 500 | 600 | 650 | 750 | 800 | 850 | 900 | 950 | C10 | C11 | C12 | C13 | C14 | C15 | C16 | C17 |
|---|---|---|---|---|---|---|---|---|---|---|---|---|---|---|---|---|---|---|---|---|---|---|---|
| Cooling capacity | Nom. | | | kW | 315 | 374 | 437 | 509 | 607 | 670 | 740 | 802 | 865 | 935 | 975 | 1,029 | 1,097 | 1,144 | 1,210 | 1,278 | 1,330 | 1,381 | 1,433 |
| Power input | Cooling | Nom. | | kW | 80.3 | 96.0 | 113 | 134 | 160 | 175 | 192 | 208 | 224 | 246 | 264 | 283 | 286 | 302 | 318 | 336 | 356 | 375 | 395 |
| Capacity control | Method | | | | Stepless | | | | | | | | | | | | | | | | | | |
| | Minimum capacity | | | % | 25.0 | | | | 12.5 | | | | | | | 8.3 | | | | | | | |
| EER | | | | | 3.93 | 3.89 | 3.88 | 3.79 | 3.80 | 3.82 | 3.86 | | | 3.81 | 3.69 | 3.64 | 3.83 | 3.79 | 3.80 | | 3.74 | 3.68 | 3.63 |
| Dimensions | Unit | Height | | mm | 1,899 | | | | 2,325 | | | | | | | 2,415 | | | | | | | |
| | | Width | | mm | 1,464 | | | | | | | | | | | 2,135 | | | | | | | |
| | | Depth | | mm | 3,114 | | | | 4,391 | | | | | | | 4,426 | | | | | | | |
| Weight | Unit | | | kg | 1,861 | | 1,869 | 1,884 | 3,331 | 3,339 | 3,347 | 3,356 | 3,364 | 3,412 | | 5,146 | 5,167 | | 5,188 | 5,208 | | | |
| | Operation weight | | | kg | 2,054 | | 2,052 | 2,056 | 3,602 | | 3,603 | 3,604 | 3,605 | 3,645 | | 5,667 | 5,671 | | 5,677 | 5,680 | | | |
| Water heat exchanger - evaporator | Type | | | | Single pass shell and tube | | | | | | | | | | | | | | | | | | |
| | Water volume | | | l | 193 | | 183 | 172 | 271 | 263 | 256 | 248 | 241 | 233 | | 504 | | 489 | 472 | 504 | | 489 | 472 |
| | Water flow rate | Nom. | | l/s | 15.1 | 17.9 | 20.9 | 24.4 | 29.1 | 32.1 | 35.4 | 38.4 | 41.4 | 44.8 | 46.7 | 49.3 | 52.5 | 54.8 | 57.9 | 61.2 | 63.7 | 66.1 | 68.6 |
| | Water pressure drop | Cooling | Total | kPa | 34 | 46 | 49 | 56 | 50 | 40 | 52 | 49 | 40 | 49 | 36 | 54 | 47 | 51 | 43 | 53 | 57 | 61 | 65 |
| Compressor | Type | | | | Single screw compressor | | | | | | | | | | | | | | | | | | |
| | Quantity | | | | 1 | | | | 2 | | | | | | | 3 | | | | | | | |
| Sound power level | Cooling | Nom. | | dBA | 94 | 97 | | | | | 98 | 99 | 100 | | | | | 101 | | 103 | | | |
| Sound pressure level | Cooling | Nom. | | dBA | 75 | 76 | 78 | | | | 79 | 80 | 81 | | | 80 | | 81 | | 83 | | | |
| Operation range | Evaporator | Cooling | Min.~Max. | °CDB | -8~15 | | | | | | | | | | | | | | | | | | |
| | Condenser | Cooling | Min.~Max. | °CDB | 25~60 | | | | | | | | | | | | | | | | | | |
| Refrigerant | Type / GWP | | | | R-134a / 1,430 | | | | | | | | | | | | | | | | | | |
| | Circuits | Quantity | | | 1 | | | | 2 | | | | | | | 3 | | | | | | | |
| Piping connections | Evaporator water inlet/outlet (OD) | | | | 42mm | | | | | | | | | | | | | | | | | | |
| Unit | Maximum starting current | | | A | 330 | 464 | | | 493 | 627 | 650 | 681 | | 703 | | 836 | | 867 | 898 | | 920 | 942 | |
| | Nominal running current (RLA) | Cooling | | A | 131 | 157 | 181 | 214 | 260 | 287 | 313 | 338 | 361 | 391 | 420 | 448 | 470 | 493 | 517 | 542 | 571 | 601 | 631 |
| | Maximum running current | | | A | 204 | 233 | 271 | 299 | 407 | 436 | 465 | 504 | 542 | 570 | 597 | 670 | 698 | 737 | 775 | 814 | 841 | 868 | 896 |
| Power supply | Phase/Frequency/Voltage | | | Hz/V | 3~/50/400 | | | | | | | | | | | | | | | | | | |

# Water cooled centrifugal chiller, high efficiency, standard sound

› Totally oil-free operation resulting in reduced maintenance costs and increased reliability
› An inverter driven compressor allows the capacity to be adjusted precisely to match variations in room and outside temperatures
› Onboard digital electronics provide smart controls




EWWD-FZXS MicroTech II

| Cooling only | | | | EWWD-FZXS | 320 | 430 | 520 | 640 | 860 | C10 |
|---|---|---|---|---|---|---|---|---|---|---|
| Cooling capacity | Min. | | | kW | 113 | 133 | 170 | 113 | 133 | 169 |
| | Max. | | | kW | 316 | 439 | 520 | 639 | 887 | 1,054 |
| Power input | Cooling | Min. | | kW | 20.6 | 25.5 | 32.7 | 20.5 | 25.5 | 32.6 |
| | | Max. | | kW | 65.1 | 90.4 | 106 | 129 | 179 | 208 |
| Capacity control | Method | | | | Stepless | | | | | |
| EER | | | | | 4.85 | 4.86 | 4.93 | 4.97 | 4.95 | 5.06 |
| ESEER | | | | | 8.11 | 8.39 | 8.66 | 8.83 | 8.52 | 8.88 |
| IPLV | | | | | 9.25 | 9.64 | 9.89 | 9.50 | 9.74 | 10.06 |
| Dimensions | Unit | Height | | mm | 1,823 | | | 1,755 | 1,748 | 1,794 |
| | | Width | | mm | 1,276 | | | 1,790 | 1,853 | 1,904 |
| | | Depth | | mm | 3,254 | | 3,419 | 3,441 | 3,289 | 3,401 |
| Weight | Unit | | | kg | 2,360 | 2,416 | 2,546 | 3,709 | 4,095 | 4,765 |
| | Operation weight | | | kg | 2,520 | 2,634 | 2,812 | 4,074 | 4,548 | 5,330 |
| Water heat exchanger - evaporator | Type | | | | Flooded shell and tube | | | | | |
| | Water volume | | | l | 78 | 107 | 134 | 184 | 210 | 302 |
| | Water flow rate | Nom. | | l/s | 15.1 | 21.0 | 24.9 | 30.6 | 42.4 | 50.4 |
| | Water pressure drop | Cooling | Nom. | kPa | 30 | 32 | 33 | 35 | 33 | 31 |
| Water heat exchanger - condenser | Type | | | | Flooded shell and tube | | | | | |
| | Water flow rate | Nom. | | l/s | 18.3 | 25.5 | 30.1 | 36.9 | 51.3 | 60.7 |
| | Water pressure drop | Cooling | Nom. | kPa | 24 | 26 | 29 | 23 | 32 | 29 |
| Compressor | Type | | | | Oil free centrifugal compressor | | | | | |
| | Quantity | | | | 1 | | | 2 | | |
| Sound power level | Cooling | Nom. | | dBA | 89 | 90 | 91 | 92 | 94 | 95 |
| Sound pressure level | Cooling | Nom. | | dBA | 71 | 72 | 73 | 74 | 75 | 76 |
| Operation range | Evaporator | Cooling | Min.~Max. | °CDB | 2~15 | | | | | |
| | Condenser | Cooling | Min.~Max. | °CDB | 18~46 | | | | | |
| Refrigerant | Type / GWP | | | | R-134a / 1,430 | | | | | |
| | Circuits | Quantity | | | 1 | | | | | |
| Refrigerant charge | Per circuit | | | kg | 240.0 | 220.0 | 180.0 | 220.0 | | 300.0 |
| | Per circuit | | | $TCO_2Eq$ | 343.2 | 314.6 | 257.4 | 314.6 | | 429.0 |
| Piping connections | Evaporator water inlet/outlet (OD) | | | | 168.3mm | | 219.1mm | | | 273mm |
| | Condenser water inlet/outlet (OD) | | | | 168.3mm | | | 219.1mm | | |
| Unit | Maximum starting current | | | A | 2 | | | | | |
| | Nominal running current (RLA) | Cooling | | A | 104 | 142 | 168 | 207 | 285 | 335 |
| | Maximum running current | | | A | 135 | 210 | 176 | 270 | 420 | 352 |
| Power supply | Phase/Frequency/Voltage | | | Hz/V | 3~/50/400 | | | | | |

# Water cooled centrifugal chiller, high efficiency, standard sound

- Optional Variable Frequency Drive (VFD) to improve the part load efficiency
- High efficiency flooded type shell and tube evaporator/ condensers
- Lower equipment, installation and annual operating costs than two single compressor chillers (DWDC)
- Main components can be removed or repaired without shutting down the unit as the chiller has two of everything (compressors, lubrication systems, control systems and starters) (DWDC)
- Unloading to 5% (DWSC) or 10% (DWDC) of full load provides improved stability of the chilled water temperature and less harmful cycling of compressors
- Single stage centrifugal compressor (DWSC)




DWSC-DWDC MicroTech II

| Cooling only | | DWDC/DWSC | DWDC | DWSC |
|---|---|---|---|---|
| Cooling capacity | Min. | kW | 600 | 300 |
| | Max. | kW | 9,000 | 4,500 |
| Compressor | Type | | Single stage centrifugal compressor | |
| Refrigerant | Type / GWP | | R-134a / 1,430 | |
| | Charge | kg | 700 - 1,400 | 300 - 1,000 |
| | Charge | $TCO_2Eq$ | 1,001 - 2,002 | 429 - 1,430 |

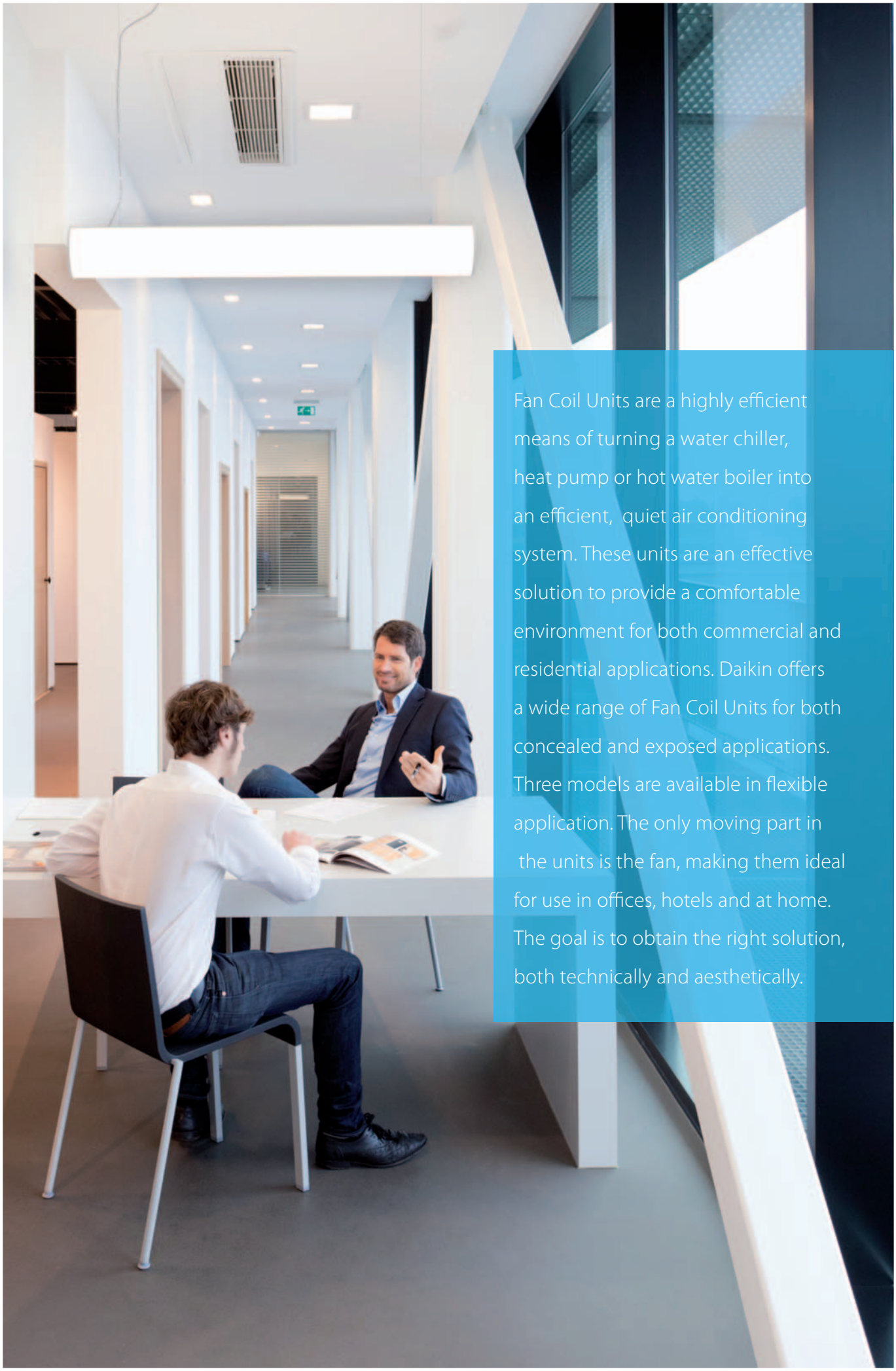

Fan Coil Units are a highly efficient means of turning a water chiller, heat pump or hot water boiler into an efficient, quiet air conditioning system. These units are an effective solution to provide a comfortable environment for both commercial and residential applications. Daikin offers a wide range of Fan Coil Units for both concealed and exposed applications. Three models are available in flexible application. The only moving part in the units is the fan, making them ideal for use in offices, hotels and at home. The goal is to obtain the right solution, both technically and aesthetically.

# Fan coil units


Why choose Daikin fan coil units? 354

Products overview 358

Cassette units

| | | |
|---|---|---|
| NEW | FWG-AT/AF | 360 |
| | FWC-BT/BF | 361 |
| | FWF-BT/BF | 362 |
| | FWF-CT | 363 |

Floor standing unit

| | | |
|---|---|---|
| | FWZ-AT/AF | 364 |
| | FWV-DAT/DAF | 365 |

Flexi type units

| | | |
|---|---|---|
| | FWR-AT/AF | 366 |
| | FWL-DAT/DAF | 367 |
| | FWS-AT/AF | 368 |
| | FWM-DAT/DAF | 369 |

Wall mounted unit

| | | |
|---|---|---|
| | FWT-CT | 370 |

Concealed ceiling units

| | | |
|---|---|---|
| | FWE-CT/CF | 371 low ESP |
| | FWP-AT | 372 medium ESP |
| | FWB-BT | 373 medium ESP |
| | FWD-AT/AF | 374 high ESP |


For more information on Options & Accessories, please refer to page 462 of this catalogue.



# Fan coil units with BLDC motor

## Designed for tomorrow, available today

As more buildings undergo renovation, the need to be able to deliver high indoor air quality in a specific space in an **economic and cost-effective way** without having to do a radical re-fit of the entire HVAC system has made fan coil technology an obvious solution.

Daikin has a full capacity range of **aesthetically pleasing** fan coil units with advanced controls that reliably deliver **excellent comfort levels**. And by using a refined range of advanced DC fan motors, we are able to offer flexibility while maintaining very low noise levels.

## Why choose Daikin fan coil units?

- The new brushless DC ranges reflect Daikin's commitment to developing highly efficient fan coil units that help to reduce energy consumption, without compromising on reliability and performance.
- High level quality is written large for us and we are pleased to offer high technology solutions to the market.

## Benefits for the installer

› Reduced amount of sizes: less stock space needed
› Modular designs for multiple configurations
› Easy integration in BMS system via modbus protocol*

* except for FWG-AT/AF range

## Benefits for the consultant

› Best solution in the market in order to have top efficiency, best comfort and lowest sound levels

## Benefits for the end user

› High comfort level
› Up to 70% savings on running costs
› Controller with timer programmed operating mode

# Marketing tools

Download the software:
Software Downloads > Sales Software
> Fan Coil Selection








## Higher efficiency than AC (Alternative Current) motor

› Up to 70% energy savings
› No heat generation
› No power losses
› Higher efficiency than AC motors to reach set point

## High comfort level

› Less fluctuation of air temperature and relative humidity
› More consistent output level
› Stepless speed change for gradual air output
› More accurate adjustments to reach set point

## Low sound levels

› Lower minimum rotation speed
› No start-stop sequence
› Gradual air output

## High flexibility level

› Multiple configurations: cassettes, floorstanding units, flexi type units with or without cabinet and ducted units
› Wide capacity range in heating and cooling
› Different piping topologies and connection valves



FWG-AT/AF



FWR-AT/AF



FWS-AT/AF



FWC-BT/BF



FWP-AT



FWZ-AT/AF



FWS-AT/AF
FLEXI TYPE UNIT



FWF-BT/BF
CEILING MOUNTED CASSETTE



FWC-BT/BF
CEILING MOUNTED CASSETTE




FWT-CT
WALL MOUNTED UNIT


FWR-AT/AF
FLOOR STANDING UNIT

# Product overview

| Type | Model | Product name | | Capacity |
|---|---|---|---|---|
| Ceiling mounted cassette | 4-way blow ceiling mounted cassette<br>- Brushless DC fan motor unit for ceiling mounting<br>- High efficiency, continuous air flow regulation and fan speed modulation<br>- Reduced sound emissions<br>- Easy installation and maintenance | FWG-AT/AF NEW |  | Cooling: 5.8~ 8.7 kW<br>Heating: 7.5 ~ 12.1 kW |
| | Round flow cassette<br>- Brushless DC fan motor unit for ceiling mounting<br>- 360° air discharge ensures uniform air flow<br>- Integrated fresh air intake<br>- Easy installation in corners<br>- Standard drain pump with 850 mm lift | FWC-BT/BF |  | Cooling: 2.0 - 5.2 kW<br>Heating: 2.9 - 6.7 kW |
| | 4-way blow ceiling mounted cassette<br>- AC fan motor unit for ceiling mounting<br>- Integrated fresh air intake<br>- Horizontal auto swing<br>- Easy installation in corners<br>- Standard drain pump with 750 mm lift | FWF-BT/BF |  | Cooling: 2.49 - 4.54 kW<br>Heating: 3.52 - 5.28 kW |
| | 4-way blow ceiling mounted cassette<br>- AC fan motor unit for ceiling mounting<br>- Easy installation and maintenance<br>- High power air flow<br>- Standard drain pump with 700 mm lift | FWF-CT |  | Cooling: 2.64 - 10.08 kW<br>Heating: 2.46 - 11.18 kW |
| Floor standing unit | Floor standing unit<br>- Brushless DC fan motor for vertical mounting<br>- Continuous air flow regulation and fan speed modulation<br>- Up to 70% energy savings<br>- Low sound levels | FWZ-AT/AF |  | Cooling: 2.64 - 10.08 kW<br>Heating: 2.46 - 11.18 kW |
| | Floor standing unit<br>- AC fan motor unit for horizontal or vertical concealed mounting<br>- Insulated valve packages, no extra drain pan required<br>- Fast-on connections for electrical options: no tools needed<br>- Easy maintenance | FWV-DAT/DAF |  | Cooling: 1.46 -8.02 kW<br>Heating: 1.90 - 10.03 kW |
| Flexi type unit | Flexi type unit with cabinet<br>- Brushless DC fan motor unit for horizontal or vertical mouting<br>- Continuous air flow regulation and fan speed modulation<br>- Up to 70% energy savings<br>- Low sound levels | FWR-AT/AF |  | Cooling: 2.64 - 10.08 kW<br>Heating: 2.46- 11.18 kW |
| | Flexi type unit with cabinet<br>- AC fan motor unit for horizontal or vertical concealed mounting<br>- Insulated valve packages, no extra drain pan required<br>- Fast-on connections for electrical options: no tools needed<br>- Easy maintenance | FWL-DAT/DAF |  | Cooling: 1.46 - 8.02 kW<br>Heating: 1.90 - 10.03 kW |
| | Flexi type unit without cabinet<br>- Brushless DC fan motor unit for horizontal or vertical concealed mounting<br>- Continuous air flow regulation and fan speed modulation<br>- Up to 70% energy savings<br>- Low sound levels | FWS-AT/AF |  | Cooling: 2.64 - 10.08 kW<br>Heating: 2.46 - 11.18 kW |
| | Flexi type unit without cabinet<br>- AC fan motor unit for horizontal or vertical concealed mounting<br>- Insulated valve packages, no extra drain pan required<br>- Fast-on connections for electrical options: no tools needed<br>- Easy maintenance | FWM-DAT/DAF |  | Cooling: 1.46 -8.02 kW<br>Heating: 1.90 - 10.03 kW |
| Wall mounted unit | Wall mounted unit<br>- AC fan motor unit for wall mounting<br>- High aesthetic cabinet design<br>- Optimum air distribution<br>- Easy installation<br>- 3-speed fan motor | FWT-CT |  | Cooling: 2.43 - 5.28 kW<br>Heating: 3.22 - 7.33 kW |
| Concealed ceiling unit | Low ESP ducted unit<br>- AC fan motor unit for horizontal concealed mounting<br>- Available static pressure up to 50 Pa<br>- Easy installation and maintenance<br>- 4-speed fan motor<br>- High power air flow | FWE-CT/CF |  | Cooling: 2.10 - 9.96 kW<br>Heating: 2.3 - 13.00 kW |
| | Medium ESP ducted unit<br>- Brushless DC fan motor unit for horizontal concealed mounting<br>- Instant adjustment to temperature and relative humidity changes<br>- Available static pressure up to 80 Pa<br>- Low sound levels | FWP-AT |  | Cooling: 2.61 - 6.47 kW<br>Heating: 5.47 - 12.28 kW |
| | Medium ESP ducted unit<br>- AC fan motor unit for horizontal concealed mounting<br>- Available static pressure up to 80 Pa<br>- 7-speed electrical motors (thermal protection on windings)<br>- Easy maintenance | FWB-BT |  | Cooling: 2.61 - 10.34 kW<br>Heating: 5.47 - 18.78 kW |
| | High ESP ducted unit<br>- AC fan motor unit for horizontal or vertical concealed mounting<br>- Available static pressure up to 120 Pa<br>- Easy maintenance | FWD-AT/AF |  | Cooling: 3.90 - 18.30 kW<br>Heating: 4.05 - 21.92 kW |

Capacity class (kW)

| | 1 | 2 | 3 | 4 | 5 | 6 | 7 | 8 | 9 | 10 | 11 | 12 | ~ | 18 |
|---|---|---|---|---|---|---|---|---|---|---|---|---|---|---|
| | | | | | ● | | | ● | | | ● | | | |
| | | | | | | ● | ● | ● | ● | | | | | |
| | | ● | ● | ● | ● | | | | | | | | | |
| | | ● | ● | ● | | | | | | | | | | |
| | | ● | ● | | | ● | | ● | | | | | | |
| | ● | ● | ● | ● | | | ● | | ● | | ● | | | |
| | | ● | ● | | | ● | | ● | | | | | | |
| | ● | ● | ● | ● | | ● | | ● | | ● | | | | |
| | | ● | ● | | | ● | | ● | | | | | | |
| | ● | ● | ● | ● | | ● | | ● | | ● | | | | |
| | | ● | ● | ● | ● | ● | | | | | | | | |
| | | ● | ● | ● | | ● | ● | ● | | ● | | | | |
| | | ● | ● | ● | ● | ● | ● | | | | | | | |
| | | ● | ● | ● | ● | ● | ● | ● | ● | ● | | | | |
| | | | | ● | | ● | | ● | | ● | | ● | | ● |

# 4-way blow ceiling mounted cassette

## BLDC fan motor unit for ceiling mounting. High efficiency, continuous air flow regulation and fan speed modulation

› Up to 70% **energy savings** with brushless DC motor technology compared to traditional technology
› Instant adjustment to temperature and relative humidity changes
› Continuous modulation of fan speed resulting in **reduced sound emissions**, in comparison with fixed speed AC motor fan coil units
› **Easy installation and maintenance**



FWG-AT/AF





BRC51A61

| | | | | FWG-AT/AF | 05 | 08 | 11 | 05 | 08 | 11 |
|---|---|---|---|---|---|---|---|---|---|---|
| | | | | | 2-pipe | | | 4-pipe | | |
| Cooling capacity | Total capacity | High | kW | | 5.90 | 8.80 | 11.75 | 4.40 | 7.20 | 9.00 |
| | | Medium | kW | | 4.65 | 7.25 | 9.70 | 3.60 | 6.10 | 7.75 |
| | | Low | kW | | 3.50 | 5.80 | 7.85 | 2.80 | 5.00 | 6.50 |
| | | Quiet | kW | | 2.40 | 4.55 | 6.15 | 2.00 | 3.90 | 5.20 |
| | Sensible capacity | High | kW | | 4.51 | 6.43 | 8.37 | 3.85 | 5.75 | 7.17 |
| | | Medium | kW | | 3.44 | 5.41 | 6.97 | 2.99 | 4.85 | 6.06 |
| | | Low | kW | | 2.54 | 4.26 | 5.54 | 2.24 | 3.81 | 4.90 |
| | | Quiet | kW | | 1.71 | 3.22 | 4.27 | 1.56 | 2.91 | 3.89 |
| Heating capacity | 2-Pipe | High | kW | | 7.10 | 11.20 | 13.70 | | - | |
| | | Low | kW | | 4.45 | 7.00 | 9.25 | | - | |
| | | Quiet | kW | | 3.30 | 5.40 | 7.05 | | - | |
| | 4-Pipe | High | kW | | | - | | 7.65 | 11.20 | 15.65 |
| | | Low | kW | | | - | | 5.05 | 8.00 | 11.45 |
| | | Quiet | kW | | | - | | 3.75 | 6.40 | 9.35 |
| Dimensions | Unit | Height | mm | | 265 | | 300 | 265 | | 300 |
| | | Width | mm | | 820 | | | | | |
| | | Depth | mm | | 820 | | | | | |
| Weight | Unit | | kg | | 26 | 28 | 32 | 26 | 28 | 32 |
| Heat exchanger | Water volume | | l | | 1.36 | 1.97 | 2.35 | 1.36 | 1.97 | 2.35 |
| Water pressure drop | Cooling | High | kPa | | 24 | 20 | 41 | 18 | 19 | 32 |
| | Heating | High | kPa | | 21 | 18 | 37 | 22 | 32 | 52 |
| Fan | Type | | | | Direct drive turbo fan | | | | | |
| | Air flow rate | High | $m^3/h$ | | 1,053 | 1,512 | 1,801 | 1,053 | 1,512 | 1,801 |
| | | Low | $m^3/h$ | | 595 | 951 | 1,155 | 595 | 951 | 1,155 |
| Sound power level | High | | dBA | | 46 | 57 | 59 | 46 | 57 | 59 |
| | Quiet | | dBA | | 30 | 40 | 43 | 30 | 40 | 43 |
| Sound pressure level | High | | dBA | | 37 | 47 | 51 | 37 | 47 | 51 |
| Piping connections | Drain | OD | mm | | 19.05 | | | | | |
| Power supply | Phase/Frequency/Voltage | | Hz/V | | 1~/50/220-240 | | | | | |
| Control systems | Infrared remote control | | | | included with decoration panel | | | | | |
| | Wired remote control | | | | BRC51A61 | | | | | |

# Round flow cassette

## BLDC fan motor unit for ceiling mounting. 360° air discharge

- 360° air discharge ensures **uniform air flow** and temperature distribution
- Modern style decoration panel in white (RAL9010)
- **Fresh air intake integrated** in the same system thus reducing installation cost as no additional ventilation is required
- Comfortable horizontal air discharge ensures **draughtfree operation** and prevents ceiling soiling
- Possibility to shut 1 or 2 flaps for **easy installation in corners**

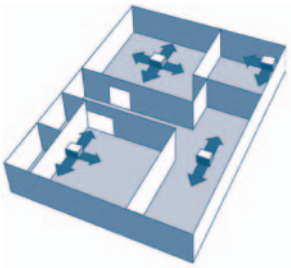

- Standard drain pump with 850mm lift increases flexibility and installation speed

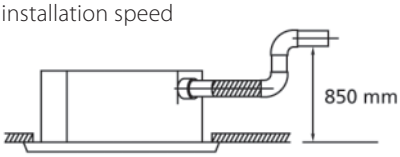





| | | | FWC-BT/BF | 06 | 07 | 08 | 09 | 06 | 07 | 08 | 09 |
|---|---|---|---|---|---|---|---|---|---|---|---|
| | | | | 2-pipe | | | | 4-pipe | | | |
| Cooling capacity | Total capacity | Super high | kW | 5.8 | 6.8 | 7.7 | 8.7 | 5.8 | 6.6 | 7.6 | 8.7 |
| | | High | kW | 5.0 | 5.6 | 6.3 | 7.2 | 4.9 | 5.6 | 6.3 | 7.2 |
| | | Low | kW | 4.1 | 4.7 | 4.9 | 5.7 | 4.0 | 4.6 | 4.8 | 5.7 |
| | Sensible capacity | Super high | kW | 4.1 | 4.7 | 5.6 | 6.5 | 4.1 | 4.7 | 5.6 | 6.5 |
| | | High | kW | 3.4 | 4.0 | 4.5 | 5.3 | 3.4 | 3.9 | 4.4 | 5.2 |
| | | Low | kW | 2.8 | 3.3 | 3.5 | 4.1 | 2.7 | 3.2 | 3.4 | 4.0 |
| Heating capacity | 2-Pipe | Super high | kW | 8.0 | 8.9 | 10.6 | 12.1 | - | | | |
| | | High | kW | 6.3 | 7.1 | 8.3 | 9.5 | - | | | |
| | | Low | kW | 5.5 | 5.9 | 6.9 | 7.8 | - | | | |
| | 4-Pipe | Super high | kW | - | | | | 7.5 | 8.4 | 9.7 | 11.0 |
| | | High | kW | - | | | | 6.2 | 6.8 | 7.8 | 8.8 |
| | | Low | kW | - | | | | 5.5 | 5.9 | 6.7 | 7.8 |
| Power input | Super high | | W | 45 | 54 | 77 | 107 | 46 | 55 | 77 | 107 |
| | High | | W | 40 | 46 | 58 | 76 | 41 | 47 | 59 | 77 |
| | Low | | W | 34 | 37 | 39 | 45 | 35 | 38 | 40 | 46 |
| Dimensions | Unit | Height | mm | 288 | | | | | | | |
| | | Width | mm | 840 | | | | | | | |
| | | Depth | mm | 840 | | | | | | | |
| Weight | Unit | | kg | 26 | | | | 29 | | | |
| Fan | Type | | | Turbo fan | | | | | | | |
| | Quantity | | | 1 | | | | | | | |
| | Air flow rate | High | $m^3/h$ | 1,062 | 1,236 | 1,518 | 1,776 | 1,032 | 1,200 | 1,476 | 1,746 |
| | | Low | $m^3/h$ | 720 | 840 | 888 | 1,044 | 684 | 804 | 852 | 1,014 |
| Sound power level | Super high | | dBA | 43 | 47 | 53 | 57 | 43 | 47 | 53 | 57 |
| | High | | dBA | 36 | 39 | 44 | 49 | 36 | 39 | 44 | 49 |
| Sound pressure level | Super high | | dBA | 29 | 33 | 39 | 43 | 29 | 33 | 39 | 43 |
| | High | | dBA | 24 | 28 | 32 | 37 | 24 | 28 | 32 | 37 |
| Piping connections | Drain | OD | mm | VP25 (External dia.32 / internal dia. 25) | | | | | | | |
| Power supply | Phase/Frequency/Voltage | | Hz/V | 1~/50/220-240 | | | | | | | |
| Control systems | Infrared remote control | | | BRC7E532F / BRC7E533F | | | | | | | |
| | Wired remote control | | | BRC315D7 | | | | | | | |

# 4-way blow ceiling mounted cassette

AC fan motor unit for ceiling mounting. Possibility to shut 1 or 2 flaps

- Modern style decoration panel in white (RAL9010)
- Compact casing enables unit to fit flush into ceilings and match standard architectural modules
- Comfortable horizontal auto swing ensures **draughtfree operation** and prevents ceiling soiling
- **Fresh air intake integrated** in the same system thus reducing installation cost as no additional ventilation is required
- Standard drain pump with **750mm lift**

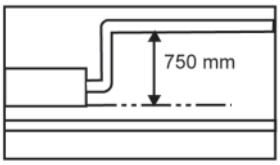




FWF-BT/BF



BRC315D7



BRC7E530/531

| | | | FWF-BT/BF | 02 | 03 | 04 | 05 | 02 | 03 | 04 | 05 |
|---|---|---|---|---|---|---|---|---|---|---|---|
| | | | | 2-pipe | | | | 4-pipe | | | |
| Cooling capacity | Total capacity | Super high | kW | 2.0 | 3.2 | 4.2 | 5.2 | 2.0 | 2.7 | 3.5 | 4.5 |
| | | High | kW | 1.7 | 2.8 | 3.3 | 4.0 | 1.7 | 2.3 | 2.8 | 3.5 |
| | | Low | kW | 1.5 | 2.5 | | 2.9 | 1.4 | 1.8 | | 2.6 |
| | Sensible capacity | Super high | kW | 1.5 | 2.0 | 2.8 | 3.5 | 1.5 | 1.7 | 2.4 | 3.3 |
| | | High | kW | 1.3 | 1.7 | 2.1 | 2.7 | 1.3 | | 1.7 | 2.3 |
| | | Low | kW | 1.1 | 1.4 | | 1.8 | 1.1 | 1.0 | | 1.5 |
| Heating capacity | 2-Pipe | Super high | kW | 2.9 | 4.0 | 5.4 | 6.7 | - | | | |
| | | High | kW | 2.6 | 3.4 | 4.1 | 5.3 | - | | | |
| | | Low | kW | 2.3 | 2.8 | | 3.6 | - | | | |
| | 4-Pipe | Super high | kW | - | | | | 3.9 | 3.8 | 4.9 | 6.1 |
| | | High | kW | - | | | | 3.1 | 3.3 | 3.9 | 4.8 |
| | | Low | kW | - | | | | 2.3 | 2.8 | | 3.5 |
| Power input | Super high | | W | 74 | | 90 | 118 | 74 | | 94 | 121 |
| | High | | W | 67 | | 70 | 89 | 67 | 62 | 74 | 93 |
| | Low | | W | 60 | | 55 | 62 | 60 | 55 | | 66 |
| Dimensions | Unit | Height | mm | 285 | | | | | | | |
| | | Width | mm | 575 | | | | | | | |
| | | Depth | mm | 575 | | | | | | | |
| Weight | Unit | | kg | 19 | | | | 20 | | | |
| Fan | Type | | | Turbo fan | | | | | | | |
| | Quantity | | | 1 | | | | | | | |
| | Air flow rate | High | $m^3/h$ | 468 | | 660 | 876 | 468 | 438 | 618 | 822 |
| | | Low | $m^3/h$ | 318 | | | 420 | 318 | 300 | | 390 |
| Sound power level | Super high | | dBA | 44 | | 50 | 55 | 44 | 46 | 52 | 57 |
| | High | | dBA | 40 | | 44 | 49 | 40 | 42 | 46 | 51 |
| Sound pressure level | Super high | | dBA | 31 | | 40 | 45 | 31 | 33 | 42 | 47 |
| | High | | dBA | 27 | | 33 | 39 | 27 | 29 | 35 | 41 |
| Piping connections | Drain | OD | mm | VP20 (External dia.26 / Internal dia. 20) | | | | | | | |
| Power supply | Phase/Frequency/Voltage | | Hz/V | 1~/50/220-440 | | | | | | | |
| Control systems | Infrared remote control | | | BRC7E530 / BRC7E531 | | | | | | | |
| | Wired remote control | | | BRC315D7 | | | | | | | |

# 4-way blow ceiling mounted cassette

## AC fan motor unit for ceiling mounting

- 4 way air discharge and air swing
- Compact casing enables unit to fit flush into ceilings and match standard architectural modules
- **Air suction from underneath**
- Easy installation and maintenance
- Built-in high pressure drain pump with **700mm lift**
- Double-intake centrifugal fans
- High power air flow
- 3-speed fan motor



FWF-CT





BRC51A61/A62

| | | | | FWF-CT | 02 | 03 | 04 |
|---|---|---|---|---|---|---|---|
| | | | | | 2-pipe | | |
| Cooling capacity | Total capacity | High | kW | | 2.49 | 4.10 | 4.54 |
| | | Low | kW | | 1.91 | 2.78 | 3.37 |
| | Sensible capacity | High | kW | | 1.91 | 2.93 | 3.37 |
| | | Low | kW | | 1.49 | 1.88 | 2.43 |
| Heating capacity | 2-Pipe | High | kW | | 3.52 | 4.69 | 5.28 |
| | | Low | kW | | 2.64 | 3.08 | 3.81 |
| Power input | High | | W | | 63 | 64 | 79 |
| | Low | | W | | 45 | 52 | 69 |
| Dimensions | Unit | Height | mm | | 250 | | |
| | | Width | mm | | 570 | | |
| | | Depth | mm | | 570 | | |
| Weight | Unit | | kg | | 22 | 23 | |
| | Operation weight | | kg | | 22 | 23 | |
| Fan | Type | | | | Direct drive turbo fan | | |
| | Quantity | | | | 1 | | |
| | Air flow rate | High | $m^3/h$ | | 646 | 680 | 748 |
| | | Low | $m^3/h$ | | 391 | 374 | 476 |
| Sound power level | High | | dBA | | 52 | 54 | 56 |
| Sound pressure level | High | | dBA | | 42 | 45 | 48 |
| Piping connections | Drain | OD | mm | | 19.05 | | |
| Water connections | Std. heat exchanger | | inch | | 3/4 | | |
| Power supply | Phase/Frequency/Voltage | | Hz/V | | 1~/50/220-440 | | |
| Current input | High | | A | | 0.27 | 0.28 | 0.34 |
| | Medium | | A | | 0.22 | 0.25 | 0.31 |
| | Low | | A | | 0.19 | 0.22 | 0.35 |
| Control systems | Infrared remote control | | | | included with decoration panel | | |
| | Wired remote control | | | | MERCA / SRC-HPA | | |

# Floor standing unit

## BLDC fan motor unit for vertical mounting. Continuous air flow regulation and fan speed modulation

- Up to 70% **energy savings** with brushless DC motor technology compared to traditional technology
- **Instant adjustment** to temperature and relative humidity changes
- **Low operating sound level**
- Highly flexible solutions: multiple sizes, piping topologies and connection valves
- Requires **very little installation space**



FWZ-AT/AF



FWEC3A

| | | | FWZ-AT/AF | 02 | 03 | 06 | 08 | 02 | 03 | 06 | 08 |
|---|---|---|---|---|---|---|---|---|---|---|---|
| | | | | 2-pipe | | | | 4-pipe | | | |
| Cooling capacity | Total capacity | Min. | kW | 0.61 | 0.88 | 1.19 | 1.79 | 0.60 | 0.88 | 1.19 | 1.79 |
| | | Max. | kW | 2.64 | 4.96 | 6.32 | 10.08 | 2.64 | 4.96 | 6.32 | 10.08 |
| | Sensible capacity | Min. | kW | 0.41 | 0.58 | 0.79 | 1.20 | 0.40 | 0.58 | 0.79 | 1.20 |
| | | Max. | kW | 1.95 | 3.60 | 4.80 | 7.43 | 1.95 | 3.60 | 4.80 | 7.43 |
| Heating capacity | 2-Pipe | Min. | kW | 0.69 | 0.95 | 1.29 | 1.92 | - | | | |
| | | Max. | kW | 3.47 | 6.40 | 7.51 | 11.18 | - | | | |
| | 4-Pipe | Min. | kW | - | | | | 0.82 | 1.18 | 1.76 | 2.83 |
| | | Max. | kW | - | | | | 2.46 | 4.19 | 6.45 | 10.06 |
| Power input | Min. | | W | 2.2 | | 3.4 | 4.2 | 2.2 | | 3.24 | 4.2 |
| | Max. | | W | 57.4 | 82.7 | 101.4 | 147 | 57.4 | 82.7 | 101.4 | 147 |
| Dimensions | Unit | Height | mm | 564 | | | | | | | |
| | | Width | mm | 774 | 987 | 1,194 | 1,404 | 774 | 987 | 1,194 | 1,404 |
| | | Depth | mm | 226 | | 251 | | 226 | | | 251 |
| Weight | Unit | | kg | 20 | 25 | 31 | 41 | 21 | 26 | 33 | 44 |
| Heat exchanger | Water volume | | l | 0.7 | 1 | 1.4 | 2.1 | 0.7 | 1 | 1.4 | 2.1 |
| Additional heat exchanger | Water volume | | l | - | | | | 0.2 | 0.3 | 0.4 | 0.6 |
| Water flow | Cooling | | l/h | 454 | 853 | 1,084 | 1,728 | 454 | 853 | 1,084 | 1,728 |
| | Heating | | l/h | 454 | 853 | 1,084 | 1,728 | 216 | 367 | 565 | 882 |
| Fan | Type | | | Centrifugal multi-blade, double suction | | | | | | | |
| | Quantity | | | 1 | 2 | | | 1 | 2 | | |
| | Air flow rate | Max. | $m^3/h$ | 560 | 900 | 1,200 | 1,660 | 560 | 900 | 1,200 | 1,660 |
| | | Min. | $m^3/h$ | 70 | 95 | 130 | 200 | 70 | 95 | 130 | 200 |
| Sound power level | Max. | | dBA | 62 | 70 | 64 | 71 | 62 | 70 | 64 | 71 |
| Piping connections | Drain | OD | mm | 16 | | | | | | | |
| Power supply | Phase/Frequency/Voltage | | Hz/V | 1~/50/230 | | | | | | | |
| Current input | Max. | | A | 0.50 | 0.72 | 0.88 | 1.27 | 0.50 | 0.72 | 0.88 | 1.27 |
| | Min. | | A | 0.05 | | 0.07 | 0.09 | 0.05 | | 0.07 | 0.09 |
| Control systems | Wired remote control | | | FWEC3A | | | | | | | |

# Floor standing unit

## AC fan motor unit for vertical mounting

- **Pre-assembled 3-way/4-port on/off valves** are available
- **High efficiency** heat exchanger
- Valve packages are **insulated**, no extra drain pan required
- Valve packages contain balancing valves and sensor pocket
- Fast-on connections for electrical options: no tools needed
- **Washable air filter,** easily removable for maintenance
- Electric heater: no relay up to 2kW capacity
- Electric heater: equipped with two overheat cut-out thermostats



FWV-DAT/DAF



FWEC1,2,3A / ECFWMB6

| | | | FWV-DAT/DAF | 01 | 15 | 02 | 25 | 03 | 35 | 04 | 06 | 08 | 10 | 01 | 15 | 02 | 25 | 03 | 35 | 04 | 06 | 08 | 10 |
|---|---|---|---|---|---|---|---|---|---|---|---|---|---|---|---|---|---|---|---|---|---|---|---|
| | | | | 2-pipe | | | | | | | | | | 4-pipe | | | | | | | | | |
| Cooling capacity | Total capacity | High | kW | 1.54 | 1.74 | 1.96 | 2.42 | 2.93 | 3.51 | 4.33 | 4.77 | 6.71 | 8.02 | 1.46 | 1.69 | 1.79 | 2.38 | 2.87 | 3.46 | 4.26 | 4.67 | 6.64 | 7.88 |
| | | Low | kW | 1.04 | 1.26 | 1.36 | 1.60 | 1.76 | 1.98 | 2.51 | 3.17 | 3.97 | 4.11 | 0.99 | 1.24 | 1.26 | 1.58 | 1.73 | 1.96 | 2.48 | 3.11 | 3.93 | 4.07 |
| | Sensible capacity | High | kW | 1.20 | 1.30 | 1.42 | 1.88 | 2.11 | 2.72 | 3.15 | 3.65 | 4.91 | 5.96 | 1.14 | 1.27 | 1.46 | 1.85 | 2.07 | 2.71 | 3.09 | 3.57 | 4.85 | 5.85 |
| | | Low | kW | 0.79 | 0.95 | 1.00 | 1.18 | 1.26 | 1.45 | 1.80 | 2.32 | 2.84 | 3.05 | 0.75 | 0.93 | 0.98 | 1.17 | 1.24 | 1.44 | 1.78 | 2.28 | 2.82 | 3.02 |
| Heating capacity | 2-Pipe | High | kW | 2.14 | 2.20 | 2.57 | 3.20 | 3.81 | 4.78 | 5.10 | 5.95 | 7.83 | 10.03 | - | | | | | | | | | |
| | | Low | kW | 1.43 | 1.71 | 1.79 | 2.07 | 2.28 | 2.81 | 2.98 | 3.96 | 4.77 | 5.24 | - | | | | | | | | | |
| | 4-Pipe | High | kW | - | | | | | | | | | | 1.90 | 2.02 | 2.01 | 2.92 | 3.08 | 4.80 | 5.05 | 5.30 | 7.91 | 8.35 |
| | | Low | kW | - | | | | | | | | | | 1.50 | 1.56 | | 2.06 | 2.18 | 3.21 | 3.60 | 4.04 | 5.69 | 5.50 |
| Power input | High | | W | 37 | 53 | | 57 | 56 | 98 | | | 182 | 244 | 37 | 53 | | 57 | 56 | 98 | | | 182 | 244 |
| | Low | | W | 21 | 25 | 24 | 29 | | 37 | 38 | 47 | 86 | 109 | 21 | 25 | 24 | 29 | | 37 | 38 | 47 | 86 | 109 |
| Dimensions | Unit | Height | mm | 564 | | | | | | | | | | | | | | | | | | | |
| | | Width | mm | 774 | | | 987 | | 1,194 | | | 1,404 | | 774 | | | 987 | | 1,194 | | | 1,404 | |
| | | Depth | mm | 226 | | | | | | | | 251 | | 226 | | | | | | | | 251 | |
| Weight | Unit | | kg | 19 | 20 | | 25 | | 30 | | 31 | 41 | | 20 | 21 | | 26 | | 32 | | 33 | 44 | |
| Heat exchanger | Water volume | | l | 0.5 | | 0.7 | | 1 | | 1.4 | | 2.1 | | 0.5 | | 0.7 | | 1 | | 1.4 | | 2.1 | |
| Additional heat exchanger | Water volume | | l | - | | | | | | | | | | 0.2 | | | 0.3 | | | 0.4 | | 0.6 | |
| Water flow | Cooling | | l/h | 264 | 298 | 337 | 415 | 504 | 602 | 743 | 818 | 1,152 | 1,376 | 250 | 291 | 176 | 409 | 494 | 594 | 730 | 803 | 1,138 | 1,362 |
| | Heating | | l/h | 264 | 298 | 337 | 415 | 504 | 602 | 743 | 818 | 1,152 | 1,376 | 167 | 177 | 182 | 257 | 270 | 421 | 443 | 465 | 694 | 733 |
| Fan | Type | | | Centrifugal multi-blade, double suction | | | | | | | | | | | | | | | | | | | |
| | Quantity | | | 1 | | | 2 | | | | | | | 1 | | | 2 | | | | | | |
| | Air flow rate | High | $m^3/h$ | 319 | 344 | | 442 | | 640 | 706 | 785 | 1,011 | 1,393 | 307 | 330 | 327 | 432 | 431 | 628 | 690 | 763 | 998 | 1,362 |
| | | Low | $m^3/h$ | 178 | 211 | | 241 | | 320 | 361 | 470 | 570 | 642 | 174 | 205 | | 238 | | 316 | 356 | 460 | 565 | 636 |
| Sound power level | High | | dBA | 47 | 49 | 50 | 48 | | 52 | 53 | 56 | 61 | 67 | 45 | 49 | 50 | 48 | 47 | 51 | 56 | 59 | 60 | 66 |
| Piping connections | Drain | OD | mm | 16 | | | | | | | | | | | | | | | | | | | |
| Power supply | Phase/Frequency/Voltage | | Hz/V | 1~/50/230 | | | | | | | | | | | | | | | | | | | |
| Current input | High | | A | 0.17 | 0.24 | | 0.26 | 0.25 | 0.44 | | 0.43 | 0.82 | 1.10 | 0.17 | 0.24 | | 0.26 | 0.25 | 0.44 | | 0.43 | 0.82 | 1.10 |
| | Medium | | A | 0.13 | 0.16 | | 0.21 | 0.20 | 0.29 | | 0.31 | 0.57 | 0.76 | 0.13 | 0.16 | | 0.21 | 0.20 | 0.29 | | 0.31 | 0.57 | 0.76 |
| | Low | | A | 0.10 | 0.12 | 0.11 | 0.14 | | 0.19 | | 0.22 | 0.39 | 0.50 | 0.10 | 0.12 | 0.11 | 0.14 | | 0.19 | | 0.22 | 0.39 | 0.50 |
| Control systems | Wired remote control | | | FWEC1A / FWEC2A / FWEC3A / ECFWM36 | | | | | | | | | | | | | | | | | | | |

# Flexi type unit with cabinet

## BLDC fan motor unit for horizontal or vertical mounting. Continuous air flow regulation and fan speed modulation

- Up to 70% **energy savings** with brushless DC motor technology compared to traditional technology
- **Instant adjustment** to temperature and relative humidity changes
- **Low operating sound level**
- Highly flexible solutions: multiple sizes, piping topologies and connection valves
- Requires very **little installation space**



FWR-AT/AF



FWEC3A

| | | | FWR-AT/AF | 02 | 03 | 06 | 08 | 02 | 03 | 06 | 08 |
|---|---|---|---|---|---|---|---|---|---|---|---|
| | | | | 2-pipe | | | | 4-pipe | | | |
| Cooling capacity | Total capacity | Min. | kW | 0.61 | 0.88 | 1.19 | 1.79 | 0.60 | 0.88 | 1.19 | 1.79 |
| | | Max. | kW | 2.64 | 4.96 | 6.32 | 10.08 | 2.64 | 4.96 | 6.32 | 10.08 |
| | Sensible capacity | Min. | kW | 0.41 | 0.58 | 0.79 | 1.20 | 0.40 | 0.58 | 0.79 | 1.20 |
| | | Max. | kW | 1.95 | 3.60 | 4.80 | 7.43 | 1.95 | 3.60 | 4.80 | 7.43 |
| Heating capacity | 2-Pipe | Min. | kW | 0.69 | 0.95 | 1.29 | 1.92 | - | | | |
| | | Max. | kW | 3.47 | 6.40 | 7.51 | 11.18 | - | | | |
| | 4-Pipe | Min. | kW | - | | | | 0.82 | 1.18 | 1.76 | 2.83 |
| | | Max. | kW | - | | | | 2.46 | 4.19 | 6.45 | 10.06 |
| Power input | Min. | | W | 2.2 | | 3.4 | 4.2 | 2.2 | | 3.24 | 4.2 |
| | Max. | | W | 57.4 | 82.7 | 101.4 | 147 | 57.4 | 82.7 | 101.4 | 147 |
| Dimensions | Unit | Height | mm | 564 | | | | | | | |
| | | Width | mm | 774 | 987 | 1,194 | 1,404 | 774 | 987 | 1,194 | 1,404 |
| | | Depth | mm | 226 | | | 251 | 226 | | | 251 |
| Weight | Unit | | kg | 21 | 27 | 33 | 44 | 22 | 28 | 35 | 46 |
| Heat exchanger | Water volume | | l | 0.7 | 1 | 1.4 | 2.1 | 0.7 | 1 | 1.4 | 2.1 |
| Additional heat exchanger | Water volume | | l | - | | | | 0.2 | 0.3 | 0.4 | 0.6 |
| Water flow | Cooling | | l/h | 454 | 853 | 1,084 | 1,728 | 454 | 853 | 1,084 | 1,728 |
| | Heating | | l/h | 454 | 853 | 1,084 | 1,728 | 216 | 367 | 565 | 882 |
| Fan | Type | | | Centrifugal multi-blade, double suction | | | | | | | |
| | Quantity | | | 1 | 2 | | | 1 | 2 | | |
| | Air flow rate | Max. | $m^3/h$ | 560 | 900 | 1,200 | 1,660 | 560 | 900 | 1,200 | 1,660 |
| | | Min. | $m^3/h$ | 70 | 95 | 130 | 200 | 70 | 95 | 130 | 200 |
| Sound power level | Max. | | dBA | 62 | 70 | 64 | 71 | 62 | 70 | 64 | 71 |
| Power supply | Phase/Frequency/Voltage | | Hz/V | 1~/50/230 | | | | | | | |
| Current input | Max. | | A | 0.50 | 0.72 | 0.88 | 1.27 | 0.50 | 0.72 | 0.88 | 1.27 |
| | Min. | | A | 0.05 | | 0.07 | 0.09 | 0.05 | | 0.07 | 0.09 |
| Control systems | Wired remote control | | | FWEC3A | | | | | | | |

# Flexi type unit with cabinet

## AC fan motor unit for horizontal or vertical mounting

- **Pre-assembled 3-way/4-port on/off valves** are available
- **High efficiency** heat exchanger
- Valve packages are **insulated**, no extra drain pan required
- Valve packages contain balancing valves and sensor pocket
- Fast-on connections for electrical options: no tools needed
- **Washable air filter**, easily removable for maintenance
- Electric heater: no relay up to 2kW capacity
- Electric heater: equipped with two overheat cut-out thermostats



FWL-DAT/DAF



FWEC1,2,3A / ECFWMB6

| | | | | FWL-DAT/DAF | 01 | 15 | 02 | 25 | 03 | 35 | 04 | 06 | 08 | 10 | 01 | 15 | 02 | 25 | 03 | 35 | 04 | 06 | 08 | 10 |
|---|---|---|---|---|---|---|---|---|---|---|---|---|---|---|---|---|---|---|---|---|---|---|---|---|
| | | | | | 2-pipe | | | | | | | | | | 4-pipe | | | | | | | | | |
| Cooling capacity | Total capacity | High | kW | | 1.54 | 1.74 | 1.96 | 2.42 | 2.93 | 3.51 | 4.33 | 4.77 | 6.71 | 8.02 | 1.46 | 1.69 | 1.79 | 2.38 | 2.87 | 3.46 | 4.26 | 4.67 | 6.64 | 7.88 |
| | | Low | kW | | 1.04 | 1.26 | 1.36 | 1.60 | 1.76 | 1.98 | 2.51 | 3.17 | 3.97 | 4.11 | 0.99 | 1.24 | 1.26 | 1.58 | 1.73 | 1.96 | 2.48 | 3.11 | 3.93 | 4.07 |
| | Sensible capacity | High | kW | | 1.20 | 1.30 | 1.42 | 1.88 | 2.11 | 2.72 | 3.15 | 3.65 | 4.91 | 5.96 | 1.14 | 1.27 | 1.46 | 1.85 | 2.07 | 2.71 | 3.09 | 3.57 | 4.85 | 5.85 |
| | | Low | kW | | 0.79 | 0.95 | 1.00 | 1.18 | 1.26 | 1.45 | 1.80 | 2.32 | 2.84 | 3.05 | 0.75 | 0.93 | 0.98 | 1.17 | 1.24 | 1.44 | 1.78 | 2.28 | 2.82 | 3.02 |
| Heating capacity | 2-Pipe | High | kW | | 2.14 | 2.20 | 2.57 | 3.20 | 3.81 | 4.78 | 5.10 | 5.95 | 7.83 | 10.03 | - | | | | | | | | | |
| | | Low | kW | | 1.43 | 1.71 | 1.79 | 2.07 | 2.28 | 2.81 | 2.98 | 3.96 | 4.77 | 5.24 | - | | | | | | | | | |
| | 4-Pipe | High | kW | | - | | | | | | | | | | 1.90 | 2.02 | 2.01 | 2.92 | 3.08 | 4.80 | 5.05 | 5.30 | 7.91 | 8.35 |
| | | Low | kW | | - | | | | | | | | | | 1.50 | 1.56 | | 2.06 | 2.18 | 3.21 | 3.60 | 4.04 | 5.69 | 5.50 |
| Power input | High | | W | | 37 | 53 | | 57 | 56 | 98 | | | 182 | 244 | 37 | 53 | | 57 | 56 | 98 | | | 182 | 244 |
| | Low | | W | | 21 | 25 | 24 | 29 | | 37 | 38 | 47 | 86 | 109 | 21 | 25 | 24 | 29 | | 37 | 38 | 47 | 86 | 109 |
| Dimensions | Unit | Height | mm | | 564 | | | | | | | | | | | | | | | | | | | |
| | | Width | mm | | 774 | | | 987 | | 1,194 | | | 1,404 | | 774 | | | 987 | | 1,194 | | | 1,404 | | |
| | | Depth | mm | | 226 | | | | | | | | 251 | | 226 | | | | | | | | 251 | |
| Weight | Unit | | kg | | 20 | 21 | | 27 | | 32 | | 33 | 44 | | 21 | 22 | | 28 | | 24 | 34 | 35 | 46 | |
| Heat exchanger | Water volume | | l | | 0.5 | | 0.7 | | 1 | | 1.4 | | 2.1 | | 0.5 | | 0.7 | | 1 | | 1.4 | | 2.1 | |
| Additional heat exchanger | Water volume | | l | | - | | | | | | | | | | 0.2 | | | 0.3 | | 0.4 | | | 0.6 | |
| Water flow | Cooling | | l/h | | 264 | 298 | 337 | 415 | 504 | 602 | 743 | 818 | 1,152 | 1,376 | 250 | 291 | 176 | 409 | 494 | 594 | 730 | 803 | 1,138 | 1,362 |
| | Heating | | l/h | | 264 | 298 | 337 | 415 | 504 | 602 | 743 | 818 | 1,152 | 1,376 | 167 | 177 | 182 | 257 | 270 | 421 | 443 | 465 | 694 | 733 |
| Fan | Type | | | | Centrifugal multi-blade, double suction | | | | | | | | | | | | | | | | | | | |
| | Quantity | | | | 1 | | | 2 | | | | | | | 1 | | | 2 | | | | | | |
| | Air flow rate | High | $m^3/h$ | | 319 | 344 | | 442 | | 640 | 706 | 785 | 1,011 | 1,393 | 307 | 330 | 327 | 432 | 431 | 628 | 690 | 763 | 998 | 1,362 |
| | | Low | $m^3/h$ | | 178 | 211 | | 241 | | 320 | 361 | 470 | 570 | 642 | 174 | 205 | | 238 | | 316 | 356 | 460 | 565 | 636 |
| Sound power level | High | | dBA | | 47 | 49 | 50 | 48 | | 52 | 53 | 56 | 61 | 67 | 45 | 49 | 50 | 48 | 47 | 51 | 56 | 59 | 60 | 66 |
| Power supply | Phase/Frequency/Voltage | | Hz/V | | 1~/50/230 | | | | | | | | | | | | | | | | | | | |
| Current input | High | | A | | 0.17 | 0.24 | | 0.26 | 0.25 | 0.44 | | 0.43 | 0.82 | 1.10 | 0.17 | 0.24 | | 0.26 | 0.25 | 0.44 | | 0.43 | 0.82 | 1.10 |
| | Medium | | A | | 0.13 | 0.16 | | 0.21 | 0.20 | 0.29 | | 0.31 | 0.57 | 0.76 | 0.13 | 0.16 | | 0.21 | 0.20 | 0.29 | | 0.31 | 0.57 | 0.76 |
| | Low | | A | | 0.10 | 0.12 | 0.11 | 0.14 | | 0.19 | | 0.22 | 0.39 | 0.50 | 0.10 | 0.12 | 0.11 | 0.14 | | 0.19 | | 0.22 | 0.39 | 0.50 |
| Control systems | Wired remote control | | | | FWEC1A / FWEC2A / FWEC3A / ECFWMB6 | | | | | | | | | | | | | | | | | | | |

# Flexi type unit without cabinet

## BLDC fan motor unit for horizontal or vertical concealed mounting. Continuous air flow regulation and fan speed modulation

- **Blends unobtrusively** with any interior décor: only the suction and discharge grilles are visible
- Up to 70% **energy savings** with brushless DC motor technology compared to traditional technology
- **Instant adjustment** to temperature and relative humidity changes
- **Low operating sound level**
- Highly flexible solutions: multiple sizes, piping topologies and connection valves



FWS-AT/AF



FWEC3A

| | | | FWS-AT/AF | 02 | 03 | 06 | 08 | 02 | 03 | 06 | 08 |
|---|---|---|---|---|---|---|---|---|---|---|---|
| | | | | 2-pipe | | | | 4-pipe | | | |
| Cooling capacity | Total capacity | Min. | kW | 0.61 | 0.88 | 1.19 | 1.79 | 0.60 | 0.88 | 1.19 | 1.79 |
| | | Max. | kW | 2.64 | 4.96 | 6.32 | 10.08 | 2.64 | 4.96 | 6.32 | 10.08 |
| | Sensible capacity | Min. | kW | 0.41 | 0.58 | 0.79 | 1.20 | 0.40 | 0.58 | 0.79 | 1.20 |
| | | Max. | kW | 1.95 | 3.60 | 4.80 | 7.43 | 1.95 | 3.60 | 4.80 | 7.43 |
| Heating capacity | 2-Pipe | Min. | kW | 0.69 | 0.95 | 1.29 | 1.92 | - | | | |
| | | Max. | kW | 3.47 | 6.40 | 7.51 | 11.18 | - | | | |
| | 4-Pipe | Min. | kW | - | | | | 0.82 | 1.18 | 1.76 | 2.83 |
| | | Max. | kW | - | | | | 2.46 | 4.19 | 6.45 | 10.06 |
| Power input | Min. | | W | 2.2 | | 3.4 | 4.2 | 2.2 | | 3.24 | 4.2 |
| | Max. | | W | 57.4 | 82.7 | 101.4 | 147 | 57.4 | 82.7 | 101.4 | 147 |
| Dimensions | Unit | Height | mm | 535 | | | | | | | |
| | | Width | mm | 584 | 794 | 1,004 | 1,214 | 584 | 794 | 1,004 | 1,214 |
| | | Depth | mm | 224 | | 249 | | 224 | | | 249 |
| Weight | Unit | | kg | 15 | 19 | 23 | 32 | 16 | 20 | 25 | 34 |
| Heat exchanger | Water volume | | l | 0.7 | 1 | 1.4 | 2.1 | 0.7 | 1 | 1.4 | 2.1 |
| Additional heat exchanger | Water volume | | l | - | | | | 0.2 | 0.3 | 0.4 | 0.6 |
| Water flow | Cooling | | l/h | 454 | 853 | 1,084 | 1,728 | 454 | 853 | 1,084 | 1,728 |
| | Heating | | l/h | 454 | 853 | 1,084 | 1,728 | 216 | 367 | 565 | 882 |
| Fan | Type | | | Centrifugal multi-blade, double suction | | | | | | | |
| | Quantity | | | 1 | 2 | | | 1 | 2 | | |
| | Air flow rate | Max. | $m^3/h$ | 560 | 900 | 1,200 | 1,660 | 560 | 900 | 1,200 | 1,660 |
| | | Min. | $m^3/h$ | 70 | 95 | 130 | 200 | 70 | 95 | 130 | 200 |
| Sound power level | Max. | | dBA | 62 | 70 | 64 | 71 | 62 | 70 | 64 | 71 |
| Piping connections | Drain | OD | mm | 17 | | | | | | | |
| Power supply | Phase/Frequency/Voltage | | Hz/V | 1~/50/230 | | | | | | | |
| Current input | Max. | | A | 0.50 | 0.72 | 0.88 | 1.27 | 0.50 | 0.72 | 0.88 | 1.27 |
| | Min. | | A | 0.05 | | 0.07 | 0.09 | 0.05 | | 0.07 | 0.09 |
| Control systems | Wired remote control | | | FWEC3A | | | | | | | |

# Flexi type unit without cabinet

## AC fan motor unit for horizontal or vertical concealed mounting

- **Pre-assembled 3-way/4-port on/off valves** are available
- **High efficiency** heat exchanger
- Valve packages are **insulated**, no extra drain pan required
- Valve packages contain balancing valves and sensor pocket
- Fast-on connections for electrical options: no tools needed
- **Washable air filter,** easily removable for maintenance
- Electric heater: no relay up to 2kW capacity
- Electric heater: equipped with two overheat cut-out thermostats



FWM-DAT/DAF



FWEC1,2,3A

| | | | FWM-DAT/DAF | 01 | 15 | 02 | 25 | 03 | 35 | 04 | 06 | 08 | 10 | 01 | 15 | 02 | 25 | 03 | 35 | 04 | 06 | 08 | 10 |
|---|---|---|---|---|---|---|---|---|---|---|---|---|---|---|---|---|---|---|---|---|---|---|---|
| | | | | 2-pipe | | | | | | | | | | 4-pipe | | | | | | | | | |
| Cooling capacity | Total capacity | High | kW | 1.54 | 1.74 | 1.96 | 2.42 | 2.93 | 3.51 | 4.33 | 4.77 | 6.71 | 8.02 | 1.46 | 1.69 | 1.79 | 2.38 | 2.87 | 3.46 | 4.26 | 4.67 | 6.64 | 7.88 |
| | | Low | kW | 1.04 | 1.26 | 1.36 | 1.60 | 1.76 | 1.98 | 2.51 | 3.17 | 3.97 | 4.11 | 0.99 | 1.24 | 1.26 | 1.58 | 1.73 | 1.96 | 2.48 | 3.11 | 3.93 | 4.07 |
| | Sensible capacity | High | kW | 1.20 | 1.30 | 1.42 | 1.88 | 2.11 | 2.72 | 3.15 | 3.65 | 4.91 | 5.96 | 1.14 | 1.27 | 1.46 | 1.85 | 2.07 | 2.71 | 3.09 | 3.57 | 4.85 | 5.85 |
| | | Low | kW | 0.79 | 0.95 | 1.00 | 1.18 | 1.26 | 1.45 | 1.80 | 2.32 | 2.84 | 3.05 | 0.75 | 0.93 | 0.98 | 1.17 | 1.24 | 1.44 | 1.78 | 2.28 | 2.82 | 3.02 |
| Heating capacity | 2-Pipe | High | kW | 2.14 | 2.20 | 2.57 | 3.20 | 3.81 | 4.78 | 5.10 | 5.95 | 7.83 | 10.03 | - | | | | | | | | | |
| | | Low | kW | 1.43 | 1.71 | 1.79 | 2.07 | 2.28 | 2.81 | 2.98 | 3.96 | 4.77 | 5.24 | - | | | | | | | | | |
| | 4-Pipe | High | kW | - | | | | | | | | | | 1.90 | 2.02 | 2.01 | 2.92 | 3.08 | 4.80 | 5.05 | 5.30 | 7.91 | 8.35 |
| | | Low | kW | - | | | | | | | | | | 1.50 | 1.56 | | 2.06 | 2.18 | 3.21 | 3.60 | 4.04 | 5.69 | 5.50 |
| Power input | High | | W | 37 | 53 | | 57 | 56 | 98 | | | 182 | 244 | 37 | 53 | | 57 | 56 | 98 | | | 182 | 244 |
| | Low | | W | 21 | 25 | 24 | 29 | | 37 | 38 | 47 | 86 | 109 | 21 | 25 | 24 | 29 | | 37 | 38 | 47 | 86 | 109 |
| Dimensions | Unit | Height | mm | 535 | | | | | | | | | | | | | | | | | | | |
| | | Width | mm | 584 | | | 794 | | 1,004 | | | 1,214 | | 584 | | | 794 | | 1,004 | | | 1,214 | |
| | | Depth | mm | 224 | | | | | | | | 249 | | 224 | | | | | | | | 249 | |
| Weight | Unit | | kg | 14 | 15 | | 19 | | 23 | | | 32 | | 15 | 16 | | 20 | | 25 | | | 34 | |
| Heat exchanger | Water volume | | l | 0.5 | | 0.7 | | 1 | | 1.4 | | 2.1 | | 0.5 | | 0.7 | | 1 | | 1.4 | | 2.1 | |
| Additional heat exchanger | Water volume | | l | - | | | | | | | | | | 0.2 | | | 0.3 | | | 0.4 | | 0.6 | |
| Water flow | Cooling | | l/h | 264 | 298 | 337 | 415 | 504 | 602 | 743 | 818 | 1,152 | 1,376 | 250 | 291 | 176 | 409 | 494 | 594 | 730 | 803 | 1,138 | 1,362 |
| | Heating | | l/h | 264 | 298 | 337 | 415 | 504 | 602 | 743 | 818 | 1,152 | 1,376 | 167 | 177 | 182 | 257 | 270 | 421 | 443 | 465 | 694 | 733 |
| Fan | Type | | | Centrifugal multi-blade, double suction | | | | | | | | | | | | | | | | | | | |
| | Quantity | | | 1 | | | 2 | | | | | | | 1 | | | 2 | | | | | | |
| | Air flow rate | High | $m^3/h$ | 319 | 344 | | 442 | | 640 | 706 | 785 | 1,011 | 1,393 | 307 | 330 | 327 | 432 | 431 | 628 | 690 | 763 | 998 | 1,362 |
| | | Low | $m^3/h$ | 178 | 211 | | 241 | | 320 | 361 | 470 | 570 | 642 | 174 | 205 | | 238 | | 316 | 356 | 460 | 565 | 636 |
| Sound power level | High | | dBA | 47 | 49 | 50 | 48 | | 52 | 53 | 56 | 61 | 67 | 45 | 49 | 50 | 48 | 47 | 51 | 56 | 59 | 60 | 66 |
| Piping connections | Drain | OD | mm | 17 | | | | | | | | | | | | | | | | | | | |
| Power supply | Phase/Frequency/Voltage | | Hz/V | 1~/50/230 | | | | | | | | | | | | | | | | | | | |
| Current input | High | | A | 0.17 | 0.24 | | 0.26 | 0.25 | 0.44 | | 0.43 | 0.82 | 1.10 | 0.17 | 0.24 | | 0.26 | 0.25 | 0.44 | | 0.43 | 0.82 | 1.10 |
| | Medium | | A | 0.13 | 0.16 | | 0.21 | 0.20 | 0.29 | | 0.31 | 0.57 | 0.76 | 0.13 | 0.16 | | 0.21 | 0.20 | 0.29 | | 0.31 | 0.57 | 0.76 |
| | Low | | A | 0.10 | 0.12 | 0.11 | 0.14 | | 0.19 | | 0.22 | 0.39 | 0.50 | 0.10 | 0.12 | 0.11 | 0.14 | | 0.19 | | 0.22 | 0.39 | 0.50 |
| Control systems | Wired remote control | | | FWEC1A / FWEC2A / FWEC3A | | | | | | | | | | | | | | | | | | | |

# Wall mounted unit

## AC fan motor unit for wall mounting

› High **aesthetic cabinet design**
› **Optimum air distribution**
› Easy to install
› 3-speed fan motor
› **Low operating sound level** thanks to tangential fan
› Insulated with self-extinguishing class 1 heat insulation
› Removable washable air filter (self-extinguishing class 1)



FWT-CT



MERCA / SRC-HPA



WRC-HPC

| | | | | FWT-CT | 02 | 03 | 04 | 05 | 06 |
|---|---|---|---|---|---|---|---|---|---|
| | | | | | | | 2-pipe | | |
| Cooling capacity | Total capacity | High | kW | | 2.43 | 2.70 | 3.31 | 4.54 | 5.28 |
| | | Low | kW | | 2.11 | 2.23 | 2.78 | 3.81 | 4.40 |
| | Sensible capacity | High | kW | | 1.85 | 2.02 | 2.64 | 3.43 | 4.10 |
| | | Low | kW | | 1.49 | 1.61 | 2.05 | 2.81 | 3.28 |
| Heating capacity | 2-Pipe | High | kW | | 3.22 | 3.52 | 4.40 | 6.01 | 7.33 |
| | | Low | kW | | 2.49 | 2.70 | 3.37 | 4.84 | 5.86 |
| Power input | High | | W | | 31 | 32 | 42 | 53 | 72 |
| | Low | | W | | 25 | 29 | 33 | 42 | 60 |
| Dimensions | Unit | Height | mm | | 288 | | | 310 | |
| | | Width | mm | | 800 | | | 1,065 | |
| | | Depth | mm | | 206 | | | 224 | |
| Weight | Unit | | kg | | 9 | | | 14 | |
| | Operation weight | | kg | | 9.5 | 9.6 | | 15 | |
| Heat exchanger | Water volume | | l | | 0.52 | 0.58 | | 0.95 | |
| Water flow | Cooling | | l/h | | 420 | 460 | 570 | 780 | 910 |
| | Heating | | l/h | | 420 | 460 | 570 | 780 | 910 |
| Fan | Type | | | | Cross flow fan | | | | |
| | Quantity | | | | 1 | | | | |
| | Air flow rate | High | $m^3/h$ | | 442 | 476 | 629 | 866 | 1,053 |
| | | Low | $m^3/h$ | | 340 | 374 | 442 | 663 | 782 |
| Sound power level | High | | dBA | | 45 | 48 | 55 | | 59 |
| Sound pressure level | High | | dBA | | 34 | 35 | 42 | | 46 |
| Piping connections | Drain | OD | mm | | 19 | | | | |
| Water connections | Std. heat exchanger | | inch | | 1/2 | | | | |
| Power supply | Phase/Frequency/Voltage | | Hz/V | | /-/- | | | | |
| Current input | High | | A | | 0.19 | 0.20 | 0.21 | 0.29 | 0.34 |
| | Medium | | A | | 0.18 | 0.20 | | 0.26 | 0.32 |
| | Low | | A | | 0.17 | 0.19 | | 0.25 | 0.31 |
| Control systems | Infrared remote control | | | | WRC-HPC | | | | |
| | Wired remote control | | | | MERCA / SRC-HPA | | | | |

# Low ESP ducted unit

## AC fan motor unit for horizontal concealed mounting

- **Easy installation and maintenance**
- **4-speed fan motor**
- High power air flow
- Wired electronic controllers range
- Available static pressure up to 50Pa
- Wide operating range
- Standard left and right side water connection
- **Extended drain pan** as standard
- **Factory mounted valve** (both left and right side)
- Nylon filter G2 class
- Polyethylene insulation



FWE-CT/CF



FWEC1,2,3A

| | | | | FWE-CT/CF | 02 | 03 | 04 | 06 | 07 | 08 | 10 | 02 | 03 | 04 | 06 | 07 | 08 | 10 |
|---|---|---|---|---|---|---|---|---|---|---|---|---|---|---|---|---|---|---|
| | | | | | 2-pipe | | | | | | | 4-pipe | | | | | | |
| Cooling capacity | Total capacity | Super high | kW | | 2.17 | 3.22 | 4.34 | 6.06 | 6.83 | 7.84 | 9.96 | 2.10 | 3.16 | 3.98 | 6.05 | 6.78 | 7.79 | 9.91 |
| | | High | kW | | 1.81 | 2.78 | 3.49 | 5.32 | 5.68 | 6.92 | 8.64 | 1.76 | 2.69 | 3.22 | 5.20 | 5.61 | 6.79 | 8.61 |
| | | Low | kW | | 0.90 | 1.40 | 1.80 | 2.80 | 3.10 | 3.90 | 4.90 | 0.85 | 1.40 | 1.63 | 2.72 | 3.10 | 3.88 | 4.88 |
| | Sensible capacity | Super high | kW | | 1.61 | 2.44 | 3.27 | 4.55 | 4.83 | 6.02 | 7.58 | 1.55 | 2.37 | 3.19 | 4.49 | 5.16 | 5.91 | 7.45 |
| | | High | kW | | 1.33 | 2.08 | 2.58 | 3.94 | 4.30 | 5.25 | 6.48 | 1.28 | 1.99 | 2.53 | 3.81 | 4.20 | 5.09 | 6.39 |
| | | Low | kW | | 0.70 | 1.20 | 1.40 | 2.10 | 2.50 | 3.10 | 3.70 | 0.66 | 1.18 | 1.35 | 2.02 | 2.47 | 3.05 | 3.65 |
| Heating capacity | 2-Pipe | Super high | kW | | 2.79 | 4.28 | 5.61 | 7.66 | 9.26 | 10.50 | 13.00 | - | | | | | | |
| | | High | kW | | 2.31 | 3.67 | 4.44 | 6.65 | 7.62 | 9.18 | 11.10 | - | | | | | | |
| | | Low | kW | | 1.20 | 2.00 | 2.30 | 3.40 | 4.40 | 5.30 | 6.30 | - | | | | | | |
| | 4-Pipe | Super high | kW | | - | | | | | | | 2.3 | 3.53 | 4.56 | 6.17 | 7.6 | 8.52 | 10.4 |
| | | High | kW | | - | | | | | | | 1.94 | 3.06 | 3.76 | 5.37 | 6.42 | 7.52 | 9.16 |
| | | Low | kW | | - | | | | | | | 1.02 | 1.72 | 2.03 | 2.88 | 3.92 | 4.59 | 5.42 |
| Power input | Super high | | W | | 46 | 69 | 83 | 119 | 163 | 181 | 230 | 46 | 69 | 83 | 119 | 163 | 181 | 230 |
| | High | | W | | 39 | 54 | 59 | 93 | 128 | 145 | 180 | 39 | 54 | 59 | 93 | 128 | 145 | 180 |
| | Low | | W | | 29 | 40 | 42 | 60 | 89 | 102 | 121 | 29 | 40 | 42 | 60 | 89 | 102 | 121 |
| Dimensions | Unit | Height | mm | | 253 | | | | | | | | | | | | | |
| | | Width | mm | | 590 | | | | | | | | | | | | | |
| | | Depth | mm | | 705 | 875 | 1,005 | 1,205 | 1,455 | 1,555 | 1,815 | 705 | 875 | 1,005 | 1,205 | 1,455 | 1,555 | 1,815 |
| Weight | Unit | | kg | | 17 | 20 | 24 | 28 | 37 | 39 | 46 | 18 | 22 | 25 | 30 | 40 | 41 | 49 |
| | Operation weight | | kg | | 17 | 20 | 24 | 28 | 37 | 39 | 46 | 18 | 22 | 25 | 30 | 40 | 41 | 49 |
| Heat exchanger | Water volume | | l | | 0.74 | 1.02 | 1.24 | 1.56 | 1.97 | 2.14 | 2.56 | 0.74 | 1.02 | 1.24 | 1.56 | 1.97 | 2.14 | 2.56 |
| Additional heat exchanger | Water volume | | l | | - | | | | | | | 0.25 | 0.34 | 0.41 | 0.52 | 0.66 | 0.71 | 0.85 |
| Water flow | Cooling | | l/h | | 360 | 540 | 756 | 1,044 | 1,188 | 1,368 | 1,728 | 360 | 540 | 720 | 1,044 | 1,188 | 1,332 | 1,728 |
| | Heating | | l/h | | 252 | 360 | 504 | 684 | 828 | 936 | 1,188 | - | | | | | | |
| | Additional heat exchanger | | l/h | | - | | | | | | | 108 | 180 | 216 | 324 | 432 | 468 | 576 |
| Water pressure drop | Additional heat exchanger | | kPa | | - | | | | | | | 3.6 | 8.8 | 15.6 | 31.8 | 58.6 | 74.6 | 123 |
| Fan | Type | | | | Centrifugal (Blade: Forward - curve) | | | | | | | | | | | | | |
| | Quantity | | | | 1 | | 2 | | 3 | | 4 | 1 | | 2 | | 3 | | 4 |
| | Air flow rate | Super high | $m^3/h$ | | 430 | 638 | 910 | 1,195 | 1,559 | 1,753 | 2,177 | 416.13 | 626.11 | 834.52 | 1,193.03 | 1,547.59 | 1,741.82 | 2,166.07 |
| | | High | $m^3/h$ | | 311 | 518 | 619 | 926 | 1,188 | 1,413 | 1,735 | 302.41 | 501.23 | 571.11 | 905.11 | 1,173.36 | 1,386.46 | 1,728.98 |
| | | Low | $m^3/h$ | | 150 | 256 | 284 | 426 | 569 | 688 | 808 | 142 | 256 | 257.48 | 414.34 | 569 | 684.16 | 804.37 |
| Sound power level | Super high | | dBA | | 51 | 61 | 58 | 62 | | 64 | 65 | 51 | 61 | 58 | 62 | | 64 | 65 |
| | High | | dBA | | 49 | 56 | 48 | 55 | 57 | 58 | 60 | 49 | 56 | 48 | 55 | 57 | 58 | 60 |
| Sound pressure level | Super high | | dBA | | 41 | 51 | 48 | 52 | | 54 | 55 | 41 | 51 | 48 | 52 | | 54 | 55 |
| | High | | dBA | | 39 | 46 | 38 | 45 | 47 | 48 | 49 | 39 | 46 | 38 | 45 | 47 | 48 | 49 |
| Piping connections | Drain | OD | mm | | 19.05 | | | | | | | | | | | | | |
| Water connections | Std. heat exchanger | | inch | | 3/4 | | | | | | | | | | | | | |
| | Add. heat exchanger | | inch | | - | | | | | | | 3/4 | | | | | | |
| Power supply | Phase/Frequency/Voltage | | Hz/V | | 1~/50/220-240 | | | | | | | | | | | | | |
| Current input | Super high | | A | | 0.206 | 0.309 | 0.372 | 0.533 | 0.731 | 0.811 | 1.031 | 0.206 | 0.309 | 0.372 | 0.533 | 0.731 | 0.811 | 1.031 |
| | High | | A | | 0.174 | 0.243 | 0.265 | 0.430 | 0.575 | 0.648 | 0.780 | 0.174 | 0.243 | 0.265 | 0.430 | 0.575 | 0.648 | 0.780 |
| | Medium | | A | | 0.150 | 0.208 | 0.217 | 0.325 | 0.472 | 0.523 | 0.648 | 0.150 | 0.208 | 0.217 | 0.325 | 0.472 | 0.523 | 0.648 |
| | Low | | A | | 0.128 | 0.177 | 0.188 | 0.271 | 0.400 | 0.456 | 0.540 | 0.128 | 0.177 | 0.188 | 0.271 | 0.400 | 0.456 | 0.540 |
| Control systems | Wired remote control | | | | FWEC1A / FWEC2A / FWEC3A | | | | | | | | | | | | | |

# Medium ESP ducted unit

## BLDC fan motor unit for horizontal concealed mounting. Continuous air flow regulation and fan speed modulation

- **Blends unobtrusively** with any interior décor: only the suction and discharge grills are visible
- Up to 50% **energy savings** with brushless DC motor technology compared to traditional technology
- **Instant adjustment** to temperature and relative humidity changes
- **Low operating sound level**
- Highly flexible solutions: multiple sizes, piping topologies and connection valves



FWP-AT



FWEC3A

| | | | | FWP-AT | 02 | 03 | 04 | 05 | 06 | 07 |
|---|---|---|---|---|---|---|---|---|---|---|
| | | | | | 2-pipe | | | | | |
| Cooling capacity | Total capacity | High | kW | | 2.61 | 3.14 | 3.49 | 5.08 | 5.45 | 6.47 |
| | | Low | kW | | 1.34 | 1.5 | 1.67 | 2.12 | 2.43 | 2.67 |
| | Sensible capacity | High | kW | | 1.88 | 2.16 | 2.34 | 3.6 | 3.87 | 4.4 |
| | | Low | kW | | 0.95 | 1.02 | 1.1 | 1.52 | 1.67 | 1.78 |
| Heating capacity | 2-Pipe | High | kW | | 5.47 | 6.01 | 6.47 | 10.31 | 11.39 | 12.28 |
| | | Low | kW | | 2.77 | 2.91 | 3.00 | 4.56 | 4.77 | 4.94 |
| | 4-Pipe | High | kW | | | 3.14 | | | 5.99 | |
| | | Low | kW | | | 1.95 | | | 3.38 | |
| Power input | High | | W | | | 46.4 | | | 80 | |
| | Low | | W | | | 12.2 | | | 17.5 | |
| Dimensions | Unit | Height | mm | | | | 239 | | | |
| | | Width | mm | | | 1,039 | | | 1,389 | |
| | | Depth | mm | | | | 609 | | | |
| Weight | Unit | | kg | | 23 | 24 | 26 | 31 | 33 | 35 |
| | Operation weight | | kg | | 24 | 26 | 28 | 33 | 35 | 38 |
| Heat exchanger | Water volume | | l | | 1.1 | 1.5 | 2.2 | 1.6 | 2.1 | 3.2 |
| Additional heat exchanger | Water volume | | l | | | 0.4 | | | 0.6 | |
| Water flow | Cooling | | l/h | | 448 | 539 | 598 | 873 | 936 | 1,111 |
| | Heating | | l/h | | 480 | 527 | 567 | 904 | 999 | 1,077 |
| | Additional heat exchanger | | l/h | | | 275 | | | 526 | |
| Water pressure drop | Additional heat exchanger | | kPa | | | 3 | | | 5 | |
| Fan | Type | | | | | | Centrifugal - forward blades - directly coupled on fan motor | | | |
| | Quantity | | | | | | 1 | | | |
| | Air flow rate | High | $m^3/h$ | | | 400 | | | 800 | |
| | | Low | $m^3/h$ | | | 180 | | | 300 | |
| | Available pressure | High | Pa | | | 71 | | | 65 | |
| Sound power level | High | | dBA | | | 55.6 | | | 60.6 | |
| Sound pressure level | High | | dBA | | | 44.1 | | | 49.1 | |
| Electric heater | Power input | | kW | | | 2 | | | 2.5 | |
| Piping connections | Drain | OD | mm | | | | 16 | | | |
| Water connections | Std. heat exchanger | | inch | | | | 3/4 | | | |
| | Add. heat exchanger | | inch | | | | 3/4 | | | |
| Power supply | Phase/Frequency/Voltage | | Hz/V | | | | 1~/50/230 | | | |
| Control systems | Wired remote control | | | | | | FWEC3A | | | |

# Medium ESP ducted unit

## AC fan motor unit for horizontal concealed mounting

- **Compact dimensions**, can easily be mounted in a narrow ceiling void
- 3, 4 or 6 stage row cooling coil
- Drain pan to collect the condensate from: heat exchanger and regulating valves
- **7-speed electrical motors** (with thermal protection on windings)
- All 7 speeds **pre-wired in the factory** in the terminal block of the switch box
- **Washable air filter**, easily removable for maintenance



FWB-BT



FWEC1,2,3A

| | | | | FWB-BT | 02 | 03 | 04 | 05 | 06 | 07 | 08 | 09 | 10 |
|---|---|---|---|---|---|---|---|---|---|---|---|---|---|
| | | | | | 2-pipe | | | | | | | | |
| Cooling capacity | Total capacity | High | kW | | 2.61 | 3.14 | 3.49 | 5.08 | 5.45 | 6.47 | 7.57 | 8.67 | 10.34 |
| | | Low | kW | | 1.34 | 1.50 | 1.67 | 2.12 | 2.43 | 2.67 | 4.18 | 4.64 | 5.35 |
| | Sensible capacity | High | kW | | 1.88 | 2.16 | 2.34 | 3.6 | 3.87 | 4.4 | 5.23 | 5.96 | 6.9 |
| | | Low | kW | | 0.95 | 1.02 | 1.1 | 1.52 | 1.67 | 1.78 | 2.95 | 3.21 | 3.57 |
| Heating capacity | 2-Pipe | High | kW | | 5.47 | 6.01 | 6.47 | 10.31 | 11.39 | 12.28 | 15.05 | 16.85 | 18.78 |
| | | Low | kW | | 2.77 | 2.91 | 3.00 | 4.56 | 4.77 | 4.94 | 8.63 | 9.29 | 9.85 |
| | 4-Pipe | High | kW | | | 3.14 | | | 5.99 | | | 12.8 | |
| | | Low | kW | | | 1.95 | | | 3.38 | | | 7.67 | |
| Power input | High | | W | | | 79 | | | 154 | | | 294 | |
| | Low | | W | | | 28 | | | 64 | | | 155 | |
| Dimensions | Unit | Height | mm | | | | | | 239 | | | | |
| | | Width | mm | | | 1,039 | | | 1,389 | | | 1,739 | |
| | | Depth | mm | | | | | | 609 | | | | |
| Weight | Unit | | kg | | 23 | 24 | 26 | 31 | 33 | 35 | 43 | 45 | 48 |
| | Operation weight | | kg | | 24 | 26 | 28 | 33 | 35 | 38 | 45 | 48 | 52 |
| Heat exchanger | Water volume | | l | | 1.1 | 1.5 | 2.2 | 1.6 | 2.1 | 3.2 | 2.1 | 2.8 | 4.2 |
| Additional heat exchanger | Water volume | | l | | | 0.4 | | | 0.6 | | | 1.7 | |
| Water flow | Cooling | | l/h | | 448 | 539 | 598 | 873 | 936 | 1,111 | 1,299 | 1,488 | 1,774 |
| | Heating | | l/h | | 480 | 527 | 567 | 904 | 999 | 1,077 | 1,319 | 1,479 | 1,647 |
| | Additional heat exchanger | | l/h | | | 275 | | | 526 | | | 1,123 | |
| Water pressure drop | Additional heat exchanger | | kPa | | | 3 | | | 5 | | | 8 | |
| Fan | Type | | | | Centrifugal - forward blades - directly coupled on fan motor | | | | | | | | |
| | Quantity | | | | | 1 | | | 2 | | | 3 | |
| | Air flow rate | High | $m^3/h$ | | | 400 | | | 800 | | | 1,200 | |
| | | Low | $m^3/h$ | | | 180 | | | 300 | | | 600 | |
| | Available pressure | High | Pa | | | 71 | | | 65 | | | 59 | |
| Sound power level | High | | dBA | | | 56 | | | 59 | | | 69 | |
| Sound pressure level | High | | dBA | | | 44.5 | | | 47.5 | | | 57.5 | |
| Electric heater | Power input | | kW | | | 2 | | | 2.5 | | | 3 | |
| Piping connections | Drain | OD | mm | | | | | | 16 | | | | |
| Water connections | Std. heat exchanger | | inch | | | | | | 3/4 | | | | |
| | Add. heat exchanger | | inch | | | | 3/4 | | | | | 1 | |
| Power supply | Phase/Frequency/Voltage | | Hz/V | | | | | 1~/50/230 | | | | | |
| Current input | High | | A | | | 0.36 | | | 0.73 | | | 1.28 | |
| | Medium | | A | | | 0.21 | | | 0.60 | | | 0.90 | |
| | Low | | A | | | 0.14 | | | 0.33 | | | 0.70 | |
| Control systems | Wired remote control | | | | | | | FWEC1A / FWEC2A / FWEC3A | | | | | |

# High ESP ducted unit

## AC fan motor unit for horizontal or vertical concealed mounting

› Straight duct connector mounted to discharge side
› **Washable air filter**, easily removable for maintenance



FWD-AT/AF



FWEC1,2,3A

| | | | FWD-AT/AF | 04 | 06 | 08 | 10 | 12 | 16 | 18 | 04 | 06 | 08 | 10 | 12 | 16 | 18 |
|---|---|---|---|---|---|---|---|---|---|---|---|---|---|---|---|---|---|
| | | | | 2-pipe | | | | | | | 4-pipe | | | | | | |
| Cooling capacity | Total capacity | High | kW | 3.90 | 6.20 | 7.80 | 8.82 | 11.90 | 16.40 | 18.30 | 3.90 | 6.20 | 7.80 | 8.82 | 11.90 | 16.40 | 18.30 |
| | Sensible capacity | High | kW | 3.08 | 4.65 | 6.52 | 7.16 | 9.36 | 12.80 | 14.10 | 3.08 | 4.65 | 6.52 | 7.16 | 9.36 | 12.80 | 14.10 |
| Heating capacity | 2-Pipe | High | kW | 4.05 | 7.71 | 9.43 | 10.79 | 14.45 | 19.81 | 21.92 | - | | | | | | |
| | 4-Pipe | High | kW | - | | | | | | | 4.49 | 6.62 | 9.21 | | 15.86 | 21.15 | |
| Power input | High | | W | 234 | 349 | 443 | | 714 | 1,197 | | 234 | 349 | 443 | | 714 | 1,197 | |
| | Low | | W | 130 | 247 | 261 | | 328 | 704 | | 130 | 247 | 261 | | 328 | 704 | |
| Dimensions | Unit | Height | mm | 280 | | | | 352 | | | 280 | | | | 352 | | |
| | | Width | mm | 754 | 964 | 1,174 | | | 1,384 | | 754 | 964 | 1,174 | | | 1,384 | |
| | | Depth | mm | 559 | | | | 718 | | | 559 | | | | 718 | | |
| Weight | Unit | | kg | 33 | 41 | 47 | 49 | 65 | 77 | 80 | 35 | 43 | 50 | 52 | 71 | 83 | 86 |
| Heat exchanger | Water volume | | l | 1.06 | 1.42 | 1.79 | 2.38 | 2.5 | 4.02 | 5.03 | 1.06 | 1.42 | 1.79 | 2.38 | 2.50 | 4.02 | 5.03 |
| Additional heat exchanger | Water volume | | l | - | | | | | | | 0.35 | 0.47 | 0.59 | | 1.42 | 1.72 | |
| Water flow | Cooling | | l/h | 674 | 1,064 | 1,339 | 1,514 | 2,056 | 2,833 | 3,140 | 674 | 1,064 | 1,339 | 1,514 | 2,056 | 2,833 | 3,140 |
| | Heating | | l/h | 674 | 1,064 | 1,339 | 1,514 | 2,056 | 2,833 | 3,140 | 349 | 581 | 808 | | 1,392 | 1,856 | |
| Fan | Type | | | Centrifugal multi-blade, double suction | | | | | | | | | | | | | |
| | Quantity | | | 1 | 2 | | | | | | 1 | 2 | | | | | |
| | Air flow rate | High | $m^3/h$ | 800 | 1,250 | 1,600 | | 2,200 | 3,000 | | 800 | 1,250 | 1,600 | | 2,200 | 3,000 | |
| | Available pressure | High | Pa | 66 | 58 | 68 | 64 | 97 | 145 | 134 | 63 | 53 | 63 | 59 | 92 | 138 | 128 |
| Sound power level | High | | dBA | 66 | 69 | 72 | | 74 | 78 | | 66 | 69 | 72 | | 74 | 78 | |
| Piping connections | Drain | OD | mm | 16 | | | | | | | | | | | | | |
| Water connections | Std. heat exchanger | | inch | 3/4 | | | | 1 | | | 3/4 | | | | 1 | | |
| Power supply | Phase/Frequency/Voltage | | Hz/V | 1~/50/230 | | | | | | | | | | | | | |
| Current input | High | | A | 0.95 | 1.58 | 1.97 | | 3.21 | 5.37 | | 0.95 | 1.58 | 1.97 | | 3.21 | 5.37 | |
| | Medium | | A | 0.74 | 1.39 | 1.52 | | 2.08 | 4.38 | | 0.74 | 1.39 | 1.52 | | 2.08 | 4.38 | |
| | Low | | A | 0.57 | 1.18 | 1.20 | | 1.50 | 3.26 | | 0.57 | 1.18 | 1.20 | | 1.50 | 3.26 | |
| Control systems | Wired remote control | | | FWEC1A / FWEC2A / FWEC3A | | | | | | | | | | | | | |






Daikin air handling units, with their plug-and-play design and inherent flexibility, can be configured and combined specifically to meet the exact requirements of any building, no matter what it is used for or who is to work there. Our systems are designed to be the most environmentally friendly and the most energy efficient on the market, thus reducing their ecological impact, while, at the same time, keeping costs down through the minimisation of energy consumption.

When combined with the small physical footprint of the system, these features make our air handling units ideal for all markets.

# Air handling units


Why choose Daikin airhandling units? 378

Products overview 382

Software and Eurovent certification 383
The working principle at a glance 384
Compact 386
Professional 388
Easy 389
Energy 390
Fresh air package 392



# Daikin Air handling units

## Why choose Daikin air handling units?

- Energy efficiency and indoor air quality
- Wide range of air handling units
- **High quality** in component selection
- **Innovative** technology
- Operation **efficiency** and energy **savings**
- Outstanding **reliability** and **performance**
- Various applications are possible including air conditioning applications, industry-type process cooling, and large-scale district heat source systems.

## Benefits for the installer

› Easy start-up and commissioning through pre-programmed DDC controller and external terminal connection avoiding drilling into unit panels
› Internal electrical wiring saves installation time
› Flush mounted electrical control panel avoids risk of damage during transportation and installation

## Benefits for the consultant

› In-house developed ASTRA software with dedicated control interface allowing for a professional report in a few clicks

## Benefits for the end user

› Higher degree of control than ever before, allowing the user to determine a wide range of settings, resulting in excellent operational flexibility
› For units higher than 800mm, the electrical panel is fully embedded into the unit



# Marketing tools

› Watch the time-lapse video of a Daikin AHU construction on www.youtube.com/daikineurope
› Brochure on air handling units as a combined solution with refrigeration and chillers on commercial applications




## Packaged control solution for Daikin AHU

› Electrical control panel complete with
› Direct Digital Control (DDC) controller
› Internal fitting of all sensors & pressure measurements devices
› Built-in temperature, humidity and $CO_2$ sensors
› Internal electrical wiring for all components

## Energy efficient while focusing on maximum comfort

› Set points can be specified for supply, return or room temperature
› Control of all AHU components such as mixing dampers, heat recovery wheels, water valves, pressure switches for filters and fans, fan motors and inverters



## Plug and play design

› Low voltage fast connectors in between AHU sections

## Easy start-up and commissioning

› Pre-programmed and factory-tested controls ensuring all wiring is installed correctly
› Reduced energy and operating costs


SMART CONTROLS




ENERGY EFFICIENT FAN





COMMERCIAL AND
INDUSTRIAL APPLICATIONS




COMFORTABLE
INDOOR CLIMATE



# Overview D-AHU range

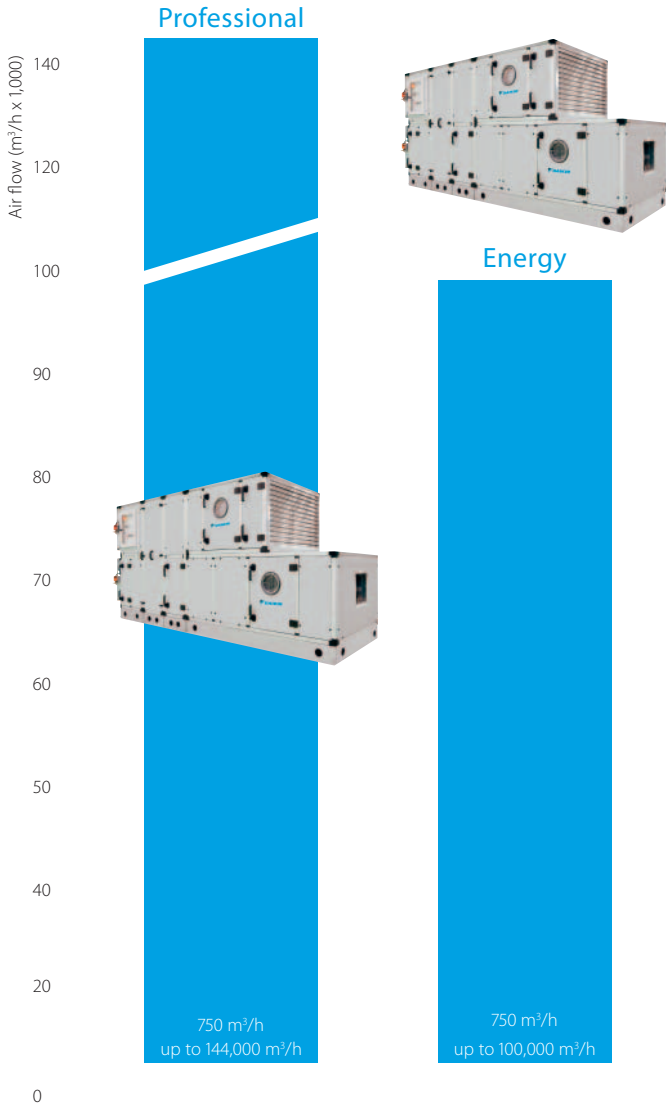


## Professional
› Pre-configured sizes
› Tailored to the individual customer
› Modular construction

## Energy
› High-end solution for optimised energy consumption
› High efficiency components
› Strong Return on Investment

## Easy
› Space-optimized unit
› Pre-configured sizes

## NEW Compact
› Pre-configured sizes
› Plug & Play concept
› EC Fan Technology
› High Efficiency Heat Wheel
› Compact Design

# Software

ASTRA Pro

ASTRA is the powerful software that Daikin has developed to offer a **quick** and **comprehensive service** for the customer in order to make the technical choice and the **economic valorization** of each air handling unit. It is a complete tool that can configure any type of product and respond exactly to the strictest design needs. The result is a comprehensive **economic** offer including all the technical data and drawings, the psychrometric diagram with the relative air treatment and the fans' performance curves. However, Daikin didn't stop there, they went further.

MECCANO is the other powerful software developed and designed to quickly **convert the offer in the executive order**. Technical drawings to be sent and approved by the client, executive drawings for the production, bill of material, code generation for each component used are just a few of the many functions of the instrument.

The ASTRA-MECCANO integration has therefore made possible the complete automated management of the process by **reducing the time of the offer** and of the delivery and improving the service to our customers.

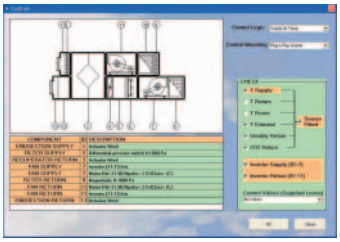



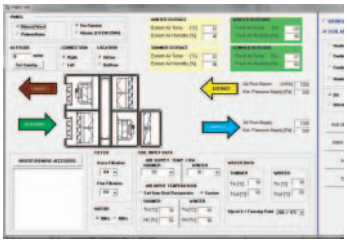

NEW

ASTRA Xpress

› Quick AHU selection that will save you precious time, drastically reducing selection time through the new software interface.
› Very competitive solution available within the Wizard thanks to pre-uploaded parameters.
› High selection quality, thanks to the huge number of the pre-engineered units embedded within the software.

4 steps to configure an air handler in just 2 minutes

1. Select a configuration
2. Select coils
3. Select other components
4. Design conditions ----> Print report

# Eurovent certification

Daikin is participating in the Eurovent Certification Programme for Air Handling Units. They are certified under the number 11.05.003 and presented on www.eurovent-certification.com

| Daikin air handling units | Result sp65 | Eurovent Classification according to EN1886 | | | | | |
|---|---|---|---|---|---|---|---|
| | | Casing mechanical strength | | | | | |
| Casing mechanical strength | D1 | Casing Class | D1 | D2 | D3 | | |
| | | Maximum relative deflection mm x $m^{-1}$ | 4.00 | 10.00 | EXCEEDING10 | | |
| | | Casing air leakage Negative pressure -400 Pa | | | | | |
| Casing air leakage Negative pressure -400 Pa | L1 | Leakage Class | L1 | L2 | L3 | | |
| | | Maximum leakage rate ($f_{400}$) l x $s^{-1}$ x $m^{-2}$ | 0.15 | 0.44 | 1.32 | | |
| | | Casing air leakage Positive pressure +700 Pa | | | | | |
| Casing air leakage Positive pressure +700 Pa | L1 | Leakage Class | L1 | L2 | L3 | | |
| | | Maximum leakage rate ($f_{700}$) l x $s^{-1}$ x $m^{-2}$ | 0.22 | 0.63 | 1.90 | | |
| | | Filter bypass leakage | | | | | |
| Filter bypass leakage | F9 | Filter Class | F9 | F8 | F7 | F6 | G1 TO F5 |
| | | Maximum filter bypass leakage rate k in % of the volume flow rate | 0.50 | 1 | 2 | 4 | 6 |
| | | Thermal transmittance | | | | | |
| Thermal transmittance | T2 | Class | T1 | T2 | T3 | T4 | T5 |
| | | Thermal transmittance (U) W/$m^2$ x K | U <= 0.5 | 0.5 < U <= 1 | 1 < U <= 1.4 | 1.4 < U <= 2 | No requirements |
| | | Thermal Bridging of the casing | | | | | |
| Thermal bridging of the casing | TB2 | Class | TB1 | TB2 | TB3 | TB4 | TB5 |
| | | Thermal bridging facto (kb) W x $m^{-2}$ x K-1 | 0.75 < $K_b$ <= 1 | 0.6 < $K_b$ <= 0.75 | 0.45 < $K_b$ <= 0.6 | 0.3 < $K_b$ <= 0.45 | No requirements |

# The working principle at a glance

Typical configurations for Daikin air handling units provide a versatile range of functions.
Our system offers numerous options for customisation through an extensive range of variations and added functionality.

## Supply side

1. Damper section including ventilation grilles, factory-mounted actuators
2. Bag filter with factory-mounted differential pressure manometer and hinged door
3. Heat recovery system (plate heat exchanger or rotation heat exchanger)
4. Mixing box with damper and factory-mounted actuators
5. R-410A with heat recovery system with galvanised condensate tray and drip protection
6. Supply air fan (with hinged door, opening, drive monitoring, mounted and cabled lighting and ON/OFF switch)




**Fans**
- Forward curved fan
- Backward curved fan
- Backward airfoil blades fan
- Plug fan
- EC plug fan

**Exchangers**
- Water coils
- Steam coils
- Direct expansion coil
- Superheated water coils
- Electric coils

**Humidifiers**
- Evaporative humidifier without pump (loss water)
- Evaporative humidifier with re-circulating pump
- Air washer without pump (loss water)
- Air washer with re-circulating pump
- Steam humidifier with direct steam production
- Steam humidifier with local distributor
- Atomized water spray humidifier

## Control system on plug and play solution basis

› Air temperature control
› Chilled water and DX cooling system control
› Free cooling
› $CO_2$ automatic control

## Unique section to section thermal break profile

› Thermal bridge free for the entire AHU
› Smooth interior surface with improved IAQ (Indoor Air Quality)

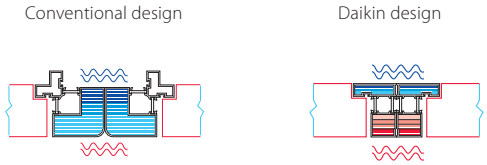





### Return side

7 Bag filter with factory-mounted differential pressure manometer and hinged door.

8 Exhaust air fan (with hinged door, opening, drive monitoring, mounted and cabled lighting and ON/OFF switch)

9 Mixing box with damper and factory-mounted actuators

10 Heat recovery system (plate heat exchanger or rotation exchanger)

11 Damper section including ventilation grilles, factory-mounted actuators

**Heat recovery systems**
› Heat wheel, sensible or sorption
› Plate heat exchanger (optional bypass)
› Run-around coils

**Other section**
› Attenuator section
› Mixing box section with actuators or manual controlled dampers
› Empty section

**Filters**
› Synthetic pleated filter
› Flat filter aluminium mesh
› Rigid bag filter
› Soft bag filter
› High efficiency filter
› Carbon absorption filter
› Carbon deodorizing filter

**Accessories**
› Control features
› Frost protection
› Manometers
› Drive guard
› Roof
› …

# Compact

## High-end solution with heat recovery

### Energy efficiency and indoor air quality

- Predifined sizes
- Plug & Play design: prewired and factory-tested
- EC fan technology
- IE4 premium efficiency motor
- High efficiency heat wheel (heat recovery)
- Compact design
- Advanced control features
- Easy installation
- User friendly selection
- Eurovent certified
- Indoor air quality compliant with VDI 6022 hygiene guideline







- Control logic : Supply, Ambient and Return Temperature
- Operating limits from -25 °C, -40 °C with electric heaters, up to +46 °C ambient temperature
- DX or chilled water cooling coil
- VRV IV and ERQ coupling capability
- Silencers
- Humidifier module
- Indoor and outdoor versions
- Air flow or pressure control (Variable Air Volume - Constant Air Volume)
- Free cooling capability
- Economy and Night operation
- Time Scheduler
- IAQ through $CO_2$ sensor
- Monitoring and control through Daikin ITM
- Monitoring of the energy consumption



### EC Fan

- Air flow control via measuring at the inlet nozzle (VAV - CAV)
- Easy commissioning
- Nominal air flow programmed at factory
- Silent operation

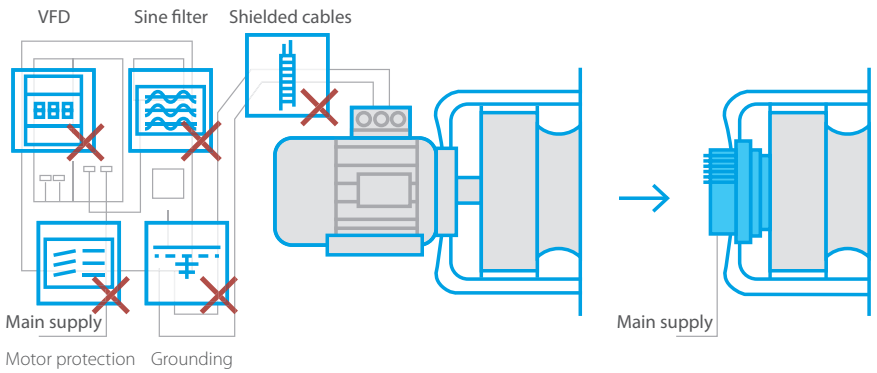


## Installation – simple and safe

no need for cost-intensive adjustments before commissioning or for grounding and shielding measures. Plug-and-Play is that simple in ventilation and air-conditioning technology.

| | D-AHU | 1 | 2 | 3 | 4 | 5 | 6 | 7 | 8 | 9 | 10 |
|---|---|---|---|---|---|---|---|---|---|---|---|
| Airflow rate | m³/h | 1,200 | 1,700 | 2,700 | 4,100 | 5,500 | 6,100 | 7,000 | 9,100 | 11,500 | 15,000 |
| Temp efficiency winter | % | 81.3 | 81.1 | 81.4 | 81.6 | 82.6 | 81.2 | 82.7 | 81.4 | 81.5 | 83.2 |
| ESP nominal | Pa | 200 | 200 | 200 | 200 | 200 | 200 | 200 | 200 | 200 | 200 |
| Power input | kW | 0.311 | 0.447 | 0.748 | 0.992 | 1.29 | 1.48 | 1.65 | 1.88 | 1.37 | 1.76 |
| Height | mm | 1,320 | 1,320 | 1,540 | 1,740 | 1,740 | 1,920 | 1,920 | 2,180 | 2,460 | 2,570 |
| Width | mm | 1,700 | 1,700 | 1,800 | 1,980 | 2,080 | 2,280 | 2,400 | 2,450 | 2,280 | 2,400 |
| Depth | mm | 720 | 820 | 990 | 1,200 | 1,400 | 1,400 | 1,600 | 1,940 | 1,940 | 2,300 |
| Weight | kg | 325 | 350 | 475 | 575 | 750 | 790 | 950 | 1,330 | 1,410 | 1,750 |
| SFPv | kW/m³/s | 1,866 | 1,893 | 1,995 | 1,742 | 1,689 | 1,747 | 1,697 | 1,487 | 1,715 | 1,689 |
| Power supply | Hz/V | 1~ / 50 / 230 | | | 3N~ / 50 / 400 | | | | | | |

Above data refers to standard air performance sizes

## Air performance STD (standard performance)

(Pa) Max. available ESP (supply)

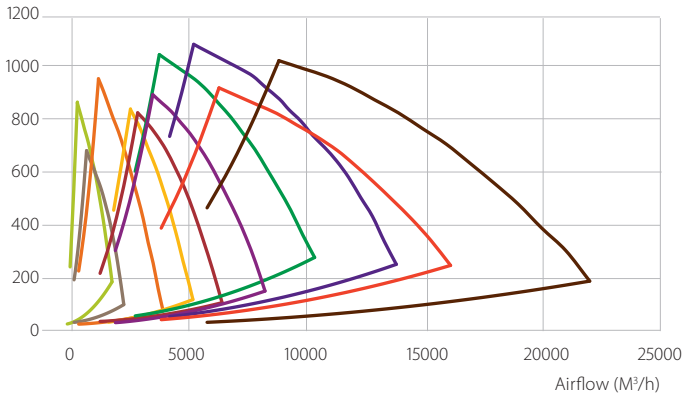


Size 1
Size 2
Size 3
Size 4
Size 5
Size 6
Size 7
Size 8
Size 9
Size 10

## Air performance HP (high performance)

(Pa) Max. available ESP (supply)

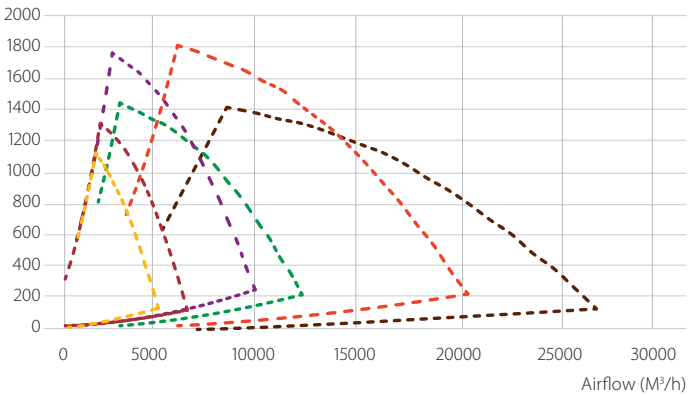


Size 4
Size 5
Size 6
Size 7
Size 9
Size 10

# Professional
## The most flexible solution

## Pre-defined family of sizes

Twenty-seven (27) fixed sizes optimized for the most cost effective selection and manufacturing standardization.

### Infinitely variable sizing

› Dimensions (width and height) can vary with a 1cm small increment to match individual customer needs and to reach an increased efficiency of the heat wheel.
› Air flow from 500 $m^3/h$ up to 140,000 $m^3/h$
› All the sizes are modular manufactured to facilitate the transport and the assembly on site.



### Pre-defined sizes - Overall dimensions

| Size | Air Flow ($m^3/h$) | Height - mm | Width - mm |
|---|---|---|---|
| 1 | 1,105 | 550 | 850 |
| 2 | 1,550 | 600 | 900 |
| 3 | 1,980 | 650 | 950 |
| 4 | 2,600 | 780 | 1,100 |
| 5 | 3,170 | 780 | 1,150 |
| 6 | 3,550 | 800 | 1,150 |
| 7 | 4,000 | 800 | 1,250 |
| 8 | 4,800 | 850 | 1,300 |
| 9 | 5,560 | 900 | 1,350 |
| 10 | 6,600 | 900 | 1,550 |
| 11 | 7,950 | 1,100 | 1,550 |
| 12 | 9,320 | 1,100 | 1,650 |
| 13 | 10,050 | 1,150 | 1,650 |

| Size | Air Flow ($m^3/h$) | Height - mm | Width - mm |
|---|---|---|---|
| 14 | 13,200 | 1,400 | 1,850 |
| 15 | 19,200 | 1,500 | 2,100 |
| 16 | 25,300 | 1,580 | 2,650 |
| 17 | 31,500 | 1,750 | 2,750 |
| 18 | 37,000 | 1,800 | 3,240 |
| 19 | 43,400 | 2,100 | 3,090 |
| 20 | 51,300 | 2,250 | 3,340 |
| 21 | 58,000 | 2,250 | 3,820 |
| 22 | 67,500 | 2,400 | 4,040 |
| 23 | 78,000 | 2,450 | 4,490 |
| 24 | 84,700 | 2,700 | 4,490 |
| 25 | 98,000 | 2,850 | 4,890 |
| 26 | 111,000 | 2,850 | 5,490 |
| 27 | 124,000 | 3,000 | 5,990 |

### Infinitely variable sizes

Flexible sizing for AHU optimization
› 1 cm increment for width & height dimensions
› No additional cost for customized unit size
› No additional lead time

### Example

| Air Flow ($m^3/h$) | Unit Size | Height - mm | Width - mm | Face Velocity m/s |
|---|---|---|---|---|
| 15.000 | STD 15 | 1,500 | 2,100 | 1,95 |
| | 1,500x1,750 | 1,500 | 1,750 | 2,46 |

## Plug and play: More control, more flexibility

The new plug and play control system gives end-users a higher degree of control than ever before, allowing the user to determine a wide range of settings, resulting in excellent operational flexibility.
The factory-fitted electrical control panel, complete with Direct Digital Control (DDC) controller, is combined with in-built temperature, humidity and $CO_2$ sensors to control mixing dampers, heat recovery wheels, water valves, pressure switches for filters and fans, fan motors and inverters.
All these components are wired internally and individual AHU modules are linked by fast connectors.
The AHU control system can manage the chilled water coil, hot water coil, DX cooling and/or heating coil(s) (in conjunction with ERQ/VRV) of single or multiple refrigerant circuits (up to a maximum of four circuits per DX coil).

# Easy

## Quick solution for climate control

The range covers an area of air flow rates from 500 m³/h up to 30,000 m³/h*, with the possibility to choose the more appropriate face velocity, depending on the treatment required.




## Pre-defined sizes

Fifteen fixed sizes optimized to reach the best compromise between competitiveness and manufacturing standardization.

### Variable Dimensioning

Designed to overcome installation constraints where space requirements of the section "height x width" must be adapted to the available space. The system gives the possibility to tailor the unit sizes through increments of 1 cm average.

### Pre-defined sizes - Overall dimensions

| Size | Air Flow (m³/h) Speed 2.5 m/s | Height - mm | Width - mm |
|---|---|---|---|
| Std 1 | 1,105 | 550 | 850 |
| Std 2 | 1,550 | 600 | 900 |
| Std 3 | 1,980 | 650 | 950 |
| Std 4 | 2,600 | 780 | 1,100 |
| Std 5 | 3,170 | 780 | 1,150 |
| Std 6 | 3,550 | 800 | 1,150 |
| Std 7 | 4,000 | 800 | 1,250 |
| Std 8 | 4,800 | 850 | 1,300 |
| Std 9 | 5,560 | 900 | 1,350 |
| Std 10 | 6,600 | 900 | 1,550 |
| Std 11 | 7,950 | 1,100 | 1,550 |
| Std 12 | 9,320 | 1,100 | 1,650 |
| Std 13 | 10,050 | 1,150 | 1,650 |
| Std 14 | 13,200 | 1,400 | 1,850 |
| Std 15 | 19,200 | 1,500 | 2,100 |

### Example

| Air Flow (m³/h) | Unit Size | Height - mm | Width - mm | Face Velocity m/s |
|---|---|---|---|---|
| 15,000 | STD 15 | 1,500 | 2,100 | 1.95 |
| | 1.500x1.700 | 1,500 | 1,700 | 2.48 |

### Infinitely variable sizes

**Flexible sizing for AHU optimization**

- 1 cm increment for width & height dimensions
- No additional cost for non-standard unit size
- No additional lead time

*Air Flow limits of 500 m³/h and 30,000 m³/h are calculated using non standard sizes (max dimensions 2,150x2,150) and considering 2.5 m/s coil face velocity

D-AHU Easy 1-8

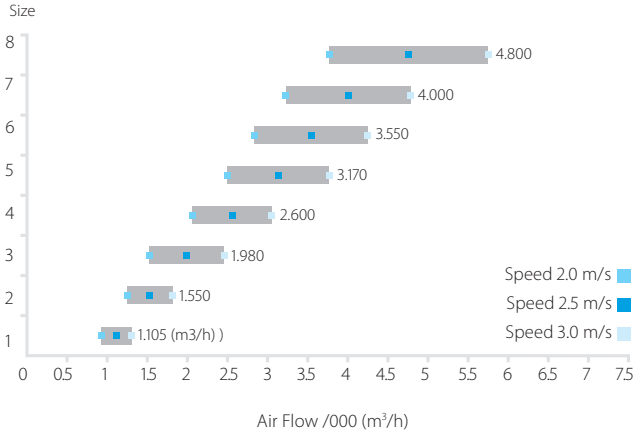


D-AHU Easy 9-15

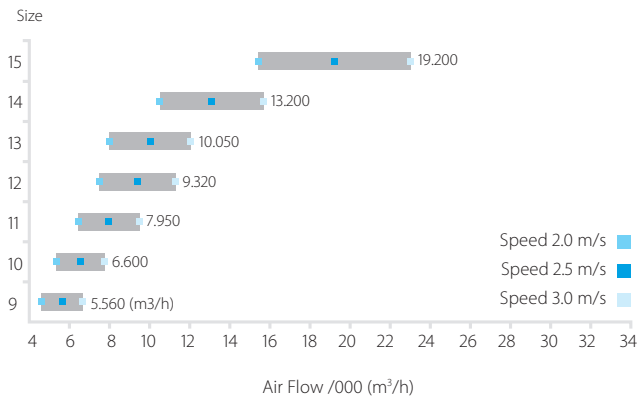

# Energy

## High-end solution for the highest energy efficiencies

### High efficiency heat recovery

The D-AHU Energy series is equipped with high efficiency heat recovery system with rates up to 90%. Various models are available with a heat recovery system equipped with a condensation wheel, an enthalpy wheel or a sorption wheel.







### Premium efficiency motor

Premium efficiency motors in line with EU regulation (EC) no. 640/2009 are available for the Energy series in order to further reduce electrical power consumption.



### High efficiency fan

Fans with double-width, double-inlet and backward curved airfoil blades are available with efficiencies of up to 85% as well as reinforced bearings for longer lifespan.



### Plug and play controls

Daikin has developed a control system to efficiently manage all components selected either independently or through an external supervision system. The control package includes the control panel, advanced microprocessor and in-built sensors for temperature, humidity and air quality.

# Return on investment

An air handling unit is critical to an effective climate control system and, although the initial investment can appear high,
the savings generated by our advanced designs and operating efficiencies guarantee a rapid return on the investment made. Our D-AHU Energy series has been designed to deliver exceptional performance thus driving down the energy consumed and so lowering energy bills. Taken over the expected 15-year life-span of the equipment, this will result in an enormous saving, especially in a time of ever increasing energy prices.

## AHU Life Cycle Cost (LCC)

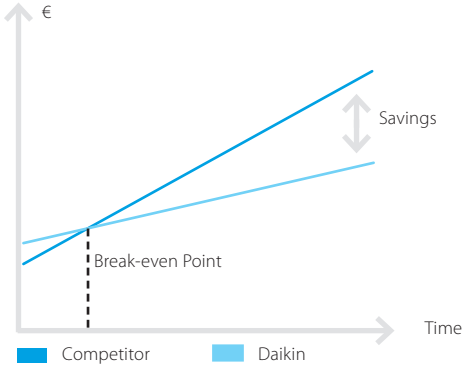


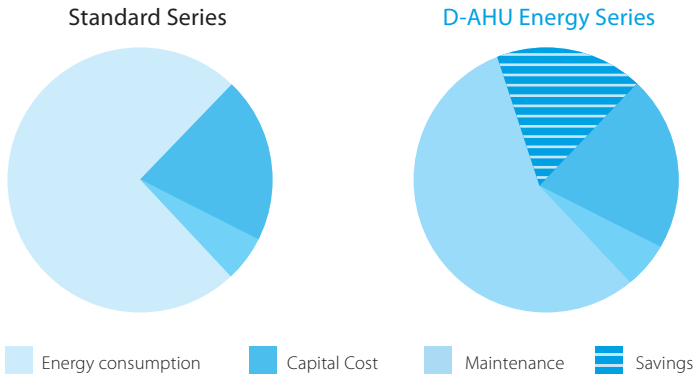


Specific Fan Power (SFP) is a measure used in the evaluation of the energy consumed by an air handling unit. As defined in EN 13053 and EN 13779, the lower the SFP, the lower the power consumption of the entire air handling unit. The D-AHU Energy has been designed to deliver the lowest possible SFP by using the most efficient components designed to provide the perfect solution series to your needs. It is an optimized answer to the European directive on the energy performance of buildings (EPBD) that seeks to reduce the impact on global warming.



# Daikin Fresh Air package

## High Efficiency

Daikin heat pumps are renowned for their high energy efficiency. The VRV range offers both heat pump and heat recovery units with part load efficiencies as high as 9.02. Integrating the AHU with a heat recovery system is highly effective since an office system can frequently be in cooling mode while the outdoor air is too cold to be brought inside in an unconditioned state. In this case heat from the offices is merely transferred to heat up the cold incoming fresh air. In the absence of an AHU this 'free heating' of incoming fresh air would not be possible.

## High Comfort Levels

Daikin ERQ and VRV units respond rapidly to fluctuations in supply air temperature, resulting in a steady indoor temperature and resultant high comfort levels for the end user.
The ultimate is the VRV range which improves comfort even more by offering continuous heating, also during defrost.

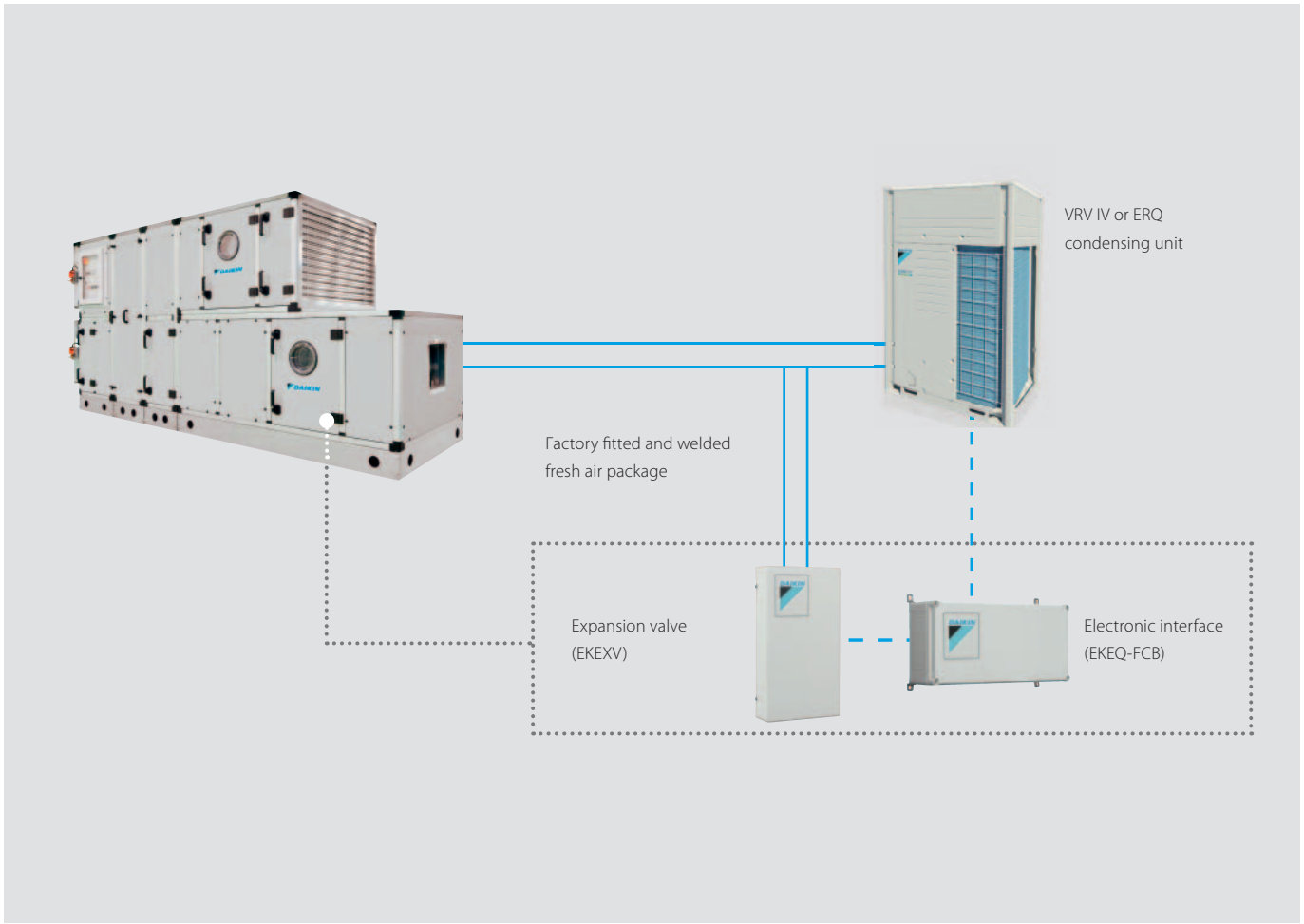


FERAG



Daikin offers a wide range of condensing units for cooling and freezing applications. Daikin refrigeration units combine efficiency and reliability with easy installation and maintenance.

# Refrigeration


Why choose Daikin refrigeration? 396

ZEAS condensing units
LREQ-BY1 402

Conveni-Pack
LRYEQ-AY1 404

Booster unit
LCBKQ-AV1 409

Commercial condensing units
JEHCCU-M/L & JEHSCU-M 410

Large variable capacity condensing unit
ICU 413


For more information on Options & Accessories, please refer to page 466 of this catalogue.



# Refrigeration

ICEBAR - London

## Why choose Daikin refrigeration?

- High **efficient** solutions to match your refrigeration needs
- **For commercial and industrial** applications
- Innovative and **reliable** technology – proven and **tested** for VRV (ZEAS and Conveni-Pack)
- Compliant with **new F-Gas regulation** (R-410A)
- Across Europe, thousands of Daikin refrigeration systems running on R-410A, such as its ZEAS and Conveni-Pack ranges, are used in a wide range of applications, from food retail to industry.
- Urban proof solutions in terms of **compact dimensions** and low sound levels

## Marketing tools

Visit the website: http://www.daikineurope.com/refrigeration
Download the software:
Extranet > Software Downloads > Refrigeration Xpress

## Benefits for the installer

› Plug and play solutions
› Factory-tested
› Compact design for restricted installation space

## Benefits for the consultant

› Daikin ZEAS identified as best available technology according to Eco-design
› Easy and intuitive selection of outdoor condensing units with Refrigeration Xpress
› Wide range to match most refrigeration needs

## Benefits for the end user

› High efficient solutions with innovative technology for lower running costs
› Heat recovery technology on Conveni-Pack
› Proven reliability and high performance
› Ideal for urban applications

# F-Gas compliant

**Daikin refrigeration units are ready to meet the targets of the new F-Gas regulation.**




01/01/2020
**Ban onHFCs with GWPs of 2500 or more**
Applies to stationary refrigeration equipment or it's associated remote plant. Equipment operating below -50 deg C is exempt

01/01/2022
**Ban on HFCs with GWP of 150 and over**
Applies to multipack centralized refrigeration systems for commercial use with a rated capacity of 40kW or more - except where used in the primary refrigerant circuit of cascade systems, where **HFCs with a GWP of less than 1500 may be used**

01/01/2020
**Service ban on HFCs with GWPs of 2500 or more**
Applies to refrigeration equipment with a charge size of 40 tonnes $CO_2$ eq or above.

01/01/2030
**Service ban on reclaimed HFCs with GWPs of 2500 or more**
Used for the maintenance or servicing of existing refrigeration equipment with a charge size of 40 tonnes of $CO_2$ eq or more – provided they are labelled appropriately.

01/01/2030
**Service ban on recycled HFCs with GWPs of 2500 or more**
Service ban on use in the maintenance or servicing of existing refrigeration equipment with a charge size of 40 tonnes of $CO_2$ eq or more - provided they have been recovered from the equipment. Can only be used by the firm that recovered it or by the firm whose installation it was recovered from.

* Regulation n° 517/2014 on fluorinated greenhouse gases of 16 April 2014

# Your References

**Project BÄKO WEST eG - Bochum (Germany)**
Ingo Burmeister of BÄKO West explains: "We wanted a future-proof, energy efficient and proven technology with high reliability. At the same time, we sought to minimise on-going maintenance and repair costs along with lowering our energy bills."



Six Daikin ZEAS units provide a cooling capacity of 74 kW to the frozen foods area, while a further six providing a cooling capacity of 171 kW to the chilled foods zone.



A key challenge was to remodel an existing standard cooling area into a freezer room. This was possible after four weeks of drying.



ZEAS (LREQ-BY1)



ZIGGO DOME, EVENT HALL

ZEAS FOR COOLING (6) AND FREEZING (2)



CHILLED WITH ZEAS



BÄKO WEST EG, BAKERY CO-OPERATIVE
ZEAS FOR COOLING (6) AND FREEZING (6)



E. LECLERC, HYPERMARKET
ZEAS




EDEKA, SUPERMARKET
CONVENI-PACK (2) AND ZEAS (1)




# KEEP COOL, SAVE MONEY

Daikin refrigeration products are designed to reduce environmental impact. That's why Daikin ZEAS and Conveni-Pack already comply with the new F-gas regulation that enters into force on 1 January 2015. Daikin systems also set industry standards when it comes to energy efficiency. Which enables you to save money while you help save the planet.
**Learn more at www.daikineurope.com/refrigeration**

DAIKIN

# Products overview

| Model | Product name | Capacity (kW) |
|---|---|---|
| Inverter condensing unit for commercial refrigeration | ZEAS<br>LREQ-BY1 |  |
| | Multi ZEAS<br>LREQ-BY1 |  |
| Integrated solution for chilling, freezing and comfort cooling and heating | Conveni-Pack<br>LRYEQ-AY1 |  |
| Booster unit to allow both ZEAS and Conveni-Pack freezing applications | Booster unit<br>LCBKQ-AV1 |  |
| Commercial condensing units with reciprocating technology | CCU<br>JEHCCU-M1/M3/L1/L3<br>JEHCCU-CM1/CM3 |  |
| Commercial condensing units with scroll technology | SCU<br>JEHSCU-M1/M3/L3<br>JEHSCU-CM1/CM3 |  |
| Inverter condensing unit for industrial refrigeration | ICU<br>ICUHS-HA |  |

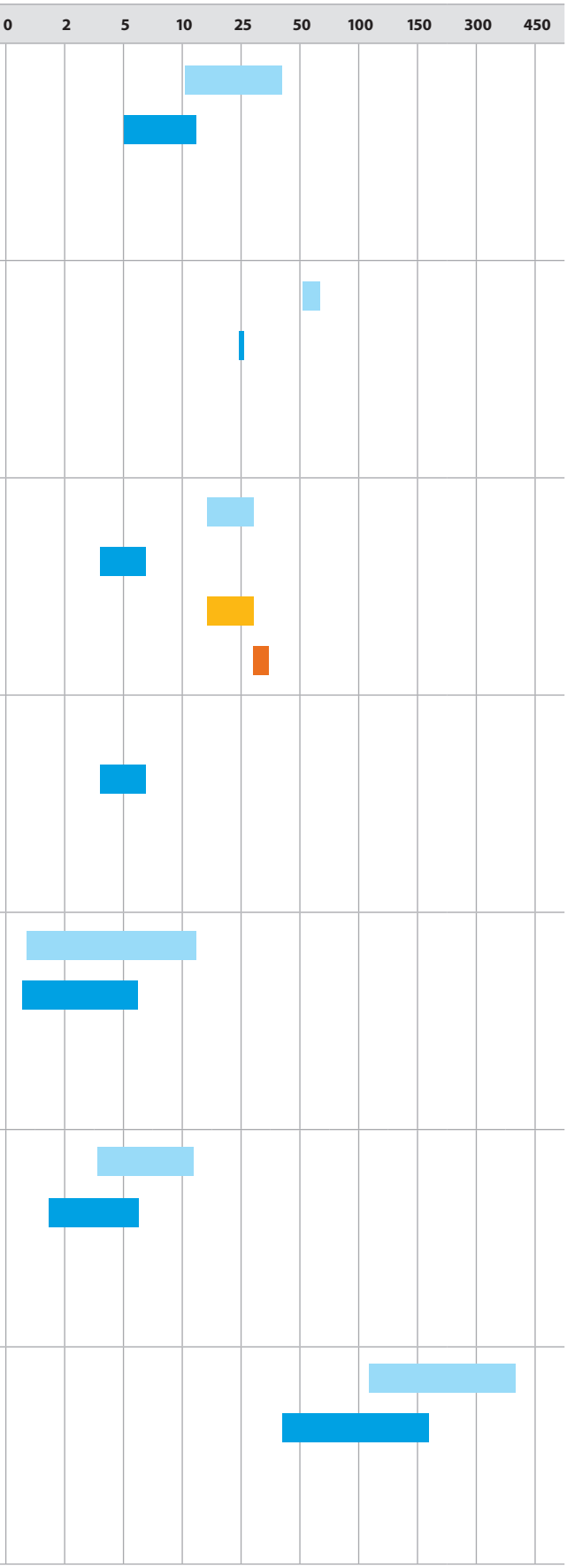



# ZEAS condensing unit for refrigeration

## Why choose ZEAS?

- Best available technology according to Eco-design
- R-410A refrigerant: already compliant with new F-Gas Regulation
- Small footprint
- Low sound level

### High energy efficiency

› Daikin inverter scroll compressor with economizer technology
› DC inverter fan technology (Ecodesign compliant)
› Efficient floating evaporator pressure control
› High efficient oil recovery system

### Fully packaged unit for excellent reliability and performance

› Error-proof component selection
› In-built controls
› Factory leak-tested and pre-charged

### Small foot print and low weight

› Very compact design
› Easy to install, even in small spaces

### Low sound level

› Low noise compressors
› High grade sound insulation on both panels and compressors
› Specially designed fan blades to limit sound emissions
› 3 additional low noise mode
› Night operation mode

## Marketing tools

Visit the minisite on www.daikineurope.com
Download the selection software from the Extranet > Software Downloads > Refrigeration Xpress

## Benefits for the installer

› Reduced delivery time thanks to European manufacturing plant
› Reduced piping requirements and installation time
› Compact design, with reduced foot print
› Integrated electrical & control box
› Unit already pre-charged with refrigerant

## Benefits for the consultant

› One model can cover for most refrigeration needs in the market
› Wide capacity range (12.5 till 71.0*kW)
› High modularity of the refrigeration system
› Suitable to indoor installations through the use of high ESP fans

*Preliminary for 2xLREQ20BY1R

## Benefits for the end user

› Reduced costs and low environmental impact
› Small footprint and low weight requiring only light weight supporting structures
› A neighbourhood-friendly choice with its special night operation mode

# ZEAS condensing unit for commercial refrigeration with scroll technology



LREQ8-12BY1

## Refrigeration solution for medium to large capacity applications featuring proven VRV technology

- Perfect solution for all cooling and freezing applications with variable load conditions and high energy efficiency requirements. In particular used in supermarkets, cold storage, blast coolers and freezers etc.
- DC inverter scroll compressor with economiser function results in high energy efficiency and reliable performance
- Reduced CO2 emissions thanks to the use of R-410A refrigerant
- Factory tested and pre-programmed for quick and easy installation and commissioning
- Increased installation flexibility thanks to limited dimensions
- Low sound level including „night mode" operation
- For small freezing capacity, single ZEAS units can be connected to a booster unit
- Multi combination of 2 x 15 HP or 2 x 20 HP resulting in less pipework and installation time

| Medium and Low Temperature Refrigeration | | | | | LREQ-BY1 | 5 | 6 | 8 | 10 | 12 | 15 | 20 | 30 | 40 |
|---|---|---|---|---|---|---|---|---|---|---|---|---|---|---|
| System | Outdoor unit module 1 | | | | | - | | | | | | | LREQ15BY1R | LREQ20BY1R |
| | Outdoor unit module 2 | | | | | - | | | | | | | LREQ15BY1R | LREQ20BY1R |
| Refrigerating capacity | Medium temperature | Nom. | | | kW | 12.5 | 15.2 | 19.8 | 23.8 | 26.5 | 33.9 | 37.9 | 67.8 | 75.8 |
| | Low temperature | Nom. | | | kW | 5.51 | 6.51 | 8.33 | 10.0 | 10.7 | 13.9 | 15.4 | 27.8 | 29.6 |
| Power input | Medium temperature | Nom. | | | kW | 5.10 | 6.56 | 8.76 | 10.6 | 12.0 | 15.2 | 17.0 | 30.4 | 34.0 |
| | Low temperature | Nom. | | | kW | 4.65 | 5.88 | 7.72 | 9.27 | 9.89 | 12.8 | 14.1 | 25.6 | 27.6 |
| Dimensions | Unit | Height | | | mm | 1,680 | | | | | | | - | |
| | | Width | | | mm | 635 | | 930 | | | 1,240 | | - | |
| | | Depth | | | mm | 765 | | | | | | | - | |
| Weight | Unit | | | | kg | 166 | | 242 | | | 331 | 337 | - | |
| Heat exchanger | Type | | | | | Cross fin coil | | | | | | | - | |
| Compressor | Type | | | | | Hermetically sealed scroll compressor | | | | | | | - | |
| | Piston displacement | | | | $m^3/h$ | 11.18 | 13.85 | 19.68 | 23.36 | 25.27 | 32.24 | 35.8 | - | |
| | Speed | | | | rpm | 5,280 | 6,540 | 4,320 | 6,060 | 6,960 | 5,280 | 6,960 | - | |
| | Output | | | | W | 2,600 | 3,200 | 2,100 | 3,000 | 3,400 | 2,600 | 3,400 | - | |
| | Starting method | | | | | Direct on line (inverter driven) | | | | | | | - | |
| Compressor 2 | Speed | | | | rpm | - | | 2,900 | | | | | - | |
| | Output | | | | W | - | | 3,600 | | | | | - | |
| Compressor 3 | Speed | | | | rpm | - | | | | | 2,900 | | - | |
| | Output | | | | W | - | | | | | 3,600 | | - | |
| Fan | Type | | | | | Propeller fan | | | | | | | - | |
| | Quantity | | | | | 1 | | | | | 2 | | - | |
| | Air flow rate | Cooling | Nom. | | $m^3/min$ | 95 | 102 | 171 | 179 | 191 | 230 | 240 | - | |
| Fan motor | Output | | | | W | 350 | | 750 | | | 350 | 750 | - | |
| | Drive | | | | | Direct drive | | | | | | | - | |
| Fan motor 2 | Output | | | | W | - | | | | | 350 | 750 | - | |
| Sound pressure level | Nom. | | | | dBA | 55.0 | 56.0 | 57.0 | 59.0 | 61.0 | 62.0 | 63.0 | 65.0 | 66.0 |
| Operation range | Evaporator | Cooling | Min.~Max. | | °CDB | -45~10 | | | | | | | -~- | |
| | Ambient temperature | Min.~Max. | | | °C | -20~43 | | | | | | | -~- | |
| Refrigerant | Type / GWP | | | | | R-410A / 2,087.5 | | | | | | | - | |
| | Charge | | | | kg | 5.2 | | 7.9 | | | 11.5 | | - | |
| | Charge | | | | $TCO_2Eq$ | 10.9 | | 16.5 | | | 24.0 | | - | |
| | Control | | | | | Electronic expansion valve | | | | | | | - | |
| Refrigerant oil | Type | | | | | Daphne FVC68D | | | | | | | - | |
| | Charged volume | | | | l | 1.7 §§ 2.5 | | 1.7 §§ 2.1 §§ 3.0 | | | 1.7 §§ 2.1 §§ 4.0 | | - | |
| Piping connections | Liquid | 50m or less | | | | ø 9.5 C1220T (Brazing connection) | | | | ø 12.7 C1220T (Brazing connection) | | | ø 19.05 C1220T (Brazing connection) | |
| | | 50~130m | | | | ø 9.5 C1220T (Brazing connection) | | ø 12.7 C1220T (Brazing connection) | | | | | ø 19.05 C1220T (Brazing connection) | |
| | Gas | 50m or less | | | | ø 22.2 C1220T (Brazing connection) | | ø 28.6 C1220T (Brazing connection) | | | ø 34.9 C1220T (Brazing connection) | | ø 41.28 C1220T (Brazing connection) | |
| | | 50~130m | | | | ø 22.2 C1220T (Brazing connection) | | ø 28.6 C1220T (Brazing connection) | | | ø 34.9 C1220T (Brazing connection) | | ø 41.28 C1220T (Brazing connection) | |
| Power supply | Phase/Frequency/Voltage | | | | Hz/V | 3~/50/380-415 | | | | | | | /-/- | |
| Current | Running current (RLA) | Nom. | | | A | 7.1/-/- | 9.2/-/- | 5.3/7.5/- | 7.4/7.9/- | 9.8/8.3/- | 7.0/8.2/8.2 | 9.5/8.4/8.4 | -/-/- | |
| Current | Starting current (MSC) | | | | A | - | | 74 | 75 | | 84 | | 109 | 115 |



# Conveni-Pack, integrated solutions for freezing, chilling, space heating and cooling

## Why choose Conveni-Pack?

Conveni-Pack is designed for supermarkets and smaller retail outlets, to help lower energy consumption and reduce $CO_2$ emissions. It is the first mass-produced, whole-building system to combine normal and low temperature refrigeration with air conditioning, heating and ventilation in one circuit.
At the coldest times of the year, all the waste heat from food refrigeration is recovered and re-used for space heating, resulting in energy savings of up to 40%. The heat recovery function of Conveni-Pack together with its optimised controls and inverter compressor technology, ensures savings of up to 60% on energy costs during one year alone.

### Energy efficient heat recovery

› Conveni-Pack recovers up to 100% of the heat extracted from supermarket refrigeration cases and re-uses it to heat the retail space at no additional cost.

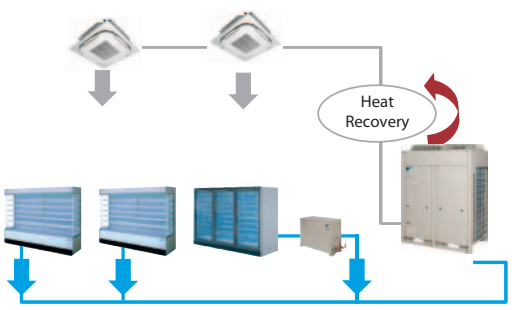


## Benefits for the installer

› VRV technology ensuring optimised installation and maintenance
› Reduced piping requirements and installation time

## Benefits for the consultant

› Flexible configurations: multiple outdoor units can be positioned to make the best use of the space available
› Outdoor units can be positioned up to 35m above or 10m below the indoor units
› The piping length can be up to 130m between the outdoor unit and the furthest refrigeration cabinet or air conditioning indoor unit
› Suitable to indoor installations through the use of high ESP fans

## Benefits for the end user

› Reduced energy consumption by up to 60% through heat recovery, together with its optimised controls and inverter compressor technology
› Maximised retail sales space available as Conveni-Pack has a footprint up to 60% smaller than conventional grocery refrigeration systems
› Quiet operation, thus ideal for densely populated urban areas.

# Marketing tools

Download the selection software from the Extranet > Software Downloads > Refrigeration Xpress



## Compact solution

› Small footprint
› Reduced piping requirements.

## Flexible system for multiple applications

› Connectable to all grocery refrigeration applications and supplied with a wide range of air conditioning indoor units to meet shop requirements.
› Ideal climate solution for small shops and petrol stations.

## Quiet in operation

› Improved acoustics thanks to night operation mode, inverter control and inverter driven fans with optimised blades and grills.

# Internationally awarded

Since the introduction Conveni-Pack was recognized as innovative and environmentally – proof of which are the recent German and Irish award:
› Winner of 2014 Institute of Refrigeration Ireland (IRI) Environmental award
› Case: application of Carel controls to Daikin Conveni-Pack refrigeration at a Tesco store
› Environmental Friendliness category of the Top Retail Product Awards 2014 in Germany.

# References

**Edeka Buschkühle supermarket (Lippstadt, Germany)**
The 2 Conveni-Pack systems supply 32 meters of service counters, 12.5 meter convenience fridges, one cooling storage room for fruit, an air curtain and 5 indoor units; the ZEAS system supplies two deep-freeze cabinets with a total capacity of 5 kW.





## Indoor units for connection to Conveni-Pack

**To respond to all shop requirements for comfort cooling and heating, a wide range of VRV indoor units and Biddle air curtains are available.**

Capacity class (kW)

| Model | Product name | | 50 | 63 | 80 | 100 | 125 | 200 | 250 |
|---|---|---|---|---|---|---|---|---|---|
| Cooling capacity (kW)[1] | | | 5.6 | 7.1 | 9.0 | 11.2 | 14.0 | 22.4 | 28.0 |
| Heating capacity (kW)[2] | | | 6.3 | 8.0 | 10.0 | 12.5 | 16.0 | 25.0 | 31.5 |
| Round flow cassette | FXFQ-A |  | ● | ● | ● | ● | ● | | |
| 2-way blow ceiling mounted cassette | FXCQ-A |  | ● | ● | ● | | ● | | |
| Ceiling mounted corner cassette | FXKQ-MA |  | | ● | | | | | |
| Concealed ceiling unit with inverter driven fan | FXSQ-P |  | ● | ● | ● | ● | ● | | |
| Concealed ceiling unit with inverter driven fan | FXMQ-P7 |  | ● | ● | ● | ● | ● | | |
| Large concealed ceiling unit | FXMQ-MA |  | | | | | | ● | ● |
| Ceiling suspended unit | FXHQ-A |  | | ● | | ● | | | |
| 4-way blow ceiling suspended unit | FXUQ-A |  | | | | ● | | | |
| Floor standing unit | FXLQ-P |  | ● | ● | | | | | |
| Concealed floor standing unit | FXNQ-P |  | ● | ● | | | | | |

Capacity class (kW)

| Model | Product Name | | 80 | 100 | 125 | 140 | 200 | 250 |
|---|---|---|---|---|---|---|---|---|
| Heating capacity (kW)[2] | | | 7.4 - 9.2 | 11.6 - 13.4 | 15.6 | 16.2 - 19.9 | 29.4 | 29.4 - 31.1 |
| Biddle air curtain free hanging | CYVS-DK |  | ● | ● | ● | ● | ● | ● |
| Biddle air curtain cassette | CYVM-DK |  | ● | ● | ● | ● | ● | ● |
| Biddle air curtain recessed | CYVL-DK |  | ● | ● | ● | ● | ● | ● |

[1] Nominal cooling capacities are based on: indoor temperature: 27°CDB / 19°CWB, outdoor temperature: 35°CDB, piping length: 7.5m, level difference: 0m
[2] Nominal heating capacities are based on: indoor temperature: 20°CDB, outdoor temperature: 7°CDB / 6°CWB, piping length: 7.5m, level difference: 0m
[3] Optional

CONVENI-PACK

# Conveni-Pack refrigeration system with heat recovery

## Refrigeration solution for food retailers featuring award winning technology for heat recovery

- Integrates high and low temperature refrigeration and air conditioning (including heating) into one system
- Lower associated $CO_2$ emissions thanks to the heat pump technology
- The modularity of the Conveni-Pack system maximises installation flexibility. Outdoor units can be grouped into blocks or rows, or distributed around the building, to meet individual installation constraints
- The heat extracted from the refrigeration showcases or evaporators can be re-used for comfort heating of the shop at no extra cost
- Low sound level including „night mode" operation



LRYEQ16AY1

INVERTER

| Medium Temperature Refrigeration | | | | LRYEQ-AY1 | 16 |
|---|---|---|---|---|---|
| Cooling capacity | Air conditioning | Nom. | | kW | 14.0 |
| | Refrigeration (1) | Nom. | | kW | 21.8 |
| Heating capacity (2) | Air conditioning | Nom. | | kW | 27.0 |
| | Refrigeration (2) | Nom. | | kW | 21.8 |
| Dimensions | Unit | Height | | mm | 1,680 |
| | | Width | | mm | 1,240 |
| | | Depth | | mm | 765 |
| Weight | Unit | | | kg | 370 |
| Heat exchanger | Type | | | | Cross fin coil |
| Compressor | Type | | | | Hermetically sealed scroll compressor |
| | Piston displacement | | | $m^3/h$ | 13.34 |
| | Speed | | | rpm | 6,300 |
| | Output | | | W | 2,500 |
| | Starting method | | | | Direct on line (inverter driven) |
| | Frequency ON/OFF | | | | Less than 6 times/hour |
| Compressor 2 | Speed | | | rpm | 2,900 |
| | Output | | | W | 3,600 |
| Compressor 3 | Speed | | | rpm | 2,900 |
| | Output | | | W | 4,500 |
| Fan | Type | | | | Propeller fan |
| | Quantity | | | | 2 |
| | Air flow rate | Cooling | Nom. | $m^3/min$ | 230 |
| Fan motor | Output | | | W | 750 |
| | Drive | | | | Direct drive |
| Sound pressure level | Nom. | | | dBA | 62.0 |
| Operation range | Evaporator | Cooling | Min.~Max. | °CDB | -20~10 |
| | Cooling | Ambient | Min.~Max. | °CDB | -5~43 |
| | Heating | Ambient | Min.~Max. | °CDB | -15~21 |
| Refrigerant | Type / GWP | | | | R-410A / 2,087.5 |
| | Charge | | | kg | 11.5 |
| | Charge | | | $TCO_2Eq$ | 24.0 |
| | Control | | | | Electronic expansion valve |
| Refrigerant oil | Type | | | | Daphne FVC68D |
| | Charged volume | | | l | 1.7 / 2.1 / 2.1 / 4.0 |
| Piping connections | Refrigeration | Liquid | 50m or less | | Ø 9.5 C1220T |
| | | | 50~130m | | Ø 12.7 C1220T |
| | | Gas | 50m or less | | Ø 25.4 C1220T |
| | | | 50~130m | | Ø 28.6 C1220T |
| Power supply | Phase/Frequency/Voltage | | | Hz/V | 3~/50/380-415 |

(1) Cooling priority mode: evaporating temp. -10°C; outdoor temp. 32°CDB; suction SH 10°C
(2) Heat recovery 100% mode: indoor temp. 20°CDB; outdoor temp. 7°CDB, 6°CWB; refrigeration load 18kW; piping length: 7.5m; level difference: 0m

# Booster unit

- A booster unit allows to connect freezer showcases or cold rooms to ZEAS and Conveni-Pack outdoor units
- Reduced piping requirements, from 4 to 2 pipes, compared to a conventional system
- Low sound mode available reducing sound emissions significantly without giving in on refrigeration capacity




LCBKQ3AV19

| Low Temperature Refrigeration | | | | | LCBKQ-AV1 |
|---|---|---|---|---|---|
| Cooling capacity | Nom. | | | kW | 3.35 |
| Dimensions | Unit | Height | | mm | 480 |
| | | Width | | mm | 680 |
| | | Depth | | mm | 310 |
| Weight | Unit | | | kg | 47 |
| Compressor | Type | | | | Hermetically sealed swing compressor |
| | Piston displacement | | | $m^3/h$ | 10.16 |
| | Number of revolutions | | | rpm | 6,540 |
| | Output | | | W | 1,300 |
| | Starting method | | | | Direct on line (inverter driven) |
| | Frequency ON/OFF | | | | Less than 6 times/hour |
| Fan | Type | | | | Propeller fan |
| | Air flow rate | Cooling | Nom. | $m^3/min$ | 1.6 |
| Operation range | Evaporator | Cooling | Min.~Max. | °CDB | -45~-20 |
| | Ambient temperature | Min.~Max. | | °C | -15~43 |
| Refrigerant | Type / GWP | | | | R-410A / 2,087.5 |
| | Control | | | | Electronic expansion valve |
| Refrigerant oil | Type | | | | Daphne FVC50K + FVC68D |
| | Charged volume | | | l | 0.85 / 0.5 |
| Piping connections | Piping length | System | Booster unit - IU | | 30m or less |
| Power supply | Phase/Frequency/Voltage | | | Hz/V | 1~/50/220-240 |

(1) Evaporating temp. -35°C; outdoor temp. 32°C; suction SH 10K; saturated temp. to discharge pressure of booster unit -10°C

# Condensing unit for commercial refrigeration with reciprocating technology

## Refrigeration solution for small food retailers

- Designed specifically for small capacity refrigeration applications in small food stores (eg. in bakeries and butchers), cold rooms, bottle coolers and display cabinets
- Compact and lightweight for even the smallest of city centre locations
- All components can be accessed, making maintenance quick and easy
- Ideal for urban applications: sound proofing and low operating sound levels mean the unit is quiet
- The optimised compressor range and increased condenser surface deliver high levels of energy efficiency and reliability is ensured by using high quality components and production processes
- Micro channel heat exchanger technology reduces the amount of refrigerant used in the system, lowering environmental impact



JEHCCU-CM1/CM3

| Medium Temperature Refrigeration | | | | JEHCCU-CM1/CM3 | 0050 | 0067 | 0100 | 0113 | 0140CM1 | 0140CM3 |
|---|---|---|---|---|---|---|---|---|---|---|
| Refrigerating capacity | Medium temperature | R-404A | Nom | kW | 0.910 | 1.225 | 1.495 | 1.761 | 2.220 | |
| | | R-407A | Nom | kW | 0.783 | 1.654 | 1.287 | 1.515 | 1.911 | |
| | | R-407F | Nom | kW | 0.882 | 1.187 | 1.449 | 1.706 | 2.151 | |
| Power input | Medium temperature | R-404A | Nom | kW | 0.626 | 0.763 | 0.927 | 1.102 | 1.235 | |
| | | R-407A | Nom | kW | 0.581 | 0.708 | 0.860 | 1.023 | 1.146 | |
| | | R-407F | Nom | kW | 0.611 | 0.744 | 0.904 | 1.075 | 1.204 | |
| COP | Medium temperature | R-404A | | | 1.45 | 1.61 | 1.61 | 1.60 | 1.80 | |
| | | R-407A | | | 1.35 | 1.49 | 1.50 | 1.48 | 1.67 | |
| | | R-407F | | | 1.44 | 1.60 | 1.60 | 1.59 | 1.79 | |
| Dimensions | Unit | Height | | mm | 607 | | | | 662 | |
| | | Width | | mm | 876 | | | | 1,101 | |
| | | Depth | | mm | 420 | | | | 444 | |
| Weight | Unit | | | kg | 45 | 54 | | 55 | 67.5 | |
| Compressor | Type | | | | Reciprocating compressor | | | | | |
| | Model | | | | AE4460Z-FZ1C | CAJ9480Z | CAJ9510Z | CAJ9513Z | CAJ4517Z | TAJ4517Z |
| | Piston displacement | | | $m^3/h$ | 1.80 | 2.64 | 3.18 | 4.21 | 4.52 | |
| | Oil | Charged volume | | l | 0.28 | 0.887 | | | | |
| | Oil Type | | | | Uniqema Emkarate RL32CF | | | | | |
| Fan | Air flow rate | Cooling | Nom | $m^3/h$ | 1,300 | | | | 2,700 | |
| Sound pressure level | Nom. | | | dBA | 30 | | | | 34 | |
| Refrigerant | Type / GWP | | | | R-404A / 3,921.6 | | | | | |
| | Type 2 / GWP 2 | | | | R-407A / 2,107 | | | | | |
| | Type 3 / GWP 3 | | | | R-407F / 1,825 | | | | | |
| Piping connections | Liquid line connection | | | inch | 1/4" | 3/8" | | | | |
| | Suction line connection | | | inch | 3/8 | 1/2 | | | | |
| Power supply | Phase/Frequency/Voltage | | | Hz/V | 1~/50/230 | | | | | 3~/50/400 |

(1) Refer to condition: Outside ambient temperature = 32°C, Evaporation temperature = -10°C and 10K superheat (medium temperature application)

# Condensing unit for commercial refrigeration with scroll technology

## Refrigeration solution for small food retailers

- Designed specifically for small capacity refrigeration applications in small food stores (eg. in bakeries and butchers), cold rooms, bottle coolers and display cabinets
- Compact and lightweight for even the smallest of city centre locations
- All components can be accessed, making maintenance quick and easy
- Ideal for urban applications: sound proofing and low operating sound levels mean the unit is quiet
- The optimised compressor range and increased condenser surface deliver high levels of energy efficiency and reliability is ensured by using high quality components and production processes
- Micro channel heat exchanger technology reduces the amount of refrigerant used in the system, lowering environmental impact



JEHSCU-CM1/CM3

| Medium Temperature Refrigeration | | | | JEHSCU-CM1/CM3 | 0200CM1 | 0200CM3 | 0250CM1 | 0250CM3 | 0300CM1 | 0300CM3 | 0350CM3 |
|---|---|---|---|---|---|---|---|---|---|---|---|
| Refrigerating capacity | Medium temperature | R-134a | Nom | kW | 2.170 | | 2.480 | | 3.060 | | 3.480 |
| | | R-404A | Nom | kW | 3.490 | | 4.210 | | 4.890 | | 5.460 |
| | | R-407A | Nom | kW | 3.306 | | 3.971 | | 4.684 | | 5.007 |
| | | R-407F | Nom | kW | 3.297 | | 3.971 | | 4.712 | | 4.902 |
| Power input | Medium temperature | R-134a | Nom | kW | 1.025 | | 1.165 | | 1.455 | | 1.675 |
| | | R-404A | Nom | kW | 1.695 | | 2.035 | | 2.515 | | 3.065 |
| | | R-407A | Nom | kW | 1.676 | | 2.017 | | 2.457 | | 2.996 |
| | | R-407F | Nom | kW | 1.679 | | 2.026 | | 2.477 | | 3.425 |
| COP | Medium temperature | R-134a | | | 2.12 | | 2.13 | | 2.10 | | 2.08 |
| | | R-404A | | | 2.06 | | 2.07 | | 1.94 | | 1.78 |
| | | R-407A | | | 1.97 | | 1.97 | | 1.91 | | 1.67 |
| | | R-407F | | | 1.96 | | 1.96 | | 1.90 | | 1.43 |
| Dimensions | Unit | Height | | mm | 662 | | | | | | |
| | | Width | | mm | 1,101 | | | | | | |
| | | Depth | | mm | 444 | | | | | | |
| Weight | Unit | | | kg | 69.7 | | 71.7 | | 73.7 | | |
| Compressor | Type | | | | Scroll compressor | | | | | | |
| | Model | | | | ZB15KQE-PFJ | ZB15KQE-TFD | ZB19KQE-PFJ | ZB19KQE-TFD | ZB21KQE-PFJ | ZB21KQE-TFD | ZB26KQE-TFD |
| | Piston displacement | | | $m^3/h$ | 5.90 | | 6.80 | | 8.60 | | 9.90 |
| | Oil | Charged volume | | l | 1.24 | | 1.30 | 1.36 | 1.45 | | 1.5 |
| | Oil Type | | | | Polyester oil | | | | | | |
| Fan | Air flow rate | Cooling | Nom | $m^3/h$ | 2,700 | | | | | | |
| Sound pressure level | Nom. | | | dBA | 33 | | 36 | | | | 40 |
| Refrigerant | Type / GWP | | | | R-134a / 1,430 | | | | | | |
| | Type 2 / GWP 2 | | | | R-404A / 3,921.6 | | | | | | |
| | Type 3 / GWP 3 | | | | R-407A / 2,107 | | | | | | |
| | Type 4 / GWP 4 | | | | R-407F / 1,825 | | | | | | |
| Piping connections | Liquid line connection | | | inch | 3/8" | | | | | | |
| | Suction line connection | | | inch | 3/4 | | | | | | |
| Power supply | Phase/Frequency/Voltage | | | Hz/V | 1~/50/230 | 3~/50/400 | 1~/50/230 | 3~/50/400 | 1~/50/230 | 3~/50/400 | |

(1) Refer to condition: Outside ambient temperature = 32°C, Evaporation temperature = -10°C and 10K superheat (medium temperature application) (2) Sound pressure level is measured at 10m in anechoic room

JEHCCU-M3/L1/L3
JEHSCU-M3/L3

# Condensing unit for commercial refrigeration



## Main benefits

› Low operation sound level
› Easy to install - fully equipped - packaged
› Energy efficiency and performance
› Robust and reliable design

## Installer benefits

› Small, compact and robust for easy handling and installation in limited space
› Fully factory tested and pre-wired electrical box for quick and easy installation and commissioning
› Easy service thanks to very accessible components behind removable robust panels

## End-user benefits

› Very quiet operation
› Strong anti-corrosion housing for long life, even in harsh environmental conditions
› Trustworthy units, with proven component reliability and fully qualified for the most demanding applications
› Reduced energy consumption, thanks to efficient compressors and condenser fan speed control (except series 1)
› Fully packaged unit at a competitive price

| Series | | Model | Performance | | | | | Compressor | | | O/S[d] | Oil type | Electrical Data | | | | | | | Airflow m³/h | Receiver | Connection | | Dimensions | | | Weight (kg) | Sound pressure dB(A) at 1m[c] |
|---|---|---|---|---|---|---|---|---|---|---|---|---|---|---|---|---|---|---|---|---|---|---|---|---|---|---|---|
| | | | Cooling capacity (W) [a] R-404A | Cooling capacity (W) [a] R-134a | Cooling capacity (W) [a] R-407A | Cooling capacity (W) [a] R-407C | Cooling capacity (W) [a] R-407F | Type | Swept volume (m³/h) | Oil Charge (Liter) | Oil Charge (l) | | Power input | Lock Rotor current (A) | MFA[b] (A) R-404A | R-134a | R-407A | R-407C | R-407F | | Volume (Liter) | Suction (inch) | Liquid (inch) | Width (mm) | Depth (mm) | Height (mm) | | |
| Medium temperature | 3 | JEHCCU0400M3 | 6,672 | 3,934 | 6,201 | 5,766 | 6,590 | MTZ50-4VM | 14.90 | 1.80 | - | Oil B[f] | 400V/3~/50Hz | 48.5 | 15 | 15 | 15 | 15 | 15 | 6050 | 7.6 | 7/8 | 1/2 | 1347 | 556 | 884 | 122 | 57 |
| | | JEHCCU0500M3 | 8,017 | 4,546 | 7,620 | 7,137 | 8,042 | MTZ64-4VM | 18.94 | 1.80 | - | | 400V/3~/50Hz | 64.0 | 20 | 20 | 20 | 20 | 20 | 6050 | 7.6 | 7/8 | 1/2 | 1347 | 556 | 884 | 122 | 60 |
| | | JEHCCU0600M3 | 8,897 | 5,680 | 8,452 | 7,660 | 8,843 | MTZ72-4VM | 21.04 | 1.80 | - | | 400V/3~/50Hz | 80.0 | 20 | 20 | 20 | 20 | 20 | 5180 | 7.6 | 7/8 | 1/2 | 1347 | 556 | 884 | 126 | 60 |
| | | JEHCCU0675M3 | 9,756 | 6,153 | 9,268 | 8,930 | 10,097 | MTZ81-4VM | 23.63 | 1.80 | - | | 400V/3~/50Hz | 80.0 | 20 | 20 | 20 | 20 | 20 | 5180 | 7.6 | 1 1/8 | 1/2 | 1352 | 556 | 884 | 126 | 62 |
| | 4 | JEHCCU0825M3 | 11,010 | 7,083 | 10,459 | 9,867 | 11,445 | MTZ100-4VM | 29.80 | 3.90 | - | | 400V/3~/50Hz | 90.0 | 25 | 25 | 25 | 25 | 25 | 6770 | 14.0 | 1 1/8 | 1/2 | 1261 | 594 | 1435 | 205 | 62 |
| | | JEHCCU1000M3 | 13,528 | 8,667 | 12,851 | 13,038 | 14,126 | MTZ125-4VM | 37.49 | 3.90 | - | | 400V/3~/50Hz | 105.0 | 30 | 25 | 30 | 30 | 30 | 6770 | 14.0 | 1 1/8 | 1/2 | 1261 | 594 | 1435 | 205 | 62 |
| | 1 | JEHCCU0075L1 | 418 | - | - | - | - | SC18CLX | 3.08 | 0.60 | - | Oil A[e] | 230V/1~/50Hz | 20.0 | 15 | - | 15 | - | 15 | 1910 | 1.2 | 3/8 | 1/4 | 884 | 430 | 489 | 46 | 50 |
| Low temperature | 2 | JEHCCU0175L1 | 947 | - | - | - | - | NTZ48-5VM | 8.40 | 0.95 | 0.50 | Oil B[f] | 230V/1~/50Hz | 37.0 | 15 | - | 15 | - | 15 | 3040 | 4.6 | 5/8 | 3/8 | 1104 | 478 | 650 | 86 | 55 |
| | | JEHCCU0175L3 | 947 | - | - | - | - | NTZ48-4VM | 8.40 | 0.95 | 0.50 | | 400V/3~/50Hz | 16.0 | 15 | - | 15 | - | 15 | 3040 | 4.6 | 5/8 | 3/8 | 1104 | 478 | 650 | 86 | 55 |
| | | JEHCCU0225L1 | 1,567 | - | - | - | - | NTZ68-5VM | 11.80 | 0.95 | 0.50 | | 230V/1~/50Hz | 53.0 | 20 | - | 20 | - | 20 | 2620 | 4.6 | 5/8 | 3/8 | 1104 | 478 | 650 | 92 | 58 |
| | | JEHCCU0225L3 | 1,567 | - | - | - | - | NTZ68-4VM | 11.80 | 0.95 | 0.50 | | 400V/3~/50Hz | 25.0 | 15 | - | 15 | - | 15 | 2620 | 4.6 | 5/8 | 3/8 | 1104 | 478 | 650 | 92 | 58 |
| | 3 | JEHCCU0350L3 | 1,845 | - | - | - | - | NTZ96-4VM | 16.70 | 1.80 | 0.60 | | 400V/3~/50Hz | 32.0 | 15 | - | 15 | - | 15 | 6050 | 7.6 | 7/8 | 1/2 | 1347 | 556 | 884 | 125 | 58 |
| | | JEHCCU0400L3 | 2,824 | - | - | - | - | NTZ136-4VM | 23.60 | 1.80 | 0.60 | | 400V/3~/50Hz | 51.0 | 15 | - | 15 | - | 15 | 6050 | 7.6 | 1 1/8 | 1/2 | 1352 | 556 | 884 | 130 | 58 |
| | 4 | JEHCCU0725L3 | 4,245 | - | - | - | - | NTZ215-4VM | 37.50 | 3.90 | 0.60 | | 400V/3~/50Hz | 74.0 | 25 | - | 25 | - | 25 | 6770 | 14.0 | 1 1/8 | 1/2 | 1261 | 594 | 1435 | 203 | 61 |
| | | JEHCCU0825L3 | 5,818 | - | - | - | - | NTZ271-4VM | 47.30 | 3.90 | 0.60 | | 400V/3~/50Hz | 96.0 | 25 | - | 25 | - | 25 | 6770 | 14.0 | 1 1/8 | 1/2 | 1261 | 594 | 1435 | 203 | 60 |
| Medium Temperature | 3 | JEHSCU0400M3 | 6,690 | 4,300 | 6,869 | - | 7,180 | ZB29KQE-TFD | 11.4 | 1.36 | - | Oil B[h] | 400V/3~/50Hz | 50.0 | 15 | 15 | 15 | - | 15 | 6050 | 7.6 | 7/8 | 1/2 | 1347 | 556 | 884 | 121 | 54 |
| | | JEHSCU0500M3 | 8,050 | 5,150 | 8,275 | - | 8,700 | ZB38KQE-TFD | 14.4 | 2.07 | - | | 400V/3~/50Hz | 65.5 | 20 | 15 | 20 | - | 20 | 6050 | 7.6 | 7/8 | 1/2 | 1347 | 556 | 884 | 126 | 55 |
| | | JEHSCU0600M3 | 9,150 | 6,150 | 9,272 | - | 10,050 | ZB45KQE-TFD | 17.1 | 1.89 | - | | 400V/3~/50Hz | 74.0 | 20 | 15 | 20 | - | 20 | 5180 | 7.6 | 7/8 | 1/2 | 1347 | 556 | 884 | 128 | 60 |
| | | JEHSCU0680M3 | 9,850 | 6,928 | 10,744 | - | 11,192 | ZB48KQE-TFD | 18.8 | 1.80 | - | | 400V/3~/50Hz | 101.0 | 20 | 20 | 20 | - | 20 | 5180 | 7.6 | 7/8 | 1/2 | 1347 | 556 | 884 | 129 | 60 |
| | 4 | JEHSCU0800M3 | 12,000 | 7,800 | 11,543 | - | 11,790 | ZB58KCE-TFD | 22.1 | 2.50 | - | | 400V/3~/50Hz | 95.0 | 25 | 20 | 25 | - | 25 | 6770 | 14.0 | 1 1/8 | 1/2 | 1261 | 594 | 1435 | 201 | 64 |
| | | JEHSCU1000M3 | 14,200 | 9,900 | 14,630 | - | 15,075 | ZB76KCE-TFD | 29.1 | 3.20 | - | | 400V/3~/50Hz | 118.0 | 35 | 25 | 35 | - | 35 | 6770 | 14.0 | 1 3/8 | 1/2 | 1261 | 594 | 1435 | 201 | 64 |
| Low Temperature | 2 | JEHSCU0200L3 | 1,260 | - | - | - | 1,188 | ZF06K4E-TFD | 5.9 | 1.30 | 0.50 | Oil B[h] | 400V/3~/50Hz | 26.0 | 15 | - | 15 | - | 15 | 2620 | 4.6 | 3/4 | 3/8 | 1108 | 478 | 650 | 94 | 47 |
| | | JEHSCU0300L3 | 1,645 | - | 1,701 | - | 1,615 | ZF09K4E-TFD | 8.0 | 1.50 | 0.50 | | 400V/3~/50Hz | 40.0 | 15 | - | 15 | - | 15 | 2620 | 4.6 | 3/4 | 3/8 | 1108 | 478 | 650 | 96 | 48 |
| | 3 | JEHSCU0400L3 | 2,485 | - | 2,090 | - | 2,280 | ZF13K4E-TFD | 11.8 | 1.90 | 0.60 | | 400V/3~/50Hz | 51.5 | 15 | - | 15 | - | 15 | 6050 | 7.6 | 7/8 | 1/2 | 1347 | 556 | 884 | 129 | 55 |
| | | JEHSCU0500L3 | 3,000 | - | 2,632 | - | 2,774 | ZF15K4E-TFD | 14.5 | 1.90 | 0.60 | | 400V/3~/50Hz | 64.0 | 15 | - | 15 | - | 15 | 6050 | 7.6 | 7/8 | 1/2 | 1347 | 556 | 884 | 130 | 56 |
| | | JEHSCU0600L3 | 3,600 | - | 3,145 | - | 3,335 | ZF18K4E-TFD | 17.1 | 1.90 | 0.60 | | 400V/3~/50Hz | 74.0 | 15 | - | 15 | - | 15 | 6050 | 7.6 | 7/8 | 1/2 | 1347 | 556 | 884 | 130 | 61 |
| | 4 | JEHSCU0750L3 | 4,320 | - | - | - | - | ZF24K4E-TWD | 20.9 | 4.10 | 0.60 | | 400V/3~/50Hz | 99.0 | 20 | - | 20 | - | 20 | 6770 | 14.0 | 1 3/8 | 1/2 | 1261 | 594 | 1435 | 218 | 61 |
| | | JEHSCU1000L3 | 5,850 | - | - | - | - | ZF33K4E-TWD | 28.8 | 4.10 | 0.60 | | 400V/3~/50Hz | 127.0 | 30 | - | 30 | - | 30 | 6770 | 14.0 | 1 3/8 | 1/2 | 1261 | 594 | 1435 | 218 | 62 |

[a] Refer to condition: Outside ambient temperature= 32°C, Evaporation temperature = -10°C (medium temperature application); -35°C (low temperature application)
[b] MFA = Maximum Fuse Amps
[c] Sound pressure level measured in anechoic room
[d] O/S = Oil Separator
[e] Oil A = Polyester oil (Emkarate RL32H)ww
[f] Oil B = Polyester oil 160PZ
[g] Oil A = Polyester oil (Copeland Ultra 22 CC, Copeland Ultra 32 CC, Copeland Ultra 32-3MAF, Mobil EAL™ Arctic 22 CC, Uniqema Emkarate RL32CF)
[h] Oil B = Mobil Arctic 22CC
Note: condensing units are pre-charged with oil as stated in table
R-134a GWP = 1,430, R-407C GWP=1,773.85, R-407A GWP=2,107, R-407F GWP=1,825, R-404A GWP= 3,921.6

# Condensing unit for industrial refrigeration



Designed for outdoor use, the large condensing units are a perfect medium to high capacity refrigeration solution for cold stores, distribution platforms, supermarkets, food processing, etc in low and medium temperature applications.

These industrial condensing units are real workhorses designed for maximum performance in minimum space.

- High energy efficiency: inverter controlled compressor, economizer, high performance condenser
- Possibility of having a stand-by compressor
- Easy installation, ready to connect evaporators
- Integrated starter and control panel with electronic controller
- Space saving construction due to the compact design of the condenser coils arranged in a 'W' configuration
- Low sound operation
- Approved according to EN 378: 2008 (Safety and environmental requirements)
- Refrigerants: R-404A, R-134a, R-407C, R-507A

**A comprehensive product range with 1 or 2 compressors and 4, 6, 8 or 10 condenser fans**

- Chilled application:
  R-404A | 113 - 417 kW
  R-134a | 72.5 kW - 315.4 kW
  R-407C | 100.3 kW - 430.2 kW
  (at T0 = -10°C / Tamb = +32°C)
- Frozen application:
  R-404A | 37 - 159 kW
  (at T0 = -35°C / Tamb = +32°C)

* R-134a GWP = 1,430, R-407C GWP=1,773.85, R-507A GWP=3,985, R-404A GWP=3,921.6

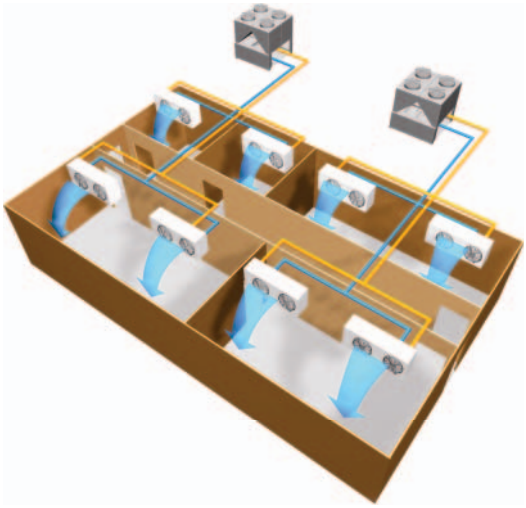

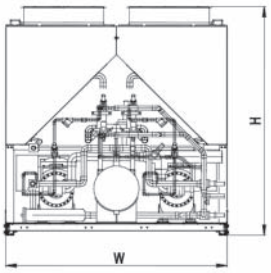


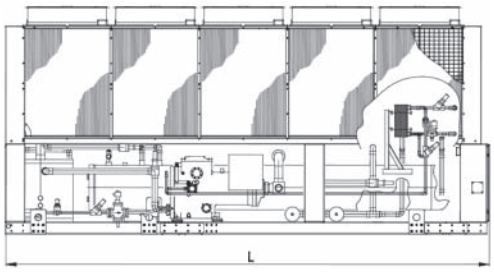


| | Length | Width | Height | Weight |
|---|---|---|---|---|
| | mm | mm | mm | kg |
| From | 2,240 | 2,235 | 2,340 | 2,405 |
| To | 4,940 | 2,235 | 2,340 | 4,496 |



# Control Systems

## Control Systems


| | |
|---|---|
| Individual control systems | 417 |
| Wired / infrared remote controls | 417 |
| Online controller | 420 |
| Centralised control systems | 422 |
| Centralised remote control / Unified ON/OFF control / Schedule timer | 422 |
| DS-net | 423 |
| intelligent Touch Controller | 423 |
| Mini building management system | 417 |
| intelligent Touch Manager | 424 |
| Standard protocol interfaces | 417 |
| Modbus interface | 426 |
| KNX Interface | 430 |
| **BACnet Interface** | 431 |
| **LonWorks Interface** | 432 |
| Daikin Configuration Software | 433 |
| EKPCCAB3 | 433 |
| Remote monitoring and maintenance | |
| ACNSS | 434 |


## Options & Accessories 436


| | |
|---|---|
| Wireless room temperature sensor | 436 |
| Wired room temperature sensor | 436 |
| Other integration devices | 437 |




ONLINE CONTROLLER




WIRED REMOTE CONTROL
BRC1E52A



INTELLIGENT
TOUCH MANAGER
DCM601A51




INFRARED REMOTE
CONTROLLER


BRC1D52


BRC944B2


ARC466A1


BRC4*/BRC7*

BRC944B2*/BRC1D52

# Wired remote control

› Schedule timer:
Five day actions can be set as follows:
- set point: unit is switched ON and normal operation is maintained
- OFF: unit is switched OFF1
- limits: unit is switched ON and min./max. control (cf. limit operation for more details)

› Home leave (frost protection): during absence, the indoor temperature can be maintained at a certain level. This function can also switch the unit ON/OFF
› User friendly HRV function, thanks to the introduction of a button for ventilation mode and fan speed
› Constantly monitoring of the system for malfunctions in a total of 80 components
› Immediate display of fault location and condition
› Reduction of maintenance time and costs

## Display

› Operating mode[1]
› Heat Recovery Ventilation (HRV) in operation
› Cool / heat changeover control
› Centralised control indication
› Group control indication
› Set temperature[1]
› Air flow direction[1]
› Programmed time
› Inspection test / operation
› Fan speed[1]
› Clean air filter
› Defrost / hot start
› Malfunction

[1] Only functions marked with '1' are available on BRC944B2

ARC4*/BRC4*/BRC7*

# Infrared remote control

Operation buttons: ON / OFF, timer mode start / stop, timer mode on / off, programme time, temperature setting, air flow direction (1), operating mode, fan speed control, filter sign reset (2), inspection (2)/ test indication (2)
Display: Operating mode, battery change, set temperature, air flow direction (1), programmed time, fan speed, inspection / test operation (2)

1. Not applicable for FXDQ, FXSQ, FXNQ, FBDQ, FDXS, FBQ
2. For FX** units only
3. For all features of the remote control, refer to the operation manual

BRC2E52A / BRC3E52A NEW

# Simplified wired remote control developed for hotel applications

› Symbol driven interface for intuitive control
› Functions restricted to basic customer needs
› Contemporary design
› Energy saving thanks key card, window contact integration and set point limitation
› Flexible setback function ensures room temperature remains within comfortable limits to ensure guest comfort
› Flat backpanel for easy installation
› Easy commissioning: intuitive interface for advanced menu settings
› 2 versions available:
  • Heat pump type: temperature, fan speed, ON/OFF
  • Heat recovery type: temperature, mode, fan speed, ON/OFF
› Replaces existing BRC2C51 & BRC3A61





# User friendly remote control with contemporary design

BRC1E52A/B




Graphical display of indicative electricity consumption (Function available in combination with FCQG and FCGHQ)

## A series of energy saving functions that can be individually selected

› Temperature range limit
› Setback function
› Presence & floor sensor connection (available on new round flow cassette)
› kWh indication
› Set temperature auto reset
› Off timer

## Temperature range limit avoids excessive heating or cooling

Save energy by constraining the lower temperature limit in cooling and upper temperature limit in heating mode.

note : Also available in auto cooling/heating change over mode.

## kWh indication keeps track of your consumption

The kWh indication shows an indicative electricity consumption of the last day/month/year.

## Other functions

› Up to 3 independent schedules can be set, so the user can easily change the schedule himself throughout the year (e.g. Summer, winter, mid-season)
› Possibility to individually restrict menu functions Easy to use: all main functions directly accessible
› Easy setup: clear graphical user interface for advanced menu settings
› Real time clock with auto update to daylight saving time
› Built-in backup power: when a power failure occurs all settings remain stored up to 48 hours
› Supports multiple languages
English, German, Dutch, Spanish, Italian, Portuguese, French, Greek, Russian, Turkish, Polish (BRC1E52A)
English, German, Czech, Croatian, Hungarian, Romanian, Slovenian, Bulgarian, Slovak, Serbian, Albanian (BRC1E52B)

# Daikin Altherma low temperature wired remote control

EKRUCBL1-7




The Daikin Altherma low temperature is equipped with an advanced user interface.
Commissioning, servicing and day-to-day operation become straightforward.
The multi-lingual and graphical interface provides full-text representation, easy menu navigation and intelligent control features

› Self-explanatory controller for easy and quick commissioning
› Possibility of preparing and uploading field settings via a PC
› Feedback on operation conditions and energy consumption

# Siesta individual control systems

## ARCWLA / ARCWB

### Overview controllers for Siesta Sky Air

| Siesta Sky Air indoor units | Controllers |
|---|---|
| ACQ-D 4-way blow, ceiling mounted cassette | • Standard infrared remote control (ARCWLA) in box of decoration panel ADP125A<br>• Optional wired remote control ARCWB<br>• Optional group controller R04084124324 |
| AHQ-C ceiling suspended | • Standard infrared remote control in box of indoor unit ARCWLA<br>• Optional wired remote control ARCWB<br>• Optional group controller R04084124324 |
| ABQ-C concealed ceiling | • Standard wired remote control (ARCWB) in box of indoor unit<br>• Optional group controller R04084124324 |

### Overview of features

| | Feature | | ARCWB |
|---|---|---|---|
| | | | Option for AHQ-C and ACQ-D<br>Standard for ABQ-C |
| | | |  |
| 1 | ON/OFF switch | | Standard |
| 2 | Temperature setting | Default range 16-30°C | Standard |
| | | Optional range 20-30°C | By dipswitch selection |
| | | Switch between °C and °F | Standard |
| 3 | Room temperature sensor on remote control | | Standard |
| 4 | Cool / Fan dry / Heat / Auto | | Standard |
| 5 | Sleep mode | | Standard |
| 6 | Fan Speed selection | | Standard |
| 7 | Delay timer | | 1, 2 & 4 hours delay |
| 8 | 7-days programmable timer | | Standard |
| 9 | Real time clock display | | Standard |
| 10 | Air swing selection | ON/OFF swing mode | Standard |
| | | Change swing option (draft/soil prevention or standard) | Standard |
| 11 | LCD display without backlight | | Standard |
| 12 | Key lock | | Standard |
| 13 | Error code indication | | Standard |
| 14 | IR receiver to enable compatibility with infrared remote control (disabled when lock function is activated) | | Standard |
| 15 | Last state memory from indoor PCB | | Standard |
| 16 | Silent mode | | By dipswitch selection |
| 17 | Turbo mode | | By dipswitch selection |
| 18 | Compressor test model (compressor force ON) | | Standard |
| 19 | Daikin inverter error code | | Standard |
| 20 | UART communication port (for Daikin protocol) | | Standard |
| 21 | Backup battery | | Standard |

### Specifications

› Dimensions (length x width x height) ARCWB: 0.15 m x 0.21 m x 0.04 m.
› ARCWB comes standard with a 10 meter wire, which can be extended to maximum wire length of 15 meter. ARCWB can only control one indoor unit at a time; group control is only possible when using option R04084124324.

## Online controller

BRP069A41/42

# Always in control,

## no matter where you are



The plug-and-play Online Controller allows you to set and even schedule the temperature from anywhere using Apple or Android systems. So you can manage the unit when away from home, offering optimal climate control while saving energy.

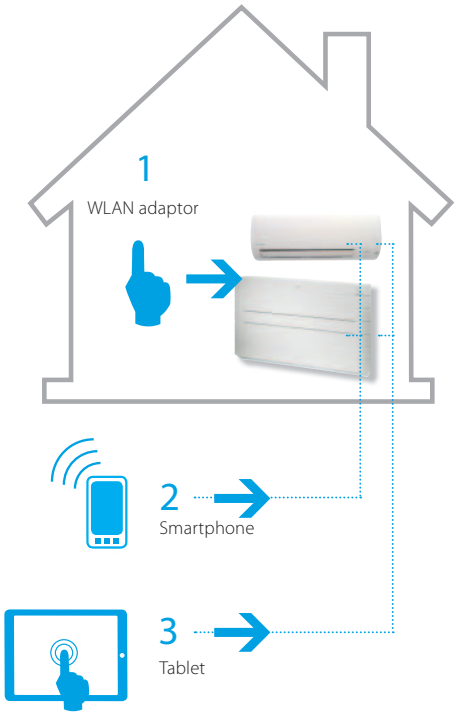


With the Daikin Online Controller application in combination with the plug-and-play wireless LAN device and an active internet connection, you can manage your unit from anywhere, offering optimal climate control while saving energy.

The Daikin Online Controller application can control and monitor the status of up to 50 units and allows you to:

- Monitor the status of your heat pump unit
- Control the operation mode, set temperature, air flow rate and direction
- Schedule the set temperature and operation mode with up to 4 actions per day for 7 days

## Connectable indoor units

### BRP069A41

- FTXG-LW/S
- FTXJ-LW/S

### BRP069A42

- FTXZ-N (available January '15)
- FTXS-K
- FTXM-K
- FTXS-G
- ATXS-K
- FTX-J3
- FTX-GV
- FTX-K
- ATX-J3
- FVXG-K
- FVXS-K
- FLXS-B
- FTXLS-K
- FTXL-JV
- ATXL-JV

## Features Online Controller

The Daikin online controller can manage your unit in several ways.

You can operate it in-home by connecting your smartphone to a private wireless network or out-of-home by connecting your smartphone to a mobile network (e.g. 3G) or an external wireless network.

| Connection | Between WLAN adaptor & indoor unit via S21 connector | BRP069A41 | BRP069A42 |
|---|---|---|---|
| Operation modes | Start | • | • |
| | Stop | • | • |
| | Automatic | • | • |
| | Cooling | • | • |
| | Heating | • | • |
| | Dry | • | • |
| | Fan Only | • | • |
| Temperature | Set point adjustment | • | • |
| Weekly schedule timer | Start/stop operation | • | • |
| | Select operation mode | • | • |
| | Set temperatures set point | • | • |
| | 4 actions per day (max. 28 actions) | • | • |
| Fan | Set air flow | • | • |
| | Set air flow direction | • | • |
| General information | Current room temperature | • | • |
| | Current outdoor temperature | • | • (if unit is turned on) |
| | Remote adapter software updates | • | • |
| | Mulit-language interface | • | • |
| | Automatic time update (daylight saving time) | • | • |
| | Demo function | • | • |

Centralised control of the Sky Air and VRV system can be achieved via 3 user friendly compact.
These controls may be used independently or in combination with 1 group = several (up to 16) indoor units in combination and 1 zone = several groups in combination.
A centralised remote control is ideal for use in tenanted commercial buildings subject to random occupation, enabling indoor units to be classified in groups per tenant (zoning).
The schedule timer programmes the schedule and operation conditions for each tenant and the control can easily be reset according to varying requirements.

DCS302C51

## Centralised remote control



Providing individual control of 64 groups (zones) of indoor units.

› a maximum of 64 groups (128 indoor units, max. 10 outdoor units) can be controlled
› a maximum of 128 groups (128 indoor units, max. 10 outdoor units) can be controlled via 2 centralised remote controls in separate locations
› zone control
› group control
› malfunction code display
› maximum wiring length of 1,000m (total: 2,000m)
› air flow direction and air flow rate of HRV can be controlled
› expanded timer function

DCS301B51

## Unified ON/OFF control



Providing simultaneous and individual control of 16 groups of indoor units.

› a maximum of 16 groups (128 indoor units) can be controlled
› 2 remote controls in separate locations can be used
› operating status indication (normal operation, alarm)
› centralised control indication
› maximum wiring length of 1,000m (total: 2,000m)

DST301B51

## Schedule timer



Enabling 64 groups to be programmed.

› a maximum of 128 indoor units can be controlled
› 8 types of weekly schedule
› a maximum of 48 hours back up power supply
› a maximum wiring length of 1,000m (total: 2,000m)

## DTA113B51

### Basic solution for control of Sky Air and VRV

› Rotation function
› Backup operation function.

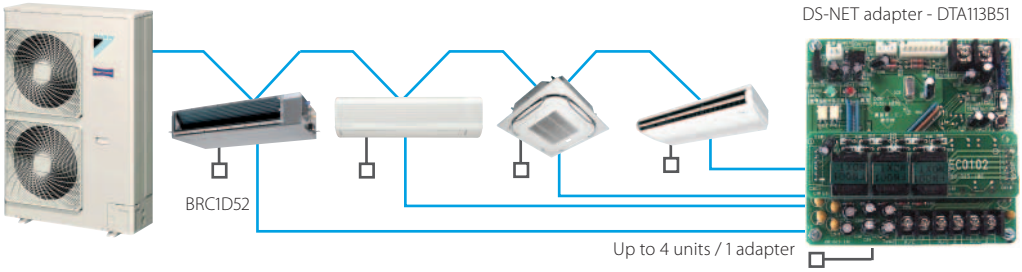


## intelligent touch Controller

## DCS601C51

### Detailed & easy monitoring and operation of VRV systems (max. 64 indoor units groups).

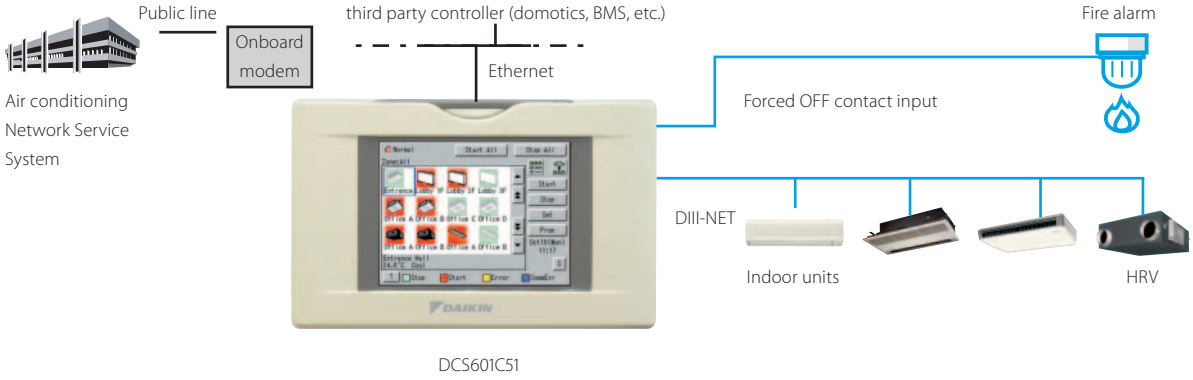


**Languages**
› English
› French
› German
› Italian
› Spanish
› Dutch
› Portuguese

**System layout**
› Up to 64 indoor units can be controlled
› Touch panel (full colour LCD via icon display)

**Management**
› Easy management of electricity consumption
› Enhanced history function

**Control**
› Individual control (set point, start/stop, fan speed) (max. 64 groups/indoor units)
› Set back shedule
› Enhanced scheduling function (8 schedules, 17 patterns)
› Flexible grouping in zones
› Yearly schedule
› Fire emergency stop control
› Interlocking control
› Increased HRV monitoring and control function
› Automatic cooling / heating change-over
› Heating optimization
› Temperature limit
› Password security: 3 levels (general, administration & service)
› Quick selection and full control
› Simple navigation

**Monitoring**
› Visualisation via Graphical User Interface (GUI)
› Icon colour display change function
› Indoor units operation mode
› Indication filter replacement
› Multi PC

**Cost performance**
› Free cooling function
› Labour saving
› Easy installation
› Compact design: limited installation space
› Overall energy saving

**Open interface**
› Communication to any third party controller (domotics, BMS, etc.) is possible via open interface (http option)

**Connectable to**
› VRV
› HRV
› Sky Air
› Split (via interface adapter)

NEW Mini Building Management System

intelligent touch Manager

DCM601A51

# Mini BMS

## with full integration across all product pillars

- Price competitive mini BMS
- Cross-pillar integration of Daikin products
- Integration of third party equipment

### System overview



Web Access

Internet
Extranet
LAN
3G
http interface



**Integration of third party equiqment**

Fire alarm

kWh meter

Di/Pi line
Max. 200m

intelligent touch Manager

DCM601A51



**Full control of Daikin HVAC-R portfolio**

ITM plus adaptor line

Max. 7 adapters



DCM601A52

Di/Pi port



**Direct plug & play connection!**

BACnet protocol

WAGO interface

Lighting

Fan

Pump

Sensor

I/O module

I/O module

Multi state objects

Elevator

Air handling unit

Alarm

Split
Sky Air
VRV
indoor units,
air curtain,
hydrobox,
air handling units



Fan coil units





Chillers and AHU





Refrigeration







touch intelligent Manager

## User friendliness

› Intuitive user interface
› Visual lay out view and direct access to indoor unit main funtions
› All functions direct accessible via touch screen or via web interface



## Smart energy management

› Monitoring if energy use is according to plan
› Helps to detect origins of energy waste
› Powerful schedules guarantee correct operation throughout the year
› Save energy by interlocking A/C operation with other equiment such as heating

## Flexibility

NEW › Cross-pillar integration (heating, air conditioning, applied systems, refrigeration, air handling units)
NEW › BACnet protocol for 3rd party products integration
› I/O for integration of equipment such as lights, pumps… on WAGO modules
› Modular concept for small to large applications
› Control up to 2,560 indoor unit groups




## Easy servicing and commissioning

› Remote refrigerant containment check preventing on site visit
› Simplified troubleshooting
› Save time on commissioning thanks to the pre-commissioning tool
› Auto registration of indoor units

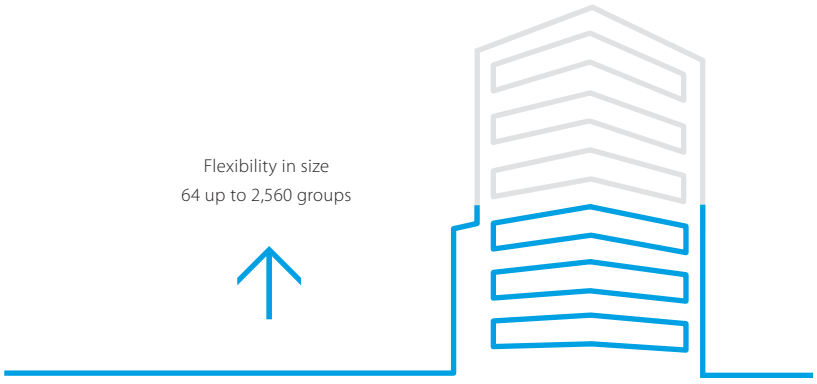


## Functions overview



### Languages
› English
› French
› German
› Italian
› Spanish
› Dutch
› Portuguese

### System layout
› Up to 2,560 unit groups can be controlled (ITM plus Integrator + 7 iPU (incl. iTM adaptor)
› Ethernet TCPIP

### Management
› Web access
› Power Proportional Distribution (option)
› Operational history (malfunctions, operation hours, …)
› Smart energy management
- monitor if energy use is according to plan
- detect origins of energy waste
› Setback function
› Sliding temperature

### Control
› Individual control (2,560 groups)
› Schedule setting (Weekly schedule, yearly calender, seasonal schedule)
› Interlock control
› Setpoint limitation
› Temperature limit

### WAGO Interface
› Modular integration of 3rd party equipment
- WAGO coupler (interface between WAGO and Modbus)
- Di module
- Do module
- Ai module
- Thermistor module

### Connectable to
- DX Split, Sky Air, VRV
- Chillers (via POL638.70 controller)
NEW - Daikin AHU
- Fan coils
- Daikin Altherma Flex type
- LT and HT hydroboxes
- Air curtains
- WAGO I/O
NEW - BACnet protocol

# Modbus Interface

## RTD

### RTD-RA

› Modbus interface for monitoring and control of residential indoor units

### RTD-NET

› Modbus interface for monitoring and control of Sky Air, VRV, VAM and VKM

### RTD-10

› Advanced integration into BMS of Sky Air, VRV, VAM and VKM through either:
- Modbus
- Voltage (0-10V)
- Resistance

› Duty/standby function for server rooms

### RTD-LT/CA

› Modbus interface for monitoring and control of Daikin Altherma low temperature (EHVH(X)-C / EHBH(X)-C)
› Voltage and resistance control
› Photovoltaic operation signal for energy saving

### RTD-20

› Advanced control of Sky Air, VRV, VAM/VKM and air curtains
› Clone or independent zone control
› Increased comfort with integration of $CO_2$ sensor for fresh air volume control
› Save on runningcosts via
- pre/post and trade mode
- set point limitation
- overall shut down
- PIR sensor for adaptive deadband

### RTD-HO

› Modbus interface for monitoring and control of Sky Air, VRV, VAM and VKM
› Intelligent hotel room controller

### RTD-W

› Modbus interface for monitoring and control of Daikin Altherma Flex Type, VRV HT hydrobox and small inverter chiller



# Overview functions







| Main functions | | | RTD-RA | RTD-NET | RTD-10 | RTD-20 | RTD-HO |
|---|---|---|---|---|---|---|---|
| Dimensions | H x W x D | mm | 80 x 80 x 37,5 | 100 x100 x 22 | | | |
| Key card + window contact | | | | | | | ✓ |
| Set back function | | | ✓ | | | | ✓ |
| Prohibit or restrict remote control functions (setpoint limitation, ...) | | | ✓ | ✓ | ✓ | ✓** | ✓ |
| Modbus (RS485) | | | ✓ | ✓ | ✓ | ✓ | ✓ |
| Group control | | | ✓(1) | ✓ | ✓ | ✓ | ✓ |
| 0 - 10 V control | | | | | ✓ | ✓ | |
| Resistance control | | | | | ✓ | ✓ | |
| IT application | | | ✓ | | ✓ | | |
| Heating interlock | | | | | ✓ | ✓ | |
| Output signal (on/defrost, error) | | | | | ✓ | ✓**** | ✓ |
| Retail application | | | | | | ✓ | |
| Partitioned room control | | | | | | ✓ | |
| Air curtain | | | | ✓*** | ✓*** | ✓ | |

(1): By combining RTD-RA devices

| Control functions | RTD-RA | RTD-NET | RTD-10 | RTD-20 | RTD-HO |
|---|---|---|---|---|---|
| On/Off | M,C | M | M,V,R | M | M* |
| Set point | M | M | M,V,R | M | M* |
| Mode | M | M | M,V,R | M | M* |
| fan | M | M | M,V,R | M | M* |
| Louver | M | M | M,V,R | M | M* |
| HRV Damper control | | M | M,V,R | M | |
| Prohibit/Restrict functions | M | M | M,V,R | M | M* |
| Forced thermo off | M | | | | |

| Monitoring functions | RTD-RA | RTD-NET | RTD-10 | RTD-20 | RTD-HO |
|---|---|---|---|---|---|
| On/Off | M | M | M | M | M |
| Set point | M | M | M | M | M |
| Mode | M | M | M | M | M |
| fan | M | M | M | M | M |
| Louver | M | M | M | M | M |
| RC temperature | | M | M | M | M |
| RC mode | | M | M | M | M |
| nbr units | | M | M | M | M |
| Fault | M | M | M | M | M |
| Fault code | M | M | M | M | M |
| Return air temperature (Average /Min/Max) | M | M | M | M | M |
| Filter alarm | | M | M | M | M |
| Termo on | M | M | M | M | M |
| Defrost | | M | M | M | M |
| Coil In/Out temperature | M | M | M | M | M |




| Main functions | | | RTD-W | RTD-LT/CA |
|---|---|---|---|---|
| Dimensions | H x W x D | mm | 100x100x22 | |
| On/off prohibition | | | ✓ | ✓ |
| Modbus RS485 | | | ✓ | ✓ |
| Dry contact control | | | ✓ | ✓ |
| Output signal (operation error) | | | ✓ | ✓ |
| Space heating / cooling operation | | | ✓ | ✓ |
| Domestic hot water control | | | ✓ | ✓ |
| Smart Grid control | | | | ✓ |

| Control functions | | |
|---|---|---|
| On/Off Space heating/cooling | M,C | M,C,V |
| Set point leaving water temperature (heating / cooling) | M,V | M,R,V |
| Room temperature setpoint | M | M |
| Operation mode | M | M |
| Domestic Hot water ON | | M,C,V |
| Domestic Hot Water reheat | M,C | M,C |
| Domestic Hot Water reheat setpoint | | M,R,V |
| Domestic Hot Water storage | M | |
| Domestic Hot Water Booster setpoint | | M |
| Quiet mode | M,C | M,C |
| Weather dependent setpoint enable | M | M |
| Weather dependent curve shift | M | M |
| Fault/pump info relay choice | | R |
| Control source prohibition | M | M |

| Smart grid mode control | | |
|---|---|---|
| Prohibit Space heating/cooling | | C |
| Prohibit DHW | | C |
| Prohibit Electric heaters | | C |
| Prohibit All operation | | C |
| PV available for storage | | C |
| Powerful boost | | C |

| Monitoring functions | | |
|---|---|---|
| On/Off Space heating/cooling | M,C | M,C |
| Set point leaving water temperature (H/C) | M | M |
| Room temperature setpoint | M | M |
| Operation mode | M | M |
| Domestic Hot Water reheat | M | M |
| Domestic Hot Water storage | M | M |
| Number of units in the group | M | M |
| Average leaving water temperature | M | |
| Remocon room temperature | M | M |
| Fault | M,C | M,C |
| Fault code | M | M |
| Circulation pump operation | M | M,C |
| Flow rate | | M |
| Solar pump operation | | M |
| Compressor status | M | M |
| Desinfection operation | M | M |
| Setback operation | M | |
| Defrost/ start up | M | M |
| Hot start | | M |
| Booster Heater operation | | M |
| 3-Way valve status | | M |
| Pump running hours accumulated | M | M |
| Compressor running hours accumulated | | M |
| Actual leaving water temperature | M | M |
| Actual return water temperature | M | M |
| Actual DHW tank temperature (*) | M | M |
| Actual refrigerant temperature | | M |
| Actual outdoor temperature | M | M |

M : Modbus / R : Resistance / V : Voltage / C: control
* : only when room is occupied / ** : setpoint limitation / (*) if available
*** : no fan speed control on the CYV air curtain / **** : run & fault

# DIII-net Modbus interface

## EKMBDXA

### Integrated control system for seamless connection between Sky Air and VRV and BMS systems



› Communication via Modbus RS485 protocol
› Detailed monitoring and control of the VRV total solution
› Easy and fast installation via DIII-net protocol
› As the Daikin DIII-net protocol is used only one modbus interface is needed per Daikin



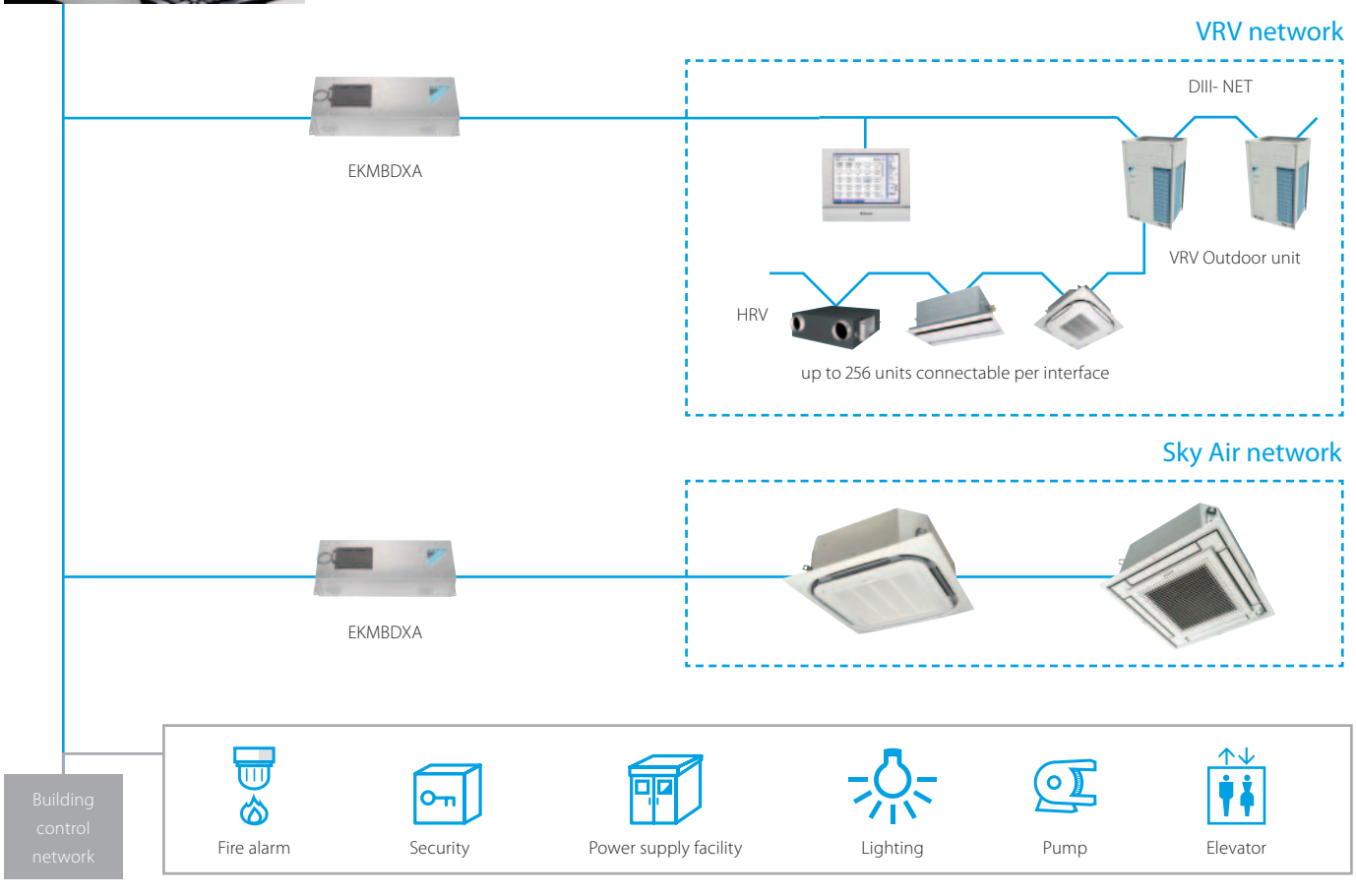


| | | | EKMBDXA7V1 |
|---|---|---|---|
| Maximum number of connectable indoor units | | | 64 |
| Maximum number of connectable outdoor units | | | 10 |
| Communication | DIII-NET - Remark | | DIII-NET (F1F2) |
| | Protocol - Remark | | 2 wire; communication speed: 9600 bps or 19200 bps |
| | Protocol - Type | | RS485 (modbus) |
| | Protocol - Max. Wiring length | m | 500 |
| Dimensions | HeightxWidthxDepth | mm | 124x379x87 |
| Weight | | kg | 2.1 |
| Ambient temperature - operation | Max. | °C | 60 |
| | Min. | °C | 0 |
| Installation | | | Indoor installation |
| Power supply | Frequency | Hz | 50 |
| | Voltage | V | 220-240 |

# Modbus interface

## Integrate chillers, fan coil units and air handling units in BMS systems via modbus protocol




(1) The communication module is integrated in the controller (2) Connection to FWV-D, FWL-D & FWM-D (3) Connection to FWV-D, FWL-D, FWM-D and to FWZ-A, FWR-A, FWS-A

## Integrate Refrigeration units in BMS systems via modbus protocol




* For all connectable indoor units and Biddle air curtains please refer to the Conveni-pack pages in this catalogue

# KNX interface

KLIC-DD
KLIC-DI

## Integration of Split, Sky Air and VRV in HA/BMS systems

### Connect split indoor units to KNX interface for Home Automation system




### Connect Sky Air / VRV indoor units to KNX interface for BMS integration

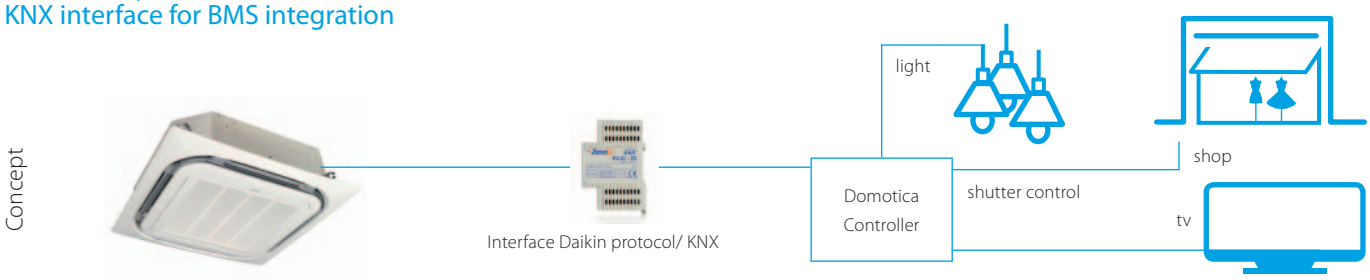


## KNX interface line-up

The integration of Daikin indoor units through the KNX interface allows monitoring and control of several devices, such as lights and shutters, from one central controller. One particularly important feature is the ability to programme a 'scenario' - such as "Home leave" - in which the end-user selects a range of commands to be executed simultaneously once the scenario is selected. For instance in "Home leave", the air conditioner is off, the lights are turned off, the shutters are closed and the alarm is on.

## KNX interface for

| |  KLIC-DD Size 45x45x15mm |  KLIC-DI Size 90x60x35mm | |
|---|---|---|---|
| | Split | Sky Air | VRV |
| **Basic control** | | | |
| On/Off | ● | ● | ● |
| Mode | Auto, heat, dry, fan, cool | Auto, heat, dry, fan, cool | Auto, heat, dry, fan, cool |
| Temperature | ● | ● | ● |
| Fan speed levels | 3 or 5 + auto | 2 or 3 | 2 or 3 |
| Swing | Stop or movement | Stop or movement | Swing or fixed positions (5) |
| **Advanced functionalities** | | | |
| Error management | Communication errors, Daikin unit errors | | |
| Scenes | ● | ● | ● |
| Auto switch off | ● | ● | ● |
| Temperature limitation | ● | ● | ● |
| Initial configuration | ● | ● | ● |
| Master and slave configuration | | ● | ● |

# BACnet Interface

## Integrated control system for seamless connection between VRV, applied systems, air handling units and BMS systems

- Interface for BMS system
- Communication via BACnet protocol (connection via Ethernet)
- Unlimited sitesize
- Easy and fast installation
- PPD data is available on BMS system (only for VRV)

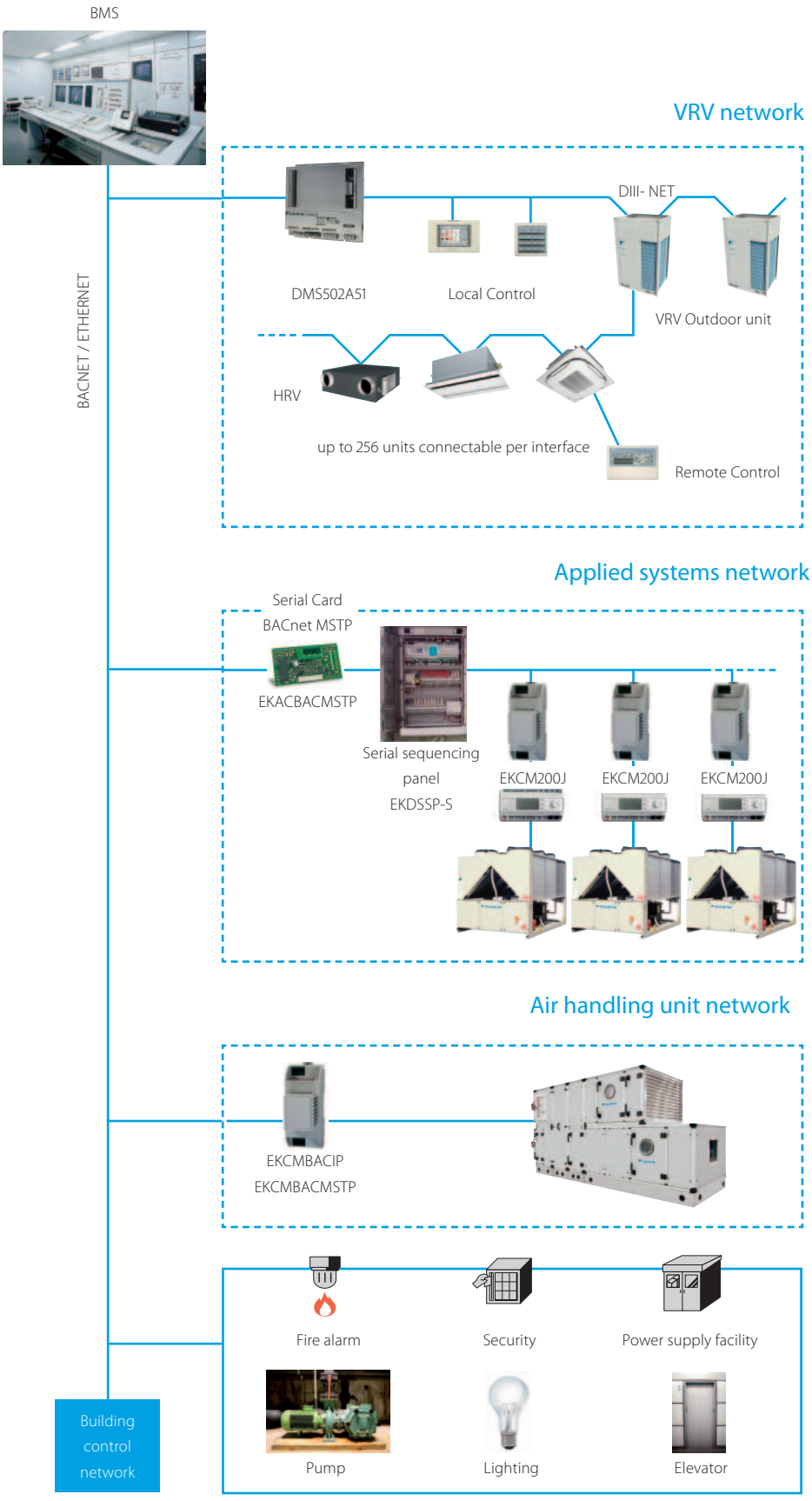

# LonWorks Interface

## Open network integration of VRV and applied systems monitoring and control functions into LonWorks networks

- Interface for Lon connection to LonWorks networks
- Communication via Lon protocol (twisted pair wire)
- Unlimited sitesize
- Quick and easy installation

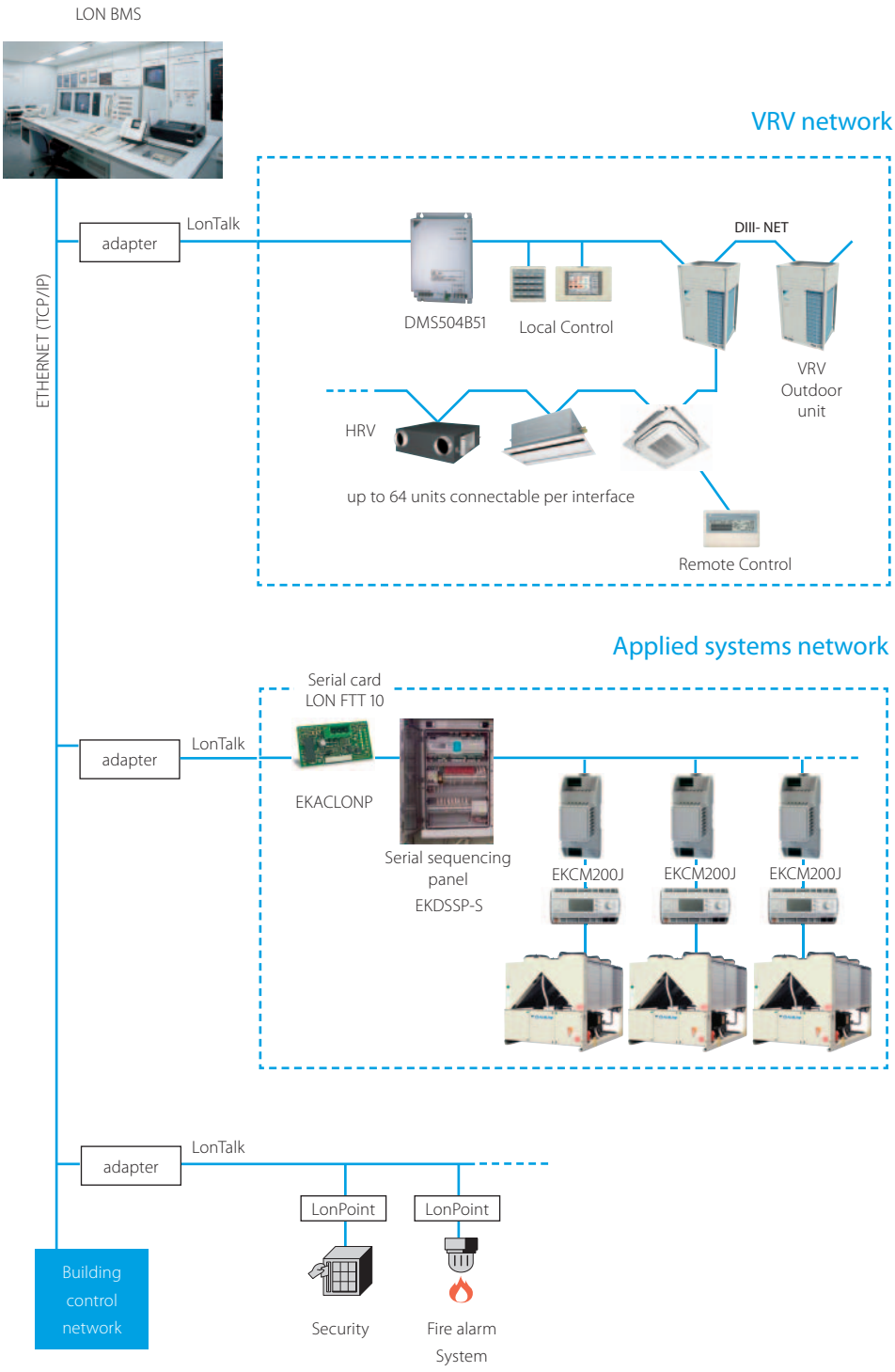

# Daikin Configurator Software

EKPCCAB3

## Simplified commissioning: graphical interface to configure, commission and upload system settings

## Simplified commissioning

The Daikin configurator for Daikin Altherma and VRV is an advanced software solution that allows for easy system configuration and commissioning:

- Less time is required on the roof configuring the outdoor unit
- Multiple systems at different sites can be managed in exactly the same way, thus offering simplified commissioning for key accounts
- Initial settings on the outdoor unit can be easily retrieved



Simplified commissioning

Retrieve initial system settings





## ACNSS

# Air Conditioning Network Service System

The challenge of your technical management is safeguarding in the long term optimal operation of your air conditioning system without incurring huge costs along the way. Daikin's Air Conditioning Network Service System improves the effectiveness of your management.

The network service system is a link via the internet, between the air conditioning system and Daikin's Remote Monitoring Centre. In so doing, expert service engineers monitor the operating status of the entire system nonstop all through the year. The 'ACNSS monitoring service' prevents troubles and prolongs the life of your equipment.

Thanks to the prediction of malfunctions and the technical advise following from data analysis, you not only maximise equipment availability, but also control cost without sacrificing comfort levels. Daikin's ACNSS is also supported by the optional 'ACNSS energy saving service' as energy use is one of the largest operating expenses of any business. This service enables you to optimise on power consumption without failing to keep the customer's amenity.

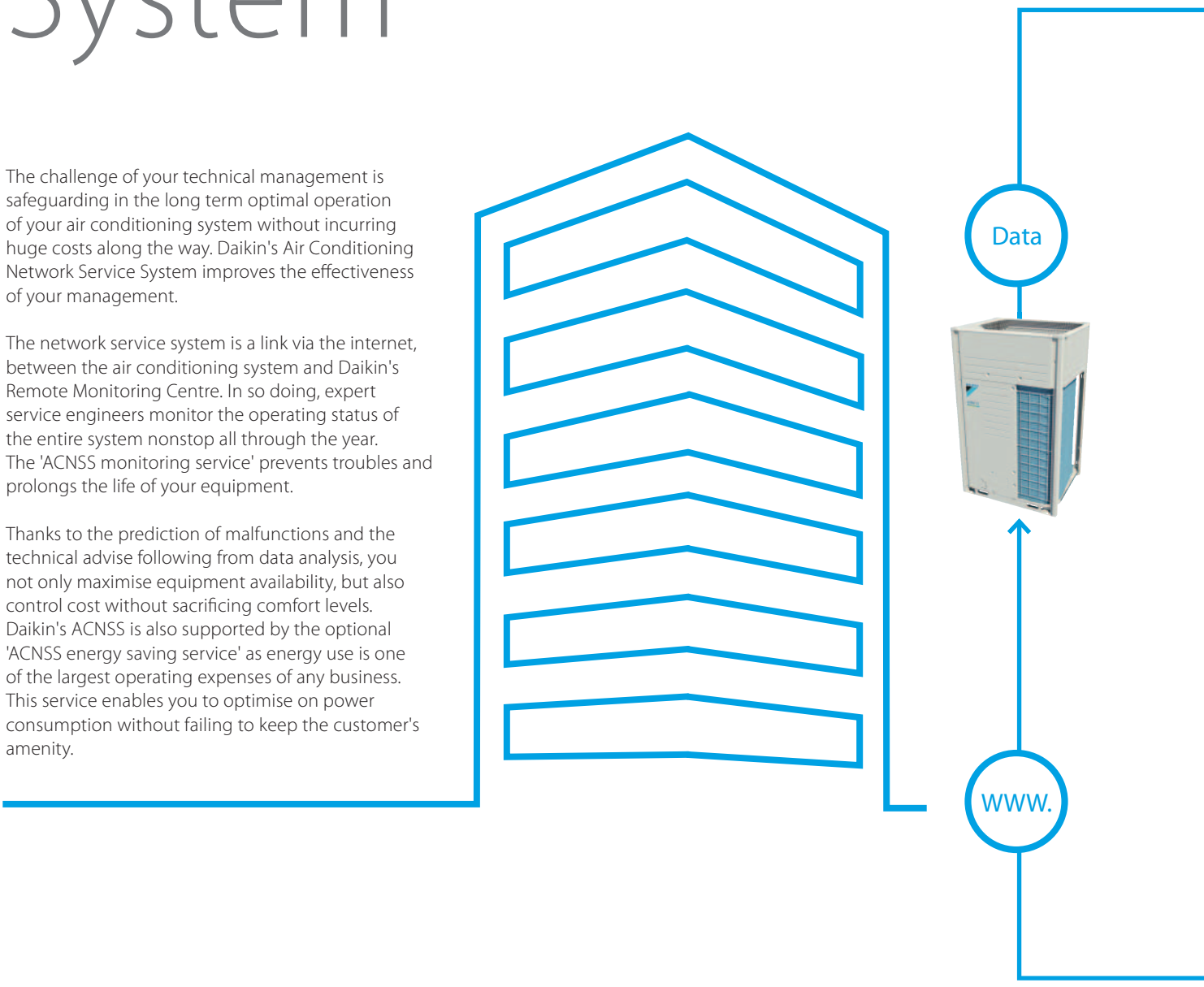

ACNSS monitoring service + ACNSS energy saving service

## Comfort maintained

### 1 Data transmission

Air conditioners's running information and other necessary data are collected and compiled, and sent to the centre. Advance failure forecasts and monitoring data for accidental problems are transmitted.

### 2 Daikin Remote Monitoring Centre

Daikin's control implemented



OPTION:

**energy-saving control determination**

Operating information is analyzed, and the optimum energy-saving control settings are calculated according to weather data for the region.



Weather information

intelligent touch Controller







intelligent touch Manager

Information to customers, service company

### 3 data analysis & system monitoring

Reporting data is reviewed and system is monitored 24/7 for any occurances.

Energy-saving Report
Maintenance Report
Malfunction and prediction call

* A contract with Daikin is necessary for applying Energy-saving Air conditioning Network Service System. If you would like an estimation, please contact us.
* Contact your Daikin responsible for connectable units

# Wireless room temperature sensor

## K.RSS

### Flexible and easy installation

- Accurate temperature measurement thanks to flexible placement of the sensor
- No need for wiring
- No need to drill holes
- Ideal for refurbishment

### Connection diagram Daikin indoor unit PCB (FXSQ-P example)




### Specifications

| | | | Wireless room temperature sensor kit (K.RSS) | |
|---|---|---|---|---|
| | | | Wireless room temperature receiver | Wireless room temperature sensor |
| Dimensions | | mm | 50 x 50 | ø 75 |
| Weight | | g | 40 | 60 |
| Power supply | | | 16VDC, max. 20 mA | N/A |
| Battery life | | | N/A | +/- 3 years |
| Battery type | | | N/A | 3 Volt Lithium battery |
| Maximum range | | m | 10 | |
| Operation range | | °C | 0~50 | |
| Communication | Type | | RF | |
| | Frequency | MHz | 868.3 | |

- Room temperature is sent to the indoor unit every 90 seconds or if the temperature difference is 0.2°C or larger.

# Wired room temperature sensor



## KRCS01-1B
## KRCS01-4B

- Accurate temperature measurement, thanks to flexible placement of the sensor

### Specifications

| | | |
|---|---|---|
| Dimensions (HxW) | mm | 60 x 50 |
| Weight | g | 300 |
| Length of branch wiring | m | 12 |

# ADAPTER PCBs

## Simple solutions for unique requirements

Daikin's adapter PCBs provide simple solutions for unique requirements. They are a low cost option to satisfy simple control requirements and can be used on single or multiple units.

| | | |
|---|---|---|
|  | **(E)KRP1B*** adapter for wiring | • Facilitates integration of auxiliary heating apparatus, humidifiers, fans, damper<br>• Powered by and installed at the indoor unit |
|  | **KRP2A*/KRP4A*** Wiring adapter for electrical appendices | • Remotely start and stop up to 16 indoor units (1 group) (KRP2A* via P1 P2)<br>• Remotely start and stop up to 128 indoor units (64 groups) (KRP4A* via F1 F2)<br>• Alarm indication/ fire shut down<br>• Remote temperature setpoint adjustment |
|  | **DTA104A*** Outdoor Unit External Control Adapter | • Individual or simultaneous control of VRV system operating mode<br>• Demand control of individual or multiple systems<br>• Low noise option for individual or multiple systems |
|  | **KRP928*** Interface adapter for DIII-net | • Allows integration of split units to Daikin central controls |
|  | **KRP413*** Wiring adapter normal open contact / normal open pulse contact | • Switch off auto restart after power failure<br>• Indication of operation mode / error<br>• Remotely start /stop<br>• Remotely change operation mode<br>• Remotely change fan speed |
| | **KRP980*** Adapter for split units without an S21 port | • Connect a wired remote control<br>• Connect to Daikin central controls<br>• Allow external contact |

## Concept and benefits

› Low cost option to satisfy simple control requirements
› Deployed on single or multiple units



AUTO-CLEANING PANEL





FILTERS



INTELLIGENT SENSORS

# Options & accessories


| | |
|---|---|
| Heating | 440 |
| Split | 442 |
| Sky Air | 444 |
| VRV | 448 |
| Ventilation and hot water | 454 |
| Chillers | 456 |
| Fan coil units | 462 |
| Air handling units | 464 |
| Refrigeration | 466 |
| Control Systems | 467 |

# Options - Heating

| Daikin Altherma hybrid heat pump | |
|---|---|
| Remote user interface (DE, FR, NL, IT) | EKRUCBL1 |
| Remote user interface (EN, SV, NO, FI) | EKRUCBL2 |
| Remote user interface (EN, ES, EL, PT) | EKRUCBL3 |
| Remote user interface (EN, TR, PL, RO) | EKRUCBL4 |
| Remote user interface (DE, CS, SL, SK) | EKRUCBL5 |
| Remote user interface (EN, HR, HU, BG) | EKRUCBL6 |
| Remote user interface (EN, DE, RU, DA) | EKRUCBL7 |
| Propane set | EKHY075787 |
| Concentric connection Ø 80/125 | EKHY090717 |
| Eccentric connnection Ø 80 | EKHY090707 |
| Cover plate 35 | EKHY093467 |
| Installation jig | EKHYMNT1 |
| Drain pan for reversible H/B | EKHYDP1 |
| Thermistor recirculator | EKTH2 |
| Roof Terminal PP/GLV 60/100 AR460 | EKFGP6837 |
| Weather Slate Steep Pb/GLV 60/100 18°-22° | EKFGS0518 |
| Weather Slate Steep Pb/GLV 60/100 23°-27° | EKFGS0519 |
| Weather Slate Steep PF 60/100 25°-45° | EKFGP7910 |
| Weather Slate Steep Pb/GLV 60/100 43°-47° | EKFGS0523 |
| Weather Slate Steep Pb/GLV 60/100 48°-52° | EKFGS0524 |
| Weather Slate Steep Pb/GLV 60/100 53°-57° | EKFGS0525 |
| Weather Slate Flat Alu 60/100 0°-15° | EKFGP1296 |
| Weather Slate Flat Alu 60/100 | EKFGP6940 |
| Wall Terminal Kit PP/GLV 60/100 | EKFGP2978 |
| Wall Terminal Kit low profile PP/GLV 60/100 | EKFGP2977 |
| Extension PP/GLV 60/100 x 500mm | EKFGP4651 |
| Extension PP/GLV 60/100 x 1000mm | EKFGP4652 |
| Elbow PP/GLV 60/100 30° | EKFGP4664 |
| Elbow PP/GLV 60/100 45° | EKFGP4661 |
| Elbow PP/GLV 60/100 90° | EKFGP4660 |
| Meas. Tee with Inspection Panel PP/GLV 60/100 | EKFGP4667 |
| Wall Bracket Dn.100 | EKFGP4631 |
| Wall Terminal Kit PP/GLV 60/100 | EKFGP1292 |
| Wall Terminal Kit low profile PP/GLV 60/100 | EKFGP1293 |
| Plume Managment Kit 60 UK Only | EKFGP1294 |
| Flue Deflector 60 UK Only | EKFGP1295 |
| PMK Elbow 60 90 UK Only | EKFGP1284 |
| PMK Elbow 60 45° (2 pcs) UK Only | EKFGP1285 |
| PMK Extension 60 L=1000 incl. breaket UK Only | EKFGP1286 |
| Roof Terminal PP/GLV 80/125 AR300 Ral-9011 | EKFGP6864 |
| Weather Slate Steep Pb/GLV 80/125 18°-22° | EKFGT6300 |
| Weather Slate Steep Pb/GLV 80/125 23°-27° | EKFGT6301 |

| Daikin Altherma ground source heat pump | |
|---|---|
| Ground source filling kit | KGSFILL |
| Remote user interface (DE, FR, NL, IT) | EKRUCBL1 |
| Remote user interface (EN, SV, NO, FI) | EKRUCBL2 |
| Remote user interface (EN, ES, EL, PT) | EKRUCBL3 |
| Remote user interface (EN, TR, PL, RO) | EKRUCBL4 |
| Remote user interface (DE, CS, SL, SK) | EKRUCBL5 |
| Remote user interface (EN, HR, HU, BG) | EKRUCBL6 |
| Remote user interface (EN, DE, RU, DA) | EKRUCBL7 |
| Digital I/O PCB | EKRP1HBAA |
| Demand PCB | EKRP1AHTA |
| Remote indoor sensor | KRCS01-1 |
| PC cable | EKPCCAB2 |
| Wire harness | EKGSCONBP1 |
| Room thermostat (wired) | EKRTWA |
| Room thermostat (wireless) | EKRTR1 |
| External sensor | EKRTETS |

| Daikin Altherma hybrid heat pump | |
|---|---|
| Weather Slate Steep PF 80/125 25°-45° Ral-9011 | EKFGP7909 |
| Weather Slate Steep Pb/GLV 80/125 43°-47° | EKFGT6305 |
| Weather Slate Steep Pb/GLV 80/125 48°-52° | EKFGT6306 |
| Weather Slate Steep Pb/GLV 80/125 53°-57° | EKFGT6307 |
| Weather Slate Flat Alu 80/125 0°-15° | EKFGP1297 |
| Weather Slate Flat Alu 80/125 | EKFGW5333 |
| Wall Terminal Kit PP/GLV 80/125 | EKFGW6359 |
| Extension PP/GLV 80/125 x 500mm | EKFGP4801 |
| Extension PP/GLV 80/125 x 10000mm | EKFGP4802 |
| Elbow PP/GLV 80/125 30° | EKFGP4814 |
| Elbow PP/ALU 80/125 45° | EKFGP4811 |
| Elbow PP/ALU 80/125 90° | EKFGP4810 |
| Inspection Elbow Plus PP/ALU 80/125 90° EPDM | EKFGP4820 |
| Wall Bracket Dn.100 | EKFGP4481 |
| Flex Kit PP Dn.60-80 | EKFGP1856 |
| Chimney Connection 60/100 | EKFGP4678 |
| Flex Kit PP Dn.80 | EKFGP2520 |
| Chimney Connection 80/125 | EKFGP4828 |
| Extension Flex PP 80 L=10 M | EKFGP6340 |
| Extension Flex PP 80 L=15 M | EKFGP6344 |
| Extension Flex PP 80 L=25 M | EKFGP6341 |
| Extension Flex PP 80 L=50 M | EKFGP6342 |
| Connector Flex-Flex PP 80 | EKFGP6324 |
| Spacer PP 80-100 | EKFGP6333 |
| Tee Flex 100 Boiler Connectionset 1 | EKFGP6368 |
| Flex 100-60 + Support Elbow | EKFGP6354 |
| Tee Flex 130 Boiler Connectionset 1 | EKFGP6215 |
| Flex 130-60 + Support Elbow | EKFGS0257 |
| Chimney Connection 60/100 | EKFGP4678 |
| Extension PP 60x500 | EKFGP5461 |
| Chimney Top PP 100 incl. Flue Pipe | EKFGP5497 |
| Adapter Flex-Fixed PP 100 | EKFGP6316 |
| Support Breaket Top Inox Dn.100 | EKFGP6337 |
| Extension Flex PP 100 L=10 M | EKFGP6346 |
| Extension Flex PP 100 L=15 M | EKFGP6349 |
| Extension Flex PP 100 L=25 M | EKFGP6347 |
| Connector Flex-Flex PP 100 | EKFGP6325 |
| Chimney Top PP 130 incl. Flue Pipe | EKFGP5197 |
| Adapter Flex-Fixed PP 130 | EKFGS0252 |
| Support Breaket Top Inox Dn.130 | EKFGP6353 |
| Extension Flex PP 130 L=30 M | EKFGS0250 |
| Connector Flex-Flex PP 130 | EKFGP6366 |
| Valve kit | EKVK1A |
| | EKVK2A |
| | EKVK3A |
| | EKHYPART |

| Daikin Altherma low temperature split | 4-8 kW | 11-16 kW |
|---|---|---|
| Drain pan for outdoor (excl heater) | EKDP008CA | |
| Drain pan heater | EKDPH008CA | |
| U-beams for outdoor | EKFT008CA | |
| Remote sensor for outdoor | EKRSCA1 | |
| Remote user interface (DE, FR, NL, IT) | EKRUCBL1 | |
| Remote user interface (EN, SV, NO, FI) | EKRUCBL2 | |
| Remote user interface (EN, ES, EL, PT) | EKRUCBL3 | |
| Remote user interface (EN, TR, PL, RO) | EKRUCBL4 | |
| Remote user interface (DE, CS, SL, SK) | EKRUCBL5 | |
| Remote user interface (EN, HR, HU, BG) | EKRUCBL6 | |
| Remote user interface (EN, DE, RU, DA) | EKRUCBL7 | |
| Indoor drain pan for new wall mounted H/B | EKHBDPCA2 | |
| PC cable | EKPCCAB1 | |
| Digital I/O PCB | | EKRP1HBAA |
| Bottom plate heater | | EKBPHTH16A |
| Drain kit | | EKDK04 |
| Snowcover | | EK016SNCA |
| Demand PCB | | EKRP1AHTA |
| Remote indoor sensor | | KRCS01-1B |
| Drain pan for indoor wall munted | | EKHBDPCA2 |
| Booster heater for tank integrated design | | EKBSHCA3V3 |

| Daikin Altherma integrated solar unit | |
|---|---|
| Room thermostat | EHS157034 |
| Mixer module | EHS157068 |
| Gateway for apps | EHS157056 |
| 9kW backup heater | EKBU9C |

| Daikin Altherma low temperature monobloc | 6-8 kW | 11-16 kW |
|---|---|---|
| Back up heater | EKMBUHBA6V3 | |
| Cable | EKCOMCAB1 | |
| Digital I.O PCB | | EKRP1HBAA |
| Bottom plate heater | | EKBPHTH16A |
| Drain kit | | EKDK04 |

| Daikin Altherma high temperature split | |
|---|---|
| Bottom plate heater | EKBPHTH16A |
| Digital I/O PCB | EKRP1HBAA |
| Demand PCB | EKRP1AHTA |
| Remote user interface | EKRUAHTB |
| Back up heater for HT | EKBUHAA6V3 |
| Back up heater for HT | EKBUHAA6W1 |
| Refrigerant stop valves | EKRSVHTA |
| UK tank kit | EKUHWHTA |
| Compatibility kit 1 | EKMKHT1A |
| Compatibility kit 2 | EKMKHT2A |

**Daikin Altherma Flex Type**

| options for outdoor unit | EKHVMRD | EKHVMYD |
|---|---|---|
| Refnet header | KHRQ(M)22M29H8 | KHRQ(M)23M29H8 |
| Refnet header | KHRQ(M)22M64H8 | KHRQ(M)23M64H8 |
| Refnet joint | KHRQ(M)22M20T8 | KHRQ(M)23M20T8 |
| Refnet joint | KHRQ(M)22M29T8 | KHRQ(M)23M29T8 |
| Refnet joint | KHRQ(M)22M64T8 | KHRQ(M)23M64T8 |
| central drain pan kit | KWC25C450 | KWC25C450 |

| options for indoor unit | |
|---|---|
| Stand alone kit | EKFMAHTB |
| I/O PCB | EKRP1HBAA |
| Demand PCB | EKRP1AHTA |
| Remote user interface | EKRUAHTB |
| Individual billing - connection kit | EKMBIL1 |

| | |
|---|---|
| Back up heater kit | EKBUHAA6V3 |
| Back up heater kit | EKBUHAA6W1 |

| Tanks | EKHWS | EKHWP | EKHTS |
|---|---|---|---|
| Wall bracket | EKWBSWW150 | | |
| Connection kit EKHWP300 for low temperature (heating only / heating and cooling) | | EKDVCPLT3HX | |
| Connection kit EKHWP500 for low temperature (heating only) | | EKDVCPLT5H | |
| Connection kit EKHWP500 for low temperature (heating and cooling) | | EKDVCPLT5X | |
| Connection kit for high temperature and VRV indoor HXHD125 (EKHWP300/ EKHWP500) | | EKEPHT3H / EKEPHT5H | |
| Connection kit for Daikiin Altherma Flex Type (heating only) | | EKEPHT3H | |
| Connection kit for Daikiin Altherma Flex Type (heating and cooling) | | EKEPHT3H + 156034 | |
| 3 way valve | | 3-W-UV2 | |
| Booster heater with melting fuse (900mm) | | EKBH3S | |
| Option kit (EKHTS / EKHTSU) | | | EKFMALTA / EKUHWHTA |

| Heat pump convector | |
|---|---|
| Valve kit | EKVKHPC |

| Solar collectors | |
|---|---|
| Mounting kit on roof (antracite) | EKSRCAP |
| Mounting kit on roof (red) | EKSRCRP |
| Mounting kit on roof (excl. Roof tile) | EKSRCP |
| Gravity brake | 16 50 70 |
| Flow sensor | FLS12 |
| Flow regulating valve with flow rate indicator | FLG |
| Connection set for additional heat source | EWS |
| Hot water recirculation kit | ZKL |
| Thermostatic antiscald mixing valve + 1" screw connection set | VTA32 + 156016 |
| Solar Expansion vessel 12l | MAGS12 |
| Solar Expansion vessel 25l | MAGS25 |
| Solar Expansion vessel 35l | MAGS35 |
| Pressureless Connection piping between solar panel & pump station: 15 meter | CON 15 |
| Pressureless Connection piping between solar panel & pump station: 20 meter | CON 20 |
| Unpressurised elongation pipe 2.5 m including couplings | CON X 25 |
| Unpressurised elongation pipe 5 m including couplings | CON X 50 |
| Unpressurised elongation pipe 10 m including couplings | CON X 100 |
| Unpressurised elongation for inlet pipe 8 meter | CON XV 80 |
| Pressure solar pipe DN16 - 15m | CON15P16 |
| Connectors DN16 | CONXP16 |
| Pressure solar pipe DN20 - 15m | CON15P20 |
| Connectors DN20 | CONXP20 |
| Connectors DN20 | CON CP16 |
| Connectors DN20 | CON CP20 |
| Mounting kit IN-ROOF | RCIP |
| Mounting kit FLAT ROOF | RCFP |
| Additional roof breakthrough for opposite side connection | CON FE |
| Connection kit between 2 solar panels | FIX VBP |
| Connection kit between 2 rows of Collectors | CON RVP |
| Connection kit between 2 rows of Collectors | CON LCP |
| Mounting support for V26P | FIX MP 130 |
| Mounting support for H26P | FIX MP 200 |
| Mounting support for V21P | FIX MP 100 |
| Suporting shell for pressureless connection pipe | TS |
| Standard mounting set for on-roof mounting suitable for roof tiles | FIX AD |
| Variable height mounting set for on-roof mounting suitable for roof tiles | FIX ADP |
| Mounting set for on-roof mounting | FIX ADD |
| Mounting set for on-roof mounting suitable for flat tiles e.g. shingles | FIX ADS |
| Mounting set for on-roof mounting suitable for corrugated plates | FIX - WD |
| Mounting set for on-roof mounting suitable for metal roofs | FIX BD |
| Basic IN ROOF installation kit for 2 EKSV21P | IBV21P |
| Extension IN ROOF installation kit for 1 additional EKSV21P | IEV21P |
| Basic IN ROOF installation kit for 2 EKSV26P | IBV26P |
| Extension IN ROOF installation kit for 1 additional EKSV26P | IEV26P |
| IN ROOF covering slate complementing kit | FIX-IES |
| Basic FLAT ROOF support frame for 2 EKSV26P | FB V26P |
| Extension FLAT ROOF support frame for additional EKSV26P | FE V26P |
| Basic FLAT ROOF support frame for 1 EKSH26P | FB H26P |
| Extension FLAT ROOF support frame for additional EKSH26P | FE H26P |
| Release tool | FIX LP |
| Glycol fluid 20 l | GFL |

# Options - Split

| | | FTXZ-N | FTXJ-LW/S | FTXG-LW/S | FTXM-K | CTXS15-35K FTXS20-25K | FTXS35-50K |
|---|---|---|---|---|---|---|---|
| Adapters and controls | **Wired remote control** | - | BRC944 (3) | BRC944 (3) | BRC944 (3) (5) | BRC944 (3) (5) | BRC944 (3) |
| | **Wireless remote control** | - | - | - | - | - | - |
| | **Simplified remote control** | - | - | - | - | - | - |
| | **Remote control for hotel use** | - | - | - | - | - | - |
| | **Cord for wired remote control - 3m** | - | BRCW901A03 | BRCW901A03 | BRCW901A03 | BRCW901A03 | BRCW901A03 |
| | **Cord for wired remote control - 8m** | - | BRCW901A08 | BRCW901A08 | BRCW901A08 | BRCW901A08 | BRCW901A08 |
| | **Wiring adapter normal open contact / normal open pulse contact** | KRP413A1S (1) | KRP413A1S (1) | KRP413A1S (1) | KRP413A1S (1) ((5) (20-25 class)) | KRP413A1S (1) (5) | KRP413A1S (1) |
| | **Centralised control board - up to 5 rooms** | KRC72 (2) | KRC72 (2) | KRC72 (2) | KRC72 (2) | KRC72 (2) | KRC72 (2) |
| | **Anti-theft protection for remote control** | KKF936A4 | KKF910A4 | KKF910A4 | KKF910A4 (20-25 class) KKF910A3 (35-42-50 class) | KKF910A4 | KKF910A4 |
| | **Interface adapter for wired remote control** | - | - | - | KRP980A1 (20-25 class) | KRP980A1 | - |
| | **Wiring adapter for electrical appendices** | - | - | - | - | - | - |
| | **Remote sensor** | - | - | - | - | - | - |
| | **Installation box for adapter PCB** | - | - | - | - | - | - |
| | **Electric box with earth terminal 3 blocks** | - | - | - | - | - | - |
| | **Electric box with earth terminal 2 blocks** | - | - | - | - | - | - |
| | **Interface adapter for DIII-net** | KRP928A2S | KRP928BA2S | KRP928A2S | KRP928A2S (5) | KRP928A2S (5) | KRP928A2S (5) |
| | **Online controller** | BRP069A42 (available from 01/15) | BRP069A41 | BRP069A41 | BRP06942 (5) (20-25 class) BRP06941 (35-42-50 class) | BRP06942 (5) | BRP06942 |
| | **Modbus gateway** | RTD-RA | RTD-RA | RTD-RA | RTD-RA | RTD-RA (5) | RTD-RA |
| | **KNX gateway** | KLIC-DD | KLIC-DD | KLIC-DD | KLIC-DD | KLIC-DD (5) | KLIC-DD |
| Others | **Titanium apatite photocatalytic air-purification filter without frame** | - | KAF970A46 | - | KAF970A46 (20-25 class) | - | - |
| | **Photocatalytic deodorising filter, with frame** | - | - | - | - | - | - |
| | **Photocatalytic deodorising filter, without frame** | - | - | - | - | - | - |
| | **Air purification filter, with frame** | - | - | - | - | - | - |
| | **Installation leg** | - | - | - | - | - | - |

(1) Wiring adapter supplied by Daikin. Time clock and other devices : to be purchased locally; (2) Wiring adapter is also required for each indoor unit; (3) Cord for wired remote control BRCW901A03 or BRCW901A08 required; (4) Standard there is no remote control delivered with this indoor unit. Wired or wireless control to be ordered separately; (5) Interface adapter KRP980A1 required.

| | | SIESTA INDOOR UNITS | | | |
|---|---|---|---|---|---|
| | | ATXL-JV | ATXS-K | ATX-J3 | ATX-K |
| Adapters and controls | **Wired remote control** | BRC944 (3) (5) | BRC944 (3) | BRC944 (3) (5) | BRC944 (3) (5) |
| | **Wireless remote control** | - | - | - | - |
| | **Simplified remote control** | - | - | - | - |
| | **Remote control for hotel use** | - | - | - | - |
| | **Cord for wired remote control - 3m** | BRCW901A03 | BRCW901A03 | BRCW901A03 | BRCW901A03 |
| | **Cord for wired remote control - 8m** | BRCW901A08 | BRCW901A08 | BRCW901A08 | BRCW901A08 |
| | **Wiring adapter normal open contact / normal open pulse contact** | - | KRP413AB1S (1) | - | - |
| | **Centralised control board - up to 5 rooms** | - | KRC72A (2) | - | - |
| | **Anti-theft protection for remote control** | KKF917A4 | KKF910A4 | KKF910A4 | KKF917A4 |
| | **Interface adapter for wired remote control** | KRP980A1 | KRP980A1 | KRP980A1 | KRP980A1 |
| | **Wiring adapter for electrical appendices** | - | - | - | - |
| | **Remote sensor** | - | - | - | - |
| | **Installation box for adapter PCB** | - | - | - | - |
| | **Electric box with earth terminal 3 blocks** | - | - | - | - |
| | **Electric box with earth terminal 2 blocks** | - | - | - | - |
| | **Interface adapter for DIII-net** | - | KRP928BB2S | - | - |
| | **Online controller** | BRP06942 (5) | BRP069A42 | BRP06942 (5) | BRP06942 (5) |
| | **Modbus gateway** | RTD-RA (5) | - | RTD-RA (5) | RTD-RA (5) |
| | **KNX gateway** | KLIC-DD (5) | - | KLIC-DD (5) | KLIC-DD (5) |
| Others | **Titanium apatite photocatalytic air-purification filter without frame** | KAF971A42 | - | KAF971A42 | - |
| | **Photocatalytic deodorising filter, with frame** | - | - | - | - |
| | **Photocatalytic deodorising filter, without frame** | - | - | - | - |
| | **Air purification filter, with frame** | - | - | - | - |
| | **Installation leg** | - | - | - | - |

| | | RXZ-N | RXJ-L | RXG-L | RXM-L | RXS-L(3) | RXS-F8 |
|---|---|---|---|---|---|---|---|
| Others | **Air direction adjustment grille** | - | - | KPW945A4 (50 class) | - | - | - |
| | **Drain plug** | - | KKP945A4 | - | KKP945A4 | - | - |
| | **Humidifying hose L joint (10 pcs.)** | KPMJ983A4L | - | - | - | - | - |
| | **L-shape cuffs for humidification (10pcs)** | KPMH950A4L | - | - | - | - | - |
| | **Humidifying hose extension set 2m** | KPMH974A402 | - | - | - | - | - |
| | **Hose for humidification (10m)** | KPMH974A42 | - | - | - | - | - |

Notes: (1) Wiring adapter supplied by Daikin. Time clock and other devices : to be purchased locally; (2) Wiring adapter is also required for each indoor unit; (3) Cord for wired remote control BRCW901A03 or BRCW901A08 required; (4) Standard there is no remote control delivered with this indoor unit. Wired or wireless control to be ordered separately; (5) Interface adapter KRP980A1 required.

| INDOOR UNITS | | | | | | | | | |
|---|---|---|---|---|---|---|---|---|---|
| **FTXS-G** | **FTX-J3** | **FTX-GV** | **FTX-K** | **FVXG-K** | **FVXS-F** | **FDXS-F(9)** | **FLXS-B(9)** | **FTXLS-K** | **FTXL-JV** |
| BRC944 (3) | BRC944B2 (3) (5) | BRC944 (3) | BRC944B2 (3) | BRC944 (3) | - | BRC1D52<br>BRC1E52A<br>BRC1E52B (4) | - | BRC944 (3) | BRC944 (3) (5) |
| - | - | - | - | - | - | BRC4C65 | - | - | - |
| - | - | - | - | - | - | BRC2C51 | - | - | - |
| - | - | - | - | - | - | BRC3A61 | - | - | - |
| BRCW901A03 | BRCW901A03 | BRCW901A03 | BRCW901A03 | BRCW901A03 | - | - | - | BRCW901A03 | BRCW901A03 |
| BRCW901A08 | BRCW901A08 | BRCW901A08 | BRCW901A08 | BRCW901A08 | - | - | - | BRCW901A08 | BRCW901A08 |
| KRP413A1S (1) | - | KRP413A1S (1) | - | KRP413A1S (1) | KRP413A1S (1) | - | KRP413A1S (1) | KRP413A1S (1) | - |
| KRC72 (2) | - | KRC72 (2) | - | KRC72 (2) | KRC72 (2) | - | KRC72 (2) | KRC72 (2) | - |
| KKF910A4 | KKF917A4 | KKF917AA4 | KKF917A4 | KKF910A4 | - | - | KKF917AA4 | KKF910A4 | KKF917A4 |
| - | KRP980A1 | - | KRP980A1 | - | - | - | - | - | KRP980A1 |
| - | - | - | - | - | - | KRP4A54 | - | - | - |
| - | - | - | - | - | - | KRCS01-4 | - | - | - |
| - | - | - | - | - | - | KRP1BA101 | - | - | - |
| - | - | - | - | - | - | KJB311A | - | - | - |
| - | - | - | - | - | - | KJB212A | | | - |
| KRP928A2S | - | KRP928A2S | - | KRP928A2S | KRP928A2S | - | KRP928A2S | KRP928BB2S | - |
| BRP069A42 | BRP06942 (5) | BRP069A42 | BRP069A42 | BRP069A42 | BRP069A42 | - | BRP069A42 | BRP069A42 | BRP06942 (5) |
| RTD-RA | RTD-RA (5) | RTD-RA | RTD-RA | RTD-RA | RTD-RA | RTD-NET | - | RTD-RA | RTD-RA (5) |
| KLIC-DD | KLIC-DD (5) | KLIC-DD | | KLIC-DD | KLIC-DD | KLIC-DI | KLIC-DD | KLIC-DD | KLIC-DD (5) |
| | | | | | | | | | |
| - | KAF971A42 | KAF952B42 | KAF970A46 | - | - | - | - | KAF970A46 | KAF971A42 |
| - | - | - | - | - | - | - | KAZ917B41 | - | - |
| - | - | - | - | - | - | - | KAZ917B42 | - | - |
| - | - | - | - | - | - | - | KAF925B41 | - | - |
| - | - | - | - | BKS028 | - | - | - | - | - |

| OUTDOOR UNITS | | | | | | | | | |
|---|---|---|---|---|---|---|---|---|---|
| RX-K | RX-GV(B) | RXLG-M | RXLS-M | RXL-M(3) | ARXL-M | ARXS-L(3) | ARX-K | MXS-E/F/G/H/K | AMX-G/E |
| KPW937C4 | KPW945A4 | - | - | - | - | - | KPW937C4 | KPW945A4 | - |
| KKP937A4 | - | - | - | - | - | - | KKP937A4 | | - |
| - | - | - | - | - | - | - | - | - | - |
| - | - | - | - | - | - | - | - | - | - |
| - | - | - | - | - | - | - | - | - | - |
| - | - | - | - | - | - | - | - | - | - |

*Note: blue cells contain preliminary data

| | INDOOR UNITS | | | | | |
|---|---|---|---|---|---|---|
| **Description** | **FCQHG-F** | **FCQG-F** | **FFQ-C** | **ACQ-D** | **FDBQ-B** | **FBQ-D** |
| Wired remote control | BRC1D52<br>BRC1E52A (3)<br>BRC1E52B (4) | BRC1D52<br>BRC1E52A (3)<br>BRC1E52B (4) | BRC1D528<br>BRC1E52A (3)<br>BRC1E52B(4)(9) | ARCWB | BRC1D52<br>BRC1E52A (3)<br>BRC1E52B (4) | BRC1D52<br>BRC1E52A (3)<br>BRC1E52B (4) |
| Intelligent touch controller | DCS601C51 | DCS601C51 | DCS601C51 | - | - | DCS601C51 (2) |
| Infrared remote control (heat pump) | BRC7FA532F (5) | BRC7FA532F (5) | BRC7EB530W<br>BRC7F530W<br>BRC7F530S (8-9) | ADP125A (11) | - | BRC4C65 |
| Simplified remote control (with operation mode selector button) | - | - | BRC2E52C (12) | - | - | BRC2E52C (12) |
| Simplified remote control (without operation mode selector button) | - | - | BRC3E52C (12) | - | - | - |
| Residential central remote control | - | - | - | - | - | - |
| Remote control for hotel use | BRC3A61 | BRC3A61 | - | - | - | BRC3E52C |
| Centralised remote control | DCS302C51 | DCS302C51 | DCS302B51 | - | - | DCS302C51 |
| Unified ON/OFF control | DCS301B51 | DCS301B51 | DCS301B51 | - | - | DCS301B51 |
| Schedule timer | DST301B51 | DST301B51 | DST301B51 | - | - | DST301B51 |
| Adapter for wiring (interlock for fresh air intake fan) | - | - | - | - | - | KRP1BA59 |
| Adapter for external ON/OFF and monitoring/for electrical appendices | KRP1B57<br>KRP4A53 (1)(5) | KRP1B57<br>KRP4A53 (1)(5) | KRP1B57<br>KRP4A53(6) | - | - | KRP4A52 (1)<br>KRP2A51 (1) |
| Interface adapter for Sky Air | - | - | - | - | - | DTA112B51 |
| Installation box for adapter PCB | KRP1H98 (5) | KRP1H98 (5) | KRP1B101<br>KRP1BA101 | - | - | KRP1B(A)101 |
| Remote sensor | KRCS01-4 | KRCS01-4 | KRCS01-4 | - | - | KRCS01-4B |
| Remote ON/OFF, forced OFF | EKRORO2 | - | - | - | - | - |
| Electrical box with earth terminal (3 blocks) | KJB311A | KJB311A | - | - | - | - |
| Electrical box with earth terminal (2 blocks) | KJB212A | KJB212A | - | - | - | - |
| Electrical box with earth terminal | - | - | - | - | - | KJB411A |
| Adapter for wiring (hour meter) | EKRP1C11 (1)(5) | EKRP1C11 (1)(5) | EKRP1B2 | - | EKRP1B2 | - |
| Digital input adaptor | - | - | BRP7A51 (1) (13) | - | - | BRP7A51 |
| Options PCB for external electrical heater, humidifier and/or hour meter | - | - | - | - | - | EKRP1B2A (7) |
| Option PCB for group control (NIM03) | - | - | - | R04084124324 | - | - |
| Mounting plate for adapter PCB | - | - | - | - | - | - |

Notes: (1) Installation box for adapter PCB is necessary; (2) Interface adapter for Sky Air series (DTA112B51) is necessary; (3) Including following languages: English, German, French, Italian, Spanish, Dutch, Greek, Russian, Turkish, Portuguese, Polish; (4) Including following languages: English, German, Czech, Croatian, Hungarian, Romanian, Slovenian, Bulgarian, Slovak, Serbian, Albanian; (5) Option not available in combination with BYCQ140*G; (6) Installation box for adapter PCB (KRP1B101) is necessary; (7) Electrical heater, humidifier and hour meter are field supply. These parts should not be installed inside the equipment; (8) Sensing function is not available; (9) Independently controllable flaps function is not available; (10) With the infrared remote control, the individual flap control and automatic air volume control cannot be controlled; (11) Including decoration panel; (12) Including following languages: English, German, French, Dutch, Spanish, Italian, Portuguese; (13) Only possible in combination with simplified remote control BRC2/3E52C; (14) For residential use only. Cannot be used with other centralised control equipment

| INDOOR UNITS | | | | | | | | |
|---|---|---|---|---|---|---|---|---|
| **FDQ-C** | **FDQ-B** | **ABQ-C** | **FAQ-C** | **FHQ-C** | **AHQ-C** | **FUQ-C** | **FNQ-A** | **FVQ-C** |
| BRC1D52<br>BRC1E52A (3)<br>BRC1E52B (4) | BRC1D52<br>BRC1E52A (3)<br>BRC1E52B (4) | - | BRC1D52<br>BRC1E52A (3)<br>BRC1E52B (4) | BRC1D52<br>BRC1E52A (3)<br>BRC1E52B (4) | ARCWB | BRC1D52<br>BRC1E52A (3)<br>BRC1E52B (4) | BRC1D52<br>BRC1E51A<br>BRC1E52A<br>BRC1E52B | BRC1D52<br>BRC1E52A (3)<br>BRC1E52B (4) |
| DCS601C51 | - | - | DCS601C51 | - | - | - | - | DCS301C51 |
| BRC4C65 | - | - | BRC7EB518 | BRC7G53 | - | BRC7C58 (10) | BRC4C65 | - |
| - | - | - | BRC2C51 | - | - | - | BRC2E52C (12) | BRC2E52C |
| - | - | - | - | - | - | - | - | - |
| - | - | - | - | - | - | - | DCS303A51 | - |
| - | - | - | BRC3A61 | - | - | - | BRC3E52C7 (3) (15) | BRC3A61 |
| DCS302C51 | DCS302C51 | - | DCS302C51 | DCS302C51 | - | DCS302C51 | DCS302CA51 | DCS302C51 |
| DCS301B51 | DCS301B51 | - | DCS301B51 | DCS301B51 | - | DCS301B51 | DCS301BA51 | DCS301B51 |
| DST301B51 | DST301B51 | - | DST301B51 | DST301B51 | - | DST301B51 | DST301BA51 | DST301B51 |
| KRP1C64 | KRP1B54 | - | - | - | - | - | - | - |
| KRP4A51 | KRP4A51 | - | KRP4A51 (1) | KRP1B54<br>KRP4A52(1) | - | KRP4A53 (1) | KRP4A54 | KRP1B57<br>KRP4A52 |
| - | DTA112B51 | - | - | - | - | - | - | - |
| - | - | - | KRP4A93 | KRP1D93A | - | KRP1B97 | KRP1BA101 | KRP4AA95 |
| KRCS01-4B | - | - | KRCS01-1 | KRCS01-4B | - | KRCS01-4 | KRCS01-4B | - |
| EKRORO3 | EKRORO | - | - | EKRORO4 | - | EKRORO5 | - | - |
| - | - | - | KJB311A | KJB311A | - | KJB311A | KJB212AA | - |
| - | - | - | KJB212A | KJB212A | - | KJB212A | KJB311AA | - |
| - | - | - | - | - | - | - | - | |
| - | - | - | - | - | - | - | - | - |
| - | - | - | - | - | - | - | BRP7A51 (1) (13) | |
| EKRP1B2 | EKRP1B2 | - | - | - | - | - | - | - |
| - | - | R04084124324 | - | - | R04084124324 | - | - | - |
| KRP4A96 | - | - | - | - | - | - | - | - |

*Note: blue cells contain preliminary data

| Description | INDOOR UNITS | | | | | |
|---|---|---|---|---|---|---|
| | FCQHG-F | FCQG-F | FFQ-C | ACQ-D | FDBQ-B | FBQ-D |
| Replacement long-life filter | KAFP551K160 | KAFP551K160 | KAFQ441BA60 | - | - | - |
| Drain pump kit | Standard | Standard | Standard | Standard | - | Standard |
| L-type piping kit (upward direction) | - | - | - | - | - | - |
| Sealing member of air discharge outlet | KDBHQ55B140 (4) | KDBHQ55B140 (4) | BDBHQ44C60 | - | - | - |
| Decoration panel for air discharge | - | - | - | - | - | - |
| Decoration panel | BYCQ140D<br>BYCQ140DW(1)<br>BYCQ140DG (2)(3) | BYCQ140D<br>BYCQ140DW(1)<br>BYCQ140DG (2)(3) | BYFQ60B3<br>BYFQ60C2W1W<br>BYFQ60C2W1S (6) | ADP125A (10) | - | BYBS32D (35 class)<br>BYBS45D (50 class)<br>BYBS71D (60-71 class)<br>BYBS125D (100-140 class) |
| Kit for mounting of decoration panel direct onto unit | - | - | - | - | - | EKBYBSD (9) |
| Fresh air intake kit (direct installation type) | KDDQ55B140-1 (4)<br>KDDQ55B140-2 (6) | KDDQ55B140-1 (4)<br>KDDQ55B140-2 (6) | KDDQ44XA60 | - | - | - |
| Air discharge adapter for round duct | - | - | - | - | - | KDAJ25K36A (35 class)<br>KDAJ25K56A (50 class)<br>KDAJ25K71A (60-71 class)<br>KDAJ25K140A (100-140 class) |
| Panel spacer | - | - | KDBQ44B60 | - | - | - |
| Sensor kit | BRYQ140A (5) | BRYQ140A (5) | BRYQ60A2W<br>BRYQ60A2S (7) | - | - | - |
| Noise filter | - | - | - | - | - | - |

Notes: (1) The BYCQ140DW has white insulations. Be informed that dirt is more visible on white insulation and that it is consequently not advised to install the BYCQ140DW decoration panel in environments

| Description | | OUTDOOR UNITS | | | |
|---|---|---|---|---|---|
| | | RZQG-L9V1/L(8)Y1 | RZQSG-L3/9V1/L(8)Y1 | RZQ-C | AZQS-B8V1/BY1 |
| Central drain plug | | - | - | KWC26B280 | - |
| Refrigerant branch piping | For twin | KHRQ22M20TA (KHRQ58T) [2] | KHRQ22M20TA (KHRQ58T) [2] | KHRQ22M20TA | - |
| | For triple | KHRQ127H (KHRQ58T) [2] | KHRQ127H (KHRQ58T)[2] | KHRQ250H7 | - |
| | For double twin | KHRQ22M20TA (3x) (KHRQ58T)[2] | KHRQ22M20TA (3x) (KHRQ58T)[2] | KHRQ22M20TA (x3) | - |
| Demand adapter kit | | KRP58M51MK | KRP58M51 (71 class)<br>KRP58M51MK | KRP58M51 | KRP58M51 (71 class)<br>KRP58M51MK |
| Bottom plate heater | | EKBPH140L7 1 | - | - | - |

Notes: (1) Bottom plate heater is only available for RZQG* models; (2) For combination of RZQ(S)G71-140 in combination with FCQG35-71F or FCQHG71F use the refrigerant branch piping mentioned between brackets; (3) For RZQG71

| Description | ROOFTOPS | |
|---|---|---|
| | UATYQ-C | UATYP-AY1(B) |
| Rooftop controller | ● | - |
| PCB | ● | - |
| EXV | ● | - |
| Gold Fin (NA549) | ● | - |
| Scroll compressor | ● | - |
| Saranet Air Filter | ● | - |
| Side flow | ● | - |
| Convertible | ● | - |
| Filter drier | ● | - |
| High pressure switch | ● | - |
| Low pressure switch | ● | - |
| Economiser | ECONO-AY1 | - |

| INDOOR UNITS | | | | | | | | |
|---|---|---|---|---|---|---|---|---|
| **FDQ-C** | **FDQ-B** | **ABQ-C** | **FAQ-C** | **FHQ-C** | **AHQ-C** | **FUQ-C** | **FNQ-A** | **FVQ-C** |
| - | - | - | - | KAFP501A56 (35-50 class)<br>KAFP501A80 (60-71 class)<br>KAFP501A160 (100-125 class) | - | KAFP551K160 | - | KAFJ95L160 |
| Standard | - | - | K-KDU572EVE | KDU50P60 (35-60 class)<br>KDU50P140 (71-125 class) | - | - | - | - |
| - | - | - | - | KHFP5M35 (35 class)<br>KHFP5N63 (50-60 class)<br>KHFP5N160 (71-125 class) | - | - | - | - |
| - | - | - | - | - | - | KDBHP49B140 | - | - |
| - | - | - | - | - | - | KDBTP49B140 | - | - |
| BYBS125D(9) | BYBS125D(9) | - | - | - | - | - | - | - |
| EKBYBSD | EKBYBSD | - | - | - | - | - | - | - |
| - | - | - | - | KDDQ50A140 | - | - | - | - |
| KDAJ25K140A | KDAJ25K140A | - | - | - | - | - | - | - |
| - | - | - | - | - | - | - | - | - |
| - | - | - | - | - | - | - | - | - |
| - | - | - | KEK26-1A | - | - | - | KEK26-1A | - |

*Note: blue cells contain preliminary data

| | VRV IV with continuous heating | | | | | | VRV IV without | |
|---|---|---|---|---|---|---|---|---|
| | RYYQ8-12T | RYYQ14-20T | RYMQ8-12T | RYMQ14-20T | 2-module systems | 3-module systems | RXYQ8-12T | RXYQ14-20T |
| **Multi-module connection kit (obligatory) -** Connects multiple modules into a single refrigerant system | - | - | - | - | BHFQ22P1007 | BHFQ22P1517 | - | - |
| **Extended level difference kit -** Allows outdoor unit to be more than 50m above indoor units | - | - | - | - | - | - | - | - |
| **Central drain pan kit -** Installs onto the underside of the outdoor unit and collects drain water from all bottom plate outlets into a single outlet. In cold areas should be heated by a field-supplied heater to prevent drain water from freezing in the drain pan. | - | - | - | - | - | - | - | - |
| **Heater tape kit -** Optional electrical heater to guarantee trouble-free operation in extremely cold and humid climates (one per outdoor unit needed) | EKBPH012T + EKBPHPCBT | EKBPH020T + EKBPHPCBT | EKBPH012T + EKBPHPCBT | EKBPH020T + EKBPHPCBT | - | - | EKBPH012T + EKBPHPCBT | EKBPH020T + EKBPHPCBT |
| **External control adapter for outdoor unit -** Allows to activate Low Noise Operation and three levels of Demand Limiting via external dry contacts. Connects to the F1/F2 communication line and requires power supply from an indoor unit*, BSVQ box, or VRV-WIII outdoor unit. | For installation into an indoor unit: exact adapter type depends on type of indoor unit. See Options & Accessories of indoor units | | | | | | | |
| **BHGP26A1 -** Digital pressure gauge kit – displays current condensing and evaporating pressures in the system as standard, or expansion valve positions and temperature sensor data in a special service mode. Connect to the outdoor unit PCB, for installation in the outdoor unit. | ● | ● | ● | ● | 1 kit per system | 1 kit per system | ● | ● |
| **KRC19-26A -** Mechanical cool/heat selector – allows to switch an entire Heat Pump system, or one BS-box of a Heat Recovery system between cooling, heating and fan only. Connects to the A-B-C terminals of the outdoor unit / BS-box. | ● | ● | ● | ● | ● | ● | ● | ● |
| **BRP2A81 -** Cool/heat selector PCB (required for VRV IV) | ● | ● | ● | ● | ● | ● | ● | ● |
| **KKSA26A560*** - Cool/heat selector PCB mounting plate (only required when cool/heat selector PCB and Heater tape kit are combined) | ● | ● | ● | ● | ● | ● | ● | ● |
| **KJB111A -** Installation box for remote cool/heat selector KRC19-26A | ● | ● | ● | ● | ● | ● | ● | ● |
| **EKPCCAB3** - VRV configurator | ● | ● | ● | ● | ● | ● | ● | ● |
| **BPMKS967A2/A3 -** Branch provider (for connection of 2/3 RA indoor units) | ● | ● | - | - | - | - | ● | ● |
| **KKPJ5F180 -** Central drain plug | - | - | - | - | - | - | - | - |
| **DTA104A61/62* -** Demand PCB allowing external input to limit power consumption | ● | ● | ● | ● | ● | ● | ● | ● |
| **KKSB2B61* -** Demand PCB mounted plate. Needed to mount Demand PCB for some outdoor units. | - | ● | - | ● | - | - | - | ● |
| **DTA109A51** - DIII-net expander adapter | ● | ● | ● | ● | ● | ● | ● | ● |

| | VRV IV-Q Heat Pump Replacement VRV | | | | |
|---|---|---|---|---|---|
| | RQYQ 140 | RXYQQ8-12T | RXYQQ14-20T | 2-module systems | 3-module systems |
| **Multi-module connection kit (obligatory) -** Connects multiple modules into a single refrigerant system | - | - | - | BHFQ22P1007 | BHFQ22P1517 |
| **Central drain pan kit -** Installs onto the underside of the outdoor unit and collects drain water from all bottom plate outlets into a single outlet. In cold areas should be heated by a field-supplied heater to prevent drain water from freezing in the drain pan. | KWC26B160 | - | - | - | - |
| **Heater tape kit -** Optional electrical heater to guarantee trouble-free operation in extremely cold and humid climates (one per outdoor unit needed) | - | EKBPH012T + EKBPHPCBT | EKBPH020T + EKBPHPCBT | - | - |
| **External control adapter for outdoor unit -** Allows to activate Low Noise Operation and three levels of Demand Limiting via external dry contacts. Connects to the F1/F2 communication line and requires power supply from an indoor unit*, BSVQ box, or VRV-WIII outdoor unit. | DTA104A53/61/62 For installation into an indoor unit: exact adapter type depends on type of indoor unit. See Options & Accessories of indoor units | | | | |
| **BHGP26A1 -** Digital pressure gauge kit – displays current condensing and evaporating pressures in the system as standard, or expansion valve positions and temperature sensor data in a special service mode. Connect to the outdoor unit PCB, for installation in the outdoor unit. | ● | ● | ● | 1 kit per system | 1 kit per system |
| **KRC19-26A -** Mechanical cool/heat selector – allows to switch an entire Heat Pump system, or one BS-box of a Heat Recovery system between cooling, heating and fan only. Connects to the A-B-C terminals of the outdoor unit / BS-box. | ● | ● | ● | 1 kit per system | 1 kit per system |
| **BRP2A81 -** Cool/heat selector PCB (required for VRV IV) | - | ● | ● | ● | ● |
| **KKSA26A560* -** Cool/heat selector PCB mounting plate (only required when cool/heat selector PCB and Heater tape kit are combined) | - | - | ● | ● | ● |
| **KJB111A -** Installation box for remote cool/heat selector KRC19-26A | ● | ● | ● | 1 kit per system | 1 kit per system |
| **EKPCCAB3** - VRV configurator | - | ● | ● | ● | ● |
| **DTA104A61/62*** - Demand PCB allowing external input to limit power consumption | - | ● | ● | ● | ● |
| **KKSB2B61* -** Demand PCB mounted plate. Needed to mount Demand PCB for some outdoor units. | - | - | ● | - | - |
| **DTA109A51** - DIII-net expander adapter | ● | ● | ● | ● | ● |

| | | Refnet Joints | | | | Refnet Headers | |
|---|---|---|---|---|---|---|---|
| | | Capacity index < 201 | Capacity index 201~290 | Capacity index 291~640 | Capacity index > 640 | Capacity index < 291 | Capacity index 291~640 |
| Heat Recovery systems (3-pipe) | Metric-size connections | KHRQM23M20T | KHRQM23M29T | KHRQM23M64T | KHRQM23M75T | KHRQM23M29H | KHRQM23M64H |
| | Imperial-size connections | KHRQ23M20T | KHRQ23M29T9 | KHRQ23M64T | KHRQ23M75T | KHRQ23M29H | KHRQ23M64H |
| | Sound reduction kit (sound insulation) | - | - | - | - | - | - |
| | Mechanical cool/heat selector – allows to switch an entire Heat Pump system, or one BS-box of a Heat Recovery system between cooling, heating and fan only. Connects to the A-B-C terminals of the outdoor unit / BS-box. | - | - | - | - | - | - |
| | Installation box for remote cool/heat selector KRC19-26 | - | - | - | - | - | - |
| | Closed pipe kit | | | | | | |
| | Joint kit | | | | | | |
| | Quiet kit | | | | | | |
| Heat Pump systems (2-pipe) | Metric-size connections | KHRQM22M20T | KHRQM22M29T | KHRQM22M64T | KHRQM22M75T | KHRQM22M29H | KHRQM22M64H |
| | Imperial-size connections | KHRQ22M20T | KHRQ22M29T9 | KHRQ22M64T | KHRQ22M75T | KHRQ22M29H | KHRQ22M64H |

| continuous heating | | VRV III-S Mini VRV | VRV III-C Cold Region VRV | | | VRV Classic | | | VRV IV Heat Recovery | | | | |
|---|---|---|---|---|---|---|---|---|---|---|---|---|---|
| 2-module systems | 3-module systems | RXYSQ | RTSYQ 10 | RTSYQ 14~16 | RTSYQ 20 | RXYCQ8A | RXYCQ10-14A | RXYCQ16-20A | REYQ 8~12 | REYQ 14~20 | REMQ5 | 2-module systems | 3-module systems |
| BHFQ22P1007 | BHFQ22P1517 | - | - | - | BHFQ22P1007 | - | - | - | - | - | - | BHFQ23P907 | BHFQ23P1357 |
| - | - | - | - | - | - | - | - | - | Special order unit | | | | |
| - | - | - | KWC26B280 | KWC26B450 | 2x KWC26B280 | KWC26B160 | KWC26B280 | KWC26B450 | - | - | - | - | - |
| - | - | - | BEH22A10Y1L | BEH22A18Y1L | 2x BEH22A10Y1L | - | - | - | EKBPH012T + EKBHPCBT | EKBPH020T + EKBHPCBT | EKBPH012T + EKBHPCBT | - | - |
| | | For installation into an indoor unit: exact adapter type depends on type of indoor unit. See Options & Accessories of indoor units | | | | | | | | | | | |
| 1 kit per system | 1 kit per system | - | ● | ● | ● | ● | ● | ● | ● | ● | ● | 1 kit per system | 1 kit per system |
| ● | ● | ● | - | - | - | ● | ● | ● | - | - | - | - | - |
| ● | ● | - | - | - | - | - | - | - | - | - | - | - | - |
| ● | ● | - | - | - | - | - | - | - | - | - | - | - | - |
| ● | ● | ● | - | - | - | ● | ● | ● | - | - | - | - | - |
| ● | ● | - | - | - | - | - | - | - | ● | ● | ● | ● | ● |
| - | - | ● | - | - | - | - | - | - | - | - | - | - | - |
| - | - | ● | - | - | - | - | - | - | - | - | - | - | - |
| ● | ● | - | - | - | - | - | - | - | - | - | - | - | - |
| - | - | - | - | - | - | - | - | - | - | - | - | - | - |
| ● | ● | ● | ● | ● | ● | ● | ● | ● | ● | ● | ● | ● | ● |

| VRV III-Q Heat Recovery Replacement VRV | | | | VRV-W IV Water-cooled VRV | | | | |
|---|---|---|---|---|---|---|---|---|
| | | | | | Heat Pump application | | Heat Recovery application | |
| RQEQ 140~212 | 2-module systems | 3-module systems | 4-module systems | RWEYQ8-10T | 2-module systems | 3-module systems | 2-module systems | 3-module systems |
| - | BHFP26P36C | BHFP26P63C | BHFP26P84C | - | BHFQ22P1007 | BHFQ22P1517 | BHFQ23P907 | BHFQ23P1357 |
| KWC26B160 | 1 kit per module | 1 kit per module | 1 kit per module | - | - | - | - | - |
| - | - | - | - | - | - | - | - | - |
| DTA104A53/61/62 For installation into an indoor unit: exact adapter type depends on type of indoor unit. See Options & Accessories of indoor units | | | | DTA104A62 Installation in the RWEYQ outdoor unit possible. For installation in indoor units, use appropriate type (DTA104A53/61/62) for particular indoor unit. See Options & Accessories of indoor units | | | | |
| ● | 1 kit per system | 1 kit per system | 1 kit per system | - | - | - | - | - |
| - | - | - | - | ● | 1 kit per system | 1 kit per system | - | - |
| - | - | - | - | ● | 1 kit per system | 1 kit per system | - | - |
| - | - | - | - | - | - | - | - | - |
| - | - | - | - | ● | 1 kit per system | 1 kit per system | - | - |
| - | - | - | - | ● | ● | ● | ● | ● |
| - | - | - | - | - | - | - | - | - |
| - | - | - | - | - | - | - | - | - |
| ● | ● | ● | ● | ● | ● | ● | ● | ● |

| | Heat Recovery Branch Selector Boxes (BS-Boxes) | | | | | | | | | |
|---|---|---|---|---|---|---|---|---|---|---|
| Capacity index | 1-port | 1-port | 4-port | 4-port | 6-port | 6-port | 8-port | 10-port | 12-port | 16-port |
| > 640 | - | - | - | - | - | - | - | - | - | - |
| KHRQM23M75H | - | - | - | - | | - | - | - | - | - |
| KHRQ23M75H | BS1Q-A | BSVQ-P8B | BS4Q14A | BSV4Q100PV | BS6Q14A | BSV6Q100PV | BS8Q14A | BS10Q14A | BS12Q14A | BS16Q14A |
| - | EKBSVQLNP | EKBSVQLNP | - | - | - | - | | | | |
| - | - | KRC19-26 | - | KRC19-26 1 kit per port necessary | - | KRC19-26 1 kit per port necessary | | | | |
| - | - | KJB111A | - | KJB111A | - | KJB111A | | | | |
| | | | KHFP26A100C | | KHFP26A100C | | KHFP26A100C | KHFP26A100C | KHFP26A100C | KHFP26A100C |
| | | | KHRP26A1250C | | KHRP26A1250C | | KHRP26A1250C | KHRP26A1250C | KHRP26A1250C | KHRP26A1250C |
| | | | KDDN26A4 | | KDDN26A8 | | KDDN26A8 | KDDN26A12 | KDDN26A12 | KDDN26A16 |
| KHRQM22M75H | - | - | - | - | | - | | | | |
| KHRQ22M75H | - | - | - | - | | - | | | | |

*Note: blue cells contain preliminary data

| | | Ceiling mounted cassette units | | | | |
|---|---|---|---|---|---|---|
| | | Round flow (800x800) | 4-way (600x600) | 2-way blow | | |
| | | FXFQ 20~125A | FXZQ 15~50A | FXCQ 20~40A | FXCQ 50~63A | FXCQ 80 ~125A |
| Adapters and control | **BRC1E52A/B**<br>Premium wired remote control with full-text interface and back-light | ● | ● | ● | ● | ● |
| | **BRC1D52**<br>Standard wired remote control with weekly timer | ●*4 | ●*4 | ●*4 | ●*4 | ●*4 |
| | Infrared remote control including receiver | BRC7FA532F | BRC7F530W *9*10 (white panel)<br>BRC7F530S *9*10 (grey panel)<br>BRC7EB530 *9*10 (standard panel) | BRC7C52 | BRC7C52 | BRC7C52 |
| | **BRC2E52A**<br>Simplified wired remote control for heat recovery system | - | - | - | - | - |
| | **BRC3E52A**<br>Simplified wired remote control for heat pump system | - | - | - | - | - |
| | **DCS302C51**<br>Central remote control | ● | ● | ● | ● | ● |
| | **DCS301B51**<br>Unified ON/OFF control | ● | ● | ● | ● | ● |
| | **DST301B51**<br>Schedule timer | ● | ● | ● | ● | ● |
| | **DCM601A51**<br>Intelligent Touch Manager | ● | ● | ● | ● | ● |
| | External wired temperature sensor | KRCS01-4 | KRCS01-4 | KRCS01-4 | KRCS01-4 | KRCS01-4 |
| | External wireless temperature sensor | K.RSS | K.RSS | K.RSS | K.RSS | K.RSS |
| | Adaptor for wiring (interlock for fresh air intake fan) | - | - | - | - | - |
| | Wiring adapter for external monitoring/control via dry contacts and setpoint control via 0-140Ω | KRP4A53 *2*7 | KRP4A53 *2 | KRP4A51 | KRP4A51 | KRP4A51 |
| | Wiring adapter for external central monitoring/control (controls 1 entire system) | - | KRP2A52 | KRP2A51 | KRP2A51 | KRP2A51 |
| | Wiring adapter with 4 output signals (Compressor / Error, Fan, Aux. heater, Humidifier output) | EKRP1C11 *2*7 | EKRP1B2 | EKRP1B2 | EKRP1B2 | EKRP1B2 |
| | Wiring adapter with 2 output signals (Compressor / Error, Fan output) | KRP1B57 *2*7 | KRP1B57 | - | - | - |
| | Adapter for multi-tenant applications (24VAC PCB power supply interface) | DTA114A61 | DTA114A61 | - | - | - |
| | External control adapter for outdoor unit | - | - | DTA104A61 | DTA104A61 | DTA104A61 |
| | Installation box / Mounting plate for adapter PCBs (For units where there is no space in the switchbox) | KRP1H98 *7 | KRP1A101 | KRP1C96 | KRP1C96 | KRP1C96 |
| | Connector for forced-off contact | standard | - | standard | standard | standard |
| | Connection to centralized control | standard | - | - | - | - |
| | Electrical box with earth terminal (2 blocks) | KJB212A | - | KJB212A | KJB212A | KJB212A |
| | Electrical box with earth terminal (3 blocks) | KJB311A | - | KJB311A | KJB311A | KJB311A |
| | Electrical box with earth terminal | - | - | - | - | - |
| | Digital input adaptor | - | - | - | - | - |
| Others | Decoration panel (obligatory for cassette units, optional for others, rear panel for FXLQ) | BYCQ140D7GW1 (self clean) *5/*6<br>BYCQ140D7W1W (white) *3<br>BYCQ140D7W1 (standard) | BYFQ60CW (white panel)<br>BYFQ60CS (grey panel)<br>BYFQ60B3 (standard panel) | BYBCQ40H | BYBCQ63H | BYBCQ125H |
| | Kit for mounting of decoration panel direct onto unit | - | - | - | - | - |
| | Panel spacer for reducing required installation height | - | KDBQ44B60 (standard panel) | - | - | - |
| | Sealing kit for 3-directional or 2-directional air discharge | KDBHQ55B140 *7 | BDBHQ44C60 (white & grey panel) | - | - | - |
| | Fresh air intake kit | KDDQ55B140-1 + KDDQ55B140-2 *7*8 | KDDQ44XA60 | - | - | - |
| | Air discharge adapter for round duct | - | - | - | - | - |
| | Filter chamber for bottom suction | - | - | KDDFP53B50 | KDDFP53B80 | KDDFP53B160 |
| | Replacement long life filter | KAFP551K160 | KAFQ441BA60 | KAFP531B50 | KAFP531B80 | KAFP531B160 |
| | Drain pump kit | standard | standard | standard | standard | standard |
| | Sensor kit | BRYQ140A | BRYQ60AW (white panel)<br>BRYQ60AS (grey panel) | - | - | - |
| | Noise filter (for electromagnetic use only) | - | - | KEK26-1A | KEK26-1A | KEK26-1A |

*2 Installation box is necessary for these adapters

*3 The BYCQ140D7W1W has white insulation
Be informed that formation of dirt on white insulation is visibly stronger and that it is consequently not advised to install the BYCQ140D7W1W decoration panel in environments exposed to concentrations of dirt"

*4 Not recommended because of the limitation of the functions

*5 To be able to control the BYCQ140D7GW1 the controller BRC1E is needed

*6 The BYCQ140DGW1 is not compatible with Mini VRV, Multi and Split Non-Inverter Outdoor units

*7 Option not available in combination with BYCQ140D7GW1

*8 Both parts of the fresh air intake are needed for each unit

*9 Sensing function not available

*10 Independently controllable flaps function not available

| | | Concealed ceiling units (duct units) | | | | | |
|---|---|---|---|---|---|---|---|
| Corner (1-way blow) | | Small | Slim | Standard | | | |
| FXKQ 25~40 | FXKQ 63 | FXDQ 20~25 M9 | FXDQ 15~63A | FXSQ 15~32 | FXSQ 40~50 | FXSQ 63~80 | FXSQ 100~140 |
| ● | ● | ● | ● | ● | ● | ● | ● |
| ●*4 | ●*4 | ●*4 | ●*4 | ●*4 | ●*4 | ●*4 | ●*4 |
| BRC4C61 | BRC4C61 | BRC4C62 | BRC4C65 | BRC4C65 | BRC4C65 | BRC4C65 | BRC4C65 |
| - | - | ● | ● | ● | ● | ● | ● |
| - | - | ● | ● | ● | ● | ● | ● |
| ● | ● | ● | ● | ● | ● | ● | ● |
| ● | ● | ● | ● | ● | ● | ● | ● |
| ● | ● | ● | ● | ● | ● | ● | ● |
| ● | ● | ● | ● | ● | ● | ● | ● |
| KRCS01-1 | KRCS01-1 | KRCS01-1 | KRCS01-4B | KRCS01-4 | KRCS01-4 | KRCS01-4 | KRCS01-4 |
| K.RSS | K.RSS | K.RSS | K.RSS | K.RSS | K.RSS | K.RSS | K.RSS |
| - | - | - | - | KRP1BA59 | KRP1BA59 | KRP1BA59 | KRP1BA59 |
| KRP4A51 | KRP4A51 | KRP4A51 | KRP4A54 | KRP4A51 | KRP4A51 | KRP4A51 | KRP4A51 |
| KRP2A51 | KRP2A51 | KRP2A51 | KRP2A53 | KRP2A51 | KRP2A51 | KRP2A51 | KRP2A51 |
| KRP1B61 | KRP1B61 | EKRP1B2 | KRP1B56 | EKRP1B2 | EKRP1B2 | EKRP1B2 | EKRP1B2 |
| - | - | - | - | - | - | - | - |
| - | - | EKMTAC | DTA114A61 | DTA114A61 | DTA114A61 | DTA114A61 | DTA114A61 |
| DTA104A61 | DTA104A61 | DTA104A61 | DTA104A53 | DTA104A61 | DTA104A61 | DTA104A61 | DTA104A61 |
| - | - | - | KRP1B101 | tbc | tbc | tbc | tbc |
| Standard | Standard | Standard | - | Standard | Standard | Standard | Standard |
| Standard | Standard | Standard | - | Standard | Standard | Standard | Standard |
| - | - | - | KJB212A | KJB212A | KJB212A | KJB212A | KJB212A |
| - | - | - | KJB311A | KJB311A | KJB311A | KJB311A | KJB311A |
| - | - | - | - | KJB411A | KJB411A | KJB411A | KJB411A |
| - | - | - | - | BRP7A51 | BRP7A51 | BRP7A51 | BRP7A51 |
| | | | | | | | |
| BYK45F | BYK71F | - | - | BYBS32D | BYBS45D | BYBS71D | BYBS125D |
| - | - | - | - | tbc | tbc | tbc | tbc |
| - | - | - | - | - | - | - | - |
| - | - | - | - | - | - | - | - |
| - | - | - | - | - | - | - | - |
| - | - | - | - | tbc | tbc | tbc | tbc |
| - | - | - | - | - | - | - | - |
| - | - | - | - | - | - | - | - |
| Standard | Standard | KDAJ25K56 | standard | Standard | Standard | Standard | Standard |
| - | - | - | - | - | - | - | - |
| - | - | - | KEK26-1A | - | - | - | - |

*Note: blue cells contain preliminary data

| | | | | | | Ceiling s |
|---|---|---|---|---|---|---|
| | | | | Large | 1-way blow | |
| | | FXMQ 50~80 | FXMQ 100~125 | FXMQ 200~250 | FXHQ 32A | FXHQ 63A |
| Adapters and control | **BRC1E52A/B**<br>Premium wired remote control with full-text interface and back-light | ● | ● | ● | ● | ● |
| | **BRC1D52**<br>Standard wired remote control with weekly timer | ●*4 | ●*4 | ●*4 | ●*4 | ●*4 |
| | Infrared remote control including receiver | BRC4C65 | BRC4C65 | BRC4C65 | BRC7G53 | BRC7G53 |
| | **BRC2E52A**<br>Simplified wired remote control for heat recovery system | ● | ● | ● | - | - |
| | **BRC3E52A**<br>Simplified wired remote control for heat pump system | ● | ● | ● | - | - |
| | **DCS302C51**<br>Central remote control | ● | ● | ● | ● | ● |
| | **DCS301B51**<br>Unified ON/OFF control | ● | ● | ● | ● | ● |
| | **DCS601C51**<br>Schedule timer | ● | ● | ● | ● | ● |
| | **DCM601A51**<br>Intelligent Touch Controller | ● | ● | ● | ● | ● |
| | External wired temperature sensor | KRCS01-4 | KRCS01-4 | KRCS01-1 | KRCS01-4 | KRCS01-4 |
| | External wireless temperature sensor | K.RSS | K.RSS | K.RSS | K.RSS | K.RSS |
| | Wiring adapter for external monitoring/control via dry contacts and setpoint control via 0-140Ω | KRP4A51 | KRP4A51 | KRP4A51 | KRP4A52 | KRP4A52 |
| | Wiring adapter for external central monitoring/control (controls 1 entire system) | KRP2A51 | KRP2A51 | KRP2A51 | KRP2A62 | KRP2A62 |
| | Wiring adapter with 4 output signals (Compressor / Error, Fan, Aux. heater, Humidifier output) | EKRP1B2 | EKRP1B2 | KRP1B61 | - | - |
| | Wiring adapter with 2 output signals (Compressor / Error, Fan output) | - | - | - | KRP1B54 | KRP1B54 |
| | Adapter for multi-tenant applications (24VAC PCB power supply interface) | DTA114A61 | DTA114A61 | - | - | - |
| | External control adapter for outdoor unit | DTA104A61 | DTA104A61 | DTA104A61 | DTA104A62 | DTA104A62 |
| | Installation box / Mounting plate for adapter PCBs (For units where there is no space in the switchbox) | KRP4A96 | KRP4A96 | - | KRP1D93A | KRP1D93A |
| | Connector for forced-off contact | Standard | Standard | Standard | EKRORO4 | EKRORO4 |
| | Connection to centralized control | Standard | Standard | Standard | - | - |
| | Electrical box with earth terminal (2 blocks) | - | - | - | KJB212A | KJB212A |
| | Electrical box with earth terminal (3 blocks) | - | - | - | KJB311A | KJB311A |
| Others | Decoration panel (obligatory for cassette units, optional for others, rear panel for FXLQ) | BYBS71D | BYBS125D | - | - | - |
| | Kit for mounting of decoration panel direct onto unit | EKBYBSD | EKBYBSD | - | - | - |
| | Panel spacer for reducing required installation height | - | - | - | - | - |
| | Sealing kit for 3-directional or 2-directional air discharge | - | - | - | - | - |
| | Decorationpanel for air discharge | - | - | - | - | - |
| | Fresh air intake kit | - | - | - | KDDQ50A140 | KDDQ50A140 |
| | Air discharge adapter for round duct | KDAJ25K71 | KDAJ25K140 | - | - | - |
| | Replacement long life filter | - | - | - | KAFP501A56 | KAFP501A80 |
| | Drain pump kit | Standard | Standard | - | KDU50P60 | KDU50P140 |
| | Sensor kit | - | - | - | - | - |
| | Noise filter (for electromagnetic use only) | - | - | - | KEK26-1 | KEK26-1 |
| | L-type piping kit (for upward direction) | - | - | - | KHFP5M35 | KHFP5N63 |

*2 Installation box is necessary for these adapters

*3 The BYCQ140D7W1W has white insulation

Be informed that formation of dirt on white insulation is visibly stronger and that it is consequently not advised to install the BYCQ140D7W1W decoration panel in environments exposed to concentrations of dirt

*4 Not recommended because of the limitation of the functions

*5 To be able to control the BYCQ140D7GW1 the controller BRC1E is needed

*6 The BYCQ140DGW1 is not compatible with Mini VRV, Multi and Split Non-Inverter Outdoor units

*7 Option not available in combination with BYCQ140D7GW1

*8 Both parts of the fresh air intake are needed for each unit

*9 Sensing function not available

*10 Independently controllable flaps function not available

| uspended units | | Wall mounted units | Floor standing units | | | |
|---|---|---|---|---|---|---|
| | 4-way blow | | Concealed | Free-standing | | |
| FXHQ 71~100A | FXUQ 71~100A | FXAQ 15~63 | FXNQ 20~63 | FXLQ 20~25 | FXLQ 32~40 | FXLQ 50~63 |
| • | • | • | • | • | • | • |
| •*4 | •*4 | •*4 | •*4 | •*4 | •*4 | •*4 |
| BRC7G53 | BRC7C58 | BRC7EB518 | BRC4C65 | BRC4C65 | BRC4C65 | BRC4C65 |
| - | - | - | • | • | • | • |
| - | - | - | • | • | • | • |
| • | • | • | • | • | • | • |
| • | • | • | • | • | • | • |
| • | • | • | • | • | • | • |
| • | • | • | • | • | • | • |
| KRCS01-4 | KRCS01-4 | KRCS01-1 | KRCS01-1 | KRCS01-1 | KRCS01-1 | KRCS01-1 |
| K.RSS | K.RSS | K.RSS | K.RSS | K.RSS | K.RSS | K.RSS |
| KRP4A52 | KRP4A53 *2 | KRP4A51 | KRP4A51 | KRP4A51 | KRP4A51 | KRP4A51 |
| KRP2A62 | - | KRP2A51 | KRP2A51 | KRP2A51 | KRP2A51 | KRP2A51 |
| - | - | - | KRP1B61 | KRP1B61 | KRP1B61 | KRP1B61 |
| KRP1B54 | - | - | - | - | - | - |
| - | - | DTA114A61 | EKMTAC | EKMTAC | EKMTAC | EKMTAC |
| DTA104A62 | - | DTA104A61 | - | - | - | - |
| KRP1D93A | KRP1B97 | KRP4A93 | - | - | - | - |
| EKRORO4 | EKRORO5 | Standard | Standard | Standard | Standard | Standard |
| - | - | Standard | Standard | Standard | Standard | Standard |
| KJB212A | KJB212A | - | - | - | - | - |
| KJB311A | KJB311A | - | - | - | - | - |
| | | | | | | |
| - | - | - | - | EKRDP25A | EKRDP40A | EKRDP63A |
| - | - | - | - | - | - | - |
| - | - | - | - | - | - | - |
| - | KDBHP49B140 | - | - | - | - | - |
| - | KDBTP49B140 | - | - | - | - | - |
| KDDQ50A140 | - | - | - | - | - | - |
| - | - | - | - | - | - | - |
| KAFP501A160 | KAFP551K160 | - | - | - | - | - |
| KDU50P140 | - | K-KDU572EVE | - | - | - | - |
| - | - | - | - | - | - | - |
| KEK26-1 | - | - | - | - | - | - |
| KHFP5N160 | - | - | - | - | - | - |

*Note: blue cells contain preliminary data

# Options & accessories - Ventilation & hot water

| | | VAM150FA | VAM250FA | VAM350FB | VAM500FB | VAM650FB |
|---|---|---|---|---|---|---|
| Dust filters | EN779 Medium M6 | - | - | EKAFV50F6 | EKAFV50F6 | EKAFV80F6 |
| | EN779 Fine F7 | - | - | EKAFV50F7 | EKAFV50F7 | EKAFV80F7 |
| | EN779 Fine F8 | - | - | EKAFV50F8 | EKAFV50F8 | EKAFV80F8 |
| Silencer | Model name | - | - | - | KDDM24B50 | KDDM24B100 |
| | Nominal pipe Diameter (mm) | - | - | - | 200 | 200 |
| $CO_2$ sensor | | - | - | BRYMA65 | BRYMA65 | BRYMA65 |
| VH electrical heater for VAM | | VH1B | VH2B | VH2B | VH3B | VH3B |

| Individual control systems | VAM-FA/FB | VKM-GB(M) |
|---|---|---|
| Wired remote control | BRC1E52A/B / BRC1D52 | BRC1E52A/B / BRC1D52 |
| VAM wired remote control | BRC301B61 | - |

| Centralised control systems | VAM-FA/FB | VKM-GB(M) |
|---|---|---|
| Centralised remote control | DCS302C51 | DCS302C51 |
| Unified ON/OFF control | DCS301B51 | DCS301B51 |
| Schedule timer | DST301B51 | DST301B51 |

| Others | VAM150-250FA | VAM350-2000FB | VKM-GB(M) |
|---|---|---|---|
| Wiring adapter for electrical appendices (note 6) | KRP2A51 | KRP2A51 (note 3) | BRP4A50A (note 4/5) |
| Adapter PCB for humidifier | KRP50-2 | BRP4A50A (note 4/5) | BRP4A50A (note 4/5) |
| Adapter PCB for 3rd party heater | BRP4A50 | BRP4A50A (note 4/5) | BRP4A50A (note 4/5) |
| Remote sensor | - | - | - |

Notes

(1) Cool/heat selector required for operation

(2) Do not connect the system to DIII-net devices (Intelligent controller, Intelligent Manager, LonWorks interface, BACnet interface…).

(3) Installation box KRP1BA101 needed.

(4) Fixing plate EKMPVAM additionally needed for VAM1500-2000FB.

(5) 3rd party heater and 3rd party humidifier cannot be combined

(6) For external control and monitoring (ON/OFF control, operation signal, error indication)

| | VH electrical heater for VAM |
|---|---|
| Supply voltage | 220/250V ac 50/60 Hz. +/-10% |
| Output current (maximum) | 19A at 40°C (ambient) |
| Temperature sensor | 5k ohms at 25°C (table 502 1T) |
| Temperature control range | 0 to 40°C / (0-10V 0-100%) |
| Run on timer | Adjustable from 1 to 2 minutes (factory set at 1.5 minutes) |
| Control fuse | 20 X5 mm 250 m A |
| LED indicators | Power ON - Yellow<br>Heater ON - Red (solid or flashing, indicating pulsed control)<br>Airflow fault - Red |
| Mounting holes | 98mm X 181mm centres 5 mm ø holes |
| Maximum ambient adjacent to terminal box | 35°C (during operation) |
| Auto high temp. cutout | 100°C Pre-set |
| Man. reset high temp. cutout | 125°C Pre-set |
| Run relay | 1A 120V AC or 1A 24V DC |
| BMS setpoint input | 0-10VDC |

| Vh electrical heater for vam | | vH1B | VH2B | VH3B | VH4B | VH4/AB | VH5B |
|---|---|---|---|---|---|---|---|
| Capacity | kW | 1 | 1 | 1 | 1.5 | 2.5 | 2.5 |
| Duct diameter | mm | 100 | 150 | 200 | 250 | 250 | 350 |
| Connectable VAM | | VAM150FA | VAM250FA | VAM500FB | VAM800FB | VAM800FB | VAM1500FB |
| | | - | VAM350FB | VAM650FB | VAM1000FB | VAM1000FB | VAM2000FB |

| VAM800FB | VAM1000FB | VAM1500FB | VAM2000FB | VKM50GB(M) | VKM80GB(M) | VKM100GB(M) |
|---|---|---|---|---|---|---|
| EKAFV80F6 | EKAFV100F6 | EKAFV100F6 x2 | EKAFV100F6 x2 | - | - | - |
| EKAFV80F7 | EKAFV100F7 | EKAFV100F7 x2 | EKAFV100F7 x2 | - | - | - |
| EKAFV80F8 | EKAFV100F8 | EKAFV100F8 x2 | EKAFV100F8 x2 | - | - | - |
| KDDM24B100 | KDDM24B100 | KDDM24B100 x2 | KDDM24B100 x2 | - | KDDM24B100 | KDDM24B100 |
| 250 | 250 | 250 | 250 | - | 250 | 250 |
| BRYMA100 | BRYMA100 | BRYMA200 | BRYMA200 | BRYMA65 | BRYMA100 | BRYMA200 |
| VH4B / VH4/AB | VH4B / VH4/AB | VH5B | VH5B | - | - | - |

| EKEQFCB [2] | EKEQDCB [2] | EKEQMCB [2] |
|---|---|---|
| BRC1E52A/B / BRC1D52 | BRC1E52A/B / BRC1D52 [1] | BRC1E52A/B / BRC1D52 [1] |
| - | - | - |

| EKEQFCB [2] | EKEQDCB [2] | EKEQMCB [2] |
|---|---|---|
| - | - | - |
| - | - | - |
| - | - | - |

| EKEQFCB [2] | EKEQDCB [2] | EKEQMCB [2] |
|---|---|---|
| - | - | - |
| - | - | - |
| - | - | - |
| | KRCS01-1 | |

| | HXY080-125A | HXHD125A |
|---|---|---|
| Drain pan | EKHBDPCA2 | - |
| Digital I/O PCB | EKRP1HBAA | - |
| Demand PCB - Required to connect room thermostat | EKRP1AHTA | - |
| Remote user interface (remocon) - Same controller as supplied with cascade unit can be mounted parallel or on other location. If 2 controllers are installed, the installer needs to select 1 master & 1 slave | EKRUAHTB | - |
| Back-up heater | EKBUHAA6(W1/V3) | - |
| Wired room thermostat - Requires demand PCB EKRP1AHTA | EKRTWA | - |
| Wireless room thermostat - Requires demand PCB EKRP1AHTA | EKRTR1 | - |
| Remote sensor for room thermostat - Requires demand PCB EKRP1AHTA | EKRTETS | - |
| Domestic hot water tank - standward (stacked on top of hydrobox) | - | EKHTS200AC<br>EKHTS260AC |
| Domestic hot water tank - with possibility for solar connection | - | EKHWP500B |
| Solar collector *1 | - | EKSV26P (vertical)<br>EKSH26P (horizontal) |
| Pump station | - | EKSRPS |

*1 pump station is necessary for this option

# Options - Chillers

## Options - Small chillers

| Chiller series | Integrated hydronics | LWE | | Electrical |
|---|---|---|---|---|
| | Single pump | High Glycol | Low Glycol | Evaporator heater tape |
| | OPSP | OPZH | OPZL | OP10 |
| EWAQ-ADVP | STD | | | STD |
| EWYQ-ADVP | STD | | | STD |
| EWAQ-ACV3 | STD | | | STD |
| EWAQ-ACW1 | STD | | | STD |
| EWYQ-ACV3 | STD | | | STD |
| EWYQ-ACW1 | STD | | | STD |
| EWWP-KBW1N | | Option | Option | |
| EWLP-KBW1N | | Option | Option | |

(s) OP12 & OP03 need to be added to meet Swedish national law 1992: 16 (1) Impossible option combination: OPZH+OPZL

## Options - Medium and large chillers (Part 1)

| Description | Code | EWAQ~BAW EWYQ~BAW | EWAQ-E-XS EWAQ-F-SS/XS | EWAQ-E-XL/XR EWAQ-F-SL/SR/XL/XR | EWYQ-F-XS | EWYQ-F-XL | EWYQ-F-XR | EWAD-E- | EWAD-D-SS | EWAD-D-SL | EWAD-D-SR | EWAD-D-SX | EWAD-D-XS | EWAD-D-XR | EWAD-D-HS |
|---|---|---|---|---|---|---|---|---|---|---|---|---|---|---|---|
| Total heat recovery | 01 | | | | | | | Option | Option | Option | Option | Option | Option | Option | Option |
| Total heat recovery (1 circuit) | 02 | | | | | | | | Option | Option | Option | Option | Option | Option | Option |
| Partial heat recovery | 03 | | Option | Option | CF | CF | CF | Option | Option | Option | Option | Option | Option | Option | Option |
| Direct on line starter (DOL) | 04 | | STD | STD | STD | STD | STD | | | | | | | | |
| Wye-Delta compressor starter (Y-D) | 05 | | | | | | | STD | STD | STD | STD | STD | STD | STD | STD |
| Soft starter | 06 | | Option | Option | Option | Option | Option | Option | Option | Option | Option | Option | Option | Option | Option |
| Heat pump version | 07 | | | | | | | | | | | | | | |
| Heat pump version (including pursuit mode) | 07a | | | | | | | | | | | | | | |
| Brine version (down -8°C) | 08a (1) | | | | | | | | | | | | | | |
| Brine version (down -10°C) | 08b (1) | Option | | | | | | | | | | | | | |
| Brine version (down -15°C) | 08c (1) | | Option | Option | Option | Option | Option | Option | Option | Option | Option | Option | Option | Option | Option |
| Double setpoint | 10 | | STD | STD | STD | STD | STD | STD | STD | STD | STD | STD | STD | STD | STD |
| Compressor thermal overload relays | 11 | | Option | Option | Option | Option | Option | Option | Option | Option | Option | Option | Option | Option | Option |
| Fans thermal relays | 12 | | | | | | | | | | | | | | |
| Phase monitor | 13 | | Option | Option | Option | Option | Option | STD | STD | STD | STD | STD | STD | STD | STD |
| Inverter compressor starter | 14 | | | | | | | | Option(4) | Option(4) | Option(4) | Option(4) | Option(4) | Option(4) | Option(4) |
| Under / Over voltage control | 15 | | Option | Option | Option | Option | Option | Option | Option | Option | Option | Option | Option | Option | Option |
| Energy meter | 16 | | Option | Option | Option | Option | Option | Option | Option | Option | Option | Option | Option | Option | Option |
| Energy meter (including current limit) | 16a | | | | | | | | | | | | | | |
| Capacitors for power factor correction | 17 | | Option | Option | Option | Option | Option | Option | Option | Option | Option | Option | Option | Option | Option |
| Auxiliary relay | 18 | | | | | | | | | | | | | | |
| Current limit | 19 | | | | | | | Option | Option | Option | Option | Option | Option | Option | Option |
| Evaporator victaulic kit | 20 | | STD | STD | STD | STD | STD | | STD | | | STD | STD | STD | |
| Evaporator flange kit | 21 | | | | | | | | Option | | | Option | Option | Option | |
| Evaporator marine waterbox victaulic (2 passes) | 22 | | | | | | | | | | | | | | |
| Evaporator marine waterbox victaulic (1 pass) | 22a | | | | | | | | | | | | | | |
| Evaporator marine waterbox victaulic (3 passes) | 23 | | | | | | | | | | | | | | |
| Evaporator marine waterbox flanged (2 passes) | 24 | | | | | | | | | | | | | | |
| Evaporator marine waterbox flanged (1 pass) | 24a | | | | | | | | | | | | | | |
| Evaporator marine waterbox flanged (3 passes) | 25 | | | | | | | | | | | | | | |
| Condenser double flanges kit | 26 | | | | | | | | | | | | | | |
| Evaporator water side design pressure (10 Bar) | 27 | | | | | | | | STD | STD | STD | STD | STD | STD | STD |
| Evaporator water side design pressure (16 Bar) | 28 | | | | | | | | | | | | | | |
| 20mm evaporator insulation | 29 | | STD | STD | STD | STD | STD | Option | Option | STD | STD | Option | Option | Option | STD |
| Axial fans (100 Pa lift) | 30 | | | | | | | | | | | | | | |
| McQuiet | 31 | | | | | | | | | | | | | | |
| Axial fans (250 Pa lift) | 32 | | CF | | | | | | CF | CF | CF | CF | CF | CF | CF |
| 20mm condenser insulation | 33 | | | | | | | | | | | | | | |
| Fan silent mode | 34 | | | | | | | | | | | | | | |
| Fans Speed Control Device (Phase Cut) | 35 | | | | | | | | | | | | | | |
| Condenser victaulic kit | 36 | | | | | | | | | | | | | | |
| Condenser flange kit | 37 | | | | | | | | | | | | | | |
| Condenser marine waterbox victaulic (2 passes) | 38 | | | | | | | | | | | | | | |
| Condenser marine waterbox victaulic (1 pass) | 38a | | | | | | | | | | | | | | |
| Condenser marine waterbox victaulic (3 passes) | 39 | | | | | | | | | | | | | | |
| Condenser marine waterbox flanged (2 passes) | 40 | | | | | | | | | | | | | | |
| Condenser marine waterbox flanged (1 pass) | 40a | | | | | | | | | | | | | | |
| Condenser marine waterbox flanged (3 passes) | 41 | | | | | | | | | | | | | | |
| Speedtrol (fan speed control device - ON/OFF - up to -18°C) | 42 | | Option | Option | | | | Option | Option | Option | Option | | Option | Option | Option |
| Speedtrol (fan speed control device - ON/OFF - down to -10°C in cooling) | 42a | | | | Option | Option | | | | | | | | | |
| Condenser coil guards | 43 | | Option | Option | Option | Option | Option | Option | Option | Option | Option | Option | Option | Option | Option |
| Evaporator area guards | 44 | | Option | Option | Option | Option | Option | | | | | | | | |
| Cu-Cu condenser coil | 45 | | Option | Option | Option | Option | Option | Option | Option | Option | Option | Option | Option | Option | Option |
| Cu-Cu-Sn condenser coil | 46 | | Option | Option | Option | Option | Option | Option | Option | Option | Option | Option | Option | Option | Option |

| EWAD-C- | EWAD-CZ | EWAD-TZ | EWAQ-GZ | EWYQ-GZ | EWAD-CF | EWYD-BZSS | EWYD-BZSL | ERAD-E- | EWWQ-B- | EWWD-J-SS | EWWD-G- | EWWD-I-SS | EWWD-I-XS | EWWD-H-XS | EWLD-J-SS | EWLD-G-SS | EWLD-I-SS | EWWD-FZXS |
|---|---|---|---|---|---|---|---|---|---|---|---|---|---|---|---|---|---|---|
| Option | Option | Option | | | | | | Option | | | Option | Option | | | | | | |
| | | | | | | | | | | | | | | | | | | |
| Option | Option | Option | | | | Option | Option | Option | Option | | Option | Option | Option | | | Option | | |
| | | | | | | | | | | | | | | | | | | |
| STD | | | | | STD | | | STD | STD | STD | STD | STD | STD | STD | STD | STD | STD | |
| Option | | | | | Option | | | Option | Option | Option(4) | Option | Option | Option | Option | Option(4) | Option | Option | |
| | | | | | | | | | | | | | | Option | | | | |
| | | | | | | | | | | Option | Option | Option | Option | | | | | |
| Option | Option | Option | | | Option | Option | Option | | Option | Option | Option | Option | Option | NC-SO | Option | Option | Option | |
| | | | Option | Option | | | | | | | | | | | | | | |
| | | | | | | | | | | | | | | | | | | |
| STD | STD | STD | STD | STD | STD | STD | STD | STD | STD | STD | STD | STD | STD | STD | | STD | STD | |
| Option | STD | STD | | | Option | | | Option | Option | Option | Option | Option | Option | Option | | Option | Option | |
| | | | | | | | | | | | | | | | | | | |
| STD | STD | STD | Option | Option | STD | STD | STD | STD | STD | STD | STD | STD | STD | STD | STD | STD | STD | |
| | STD | STD | | | | STD | STD | | | | | | | | | | | STD |
| Option | Option | STD | Option | Option | Option | Option | Option | Option | Option | Option | Option | Option | Option | Option | Option | Option | Option | |
| Option | Option | | Option | Option | Option | Option | Option | Option | Option | Option | Option | Option | Option | Option | Option | Option | Option | Option |
| | | Option | | | | | | | | | | | | | | | | |
| Option | | | | | Option | | | Option | Option | Option | Option | Option | Option | Option | | Option | Option | |
| | | | | | | | | | | | | | | | | | | |
| Option | Option | | | | Option | Option | Option | Option | Option | Option | Option | Option | Option | Option | Option | Option | Option | STD |
| STD | STD | STD | STD | STD | | STD | STD | | STD | STD | STD | STD | STD | STD | STD | STD | STD | STD |
| Option | Option | Option | | | STD | | | | | | | | | | | | | |
| | | | | | | | | | | | | | | Option | | | | CF |
| | | | | | | | | | | | | | | Option | | | | |
| | | | | | | | | | | | | | | | | | | |
| | | | | | | | | | | | | | | Option | | | | |
| | | | | | | | | | | | | | | Option | | | | |
| | | | | | | | | | | | | | | | | | | |
| | | | | | | | | | Option | Option | Option | Option | Option | Option | | | | Option |
| | | | | | | | | | STD | | STD | STD | STD | STD | | STD | STD | STD |
| | | | | | | | | | | | | | | | | | | |
| STD | STD | STD | STD | STD | STD | Option | Option | | Option | STD | Option | Option | Option | STD | STD | Option | Option | STD |
| | | | | | | | | | | | | | | | | | | |
| | | | | | | | | | | | | | | | | | | |
| | | | | | | | | | | | | | | | | | | |
| | | | | | | | | | Option | Option | Option | Option | Option | Option | | | | Option |
| | | | | | | | | | | | | | | | | | | |
| | | | | | | | | | | | | | | | | | | |
| | | | | | | | | | Option | STD | Option | Option | Option | STD | | | | STD |
| | | | | | | | | | | | | | | | | | | |
| | | | | | | | | | | | | | | Option | | | | CF |
| | | | | | | | | | | | | | | Option | | | | |
| | | | | | | | | | | | | | | | | | | |
| | | | | | | | | | | | | | | Option | | | | |
| | | | | | | | | | | | | | | Option | | | | |
| | | | | | | | | | | | | | | | | | | |
| Option | Option | Option | Option | Option | | | | Option | | | | | | | | | | |
| | | | | | | | | | | | | | | | | | | |
| Option | Option | Option | Option | Option | Option | Option | Option | Option | | | | | | | | | | |
| Option | Option | | Option | Option | Option | | | | | | | | | | | | | |
| Option | Option | Option | Option | Option | Option | Option | Option | Option | | | | | | | | | | |
| Option | Option | Option | Option | Option | Option | Option | Option | Option | | | | | | | | | | |

## Options - Medium and large chillers (Part 2)

| Description | Code | EWAQ~BAW EWYQ~BAW | EWAQ-E-XS EWAQ-F-SS/XS | EWAQ-E-XL/XR EWAQ-F-SL/ XR/XL/XR | EWYQ-F-XS | EWYQ-F-XL | EWYQ-F-XR | EWAD-E- | EWAD-D-SS | EWAD-D-SL | EWAD-D-SR | EWAD-D-SX | EWAD-D-XS | EWAD-D-XR |
|---|---|---|---|---|---|---|---|---|---|---|---|---|---|---|
| Condenser water side design pressure (16 Bar) | 47 | | | | | | | | | | | | | |
| Condenser water side design pressure (10 Bar) | 47a | | | | | | | | | | | | | |
| Alucoat fins coil | 49 | | Option | Option | STD | STD | STD | Option | Option | Option | Option | Option | Option | Option |
| Cu-Ni 90-10 condenser tubes | 50 | | | | | | | | | | | | | |
| Condenser 1 pass (ΔT 4-8 °C) | 51 | | | | | | | | | | | | | |
| Condenser 2 passes (ΔT 4-8 °C) | 52 | | | | | | | | | | | | | |
| Condenser 2 passes (ΔT 9-15 °C) | 53 | | | | | | | | | | | | | |
| Condenser 4 passes | 54 | | | | | | | | | | | | | |
| Water pressure differential switch on condenser | 55 | | | | | | | | | | | | | |
| Water pressure differential switch on evaporator | 56 | | | | | | | | | STD | STD | | | |
| Evaporator electric heater | 57 | Option | STD | STD | STD | STD | STD | STD | STD | STD | STD | STD | STD | STD |
| Evaporator flow switch | 58 | | STD | STD | STD | STD | STD | Option | Option | Option | Option | Option | Option | Option |
| Condenser flow switch | 59 | | | | | | | | | | | | | |
| Electronic expansion valve | 60 | | STD | STD | STD | STD | STD | STD | STD | STD | STD | STD | STD | STD |
| Discharge line shut-off valve | 61 | | Option | Option | Option | Option | Option | STD | STD | STD | STD | STD | STD | STD |
| Suction line shut-off valve | 62 | | Option | Option | Option | Option | Option | STD | STD | STD | STD | STD | STD | STD |
| High pressure side manometers | 63 | | Option | Option | Option | Option | Option | Option | Option | Option | Option | Option | Option | Option |
| Low pressure side manometers | 64 | | Option | Option | Option | Option | Option | Option | Option | Option | Option | Option | Option | Option |
| Ambient outside temperature sensor and setpoint reset | 67 | | STD | STD | STD | STD | STD | STD | STD | STD | STD | STD | STD | STD |
| Hour run meter | 68 | | STD | STD | STD | STD | STD | STD | STD | STD | STD | STD | STD | STD |
| General fault contactor | 69 | | STD | STD | STD | STD | STD | STD | STD | STD | STD | STD | STD | STD |
| Container Kit | 71 | | Option | Option | Option | Option | Option | Option | Option | Option | Option | Option | Option | Option |
| Rubber anti vibration mounts | 75 | | Option | Option | Option | Option | Option | Option | Option | Option | Option | Option | Option | Option |
| Sound proof system | 76 | | | | | | | | | | | | | |
| Sound proof system (integral) | 76-a | | | | | | | | | | | | | |
| Sound proof system (compressor) | 76-b | | | | | | | | | | | | | |
| Spring anti vibration mounts | 77 | | Option | Option | Option | Option | Option | Option | Option | Option | Option | Option | Option | Option |
| One centrifugal pump (low lift) | 78 | Option | | | | | | Option | | | | | | |
| One centrifugal pump --- SPK1 | 78-a | | Option | Option | Option | Option | Option | | | Option | Option | | | |
| One centrifugal pump --- SPK2 | 78-b | | Option | Option | Option | Option | Option | | | Option | Option | | | |
| One centrifugal pump --- SPK3 | 78-c | | Option | Option | Option | Option | Option | | | Option | Option | | | |
| One centrifugal pump --- SPK4 | 78-d | | Option | Option | Option | Option | Option | | | Option | Option | | | |
| One centrifugal pump --- SPK5 | 78-e | | | | | | | | Option | | | | Option | Option |
| One centrifugal pump --- SPK6 | 78-f | | | | | | | | Option | | | | Option | Option |
| One centrifugal pump --- SPK7 | 78-g | | | | | | | | Option | | | | Option | Option |
| One centrifugal pump --- SPK8 | 78-h | | | | | | | | Option | | | | Option | Option |
| One centrifugal pump --- SPK9 | 78-i | | | | | | | | | | | | Option | |
| One centrifugal pump --- SPK10 | 78-j | | | | | | | | | | | | Option | |
| One centrifugal pump --- SPK1a | 78-l | | | | Option | Option | Option | | | | | | | |
| One centrifugal pump --- SPK1b | 78-m | | | | Option | Option | Option | | | | | | | |
| One centrifugal pump --- SPK1c | 78-n | | | | Option | Option | Option | | | | | | | |
| One centrifugal pump (high lift) | 79 | Option | | | | | | Option | | | | | | |
| Two centrifugal pump (low lift) | 80 | | | | | | | | | | | | | |
| Two centrifugal pump --- DPK1 | 80-a | | | | | | | | | Option | Option | | | |
| Two centrifugal pump --- DPK2 | 80-b | | | | | | | | | Option | Option | | | |
| Two centrifugal pump --- DPK3 | 80-c | | | | | | | | | Option | Option | | | |
| Two centrifugal pump --- DPK4 | 80-d | | | | | | | | | Option | Option | | | |
| Two centrifugal pump --- DPK5 | 80-e | | | | | | | | Option | | | | Option | Option |
| Two centrifugal pump --- DPK6 | 80-f | | | | | | | | Option | | | | Option | Option |
| Two centrifugal pump --- DPK7 | 80-g | | | | | | | | Option | | | | Option | Option |
| Two centrifugal pump --- DPK8 | 80-h | | | | | | | | Option | | | | Option | Option |
| Two centrifugal pump (high lift) | 81 | | | | | | | | | | | | | |
| Witness test | 82 | | | | | | | | | | | | | |
| External tank without cabinet (500 L) | 83 (3) | | Option | Option | Option | Option | Option | Option | Option | Option | Option | Option | Option | Option |
| External tank without cabinet (1000 L) | 84 (3) | | Option | Option | Option | Option | Option | Option | Option | Option | Option | Option | Option | Option |
| External Tank (500 L) With CABINET RAL 7042 | 85 | | | | | | | | | | | | | |
| External Tank (1000 L) With CABINET RAL 7042 | 86 | | | | | | | | | | | | | |
| External tank with cabinet (500 L) | 87 (3) | | Option | Option | Option | Option | Option | Option | Option | Option | Option | Option | Option | Option |
| External tank with cabinet (1000 L) | 88 (3) | | Option | Option | Option | Option | Option | Option | Option | Option | Option | Option | Option | Option |
| Acoustic test | 89 | | | | | | | | | | | | | |
| Setpoint reset, Demand limit and Alarm from external device | 90 | | Option | Option | Option | Option | Option | STD | STD | STD | STD | STD | STD | STD |
| Double pressure relief valve with diverter | 91 | | Option | Option | Option | Option | Option | Option | Option | Option | Option | Option | Option | Option |
| PW COMPRESSOR - PART WINDING START | 92 | | | | | | | | | | | | | |
| Low ambient kit for 1 circuit | 93 | | | | | | | | | | | | | |
| Low ambient kit for 2 circuits | 94 | | | | | | | | | | | | | |
| Compressors circuit breakers | 95 | | Option | Option | Option | Option | Option | Option | Option | Option | Option | Option | Option | Option |
| Fans circuit breakers | 96 | | Option | Option | Option | Option | Option | STD | STD | STD | STD | STD | STD | STD |
| Main switch interlock door | 97 | | STD | STD | STD | STD | STD | STD | STD | STD | STD | STD | STD | STD |
| Emergency stop | 98 | | | | | | | | | | | | | |
| Fans speed regulation (+ fan silent mode) | 99 (2) | | Option | Option | | | | Option | Option | Option | Option | STD | Option | Option |
| Fans speed regulation (inverter) | 99a (2) | | | | Option | Option | STD | | | | | | | |
| Refrigerant recovery unit | 100 | | | | | | | | | | | | | |
| Evaporator right water connections | 101 | | | | | | | | SO | SO | SO | SO | SO | SO |
| Ground fault relay | 102 | | Option | Option | Option | Option | Option | | | | | | | |
| Evaporator 1 pass | 103 | | | | | | | | | | | | | |
| Evaporator 2 passes | 103a | | | | | | | | | | | | | |
| Evaporator double flange kit | 104 | | | | | | | | | | | | | |
| Liquid receiver | 105 | | | | | | | | | | | | | |
| Evaporator right water connections | 106 | | | | | | | | | | | | | |
| Rapid restart | 110 | | | | | | | | | | | | | |
| High temperature kit | 111 | | | | | | | | | | | | | |
| Transport kit | 112 | | Option | Option | Option | Option | | Option | Option | Option | Option | Option | Option | Option |
| Optimized free cooling (VFD fans regulation) | 113-a | | | | | | | | | | | | | |
| Optimized free cooling (On/Off fans) | 113-b | | | | | | | | | | | | | |
| Nordic kit | 114 | | | | Option | Option | Option | | | | | | | |
| Water filter | 115 | | STD | STD | STD | STD | STD | | | | | | | |
| Condenser coil protection panels | 116 | | Option | Option | Option | Option | Option | Option | Option | Option | Option | Option | Option | Option |
| Blygold coil treatment | 117 | | Option | Option | Option | Option | Option | Option | Option | Option | Option | Option | Option | Option |
| Inverter kit for pump (SPK1-SPK6) | 120a | | | | | | | | | | | | | |
| Inverter kit for pump (SPK7-SPK10) | 120b | | | | | | | | | | | | | |
| Inverter kit for pumps (DPK2-DPK6) | 120c | | | | | | | | | | | | | |
| Inverter kit for pumps (DPK7-DPK10) | 120d | | | | | | | | | | | | | |
| Refrigerant leak detection | 121 | | | | | | | | | | | | | |

(1) Option 08 includes option 29 - (2) Option 99(a) includes 'Fan overload protection' - (3) Piping between the inertial tank and the unit is not included. Electric heater power supply has to be provided from external source - (4) The order of inverter compressor will have an impact on the delivery time: please contact the factory - (5) Unit performance will be affected; contact factory for information. It is mandatory to order the option 26 when selecting CU-Ni 90-10 condenser tubes - (6) Sound proof system - compressor enclosure - (7) Compressor enclosure - (8) Soundproof cabinet will be supplied in a separate kit and not assembled. For better performance the cabinet will be integral kind (around the whole chiller, not only around compressors). Cabinet assembly is not included in the supply (9) Special transport is required (flat rack truck and open top when option 01 is selected) for model sizes as follows: EWWDC12I-SS - EWWDC18I-SS (10) Forklift loading-unloading operations are not allowed when option 01

| EWAD-D-HS | EWAD-C- | EWAD-CZ | EWAD-TZ | EWAQ-GZ | EWYQ-GZ | EWAD-CF | EWYD-BZSS | EWYD-BZSL | ERAD-E- | EWWQ-B- | EWWD-J-SS | EWWD-G- | EWWD-I-SS | EWWD-I-XS | EWWD-H-XS | EWLD-J-SS | EWLD-G-SS | EWLD-I-SS | EWWD-FZXS |
|---|---|---|---|---|---|---|---|---|---|---|---|---|---|---|---|---|---|---|---|
| | | | | | | | | | | STD | STD | STD | STD | STD | | | | | |
| | | | | | | | | | | | | | | | STD | | | | STD |
| Option | Option | Option | Option | | STD | Option | Option | Option | Option | | | | | | | | | | |
| | | | | | | | | | | Option | Option(5) | Option (5) | Option (5) | Option (5) | Option (5) | | Option (5) | | Option (5) |
| | | | | | | | | | | | | STD | STD | | NC-SO | | STD | | |
| | | | | | | | | | | | STD | | | STD | STD | | | | STD |
| | | | | | | | | | | | | | NC-SO | | | | | | |
| | | | | | | | | | | | | | | NC-SO | | | | | |
| | | | | | | | | | | | | | | | Option | | | | STD |
| STD | | | | STD | STD | | | | | | | | | | Option | | | | STD |
| STD | STD | STD | STD | STD | STD | STD | STD | STD | | Option | | | | | | | | | |
| Option | Option | Option | Option | | | Option | Option | Option | | Option | STD | Option | Option | Option | Option | STD | Option | Option | Option |
| | | | | | | | | | | | | | | | Option | | | | Option |
| STD | STD | STD | STD | STD | STD | STD | STD | STD | | STD | STD | STD | STD | STD | STD | STD | STD | STD | STD |
| STD | STD | STD | STD | Option | Option | STD | STD | STD | STD | Option | STD | STD | Option | Option | STD | STD | STD | Option | |
| STD | Option | STD | STD | Option | Option | Option | STD | STD | STD | Option | STD | STD | Option | Option | Option | STD | STD | Option | Option |
| Option | Option | Option | Option | Option | Option | Option | Option | Option | Option | Option | Option | Option | Option | Option | Option | Option | Option | Option | Option |
| Option | Option | Option | Option | Option | Option | Option | Option | Option | | Option | Option | Option | Option | Option | Option | Option | Option | Option | Option |
| STD | STD | STD | STD | STD | STD | STD | STD | STD | STD | | | | | | | | | | |
| STD | STD | STD | STD | STD | STD | STD | STD | STD | STD | STD | STD | STD | STD | STD | STD | STD | STD | STD | STD |
| STD | STD | STD | STD | STD | STD | STD | STD | STD | STD | STD | STD | STD | STD | STD | STD | STD | STD | STD | STD |
| Option | Option | Option | Option | Option | Option | | Option | Option | Option | Option(11) | Option | Option | Option (9) | Option | Option | Option | Option | Option(11) | Option |
| Option | Option | Option | Option | Option | Option | Option | Option | Option | Option | Option | Option | Option | Option | Option | Option | Option | Option | Option | Option |
| | | | | | | | | | | | | | | | | | | | |
| | | | | | | | | | | Option (8) | | | Option (8) | Option (8) | Option (8) | | | Option (8) | Option (8) |
| | | | | | | | | | | | Option (6) | Option (7) | | | | Option (6) | Option (7) | | |
| Option | Option | Option | Option | Option | Option | Option | Option | Option | Option | | | | | | | | | | |
| | | | | Option | Option | | Option | | | | | | | | | | | | |
| Option | Option | Option | | | | Option | | | | | | | | | | | | | |
| Option | Option | Option | Option | | | Option | | | | | | | | | | | | | |
| Option | | | Option | | | | | | | | | | | | | | | | |
| Option | | | Option | | | | | | | | | | | | | | | | |
| | | | Option | | | | | | | | | | | | | | | | |
| | | | Option | | | | | | | | | | | | | | | | |
| | | | Option | | | | | | | | | | | | | | | | |
| | | | Option | | | | | | | | | | | | | | | | |
| | | | Option | | | | | | | | | | | | | | | | |
| | | | Option | | | | | | | | | | | | | | | | |
| | | | Option | | | | | | | | | | | | | | | | |
| | | | | | | | Option | | | | | | | | | | | | |
| | | | | | | | | | | | | | | | | | | | |
| Option | | | Option | Option | Option | | Option | Option | | | | | | | | | | | |
| Option | | | Option | Option | Option | | Option | Option | | | | | | | | | | | |
| | | | | | | | | | | | | | | | | | | | |
| Option | | | Option | Option | Option | | Option | Option | | | | | | | | | | | |
| Option | | | Option | Option | Option | | Option | Option | | | | | | | | | | | |
| | | | | | | | | | | | | | | | | | | | |
| STD | STD | STD | STD | Option | Option | STD | Option | Option | STD | STD | STD | STD | STD | STD | STD | STD | STD | STD | STD |
| Option | Option | Option | Option | | | Option | Option | Option | Option | Option | Option | Option | Option | Option | STD | Option | Option | Option | STD |
| | | | | | | | | | | | | | | | | | | | |
| | | | | | | | | | | | | | | | | | | | |
| | | | | | | | | | | | | | | | | | | | |
| Option | Option | Option | Option | Option | Option | Option | | | Option | | | | | | Option | | | | |
| STD | STD | STD | STD | STD | STD | STD | STD | STD | STD | | | | | | | | | | |
| STD | STD | STD | STD | STD | STD | STD | | | STD | STD | STD | STD | STD | STD | STD | STD | STD | STD | |
| | STD | STD | | | | STD | | | | STD | STD | STD | STD | STD | STD | STD | STD | STD | |
| Option | Option | Option | STD (14) | | | STD | Option | STD | Option | | | | | | | | | | |
| | | | | | | | | | | | | | | | | | | | |
| | CF | CF | | | | | | | | | | | | | | | | | |
| SO | SO | SO | Option | | | SO | Option | SO | | | | | | | | | | | |
| | Option | Option | | Option | Option | Option | | | | Option | Option | Option | Option | Option | Option | Option | Option | Option | |
| | | | | | | | | | | | | | | | NC-SO | | | | NC-SO |
| | | | | | | | | | | | | | | | STD | | | | STD |
| | | | | | | | | | | Option | | Option | Option | Option | Option | | Option | Option | Option |
| | | | | | | | | | | | | | | | | Option | Option | Option | |
| | | | | | | | | | | | | | | | | | | | |
| | Option | Option | Option | | | Option | | | | | | | | | | | | | |
| | | | | | | | | | | | | | | | Option | | | | |
| Option | Option | Option | Option | Option | Option | | Option | Option | Option | Option(12) | Option | Option | Option(10) | Option | Option | Option | Option | Option(12) | Option |
| | | | | | | Option | | | | | | | | | | | | | |
| | | | | | Option | Option | | | | | | | | | | | | | |
| | | | | STD | STD | | Option | Option | | | | | | | | | | | |
| | | | STD (13) | Option | Option | | | | | | | | | | | | | | |
| Option | Option | Option | Option | | | Option | Option | Option | Option | | | | | | | | | | |
| Option | Option | Option | Option | | | Option | | | Option | | | | | | | | | | |
| | | | Option | | | | | | | | | | | | | | | | |
| | | | Option | | | | | | | | | | | | | | | | |
| | | | Option | | | | | | | | | | | | | | | | |
| | | | Option | | | | | | | | | | | | | | | | |
| | | | Option | | | | | | | | | | | | | | | | |

is selected for model sizes as follows: EWWDC12I-SS - EWWDC18I-SS - (11) Special Transport is required (flat rack truck and open top) for model sizes as follows: EWLDC10I-SS - EWLDC17I-SS or EWWQC11B-SS - EWWQC20B-SS or EWWQC10B-XS, EWWQC12B-XS - EWWQC21B-XS - (12) Forklift loading-unloading operations are not allowed for model sizes as follows: EWLDC10I-SS - EWLDC17I-SS or EWWQC11B-SS - EWWQC20B-SS or EWWQC10B-XS, EWWQC12B-XS - EWWQC21B-XS - (13) STD only for single circuit unit (14) STD only for Premium and High efficiency version

CF = Contact the factory - STD = Standard - SO = Specify at Order entry - NC = No additional cost

# Accessories - Chillers

| | Air cooled chillers | | | | | | | |
|---|---|---|---|---|---|---|---|---|
| | EWA/YQ009-011ACV3<br>EWA/YQ009-013ACW1 | EWA/YQ~BA*<br>SEHVX+SERHQ | EWAD-E-<br>ERAD-E- | EWAD~D- | EWYD-BZ | EWAD~C- | EWAD~CZ<br>EWAD~TZ | EWAD-CF |
| **Panels** | | | | | | | | |
| EKDSSP | | | | | ● | | | |
| EKDSSP-S*** | | | ● | ● | | ● | ● | ● |
| EKDDSP | | | ● | ● | ● | ● | ● | ● |
| EKPWPRO | | | | | ● | | | |
| EKPWPROM | | | | | ● | | | |
| **Serial Cards & Comm. Modules** | | | | | | | | |
| EKAC10C | | | | | | | | |
| EKAC200J | | | | | ● | | | |
| EKACBAC | | | | | ● | | | |
| EKACLON | | | | | ● | | | |
| EKACLONP | | | | | ● | | | |
| EKACRS232 | | | | | ● | | | |
| EKACWEB | | | | | ● | | | |
| EKACBACMSTP | | | | | ● | | | |
| EKACBACCERT | | | | | | | | |
| EKCM200J | | | ● | ● | | ● | ● | ● |
| EKCMLON | | | ● | ● | | ● | ● | ● |
| EKCMBACMSTP | | | ● | ● | | ● | ● | ● |
| EKCMBACIP | | | ● | ● | | ● | ● | ● |
| **Other Systems & Accessories** | | | | | | | | |
| RTD-W | | ● | | | | | | |
| EKCC-W | | ● | | | | | | |
| EKCON | | | | | ● | | | |
| EKCONUSB | | | | | ● | | | |
| EKMODEM | | | | | ● | | | |
| EKGSMOD | | | | | ● | | | |
| EKRP1HB | ● | | | | | | | |
| EKRUPCJ | | | | | ● | | | |
| EKRUPCS | | | ● | ● | | ● | ● | ● |
| EKPV2J | | | | | ● | | | |
| EKPWPROEXT | | | | | ● | | | |
| EKGWWEB | | | | | ● | | | |
| EKGWMODEM | | | | | ● | | | |
| EKRUMCA | | | | | | | | |
| EHMC* | | | | | | | | |
| EKRP1AHT | | ● | | | | | | |
| DTA104A62 | | ● | | | | | | |
| EKRUAHTB | | ● | | | | | | |
| **Gauges** | | | | | | | | |
| BHGP26A1 | | ● | | | | | | |
| **Soft starter** | | | | | | | | |
| EKSS | | | | | | | | |

* To install EKRUMCA => EKAC10C needs to be installed on the unit.

* EKAC10C allows direct connection to MODBUS BMS system

| | | Water cooled and condenserless chillers | | | | | | |
|---|---|---|---|---|---|---|---|---|
| EWAQ-E-/F-<br>EWYQ-F- | EWAQ-GZ<br>EWYQ-GZ | EWW(L)P-KBW1N | EWW(L)D~G- | EWW(L)D~I- | EWWD~H- | EWWQ~B- | EWW(L)D~J- | DWSC & DWDC<br>EWWD-FZXS |
| | | | | | | | | |
| | | | | | | | | ● |
| ● | ● | | ● | ● | ● | ● | ● | |
| ● | ● | | ● | ● | ● | ● | ● | ● |
| | | | | | | | | ● |
| | | | | | | | | ● |
| | | | | | | | | |
| | | ● | | | | | | |
| | | | | | | | | ● |
| | | | | | | | | ● |
| | | | | | | | | ● |
| | | | | | | | | ● |
| | | | | | | | | ● |
| | | | | | | | | ● |
| | | | | | | | | ● |
| ● | ● | | ● | ● | ● | ● | ● | |
| ● | ● | | ● | ● | ● | ● | ● | |
| ● | ● | | ● | ● | ● | ● | ● | |
| ● | ● | | ● | ● | ● | ● | ● | |
| | | | | | | | | |
| | | | | | | | | |
| | | | | | | | | ● |
| | | | | | | | | ● |
| | | | | | | | | ● |
| | | | | | | | | ● |
| | | | | | | | | |
| | | | | | | | | |
| ● | ● | | ● | ● | ● | ● | ● | ● |
| | | | | | | | | |
| | | | | | | | | ● |
| | | | | | | | | ● |
| | | | | | | | | ● |
| | | ● | | | | | | |
| | | ● | | | | | | |
| | | | | | | | | |
| | | | | | | | | |
| | | | | | | | | |
| | | | | | | | | |
| | | | | | | | | |
| | | ● (014-045) | | | | | | |

# Accessories - Fan coil units

| Network & control systems | FWM~D / FWL~D / FWV~D | FWS~A / FWR~A / FWZ~A |
|---|---|---|
| Wired remot control (Standard) | FWEC1A | - |
| Temperature sensor kit | FWTSKA | FWTSKA |
| Relative humidity sensor kit | FWHSKA | FWHSKA |
| Fan stop thermostat | YFSTA6 | - |
| Master slave interface | EPIMSB6 | - |
| Power interface | - | - |
| Optional PCB for MOD-bus connection | - | - |

| | FWM~D / FWL~D / FWV~D | | | | | | | | | | FWS~A / FWR~A / FWZ~A | | | |
|---|---|---|---|---|---|---|---|---|---|---|---|---|---|---|
| **Valves** | **1** | **15** | **2** | **25** | **3** | **35** | **4** | **6** | **8** | **10** | **2** | **3** | **6** | **8** |
| 3-ways 230V on/off valve kit (2-pipe) | E2MV03A6 | | | | | | E2MV06A6 | | E2MV10A6 | | E2MV03A6 | | | E2MV10A6 |
| 3-ways 230V on/off valve kit (4-pipe) | E1MV03A6 | | | | | | E4MV06A6 | | E4MV10A6 | | E4MV03A6 | | | E4MV10A6 |
| 2-ways 230V on/off valve kit (cooling heat exchanger) | E2MV2B07A6 | | | | | | | | E2MV2B10A6 | | E2MV2B07A6 | | | E2MV2B10A6 |
| 2-ways 230V on/off valve kit (additional heat exchanger) | E2MV2B07A6 | | | | | | | | | | E2MV2B07A6 | | | |
| Simplified 3-ways 230V on/off valve kit (2-pipe) | E2MVD03A6 | | | | | | E2MVD06A6 | | E2MVD10A6 | | E2MVD03A6 | | E2MVD06A6 | E2MVD10A6 |
| Simplified 3-ways 230V on/off valve kit (4-pipe) | E4MVD03A6 | | | | | | E4MVD06A6 | | E4MVD10A6 | | E4MVD03A6 | | E4MVD06A6 | E4MVD10A6 |
| 3-ways 24V on/off valve kit (2-pipe) | E2M2V03A6 | | | | | | E2M2V06A6 | | E2M2V10A6 | | E2M2V03A6 | | E2M2V06A6 | E2M2V10A6 |
| 3-ways 24V on/off valve kit (4-pipe) | E4M2V03A6 | | | | | | E4M2V06A6 | | E4M2V10A6 | | E4M2V03A6 | | E4M2V06A6 | E4M2V10A6 |
| 3-ways proportional valve kit (2-pipe) | E2MPV03A6 | | | | | | E2MPV06A6 | | E2MPV10A6 | | - | | | |
| 3-ways proportional valve kit (4-pipe) | E4MPV03A6 | | | | | | E4MPV06A6 | | E4MPV10A6 | | - | | | |
| 2-ways 24V on/off valve kit (cooling heat exchanger) | E2M2V207A6 | | | | | | | | E2M2V210A6 | | E2M2V207A6 | | | E2M2V210A6 |
| 2-ways 24V on/off valve kit (additional heat exchanger) | E2M2V207A6 | | | | | | | | | | E2M2V207A6 | | | |
| 2-ways proportional valve kit (cooling heat exchanger) | E2MPV207A6 | | | | | | | | E2MPV210A6 | | - | | | |
| 2-ways proportional valve kit (additional heat exchanger) | E2MPV207A6 | | | | | | | | | | - | | | |
| 3-ways 230V on/off valve kit (additional heat exchanger) | - | | | | | | | | | | - | | | |
| 2-ways 230V on/off valve kit (2-pipe) | - | | | | | | | | | | - | | | |
| 2-ways 230V on/off valve kit (4-pipe) | - | | | | | | | | | | - | | | |

| | FWF~C | FWG~AT | FWG~AF |
|---|---|---|---|
| **Panels + valve** | **All sizes** | **All sizes** | **All sizes** |
| Decoration panel 600x600 (2-pipe) | DCP600TC | - | - |
| Decoration panel + wireless controller | - | DCP900BTA | DCP900BFA |
| 3-ways on/off valve | MCKCW2T3VN | MCKEW2T3VN | MCKEWH4T3VN |

| FWD~A | | FWB~B | FWP~A | FWE ~C | FWT~CT | FWF~CT | FWG~A |
|---|---|---|---|---|---|---|---|
| FWEC1A | | FWEC1A | - | FWEC1A | - | - | BRD51A61 |
| FWTSKA | | FWTSKA | FWTSKA | FWTSKA | - | - | - |
| FWHSKA | | FWHSKA | FWHSKA | FWHSKA | - | - | - |
| YFSTA6 | | YFSTA6 | - | - | - | - | - |
| EPIMSB6 | | EPIMSB6 | - | EPIMSB6 | - | - | - |
| - | EPIB6 | - | - | - | - | - | - |
| - | | - | - | - | - | - | - |

| FWD~A | | | | | | | FWB~B | | | FWP~A | | FWE~C | FWC~B | FWF~B |
|---|---|---|---|---|---|---|---|---|---|---|---|---|---|---|
| 4 | 6 | 8 | 10 | 12 | 16 | 18 | 2-4 | 5-7 | 8-10 | 2-4 | 5-7 | All sizes | All sizes | All sizes |
| ED2MV04A6 | ED2MV10A6 | | | ED2MV12A6 | ED2MV18A6 | | - | | | - | | EK2MV3B10C5 | EKMV3C09B | EKMV3C09B |
| ED2MV04A6 | ED2MV10A6 | | | 2x ED2MV12A6 | 2xED2MV18A6 | | - | | | - | | EK4MV3B10C5 | 2 xEKMV3C09B | 2 x EKMV3C09B |
| - | | | | | | | E2MV207A6 | | E2MV210A6 | E2MV207A6 | | - | - | - |
| - | | | | | | | E2MV207A6 | | E2MV210A6 | E2MV207A6 | | - | - | - |
| - | | | | | | | - | | | - | | - | - | - |
| - | | | | | | | - | | | - | | - | - | - |
| - | | | | | | | - | | | - | | - | - | - |
| - | | | | | | | - | | | - | | - | - | - |
| - | | | | | | | - | | | - | | - | - | - |
| - | | | | | | | - | | | - | | - | - | - |
| - | | | | | | | - | | | - | | - | - | - |
| - | | | | | | | - | | | - | | - | - | - |
| - | | | | | | | - | | | - | | - | - | - |
| - | | | | | | | - | | | - | | - | - | - |
| - | | | | | | | E2MV307A6 | | E2MV310A6 | E2MV307A6 | | - | - | - |
| - | | | | | | | - | | | - | | EK2MV2B10C5 | EKMV2C09B | EKMV2C09B |
| - | | | | | | | - | | | - | | EK4MV2B10C5 | 2 xEKMV2C09B | 2 xEKMV2C09B |

| | FWM~D / FWL~D / FWV~D | | | | | | | | | | FWS~A /FWR~A / FWZ~A | |
|---|---|---|---|---|---|---|---|---|---|---|---|---|
| **Other accessories** | **1** | **15** | **2** | **25** | **3** | **35** | **4** | **6** | **8** | **10** | **2** | **3** |
| Electric heater (Standard) | EEH01A6 | EEH02A6 | | EEH03A6 | | EEH06A6 | | | EEH10A6 | | EEH02A6 | EEH03A6 |
| Electric heater (Big) | - | | | | | | | | | | - | |
| Fresh air intake | EFA02A6 | | | EFA03A6 | | EFA06A6 | | | EFA10A6 | | EFA02A6 | EFA03A6 |
| Additional heat exchanger | ESRH02A6 | | | ESRH03A6 | | ESRH06A6 | | | ESRH10A6 | | ESRH02A6 | ESRH03A6 |
| Air intake & discharge grille | EAIDF02A6 | | | EAIDF03A6 | | EAIDF06A6 | | | EAIDF10A6 | | EAIDF02A6 | EAIDF03A6 |
| Rear panel | ERPV02A6 | | | ERPV03A6 | | ERPV06A6 | | | ERPV10A6 | | ERPV02A6 | ERPV03A6 |
| Supporting feet | ESFV06A6 | | | | | | | | ESFV10A6 | | | ESFV06A6 |
| Supporting feet & grille | ESFVG02A6 | | | ESFVG03A6 | | ESFVG06A6 | | | ESFVG10A6 | | ESFVG02A6 | ESFVG03A6 |
| Plenum box with circular connections | EPCC02A6 (only for FWM-D) | | | EPCC03A6 (only for FWM-D) | | EPCC06A6 (only for FWM-D) | | | EPCC10A6 (only for FWM-D) | | EPCC02A6 (only for FWS-A) | EPCC03A6 (only for FWS-A) |
| Vertical auxiliary drainpan | EDPVB6 | | | | | | | | | | EDPVB6 | |
| Horizontal auxiliary drainpan | EDPHB6 | | | | | | | | | | EDPHB6 | |

| **Mechanical options** | **FWC~BT/BF** | **FWF~BT/BF** |
|---|---|---|
| Decoration Panel - Standard (Round flow) | BYCQ140CW1 | - |
| Decoration Panel - White (Round flow) | BYCQ140CW1W | - |
| Decoration Panel (4-way blow) | - | BYFQ60B3 |
| Sealing member of air discharge outlet | KDBHQ55C140 | KDBH44BA60 |
| Long-life filter | KAFP551K160 | KAFQ441BA60 |
| Fresh air intake kit (20% fresh air) (Direct installation) | KDDQ55C140 | - |
| Fresh air intake kit (Direct installation) | - | KDDQ44XA60 |
| Panel spacer | KDBQ44B60 | - |

| **Control options** | **FWF~BT/BF** | **FWC~BT/BF** |
|---|---|---|
| Infrared remote control (H/P) | BRC7E530 | BRC7E532F |
| Infrared remote control (C/O) | BRC7E531 | BRC7E533F |
| Remote sensor | KRCS01-1 | KRCS01-4 |
| Remote ON / OFF | EKROROA | - |

| **Control options** | **FWF~BT/BF - FWC~BT/BF** |
|---|---|
| Remote control wired | BRC315D7 |
| Central remote control | DCS302CA51 |
| Intelligent touch controller | DCS601C51C |
| Unified ON/OFF controller | DCS301BA51 |
| Electrical installation box with earth terminal (2 blocks) | KJB212A |
| Electrical installation box with earth terminal (3 blocks) | KJB311A |
| Electrical installation box | KJB411A |
| Schedule timer | DST301BA51 |
| Wiring adapter for electrical appendices | KRP4AA53 |
| Wiring adapter for electrical appendices | KRP2A52 |
| Noise filter (for electromagnetic interface use only) | KEK26-1A |
| Installation box for adaptor PCB | KRP1BA101 |
| Installation box for adaptor PCB | KRP1H98 |
| Optional PCB for MOD-bus connection | EKFCMBCB7 |
| 2-way valve - On / Off | EKMV2C09B7 |
| 3-way valve - On / Off | EKMV3C09B7 |
| Valve control PCB | EKRP1C11 |

| FWS~A / FWR~A / FWZ~A | | FWD~A | | | | | | | FWB~B | | | FWP~A | |
|---|---|---|---|---|---|---|---|---|---|---|---|---|---|
| 6 | 8 | 4 | 6 | 8 | 10 | 12 | 16 | 18 | 2-4 | 5-7 | 8-10 | 2-4 | 5-7 |
| EEH06A6 | EEH10A6 | EDEH04A6 | EDEHS06A6 | EDEHS10A6 | | EDEHS12A6 | EDEHS18A6 | | Factory mounted | | | Factory mounted | |
| - | | EDEH04A6 | EDEHB06A6 | EDEHB10A6 | | EDEHB12A6 | EDEHB18A6 | | - | | | - | |
| EFA06A6 | EFA10A6 | EDMFA04A6 | EDMFA06A6 | EDMFA10A6 | | EDMFA12A6 | EDMFA18A6 | | - | | | - | |
| ESRH06A6 | ESRH10A6 | - | | | | | | | EAH04A6 | EAH07A6 | EAH10A6 | EAH04A6 | EAH07A6 |
| EAIDF06A6 | EAIDF10A6 | - | | | | | | | - | | | - | |
| ERPV06A6 | ERPV10A6 | - | | | | | | | - | | | - | |
| | ESFV10A6 | - | | | | | | | - | | | - | |
| ESFVG06A6 | ESFVG10A6 | - | | | | | | | - | | | - | |
| EPCC06A6 (only for FWS-A) | EPCC10A6 (only for FWS-A) | - | | | | | | | - | | | - | |
| EDPVB6 | | EDDPV10A617 | | | | EDDPV18A617 | | | - | | | - | |
| EDPHB6 | | EDDPH10A621 | | | | EDDPH18A621 | | | - | | | - | |

## D-AHU Professional

| Construction type | | SP 65 | SP 45 | FP 50 | FP 25 |
|---|---|---|---|---|---|
| Profile | Aluminium | standard | standard | standard | standard |
| | Anodized aluminium | option | option | option | option |
| | Aluminium with thermal break | option | option | option | option |
| | Anodized aluminium with thermal break | option | option | option | option |
| Corner | Glass fibre reinforced nylon | standard | standard | standard | standard |
| Panel insulation | Polyurethane foam density 45 kg/m³ thermal conductivity 0.020 W/m*K fire reaction class 1 | standard | standard | standard | standard |
| | Mineral wool density 90 kg/m³ thermal conductivity 0.037 W/m*K (referred to 20°C) fire reaction class 0 | option | option | option | option |
| External sheet material | Grey Plastisol covered galvanized steel | standard | standard | standard | standard |
| | Pre-coated galvanized steel | option | option | option | option |
| | Galvanized steel | option | option | option | option |
| | Aluminium | option | option | option | option |
| | AISI 304 stainless steel | option | option | option | option |
| Internal sheet material | Galvanized steel | standard | standard | standard | standard |
| | Pre-coated galvanized steel | option | option | option | option |
| | Grey Plastisol covered galvanized steel | option | option | option | option |
| | Aluminium | option | option | option | option |
| | AISI 304 stainless steel | option | option | option | option |
| Base frame | Aluminium | standard (from size 1 to size 17) | standard (from size 1 to size 17) | standard (from size 1 to size 17) | standard (from size 1 to size 17) |
| | Galvanized steel | standard (from size 18 to size 27) | standard (from size 18 to size 27) | standard (from size 18 to size 27) | standard (from size 18 to size 27) |
| Handle | Glass fibre reinforced nylon | standard | standard | standard | standard |
| Type | Compression type | standard | standard | standard | standard |
| | Hinge function type (possibility to remove door) | option | option | option | option |

## D-AHU Easy

| Construction type | | DS 50 | DS 25 |
|---|---|---|---|
| Profile | Aluminium | Standard | Standard |
| Corner | Glass fibre reinforced nylon | Standard | Standard |
| Panel insulation | Polyurethane foam thermal conductivity 0.024 W/m*K | Standard (density 45 kg/m³) | standard (density 47 kg/m³) |
| External sheet material | Pre-coated galvanized steel (RAL 9002) | Standard | Standard |
| Internal sheet material | Galvanized steel | Standard | Standard |
| Base frame | Aluminium | Standard | Standard |
| Handle | Glass fibre reinforced nylon | Standard | Standard |
| Type | Compression type | Standard | Standard |

| | | Conveni-Pack | ZEAS | | | | | | Multi-ZEAS | |
|---|---|---|---|---|---|---|---|---|---|---|
| | | LRYEQ16AY1 | LREQ5BY1 | LREQ6BY1 | LREQ8BY1 | LREQ10BY1 | LREQ12BY1 | LREQ15BY1 | LREQ20BY1 | LREQ15BY1Rx2 | LREQ20BY1Rx2 |
| Digital pressure gauge kit | | BHGP26A1 | BHGP26A1 | | | | | | | | |
| Pressure gauge kit | | - | KHGP26B140 | | | | | | | | |
| Snowbreak hood | Kit (Inlet + Outlet) | KPS26C504 | KPS26C160 | | KPS26C280 | | | KPS26C504 | | | |
| | Air outlet | KPS26C504T | KPS26C160T | | KPS26C280T | | | KPS26C504T | | | |
| | Left side air inlet | KPS26C504L | KPS26C504L | | | | | | | | |
| | Right side aire inlet | KPS26C504R | KPS26C504R | | | | | | | | |
| | Back side air inlet | KPS26C504B | KPS26C160B | | KPS26C280B | | | KPS26C504B | | | |
| Central drain pan kit | | KWC26C450* | KWC26C160 | | KPS26C280 | | | KPS26C450 | | KPS26C450** x2 | |
| Communication box | | BRR9A1V1 | | | | | | | | BRR9A1V1*** | |
| Booster unit | | LCBKQ3AV19 | | | | | | | | - | |
| Suction branch pipe for multi | | - | - | | | | | | | EKHRQZM**** | |

* In cold areas should be heated by a field-supplied heater to prevent drain water from freezing in the drain pan. ** required for each module
*** software update required (to be executed during commissioning) **** mandatory

| | | DCM601A51 | DMS504B51 | DMS502A51 |
|---|---|---|---|---|
| | | intelligent Touch Manager | LonWorks Interface | BACnet Interface |
| iTM plus adapter | | DCM601A52 | | |
| iTM ppd software | | DCM002A51 | | |
| iTM energy navigator software | | DCM008A51 | | |
| iTM BACnet option | | DCM009A51 | | |
| WAGO I/O | Modbus communication unit | WGDCMCPLR | | |
| | DC24V power supply unit: | 787-712 | | |
| | DC24V power supply unit: | 750-613 | | |
| | Connector: | 750-960 | | |
| | Terminator module: | 750-600 | | |
| | Di module: | 750-400, 750-432 | | |
| | Do module: | 750-513/000-001 | | |
| | Ai module: | 750-454, 750-479 | | |
| | Thermistor module: | 750-461/020-000 | | |
| Interface adapter for connection to RA units | | | KRP928A2S | KRP928A2S |
| Interface adapter for connection to R-407C/R-22 Sky Air units | | | DTA102A52 | DTA102A52 |
| Interface adapter for connection to R-410A Sky Air units | | | DTA112B51 | DTA112B51 |
| DIII board | | | | DAM411B51 |
| Digital input/output | | | | DAM412B51 |

# Power supply

T1 = 3~, 220V, 50Hz
V1 = 1~, 220-240V, 50Hz
VE = 1~, 220-240V/220V, 50Hz/60Hz*
V3 = 1~, 230V, 50Hz
VM = 1~, 220~240V/220~230V, 50Hz/60Hz
W1 = 3N~, 400V, 50Hz
Y1 = 3~, 400V, 50Hz

* For VE power supply only 1~, 220-240V, 50Hz data is displayed in this catalogue.

# Conversion table refrigerant piping

| inch | mm |
|---|---|
| 1/4″ | 6.4 mm |
| 3/8″ | 9.5 mm |
| 1/2″ | 12.7 mm |
| 5/8″ | 15.9 mm |
| 3/4″ | 19.1 mm |
| 7/8″ | 22.2 mm |
| 1 1/8″ | 28.5 mm |
| 1 3/8″ | 34.9 mm |
| 1 5/8″ | 41.3 mm |
| 1 3/4″ | 44.5 mm |
| 2″ | 50.8 mm |
| 2 1/8″ | 54 mm |
| 2 5/8″ | 66.7 mm |

# F-gas regulation

For fully/partially charged equipment: contains fluorinated greenhouse gases. Actual refrigerant charge depends on the final unit construction, details can be found on the unit labels.

For non pre-charged equipment (Chillers: split chiller (SEHVX/SERHQ), condensing units and condenserless chillers + refrigeration (LCBKQ-AV1, JEHCCU/JEHSCU and ICU): Its functioning relies on fluorinated greenhouse gases.

# Measuring conditions

## Air conditioning

| | |
|---|---|
| **1) Nominal cooling capacities are based on:** | |
| Indoor temperature | 27°CDB/19°CWB |
| Outdoor temperature | 35°CDB |
| Refrigerant piping length | 7.5m - 8/5m VRV |
| Level difference | 0m |
| **2) Nominal heating capacities are based on:** | |
| Indoor temperature | 20°CDB |
| Outdoor temperature | 7°CDB/6°CWB |
| Refrigerant piping length | 7.5m - 8/5m VRV |
| Level difference | 0m |

## Applied systems

| | | | |
|---|---|---|---|
| Air cooled | Cooling only | Evaporator: 12°C/7°C | Ambient: 35°CDB |
| | Heat pump | Evaporator: 12°C/7°C | Ambient: 35°C |
| | | Condenser: 40°C/45°C | Ambient: 7°CDB/6°CWB |
| Water cooled | Cooling only | Evaporator: 12°C/7°C | |
| | | Condenser: 30°C/35°C | |
| | Heating only | Evaporator: 12°C/7°C | |
| | | Condenser: 40°C/45°C | |
| Condenserless chiller | | Evaporator: 12°C/7°C | |
| | | Condensing temperature: 45°C / liquid temperature: 40°C | |
| Fan coil units | Cooling | Room temperature: 27°CDB /19°CWB | |
| | | Water inlet/outlet temperature: 7°C/12°C | |
| | Heating | Room temperature: 20°C<br>2 pipe: Water inlet temperature: 50°C (same water flow as in cooling mode)<br>4 pipe: Water inlet/outlet temperature: 70°C/60°C | |

The sound pressure level is measured via a microphone at a certain distance from the unit. It is a relative value, depending on the distance and acoustic environment (for measuring conditions: please refer to the technical databooks).
The sound power level is an absolute value indicating the "power" which a sound source generates.
For more detailed information please consult our technical databooks.

# Benefits

## We care icons



**Seasonal efficiency, smart use of energy**
Seasonal efficiency gives a more realistic indication on how efficient air conditioners operate over an entire heating or cooling season.



**Auto-cleaning filter**
The filter automatically cleans itself once per day. Simplicity of upkeep means optimum energy efficiency and maximum comfort without the need for expensive or time-consuming maintenance.




**Inverter technology**
In combination with inverter controlled outdoor units



**2 area intelligent eye**
Air flow is sent to a zone other than where the person is located at that moment. If no people are detected, the unit will automatically switch over to the energy-efficient setting.




**3 area intelligent eye**
Air flow is sent to a zone other than where the person is located at that moment. Detection is done in 3 directions : left, front and right. If no people are detected, the unit will automatically switch over to the energy-efficient setting.



**Energy saving during operation standby**
Current consumption is reduced by about 80 % when operating on standby. If no people are detected for more than 20 minutes, the system will automatically switch to the current-saving mode.



**Night set mode**
Saves energy, by preventing overcooling or overheating during night time.



**Econo mode**
This function decreases the power consumption so that other applicances that need large power consumption can be used. This function is also energy saving.



**Movement sensor**
The sensor detects whether someone is in the room. When the room is empty, the unit switches to economy mode after 20 minutes and restarts when a person enters the room.



**Home leave operation**
During absence, the indoor temperature can be maintained at a certain level.



**Fan only**
The air conditioner can be used as fan, blowing air without cooling or heating.




**Free cooling**
By exploiting the low external air temperatures to cool the water, free cooling reduces the load on the compressors and decreases considerably the annual operating costs during the cold season.



**Floor & presence sensor**
The presence sensor directs the air away from any person detected in the room, when the air flow control is on. The floor sensor detects the average floor temperature and ensures an even temperature distribution between ceiling and floor.

## Comfort



**Comfort mode**
The unit automatically changes the angle of the air discharge louvre depending on the mode. In cooling operation the air will be directed rather upwards to to avoid cold draught, while in heating operation the air will be directed rather downwards to avoid cold feet.



**Powerful mode**
If the temperature in the room is too high/low, it can be cooled down/heated quickly by selecting the 'powerful mode'. After the powerful mode is turned off, the unit returns to the preset mode.



**Whisper quiet**
Daikin indoor units are whisper quiet.



**Outdoor unit silent operation**
To ensure a quiet environment for the neighbourhood the user can lower the operation sound of the outdoor unit by 3 dB(A) via remote control.



**Comfortable sleeping mode**
Increased comfort function that follows a specific temperature fluctuation rhythm.




**Draught prevention**
When starting to warm up or when the thermostat is off, the air discharge direction is set horizontally and the fan to low speed, to prevent draught. After warming up, air discharge and fan speed are set as desired.




**Auto cooling-heating changeover**
Automatically selects cooling or heating mode to achieve the set temperature (heat pump types only).



**Indoor unit silent operation**
To ensure a quiet environment for studying or sleeping the user can lower the operation sound of the indoor unit by 3 dB(A) via remote control.



**Night quiet mode (cooling only)**
Lowers the operation sound of the outdoor unit automatically by 3dB(A) by removing a jumper wire on the outdoor unit. This function can be deactivated if the jumper wire is reinstalled on the outdoor unit.



**Radiant heat**
The front panel of the indoor unit radiates additional heat to add to your comfort on cold days

## Air flow



**Ceiling soiling prevention**
A special function prevents air blowing out too long in horizontal position, to prevent ceiling stains.



**Vertical auto swing**
Possibility to select automatic vertical moving of the air discharge louvre, for uniform air flow and temperature distribution.




**Auto fan speed**
Automatically selects the necessary fan speed to reach or maintain the set temperature.



**Individual flap control**
Flexible installation thanks to the possibility of easily closing one flap via the wired remote controller, to suit any new room configuration. Optional closure kits are available as well.




**3-D Air flow**
This function combines Vertical and Horizontal auto-swing to circulate a stream of cool/warm air right to the corners of even large spaces.



**Horizontal auto swing**
Possibility to select automatic horizontal moving of the air discharge louvre, for uniform air flow and temperature distribution.



**Fan speed steps**
Allows to select up to the given number of fan speed.

# Benefits

## Humidity control




**Ururu - humidification**
Moisture is absorbed from the outdoor air and evenly distributed throughout the indoor areas.




**Sarara - dehumidification**
Reduces indoor humidity, without affecting the room temperature, by mixing cool, dry air with warm air.




**Dry programme**
Allows humidity levels to be reduced without variations in room temperature.

## Air treatment




**Flash streamer**
The Flash Streamer generates high-speed electrons that powerfully break down bacteria, viruses and allergens, making the air more clean.



**Titanium photocatalytic air purification filter**
Removes airborne dust particles, and decomposes the odours of for example tobacco and pets. It also decomposes harmful organic chemical substances such as bacteria, viruses and allergens.



**Photocatalytic deodorising filter**
Removes airborne dust particles, decomposes odours and restrains the reproduction of bacteria, viruses and microbes, this to ensure a steady supply of clean air.



**Air filter**
Removes airborne dust particles to ensure a steady supply of clean air.

## Remote control & timer




**Weekly timer**
Timer can be set to start operation anytime on a daily or weekly basis




**24 Hour timer**
Timer can be set to start cooling/heating anytime during a 24-hour period.



**Timer**
Allows to preset the air conditioner to start/stop at a specified time.



**Infrared remote control**
Infrared remote control with LCD to start, stop and regulate the air conditioner from a distance.



**Wired remote control**
Wired remote control to start, stop and regulate the air conditioner from a distance.



**Centralised control**
Centralised control to start, stop and regulate several air conditioners from one central point.



**Online controller**
Online controller (optional): control your indoor unit from any location via smartphone, laptop, pc, tablet or touch screen



**Online controller via app**
Control your indoor unit from any location via app. (optional WLAN adapter)

## Other functions




**Auto-restart**
The unit restarts automatically at the original settings after power failure.



**Self-diagnosis**
Simplifies maintenance by indicating system faults or operating anomalies.



**Twin/triple/double twin application**
2, 3 or 4 indoor units can be connected to only 1 outdoor unit even if they have different capacities. All indoor units operate within the same mode (cooling or heating) from one remote control.



**Multi model application**
Up to 5 indoor units (even different capacities) can be connected to a single outdoor unit. All indoor units can individually be operated within the same mode.



**VRV for residential application**
Up to 9 indoor units (even different capacities and up to 71 class) can be connected to a single outdoor unit. All indoor units can individually be operated within the same mode.



**Drain pump kit**
Facilitates condensation draining from the indoor unit.



**Multi tenant**
The indoor unit's main power supply can be turned off when leaving the hotel or office building.



**Swing compressor**



**Scroll compressor**



**Screw compressor**



**Centrifugal compressor**




**Guaranteed operation down to -25°C**
Daikin is suitable for all climates, even withstanding severe winter conditions with an operation range down to -25°C




**Guaranteed operation down to -20°C**
Daikin is suitable for all climates, even withstanding severe winter conditions with an operation range down to -20°C

# VRV IV Heat Recovery

# 360° efficiency

installation efficiency

operational efficiency

design efficiency

**FAST** design + **QUICK** installation + **MORE** free heat + **MAX** comfort

DAIKIN




Our new VRV IV heat recovery systems sets pioneering standards in all-round climate comfort efficiency.

Total design simplicity, rapid installation, full flexibility with absolute efficiency and comfort. Find out about all revolutionary changes on **www.daikineurope.com/vrviv**

**Daikin Europe N.V.** Naamloze Vennootschap Zandvoordestraat 300 · 8400 Oostende · Belgium · www.daikin.eu · BE 0412 120 336 · RPR Oostende (Responsible Editor)

MIX Paper from responsible sources FSC® C109049

EUROVENT CERTIFIED PERFORMANCE www.eurovent-certification.com

Daikin Europe N.V. participates in the Eurovent Certification programme for Liquid Chilling Packages (LCP), Air handling units (AHU) and Fan coil units (FCU). Check ongoing validity of certificate online: www.eurovent-certification.com or using: www.certiflash.com

ECPEN15-500_P 600 · 10/14

The present publication is drawn up by way of information only and does not constitute an offer binding upon Daikin Europe N.V. Daikin Europe N.V. has compiled the content of this publication to the best of its knowledge. No express or implied warranty is given for the completeness, accuracy, reliability or fitness for particular purpose of its content and the products and services presented therein. Specifications are subject to change without prior notice. Daikin Europe N.V. explicitly rejects any liability for any direct or indirect damage, in the broadest sense, arising from or related to the use and/or interpretation of this publication. All content is copyrighted by Daikin Europe N.V.

The present publication supersedes ECPEN14-500_P2. Printed on non-chlorinated paper. Prepared by Platzer Kommunikation, Germany.