DAIKIN

General catalogue

2016



Daikin world

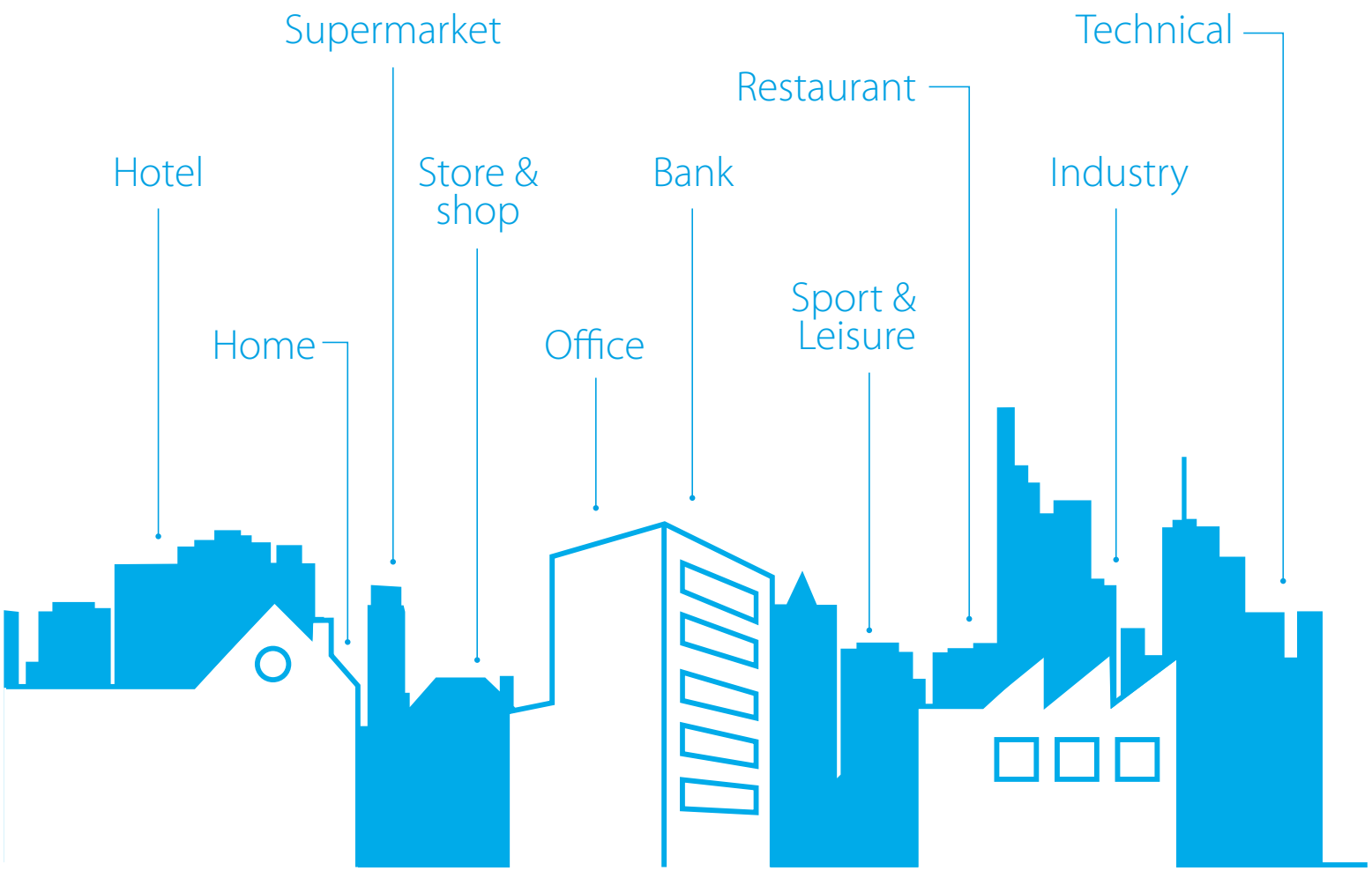

The perfect working environment is essential for all businesses. From supermarkets to offices, from public buildings to hotels, from restaurants to shops it is essential that the quality of the air is optimised at all times – but no space is used in exactly the same way and that calls for flexible, tailored and economic solutions. Daikin, the innovation leader for more than 90 years, understands this and its 'total solution' concept is built around customised solutions for individual clients. Whether cooling, heating, ventilation, air curtains or refrigeration with intelligent control systems.

Daikin has the units, the experience and the solution for you. Learn all about our solutions for your business and read more about customer experiences.

Our promise...

... is to ensure that customers can depend on Daikin for the ultimate in comfort, so that they are free to focus on their own working and home lives.

We promise to dedicate ourselves to technological excellence, a design focus and the highest quality standards so that our customers can trust and rely on the comfort we deliver.

Our promise to the planet is absolute. Our products are at the forefront of low energy-usage and we will innovate to further reduce the environmental impact of HVACR (Heating, Ventilation, Air conditioning, Refrigeration) solutions.
We lead where others follow.

We will continue our global leadership in HVACR solutions as our specialist expertise in all market sectors combined with 90 years' experience enable us to deliver added value in long-lasting relationships based on trust, respect and credibility.

We promise to continue our forward-thinking ethos, treating challenges as opportunities to produce ever-better solutions.
We will drive innovation and go the extra distance for our customers and our company.
We will be smart and ready to do things differently.

We will deliver on these core values of our brand and enjoy sustainable success with continued growth.



Table of content

What's new in 2016 4

Why choose R-32 refrigerant? 8

Replacement technology 9

Seasonal efficiency, smart use of energy 10

Tools and Platforms 12

Air purifiers 14

Heating

Source to water heat pumps 19
Daikin Altherma hybrid heat pump 28
Daikin Altherma ground source heat pump 30
Daikin Altherma low temperature 32
Daikin Altherma high temperature split 58
Daikin Altherma Flex Type 64
Domestic hot water heat pump 70

Gas condensing boiler 72

Air conditioning

Residential applications - Split 77
Pair applications 89
Multi model applications 112

Light commercial applications - Sky Air 167
Indoor units 182
Outdoor units 209
Twin, triple, double twin applications 214

Rooftops 220

Commercial applications - VRV 227
Powerful selection programs 234
Outdoor units 242
Indoor units 266
Hot water 290

Ventilation & Biddle Air Curtains 303

Marine Types 321

Applied systems

Chillers 323
Air cooled chillers (Cooling only) 332
Air cooled chillers (Heat pump) 374
Air cooled condensing units 384
Water cooled chillers 386
Condenserless chillers 400
Water cooled centrifugal chillers 406

Fan coil units 415

Air handling units 441

Refrigeration

ZEAS condensing units 464
Conveni-Pack 468
Booster unit 471
Commercial condensing units 472
Industrial condensing unit 475

Control systems

Control systems 478

For latest data, please consult my.daikin.eu

What's new in 2016



p.49 **NEW** E(D/B)LQ-CV3 - Small monobloc

› Compact heating only and reversible monobloc for space heating & cooling with optional domestic hot water
› Fuss-free installation : only water connections required
› Reliable operation even when -25°C outside thanks to frost protection features such as free hanging coil



p.71 **NEW** EKHHP-A2V3+ERWQ-AV3 - Domestic hot water heat pump

› Domestic hot water is heated almost immediately
› Combine it with solar heating for even better energy efficiency
› Easy installation: no water tank pressure and only
› limited pressure in the heat exchanger
› Low maintenance: no anode means no scale and lime deposits or corrosion
› Electrical back-up (2.5 kW) ensures hot water under all circumstances. The 500L tank can also be equipped with an external hydraulic back-up

R-32



p.92 **NEW** Full pair and multi range with top efficiency and comfort

› Seasonal efficiency values up to A+++
› New European designed indoor unit (FTXM-M) with perfect indoor air quality
› 2,3,4 and 5 port multi units connectable to wall mounted and concealed ceiling units
› Low global warming potential thanks to R-32 refrigerant
› New online controller

R-32

Variable Refrigerant Temperature

SkyAir



p.182 FCAHG-F / RZAG-LV1 - Sky Air

› First light commercial range available with R-32 refrigerant in the European market!
› Lowest environmental impact:
- GWP reduced with 68% compared with R-410A
- 12% lower refrigerant charge
› Minimum 5% more efficient compared to R-410A units

p.188 ## Round flow cassette auto-cleaning panel with finer mesh filter

ROUND FLOW

NEW › For fine dust applications (e.g. clothing shops) a decoration panel with finer mesh filter guarantees optimal working conditions within these high demanding surroundings

For every application a panel:

- Auto-cleaning panel with standard filter BYCQ140DG, white (RAL9010) with grey louvers

NEW

- Auto-cleaning panel with finer mesh filter BYCQ140DGF, white (RAL9010) with grey louvers
- Full white (RAL9010) panel with standard filter BYCQ140DW
- White (RAL9010) with grey louvers panel with standard filter BYCQ140D





---

p.249 NEW ## RXYSCQ-TV1 / RXYSQ-TV1 / RXYSQ-TY1 VRV IV S-series

Variable Refrigerant Temperature

VRV IV S-series

› Widest range of mini units on the market: from 4 up to 12HP
› RXYSCQ4,5T: The most compact (823mm high) and lightweight (88kg) VRV in the market makes the unit almost unnoticeable
› Either connect VRV or stylish indoor units (Daikin Emura, Nexura)
› Incorporates VRV IV standards & technologies such as Variable Refrigerant temperature



---

p.253 NEW ## SB.RKXYQ-T - VRV IV heat pump for indoor installation

Variable Refrigerant Temperature

VRV IV i-series

The invisible VRV

› Unique VRV heat pump for indoor installation
› Total flexibility for any shop location and building type as the outdoor unit is invisible and split up in 2 parts
› Highly suited to densely populated areas thanks to the low operation sound and seamless integration into surrounding architecture
› Incorporates VRV IV standards & technologies such as Variable Refrigerant temperature
› Lightweight units reduce installation time and effort





Variable Refrigerant Temperature

VRV IV W-series



p.261 RWEYQ-T8 - Water cooled VRV IV

NEW
- Connectable to the most extended and compact range of BS boxes (BS1Q-A / BS-Q14A)

- Ideal for high-rise buildings, using water as heat source
- Unified range for geothermal and standard series and heat pump and heat recovery
- Incorporates VRV IV standards & technologies such as Variable Refrigerant temperature
- 2-stage heat recovery: between indoor units and between outdoor units via the water circuit

---

VRV





p.290 VRV hydroboxes compliant with Eco-design legislation

NEW
- LT hydrobox HXY-A8 and HT hydrobox HXHD-A8 fully Eco-design compliant thanks to new pump

- For efficient space cooling/heating and hot water production
- Free heating provided by transferring heat from areas requiring cooling to areas requiring heating or hot water
- Saves time on design and installation as all water-side components are fully integrated with direct control over leaving water temperature

---



p.306 VAM-FC compliant with Eco-design legislation

NEW
- Fully compliant with the new Eco-design legislation coming into force 01/01/2016

- Energy saving ventilation using indoor heating, cooling and moisture recovery
- Free cooling possible
- Prevent energy losses with optional CO_2 sensor
- High efficiency filters available



p.336 NEW EWAQ-G - EWYQ-G-
p.378 Air cooled scroll chiller and heat pump

- Single refrigerant circuit (2 scroll compressors) with single evaporator
- Compact design to allow easy indoor installation or retrofit operations
- Micro channel heat exchanger technology reduces the amount of refrigerant used in the system, lowering environmental impact
- Partial and total heat recovery option available
- Stainless steel plate heat exchanger

p.390
p.391
p.392
p.401
p.402

NEW

EWHQ-G-/EWWQ-G-/EWWQ-L-/ EWLQ-G-/EWLQ-L- Water cooled scroll (condenserless) chiller and heat pump



- Single refrigerant circuit (2 scroll compressors) with single evaporator (EWWQ-G-SS)
- Dual refrigerant circuit (4 scroll compressors) with single evaporator (EWWQ-L-SS)
- Conceived for stacked installation of two single circuit units to reduce the footprint (EWWQ-G-SS)
- Heat pump version with reversibility on refrigerant side, ideal for geothermal applications (EWHQ-G-SS)
- For chilled water production, to be combined with a remote condensing unit (EWLQ-G-SS/EWLQ-L-SS)

p.467

NEW

Mini-ZEAS

COMING SPRING 2016



- Ideal solution for multiple smaller refrigeration requirements
- Small footprint (up to 60 % smaller than equivalent products in the market)
- F-Gas compliant (R-410A)
- Plug and play system reduces installation time and cost

p.483

COMING SPRING 2016

BRC1E53A/B/C - Wired remote control with duty rotation



NEW

- Replaces BRC1E52A/B in Spring 2016 and includes following additional functionalities:
  - Duty rotation and back-up for infrastructure cooling
  - Remote control save mode : screen turns off when no person is changing mode or adjusting settings
  - Demand control: decreases the power consumption to 70 or 40 % when other large applicances need to be switched on
  - Selection of quiet mode function for the outdoor unit

p.490

NEW

DCC601A51 - Centralised touch controller with cloud connection



- Centrally control your building (air conditioning, window contact, ...)
- Intuitive and user-friendly interface
- Stylish optional screen fits any interior
- Plug&play installation

Cloud package options:

- Online control: control your system no matter where you are
- Multi site: control and compare the energy use of multiple sites
- Energy saving: Maximize your air conditioning system operation automatically and keep track of your energy use



Why choose R-32 refrigerant?

Ten years ahead of legislation

Improving indoor comfort while having a low environmental impact. With this in mind, Daikin launched the **first worldwide air conditioners with R-32 refrigerant in Japan at the end of 2012**, where millions have since been installed. Meanwhile, R-32 models have been introduced in many other countries and since 2013 as a first in Europe.



Ururu Sarara | Daikin Emura | FTXM

Did you know?

The new European F-gas regulation 517/2014 includes a ban on some refrigerants in certain applications. R-32 is a perfect answer to this. **Daikin has introduced R-32 models 10 years ahead of time. The sooner the industry changes to lower GWP refrigerants, the better for the environment**.

GWP is not the only parameter

There is no refrigerant which can meet the needs of every kind of application. This means that Daikin had to evaluate its options carefully, taking into account not only the GWP or amount of refrigerant used, but also aspects such as energy efficiency, safety and affordability.

For example, selecting a refrigerant with a lower GWP but which uses more energy would not be a good choice, as it would be counterproductive for the total product's global warming impact.

Daikin, followed by other industry players, selected R-32 because it contributes to the EU F gas regulation targets, whilst being energy efficient, safe and affordable.

Advantages of R-32

The chemical name for R-32 is difluoromethane. It has been used for many years as a component of the refrigerant blend R-410A. Daikin and others in the industry recognise the advantages of using R-32 in its pure form.

	R-410A	R-32
Composition	Blend of 50% R-32 + 50% R-125	Pure R-32 (no blend)
GWP (Global Warming Potential)	2087.5	675
ODP (Ozone Depletion Potential)	0	0

Compared to R-410A, the GWP (Global Warming Potential) of R-32 is only one third, while it allows for a much smaller refrigerant volume. It contributes to the EU F-gas regulation targets, while being energy efficient, safe and affordable. R-32 is also easier to recycle and re-use. In addition, R-32 is easy to handle for installers and service technicians as it can be charged in both liquid and gas phase. And there is no need to worry about fractionation or glide problems.

Comparison example for Daikin Emura 3.5 kW model available in R-410A and R-32 version

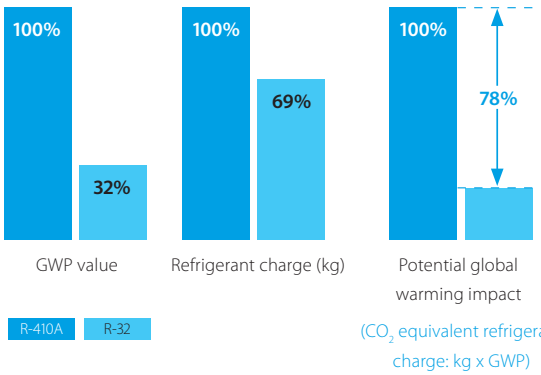



Replacement technology The quick and quality way of upgrading R-22 and R-407C systems

Service and maintenance with R-22 is prohibited since 01/01/2015, meaning repairs are impossible to R-22 systems. Avoid unexpected downtime for your customers and replace these systems now!

Installer benefits

Less installation time

Tackle more projects in less time thanks to **faster installation**. It is more profitable than replacing the full system with new piping.

Lower installation costs

Reducing installation costs enables you to offer customers the most **cost-effective** solution and improve your competitive edge.

Replace competitor systems

It is a trouble-free replacement solution for Daikin systems and for systems made by other manufacturers.

Optimize your business

A simple solution for replacement technology enables you **to handle more projects** for more customers in less time and offer them the best price! Everybody gains.

Keep your refrigerant piping

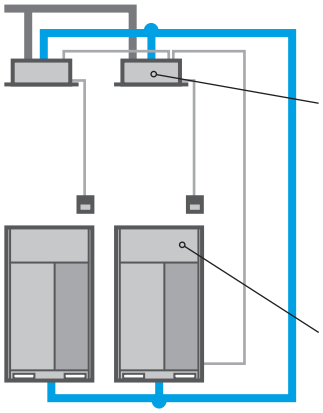

The Daikin low-cost upgrade solution

Replace indoor units and BS boxes

Contact your local dealer to check compatibility in case you need to keep the indoor units.

Replace outdoor units

Customer benefits

Save on running costs

Comparison based on EER

(efficiency of a residential product in cooling mode)



Comparison based on SEER

(efficiency of a residential product according to current seasonal legislation of a product in cooling mode)



No disturbance

Re-use your **existing piping** ensuring a quick and quality replacement allowing work to be done without affecting your comfort or business

Upgrade your comfort

Upgrade your comfort with cutting-edge design, low noise levels, WIFI controls and more…

It's all about A



New energy labels for heat generators and water heaters

From September 26, 2015, all space heating and hot water systems are required to display a label which clearly indicates the system's efficiency class. The new labelling requirements follow on from the adoption in 2010 of the energy labelling Directive (2010/30/EU). The primary aim of the Directive has been to remove poorly performing, energy inefficient products from the market. Only heat pumps with an efficiency class of A+ (for 55°C) or A (for low temperature heat pumps declared at 35°C) and better will be allowed in the market. Condensing gas and oil boilers will need at least a B label.
Daikin has been proactive in addressing the new energy requirements, through further improvements and additions to Daikin heating and hot water systems which guarantee energy efficiency to an `A' grade or higher.

Find out more on www.daikineurope.com

DAIKIN

Daikin leads the way…

Seasonal efficiency,

Smart use of energy

Challenging 20-20-20 environmental targets with Europe's energy label

The European Commission has set challenging targets for improving energy efficiency in the EU. These so-called 20-20-20 targets aim at a 20% reduction in CO_2 emissions, 20% share of renewable energy and a 20% reduction in the use of primary energy, all by the year 2020. To realise these objectives, Europe issued the Eco-Design Directive [2009/125/EC]. This sets minimum efficiency requirements for energy related products.

Air-to-Air heat pumps

Since 2013, all air conditioners and air-to-air heat pumps under 12 kW are in scope of this Eco-Design Directive. Products unable to comply with the minimum efficiency requirement (such as non-inverter air conditioners) will lose their CE marking and thus may no longer be sold in the European Union.

To inform consumers concerning these new energy performance standards, Europe also introduced a new energy label. The former European energy label, introduced in 1992, has had its effect. Consumers were able to compare and make purchasing decisions based on uniform labelling criteria. The new label that came into force on 1 January 2013 allows end-users to make even better informed choices, since seasonal efficiency reflects air conditioner efficiency over an entire season.

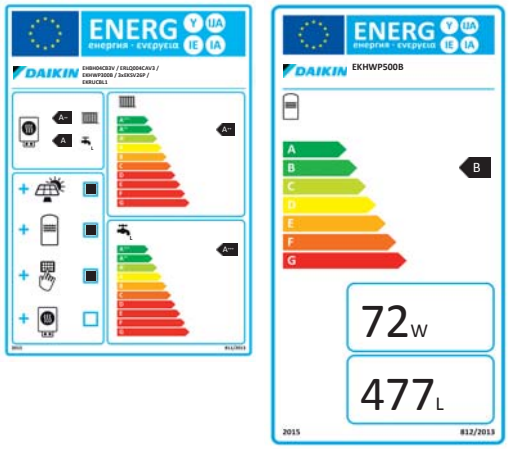

The energy label includes multiple classifications from A+++ to D reflected in colour shadings ranging from dark green (most energy efficient) to red (least efficient). Information on the label includes not only the new seasonal efficiency ratings for heating (SCOP) and cooling (SEER), but also annual energy consumption and sound levels.

Heating systems

Since September 2015, space heaters, combi heaters (Lot 1) and domestic hot water heaters (Lot 2) need to comply with these 20-20-20 targets. This gives the opportunity to the end user to choose the most efficient heating system for his specific solution by for example comparing oil boilers with air-to-water heat pumps.

Ventilation

The EU has decided to extend this system of minimum seasonal efficiency requirements and energy labels also to ventilation systems, from January 2016 onwards. Ecodesign data will be required for both VAM units and air handling units. Energy labels for VAM units only.

Refrigeration and process chillers

Next to heat pumps, heat generators, water heaters and ventilation also refrigeration units and process chillers need to comply to minimum efficiency requirements. From July 2016 onwards, commercial condensing units, ZEAS and process chillers will be in scope of this new EU legislation.

Although legislation for ventilation will only come into force from January 2016 onwards, and for refrigeration and process chillers from July 2016 onwards Daikin is already preparing their units and communication tools to be ahead of legislation again.

Tools and platforms

We're here to help you!

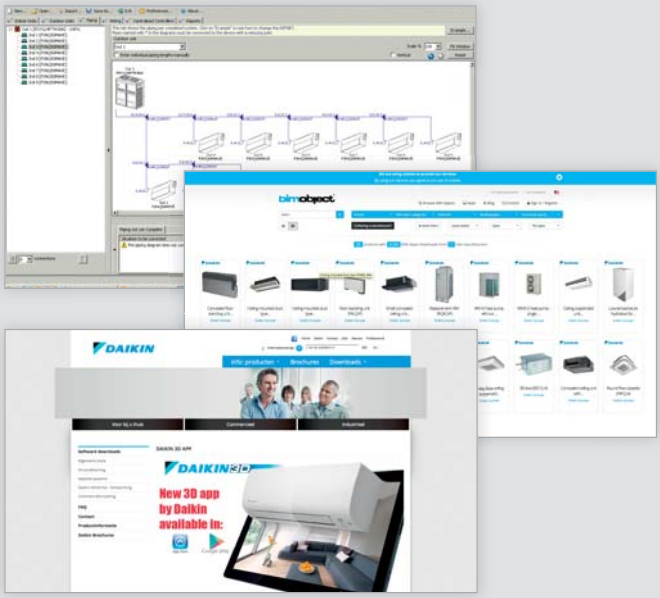

Literature

See all the literature available
› for you
› for your customers



www.daikineurope.com/
support-and-manuals/catalogues

Sales supporting apps

We offer a variety of building modelling, selection, simulation and quotation software tools to support your sales.

www.daikineurope.com/
support-and-manuals/
software-downloads

Some of our most used apps:

There's an app for that

› **Daikin Altherma simulator:** for appropriate heat pump selection
› **3D app:** Allows you to choose the air conditioning and watch it at home BEFORE you buy!
› **Error code app:** quickly know the meaning of fault codes for each product family
› **Load calculation tool:** helps you to calculate the heat and cool laod of your building
› **Multi selection tool:** for quick calculation of multi split combinations & piping lengths
› **Xpress:** quick quotaton tool for VRV
› **Astra:** AHU design software
› **BIM models** for VRV units



Online support

NEW Business portal

- Experience our new extranet that thinks with you at my.daikin.eu
- Find information in seconds via a powerful search
- Customise the options so you see only info relevant for you
- Access via mobile device or desktop

my.daikin.eu



Internet

Find our solution for different applications:

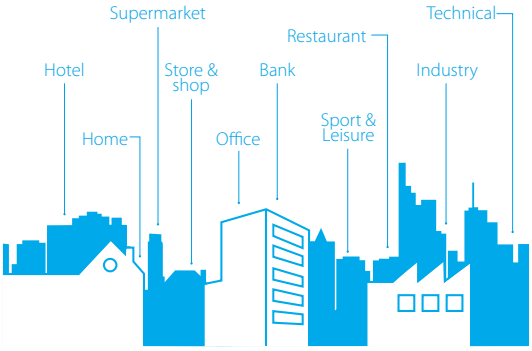

- Get more commercial details on our flagship products via our dedicated minisites

www.daikineurope.com/commercial/applications

www.daikineurope.com/industrial/applications

- See our references



www.daikineurope.com/references



Pure air

Because Daikin cares

MC70L

The streamer technology air purifier, a blend of new technology, improved performance, and ultra quiet operation, is designed to care for you by unobtrusively providing **purified air** to produce a healthy home environment. Purified air improves the perception of **comfort** and, by **removing** and destroying **contaminants** and **odours**, the streamer technology air purifier also plays an essential role for those who suffer from **asthma** or **allergies**. These efforts place the streamer technology air purifier among the best residential air purifiers on the market today.

Three times purification, a good deed for your health

Pollen, dust and pet hair are just some of the potential causes of allergies, asthma and respiratory problems. A Daikin air purifier cleans the air and relieves you of these troubles thanks to a three-part operation:

- allergen removal
- virus and bacteria removal
- odour removal

What is the Daikin streamer technology ?

"Streamer Discharge" is a type of plasma discharge in which high speed electrons capable of **oxidative decomposition** are generated. It has the ability to **eliminate bacteria** and **mould** as well as hazardous **chemical substances** and **allergens**, etc. Compared to standard plasma discharge (glow discharge), the discharge range of Daikin's Streamer Discharge is wider, which makes it easier for electrons to collide with oxygen and nitrogen in the air. This enables high speed electrons to be generated three dimensionally over a wide area, which results in an oxidative decomposition speed that is over 1,000 times greater with the same electrical power. Daikin's Streamer Discharge technology has proven successful in stably generating high speed electrons, a feat that has been considered difficult up to now.

Main specifications

Daikin has already received great praise for its air purifiers: a British Allergy Foundation seal of approval and the TÜV Nord test mark confirm the efficiency of our units.

Six-layer powerful decomposition and removal configuration

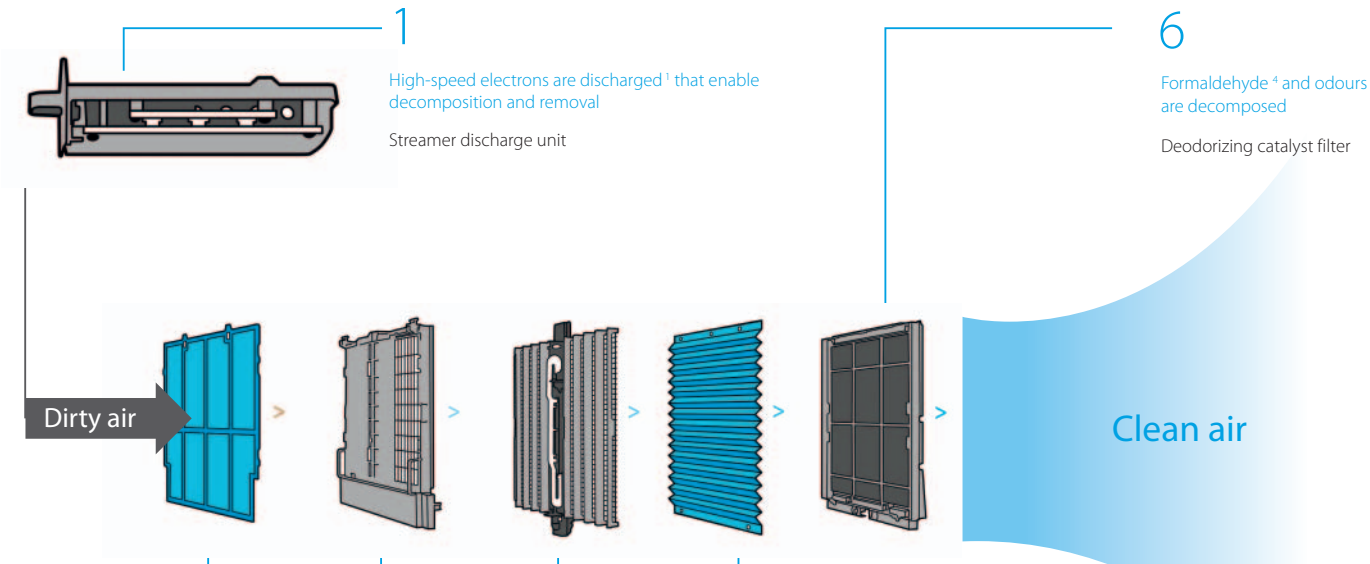

1

High-speed electrons are discharged [1] that enable decomposition and removal

Streamer discharge unit

2

Large dust particles are captured and pet hairs, bacteria and allergens are removed [2]

Prefilter

3

Dust and pollen are electrically charged and then sent to the filter

Plasma ionizer

4

Dust and pollen are absorbed by the electrically charged filter

Electrostatic dust collection filter (front of pleated dust collection filter)

5

Odours and viruses are kept under control by a photocatalyst [3]

Titanium apatite filter (back of pleated dust collection filter)

6

Formaldehyde [4] and odours are decomposed

Deodorizing catalyst filter

- Stylish design
- Improved performance
- Unprecedented comfort
- Super quiet operation
- Easy to maintain
- Portable
- No installation

STREAMER



Indoor unit				MC70L
Applicable room area			m^2	46
Dimensions	Unit	HeightxWidthxDepth	mm	576x403x241
Weight	Unit		kg	8.5
Casing	Colour			White
Fan	Type			Multi Blade Fan (Sirocco fan with shroud assembly)
	Air flow rate	Air purifying operation Turbo/High/Medium/Low/Silent	m^3/h	420/285/210/130/55
Sound pressure level	Air purifying operation	Turbo/High/Medium/Low/Silent	dBA	48.0/39.0/32.0/24.0/16.0
Air purifying operation	Power input	Turbo/H/M/L/Silent	kW	0.065/0.026/0.016/0.010/0.007
Deodorizing method				Flash streamer / Titanium apatite photocatalytic filter / Deodorising catalyst
Bacteria filtering method				Flash streamer / Titanium apatite photocatalytic filter
Dust collecting method				Plasma ionizer / Electrostatic dust collection filter
Sign	Item	01/02/03/04/05/06/07/08/09/10/11		Dust: 3 stages/Odour: 3 stages/Automatic operation (LL-H)/Airflow rate (LL/L/M/H)/Turbo mode (HH)/Anti-pollen mode/Sleep mode/Lock (Anti-tamper)/Off timer (1.2.4h)/Maintenance: Filter replacement/Maintenance: Cleaning of ionization/streamer
Power supply	Phase/Voltage		V	1~/220-240/220-230



Humidification and purification in one

MCK75J

There are many substances in the air you breathe such as allergen, bacteria, virus and tobacco smoke, which causes your health to suffer. Above all things, dryness is especially a big issue during wintertime. Daikin Ururu Air Purifier **purifies and moisturizes** the air inside your home and relieves the effects of dry air. Just fill the 4l tank occasionally and it will humidify your room with a maximum volume of 600ml/h. This useful and innovative function stems from the incorporation of a slim line water tank and combined water wheel and vaporisation filter assembly.

- Humidification thanks to the slim water tank
- Air purification

Daikin has already received great praise for its air purifiers: the Daikin TüV award confirms the efficiency of this unit.

How does the humidification function work?

Water in the tank flows into the receiver tray housing the water wheel, which lifts the water as it rotates and releases it onto the filter. Air blown onto the filter, absorbs its moisture and discharges it into the room as humidification.

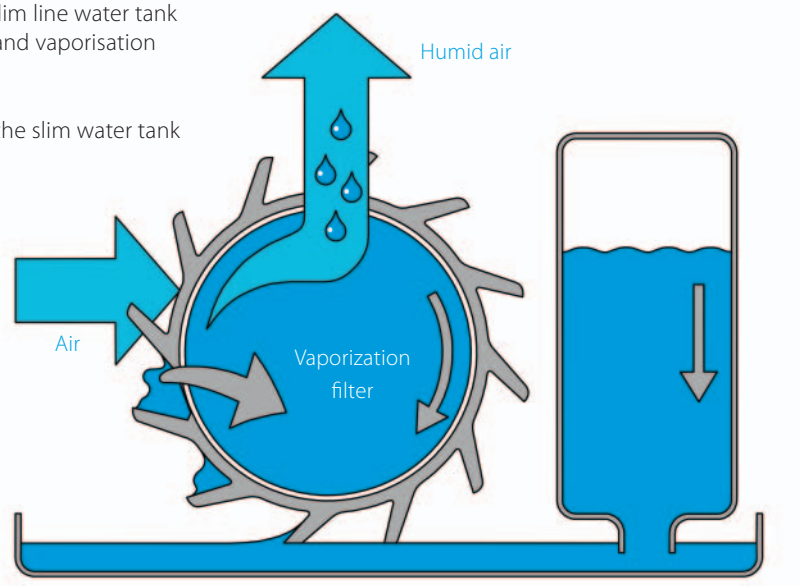

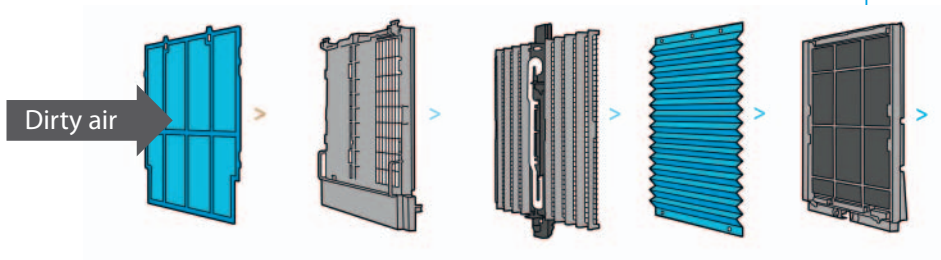

1

Large dust particles are captured and pet hairs, bacteria and allergens are removed [2]

Prefilter

2

Dust and pollen are electrically charged and then sent to the filter

Plasma ionizer

3

Dust and pollen are absorbed by the electrically charged filter

Electrostatic dust collection filter (front of pleated dust collection filter)

4

Odours and viruses are kept under control by a photocatylist [3]

Titanium apatite filter (back of pleated dust collection filter)

5

Formaldehyde [4] and odours are decomposed

Deodorizing catalyst filter

How does the filter work?

Daikin Ururu Air Purifier also removes efficiently allergens (e.g. pollen, house dust mites, dust, etc.), bacteria and viruses. Additionally, it has a high deodorizing efficiency; it eliminates efficiently tobacco smoke whilst decomposing other smells. It quickly collects particles and breaks them down rapidly. Its quiet operation makes it ideal for quiet nights. The unit includes seven pleated filters (one for immediate use and 6 spares).







Indoor unit					MCK75J
Application					Floor standing type
Applicable room area				m²	46
Dimensions	Unit	HeightxWidthxDepth		mm	590x395x268
Weight	Unit			kg	11.0
Casing	Colour				Black (N1) (Panel colour: silver)
Fan	Type				Multi Blade Fan (Sirocco fan with shroud assembly)
	Air flow rate	Air purifying operation	Turbo/High/Medium/Low/Silent	m³/h	450/330/240/150/60
		Humidifying operation	Turbo/High/Medium/Low/Silent	m³/h	450/330/240/150/120
Sound pressure level	Air purifying operation	Turbo/High/Medium/Low/Silent		dBA	50.0/43.0/36.0/26.0/17.0
	Humidifying operation	Turbo/High/Medium/Low/Silent		dBA	50/43/36/26/23
Humidifying operation	Power input	Turbo/H/M/L/Silent		kW	0.084/0.037/0.020/0.013/0.012
	Humidification	Turbo/High/Medium/Low/Silent		ml/h	600/470/370/290/240
	Water tank capacity			l	4.0
Air purifying operation	Power input	Turbo/H/M/L/Silent		kW	0.081/0.035/0.018/0.011/0.008
Deodorizing method					Flash streamer / Titanium apatite photocatalytic filter / Deodorising catalyst
Dust collecting method					Plasma ionizer / Electrostatic dust collection filter
Sign	Item	01			Dust: 3 stages / Odour: 3 stages / Air flow rate: auto/LL/L/M/H, Turbo mode HH, anti-pollen mode / Off timer: 1/4/8h / Cleaning: ionization/streamer
Power supply	Name/Phase/Frequency/Voltage			Hz/V	VM/1~/50/60/220-240/220-230
Type					Humidifying air purifier

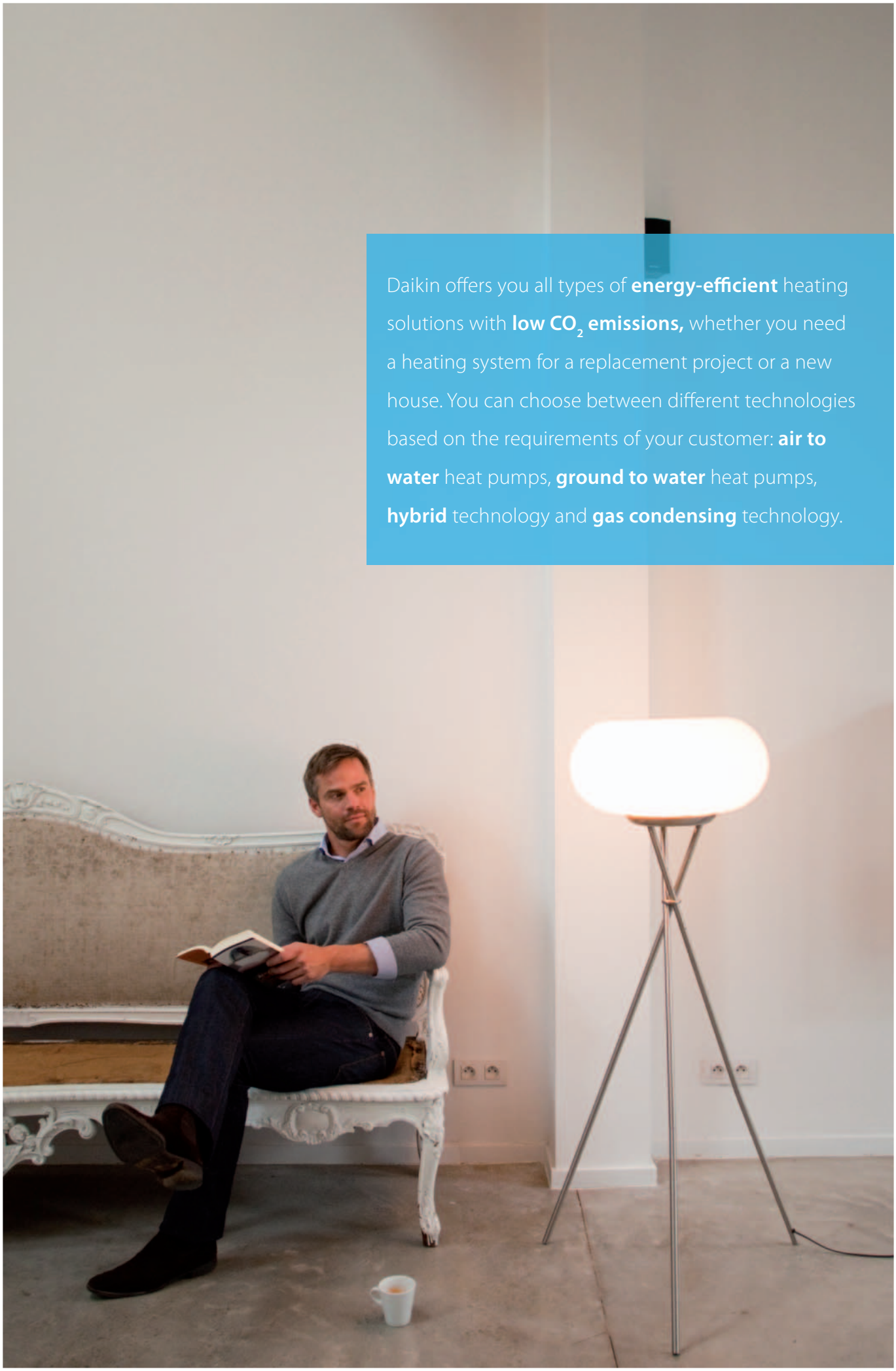

Daikin offers you all types of **energy-efficient** heating solutions with **low CO_2 emissions,** whether you need a heating system for a replacement project or a new house. You can choose between different technologies based on the requirements of your customer: **air to water** heat pumps, **ground to water** heat pumps, **hybrid** technology and **gas condensing** technology.

Heating

Why choose a Daikin heating system? 20

Products overview 24

Combination tables 26

Daikin Altherma hybrid heat pump 28
EHYHBH-AV32/EHYKOMB-AA / EVLQ-CV3 29
EHYHBX-AV3/EHYKOMB-AA / EVLQ-CV3 29

Daikin Altherma ground source heat pump 30
EGSQH-A9W 31

Daikin Altherma low temperature 32
EHVH-CB / ERLQ-CV3/W1 34
EHVH-CB / ERHQ-BV3/W1 35
EHVX-CB / ERLQ-CV3/CW1 36
EHVX-CB / ERHQ-BV3/BW1 37
EHVZ-CB / ERLQ-CV3/CW1 38
EHVZ-CB / ERHQ-BV3/W1 39
EHSH-A / ERLQ-CV3/W1 40
EHSHB-A / ERLQ-CV3/W1 41
EHSX-A / ERLQ-CV3/W1 42
EHSXB-A / ERLQ-CV3/W1 43
EHBH-CB / ERLQ-CV3/CW1 44
EHBH-CB / ERHQ-BV3/BW1 45
EHBX-CB / ERLQ-CV3/CW1 46
EHBX-CB / ERHQ-BV3/BW1 47
E(B/D)LQ-CV3 / EK(2)CB-CV3 / EKMBUH3V3/9W1 49
EB(L/H)Q-BB6V3/W1 50
ED(L/H)Q-BB6V3/W1 51
Domestic hot water tanks 52
EKHWP-B/PB 52
EKHWE-A 53
EKHWS-B 53
Solar connection 54
EKSRPS4 54
EKSRDS2 54
EKS(V/H)-P 55
Room thermostat 56
EKRUCBL/S 56
EKRTR 56
EKTRW 56
Daikin heat pump convector 57
FWXV-A 57

Daikin Altherma high temperature split 58
EKHBRD-AD / ER(R/S)Q-A 60
Domestic hot water tanks 61
EKHTS-AC 61
EKHWP-B 62
Solar connection 63
EKS(H/V)-P 63
EKSRPS4 63

Daikin Altherma Flex Type 64
EKHVM(R/Y)D-AB 65
EKHBRD-AD 66
EMRQ-A 67
Domestic hot water tanks 68
EKHWP-B 68
EKHTS-AC 68
Daikin heat pump convector 69
FWXV-A 69

Domestic hot water heat pump 70
EKHHP-A2V3 / ERWQ-AV3 71

Gas condensing boiler 72
RTRNETA3AA 72
EKOMB(G)-A 73

Options & accessories 74

For latest data, please consult my.daikin.eu



All-in-one heating comfort for residential & commercial applications

Why choose a Daikin heating system?

- More than **50 years of experience** in heat pumps
- Innovative heating technologies to **reduce running costs** and optimise renewable energy usage
- Research and development **in Europe for Europe**
- A solution for any application
- Combinable with **all kinds of heat emitters**

Solutions for space heating and domestic hot water



Air to water technology: extracting heat from the outside air
› Guaranteed heating capacity down to -25°C: no need to worry in winter time
› Solar connection possible for domestic hot water support to optimise renewable energy use

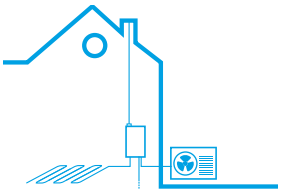

Hybrid technology: gas condensing technology combined with air-to-water technology
› Most economical operation mode is selected depending on energy prices, outdoor temperature and internal heat load
› Optimisation of both technologies



Ground to water technology: extracting heat from the ground
› Ideal for climates where the average winter ambient temperature drops below 3°C
› High seasonal efficiency thanks to stable underground temperatures

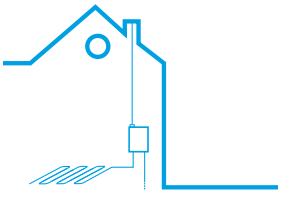

Gas condensing technology:
› Low costs for **both** heating and hot water thanks to new dual heat exchanger
› Easy installation in minimum space by using our optional pre-assembled B-pack which contains all the components for the functional installation in one module and fits behind the boiler





Optimal comfort
… all combined into one system

› Heating
› Domestic hot water with optional solar support
› Cooling
› Easy control

A solution for any application

› New build
› Low energy houses
› Renovation of complete heating system
› Renovation without changing radiators/piping
› Bivalent solution: combination of current heating system with Daikin heating system

Combinable with all kinds of heat emitters

Depending on the needs of your customer, you can select a system combinable with
› Under floor heating
› Heat pump convectors
› Low temperature radiators
› High temperature radiators (up to 80°C)

Solutions for domestic hot water only

Air to water technology: extracting heat from the outside air to heat up the water.
› Perfect solution when replacing an electric domestic hot water tank
› Ideal to combine with a drain-back or pressurised solar system to optimise energy savings
› Water temperatures of up to 55°C with heat pump operation only











EHVH(X)-CB



EBLQ-CV3



ERLQ-CV3



EHBH(X)-CB



EGSQH-A9W



EKOMB(G)-A(H)



EKHBRD-ADV1/Y1

Products overview

Solutions for heating and domestic hot water

Solutions	Hybrid technology	Ground-to-water technology	
	Daikin Altherma hybrid heat pump	**Daikin Altherma ground source heat pump**	**Daikin Altherma low temperature split**
Different technologies			
Energy label	› heating: up to A++ › hot water: A	› heating: A++ › hot water: A	› heating: A++ › hot water: up to A+++
Applications	› Ideal for replacement of a gas boiler	› Suitable for new houses and for renovations	› Ideal for new houses, low energy houses or together with an existing boiler (bivalent)
Functionalities	› Space heating › Domestic hot water › Cooling › Solar connection for hot water production	› Space heating › Domestic hot water	› Space heating › Domestic hot water › Cooling › Solar connection for hot water production
Installation	› 1 indoor unit + 1 gas condensing boiler › 1 outdoor unit	› 1 indoor unit	› 1 indoor unit › 1 outdoor unit
Different emitters	› Under floor heating › Low and high temperature radiators	› Under floor heating › Fan coil units › Heat pump convector › Low and high temperature radiators	› Under floor heating › Low temperature radiators › Fan coil units › Heat pump convector

Solutions for heating and domestic hot water				Solution for domestic hot water only
Air-to-water technology			Combustion	
Daikin Altherma low temperature monobloc	Daikin Altherma high temperature split	Daikin Altherma Flex Type	Gas condensing boiler	Domestic hot water heat pump
				
	› heating: A+ › hot water: B	› heating: A+ › hot water: A	› heating: A › hot water: A	› hot water: A
	› Ideal for replacement of a traditional boiler	Ideal for large hot water and heating requirements in › Apartments › Collective housing › Hotels › Fitness › Spa › Schools › Hospitals › Libraries	› Ideal for replacement of an existing gas boiler	› Ideal for replacement of an electric domestic hot water tank
	› Space heating › Domestic hot water › Solar connection for hot water production	› Space heating › Domestic hot water › Cooling (Heat recovery)	› Space heating › Domestic hot water	› Domestic hot water › Solar connection for hot water production
› 1 outdoor unit	› 1 indoor unit › 1 outdoor unit	› Several indoor units › 1 or more outdoor units	› 1 indoor unit	› 1 indoor unit › 1 outdoor unit
	› High temperature radiators	› Under floor heating › Low temperature radiators › Fan coil units › Heat pump convector	› Under floor heating › Radiators	› Tap water

Combination tables

Daikin Altherma hybrid heat pump

		Indoor			
		Heat pump module			Gas condensing boiler
		EHYHBH-AV32 heating only		EHYHBX-AV3 heat pump	EHYKOMB-AA2[1] EHYKOMB-AA3[2]
Outdoor		05	08	08	33
EVLQ-CV3	05	x			x
	08		x	x	x

(1) applicable for Germany, Belgium, France, Italy, United Kingdom, Spain, Netherlands, Ireland, Switzerland, Malta

(2) Applicable for Bulgaria, Bosnia Herzegovina, Croatia, Hungary, Slovakia, Slovenia, Portugal, Greece, Cyprus, Poland, Turkey, Lithuania, Latvia

Daikin Altherma low temperature split

			Outdoor						Domestic hot water tank-optional					
		Down to -20°C outdoor temp.				ERHQ-BV3 ERHQ-BW1	ERHQ-BV3 ERHQ-BW1	ERHQ-BV3 ERHQ-BW1	EKHWP-B		EKHWP-PB		EKHWS-B	EKHWE-A
		Down to -25°C outdoor temp.	ERLQ-CV3	ERLQ-CV3	ERLQ-CV3	ERLQ-CV3 ERLQ-CW1	ERLQ-CV3 ERLQ-CW1	ERLQ-CV3 ERLQ-CW1						
Indoor		**Range**	004	006	008	011	014	016	300	500	300	500	150-200-300	150-200-300
Wall mounted	EHBH-CB	04	heating only	—		—			hot water + drain-back solar		hot water + pressurised solar	hot water + pressurised solar	hot water	
		08	—	heating only										
		11		—		heating only			—	hot water + drain-back solar	—	hot water + pressurised solar		
		16												
	EHBX-CB	04	heating & cooling	—		—			hot water + drain-back solar	hot water + drain-back solar	hot water + pressurised solar	hot water + pressurised solar		
		08	—	heating & cooling										
		11		—		heating & cooling			—	hot water + drain-back solar	—	hot water + pressurised solar		
		16												
Floor standing with integrated domestic hot water tank	EHVH-CB	04	heating & hot water	—		—			domestic hot water tank is integrated in the indoor unit					
		08	—	heating & hot water										
		11		—		heating & hot water								
		16												
	EHVX-CB	04	heating, cooling & hot water	—		—								
		08	—	heating, cooling & hot water										
		11		—		heating, cooling & hot water								
		16												
Floor standing with integrated solar supported domestic hot water tank	EHSH-A	04	heating, cooling & hot water with drain-back solar	—		—								
		08	—											
		16				heating, cooling & hot water with drain-back solar (ERLQ only)								
	EHSX-A	04	heating, cooling & hot water with drain-back solar	—		—								
		08	—	heating, cooling & hot water with drain-back solar										
		16		—		heating, cooling & hot water with drain-back solar (ERLQ only)								
	EHSHB-A bivalent	04	heating, cooling & hot water with pressurised solar	—		—								
		08	—											
		16				heating, cooling & hot water with pressurised solar (ERLQ only)								
	EHSXB-A bivalent	04	heating, cooling & hot water with pressurised solar			—								
		08	—	heating, cooling & hot water with pressurised solar										
		16		—		heating, cooling & hot water with pressurised solar (ERLQ only)								

Daikin Altherma low temperature monobloc

	Monobloc			Domestic hot water tank-optional					
Down to -20°C outdoor temp.		**EBLQ-BB6V3 EBLQ-BB6W1**	**EDLQ-BB6V3 EDLQ-BB6W1**	**EKHWP-B**		**EKHWP-PB**		**EKHWS-B**	**EKHWE-A**
Down to -25°C outdoor temp.	**E(D/B)LQ-CV3 EK(2)CB**	**EBHQ-BB6V3 EBHQ-BB6W1**	**EDHQ-BB6V3 EDHQ-BB6W1**	**300**	**500**	**300**	**500**	**150-200-300**	**150-200-300**
005	Heating only heating & cooling EBLQ	—	—	hot water + drain-back solar		hot water + pressurised solar	hot water + pressurised solar	hot water	
007		—	—						
011	—	heating & cooling	heating only		hot water + drain-back solar	—	hot water + pressurised solar		
014	—								
016	—								

Daikin Altherma high temperature split

			Outdoor			Domestic hot water tank-optional		
			ERRQ-A **ERSQ-A**	**ERRQ-A** **ERSQ-A**	**ERRQ-A** **ERSQ-A**	**EKHTS-AC**	**EKHWP-B**	**EKHWP-PB**
Indoor		**Range**	011	014	016	200-260	300-500	300-500
Floor standing	EKHBRD-AD	011	heating only			hot water	hot water + drain-back solar	hot water + pressurised solar
		014						
		016						

Daikin Altherma Flex Type

			Outdoor					Domestic hot water tank-optional		
			EMRQ-A	**EMRQ-A**	**EMRQ-A**	**EMRQ-A**	**EMRQ-A**	**EKHTS-AC**	**EKHWP-B**	**EKHWP-PB**
Indoor		**Range**	8	10	12	14	16	200-260	300-500	300-500
Floor standing	EKHVMRD-AB	50	heating only					hot water	hot water + drain-back solar	hot water + pressurised solar
		80								
	EKHVMYD-AB	50	heating & cooling							
		80								
	EKHBRD-AD	011	heating only							
		014								
		016								



Daikin Altherma hybrid heat pump, the natural combination

Why choose Daikin Altherma hybrid heat pump?

- **Low running costs** for heating and domestic hot water compared to traditional boilers
- Low investment cost
- **Ideal for renovation** applications with 27 kW gas boiler and 5 or 7 kW heat pump
- Easy and fast installation

Supporting tools

Extranet

› Experience our new business portal at my.daikin.eu
› Find information easily
› Access via mobile or desktop
› Customise the options so you see only info relevant for you



Software

› Calculate your energy savings: http://ecocalc.daikin.eu/

Low running costs

1. Space heating
Daikin Altherma hybrid heat pump smartly chooses between the heat pump and/or the gas boiler, possibly in simultaneous operation based on
› energy prices
› outdoor temperature
› the internal heat load
always selecting the most economical mode to operate.

2. Domestic hot water: heated using gas condensing technology
› Efficiency increase of up to 10-15% compared to traditional gas condensing boilers thanks to a special dual heat exchanger:
› cold tap water flows directly into the heat exchanger
› optimal and continuous condensing of the flue gases during domestic hot water preparation



Low investment cost

› No need to replace the existing radiators (up to 80°C) and pipe work
› Compact dimensions: space needed for the new system is very similar to that of an existing system

Ideal for renovation applications

› All heat loads are covered up to 27 kW

Easy and fast installation: 3 components

› Heat pump outdoor unit
› Heat pump indoor unit
› Gas condensing boiler

Gas condensing boiler



Heat pump indoor unit

Daikin Altherma hybrid heat pump

Hybrid technology combining gas and air to water heat pump for heating and hot water

- Daikin Altherma hybrid heat pump combines air-to-water heat pump technology with gas condensing technology
- Depending on outdoor temperature, energy prices and internal heat load, Daikin Altherma hybrid heat pump always selects the most economical mode to operate
- Low investment cost: no need to replace the existing radiators (up to 80°C) and pipe work
- Provides sufficient heat in renovation applications as all heat loads are covered up to 32kW
- Easy and fast installation thanks to the compact dimensions and quick interconnections
- Outdoor unit extracts heat from the outdoor air, even at -25°C



EHYHBH(X)-AV3(2) / EHYKOMB-A2/3



EVLQ-CV3



EKRUCBL

Efficiency data		EHYHBH/EHYHBX + EVLQ		05AV32 + 05CV3	08AV32 + 08CV3	08AV3 + 08CV3
Heating capacity	Nom.		kW	4.40 (1) / 4.03 (2)	7.40 (1) / 6.89 (2)	7.40 (3) / 6.89 (4)
Cooling capacity	Nom.		kW	-		6.9 (4) / 5.4 (4)
Power input	Heating	Nom.	kW	0.87 (1) / 1.13 (2)	1.66 (1) / 2.01 (2)	1.66 (3) / 2.01 (4)
	Cooling	Nom.	kW	-		2.01 (3) / 2.34 (4)
COP				5.04 (1) / 3.58 (2)	4.45 (1) / 3.42 (2)	4.45 (3) / 3.42 (4)
EER				-		3.42 (3) / 2.29 (4)
Domestic hot water heating	General	Declared load profile		XL		
	Average climate	ηwh (water heating efficiency)	%	96		
		Water heating energy efficiency class		A		
Space heating	Average climate water outlet 55°C	General	SCOP	3.28	3.24	3.29
			ηs (Seasonal space heating efficiency) %	128	127	129
			Seasonal space heating eff. class	A++		
	Average climate water outlet 35°C	General	ηs (Seasonal space heating efficiency) %	-		
			Seasonal space heating eff. class	-		

Indoor Unit			EHYHBH/EHYHBX	05AV32	08AV32	08AV3	EHYKOMB33AA2/3
Gas	Consumption (G20)	Min-Max	m^3/h	-			0.78-3.39
	Consumption (G25)	Min-Max	m^3/h	-			0.90-3.93
	Consumption (G31)	Min-Max	m^3/h	-			0.30-1.29
	Connection	Diameter	mm	-			15
Central heating	Heat input Qn (net calorific value)	Nom Min-Max	kW	-			7.6 / 6.2 / 7.6-27 / 22.1 / 27
	Output Pn at 80/60°C	Min-Nom	kW	-			8.2 / 6.7 / 8.2-26.6 / 21.8 / 26.6
	Efficiency	Net calorific value	%	-			98 / 107
	Operation range	Min/Max	°C	-			15/80
Domestic hot water	Output	Min-Nom	kW	-			7.6-32.7
	Water flow	Rate Nom	l/min	-			9.0 / 15.0
	Operation range	Min/Max	°C	-			40/65
Supply air	Connection		mm	-			100
	Concentric			-			Yes
Flue gas	Connection		mm	-			60
Casing	Colour			White			White - RAL9010
	Material			Precoated sheet metal			Precoated sheet metal
Dimensions	Unit	HeightxWidthxDepth	mm	902x450x164			820x-x490x270
Weight	Unit		kg	30	31.2		36
Power supply	Phase/Frequency/Voltage		Hz/V	-			1~/50/230
Electrical power consumption	Max.		W	-			55
	Standby		W	-			2
Operation range	Heating	Ambient Min.~Max.	°C	-25~25			-
		Water side Min.~Max.	°C	25~55			-
	Cooling	Ambient Min.~Max.	°CDB	-~-		10~43	-
		Water side Min.~Max.	°C	-~-		5~22	-
Notes				-			For water circuit central heating, safety valve: refer to EHYHB*

Outdoor Unit			EVLQ	05CV3	08CV3
Dimensions	Unit	HeightxWidthxDepth	mm	735x832x307	
Weight	Unit		kg	54	56
Compressor	Quantity			1	
	Type			Hermetically sealed swing compressor	
Operation range	Heating	Min.~Max.	°CWB	-25~25	
Refrigerant	Type			R-410A	
	Charge		kg	1.45	1.60
			TCO_2eq	3	3.3
	GWP			2,087.5	
	Control			Expansion valve (electronic type)	
Sound power level	Heating	Nom.	dBA	61	62
Sound pressure level	Heating	Nom.	dBA	48	49
Power supply	Name/Phase/Frequency/Voltage		Hz/V	V3/1~/50/230	
Current	Recommended fuses		A	20	

(1) Condition: Ta DB/WB 7°C/6°C - LWC 35°C (DT = 5°C) (2) Ta DB/WB 7°C/6°C - LWC 45°C (Dt=5°C) (3) cooling Ta 35°C - LWE 18°C (DT = 5°C); heating Ta DB/WB 7°C/6°C - LWC 35°C (DT = 5°C) (4) cooling Ta 35°C - LWE 7°C (DT = 5°C); heating Ta DB/WB 7°C/6°C - LWC 45°C (DT = 5°C)



Daikin Altherma ground source heat pump

Why choose Daikin?

The simple answer is that it is more efficient than an on/off ground source heat pump. Thanks to high efficiencies resulting from our **inverter technology**, the Daikin Altherma ground source heat pump provides a **leading edge performance**.



Highest seasonal efficiency thanks to our inverter heat pump technology

The Daikin inverter heat pump technology has been shown to provide an increase in seasonal efficiency of up to 20% when compared to traditional on/off ground source heat pumps.
Higher brine temperatures during continuous compressor operation, in partial load conditions
Less back up heater operation thanks to the boosting of the inverter compressor frequency.

Quick and easy installation including a domestic hot water tank

Installation time is reduced up to 5 hours thanks to the compact designed unit that includes both the space heating and the brine expansion vessel.

Flexibility covering multiple house types

Providing a solution which can cover heat loads from 3-12 kW means replacement of a 6 to 12 kW range is possible with one single unit. This is not only a flexible solution but also space saving.

No affected surroundings

Very limited outdoor space is required, except for the necessary space to prepare the excavation works.

Supporting tools

Extranet

› Experience our new business portal at my.daikin.eu
› Find information easily
› Access via mobile or desktop
› Customise the options so you see only info relevant for you
www.daikineurope.com/groundsource

Internet

Visit the website:
www.daikineurope.com/groundsource

Daikin Altherma ground source heat pump

Ground source heat pump for heating & hot water

- Ground source heat pump technology uses stable geothermal energy, unaffected by the outside temperature
- Highest seasonal efficiency thanks to our inverter heat pump technology
- Quick and easy installation thanks to factory-fitted piping on top of the unit and reduced overall weight
- Integrated indoor unit: all-in-one floor standing unit including the domestic hot water tank
- User interface with thermostat function for higher comfort, quick commissioning, easy servicing and energy management to control energy consumption and costs



EGSQH-A9W



EKRUCBL

Indoor Unit				EGSQH	10S18A9W
Heating capacity	Min.			kW	3.11 (1) / 2.47 (2)
	Nom.			kW	10.20 (1) / 9.29 (2)
	Max.			kW	13.00 (1) / 11.90 (2)
Power input	Nom.			kW	2.34 (1) / 2.82 (2)
COP					4.35 (1) / 3.29 (2)
Casing	Colour				White
	Material				Precoated sheet metal
Dimensions	Unit	Height/Width/Depth		mm	1,732/600/728
Weight	Unit			kg	210
Tank	Water volume			l	180
	Insulation	Heat loss		kWh/24h	1.4
	Corrosion protection				Anode
Operation range	Domestic hot water	Water side	Max (booster heater)		-
Refrigerant	Type				R-410A
	Charge			kg	1.8
				TCO_2eq	3.8
	Control				Electronic expansion valve
	GWP				2,087.5
Sound power level	Nom.			dBA	46
Sound pressure level	Nom.			dBA	32
Power supply	Name/Phase/Frequency/Voltage			Hz/V	9W/3~/50/400
Current	Recommended fuses			A	25
Domestic hot water heating	General	Declared load profile			L
	Average climate	ηwh (water heating efficiency)		%	93.1
		Water heating energy efficiency class			A
Space heating	Average climate water outlet 55°C	General	ηs (Seasonal space heating efficiency)	%	144
			Seasonal space heating eff. class		A++
	Average climate water outlet 35°C	General	ηs (Seasonal space heating efficiency)	%	202
			Seasonal space heating eff. class		A++

(1) EWB/LWB 0°C/-3°C - LWC 35°C (DT=5°C) (2) EWB/LWB 0°C/-3°C - LWC 45°C (DT=5°C)



Daikin Altherma low temperature
The natural choice

Why choose Daikin Altherma low temperature?

Daikin Altherma low temperature offers a wide range to adapt to your customer's needs.

- Ideal for **new builds**
- Heating, domestic hot water and cooling with optional solar support
- Capacities from 4 to 16 kW
- Combinable with **under floor heating**, heat pump convectors and low temperature radiators
- Easy control
- **Flexible solutions**: split floor standing, split wall mounted, monobloc



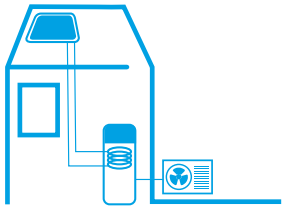

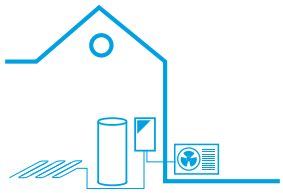

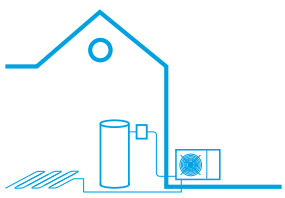

Daikin Altherma low temperature split

› **Best seasonal efficiencies providing the highest savings on running costs**
› **Perfect fit for new builds, as well as for low-energy houses**

Floor-standing unit with integrated domestic hot water tank

Compact and yet 100% comfort guaranteed

› All components and connections factory-mounted
› Very small installation footprint required
› Minimum electrical input with constantly available hot water
› Bi-zone option: two temperature zones automatically regulated by the same indoor unit

Integrated solar unit and domestic hot water tank

Maximising renewable energy with top comfort for hot water preparation

› Solar support for domestic hot water
› Lightweight plastic tank
› Bivalent option: can be combined with a secondary heat source
› App control available

Wall mounted unit

High flexibility for installation and domestic hot water connection

› Compact unit with small installation space: almost no side clearance required
› Can be combined with a separate domestic hot water tank of up to 500 litres, with or without solar support

Monobloc outdoor unit

Ideal when indoor space is limited

› Compact monobloc for space heating & cooling with optional domestic hot water
› Fuss-free installation: only water and electricity connections are required
› Reliable operation down to -25°C (outside) thanks to effective frost-protection features



Typical application:

- Location: Paris
- Design temperature: -7°C
- Heat load: 7kW
- Heating off temperature: 16°C

Case Study

Efficient partial-load operation is especially important for the temperature range where the highest heat output is required. Typically, 80% of the total heat output is required in an outdoor temperature range of -2°C to 10°C. Achieving high efficiencies in this temperature range, contributes strongly to high seasonal efficiencies.

- Largest part of heat output delivered at optimal efficiencies
- Less on/off operation when heat load becomes lower than the minimum capacity the heat pump can deliver, optimising efficiency and comfort
- Modulating range doubled vs standard air-to-water heat pumps
- New range delivers around 1kW additional in full-load condition at -7°C (+25%)

Standard heat pump

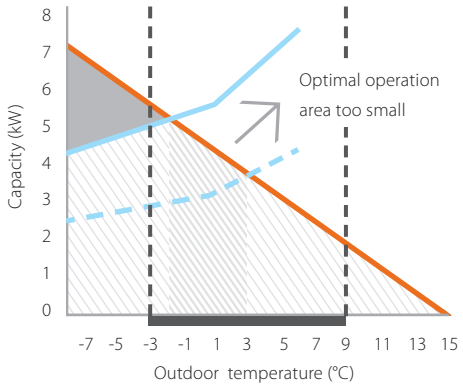

Daikin Altherma

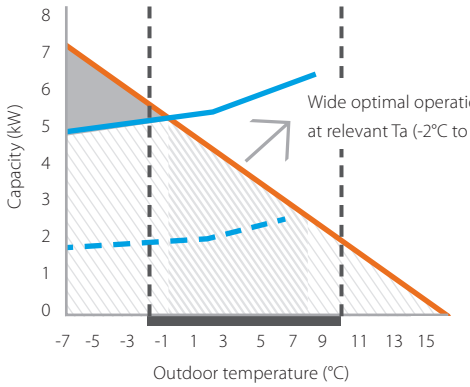

Resulting in the best possible effficiencies

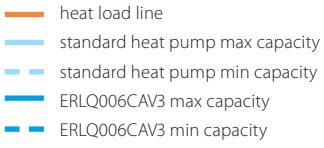



Eco-calculator

Supporting tools

Extranet

- Experience our new business portal at my.daikin.eu
- Find information easily
- Access via mobile or desktop
- Customise the options so you see only info relevant for you

Internet

- Find our solutions for different applications on www.daikineurope.com/minisite/daikin_altherma_lt/

Literature

- See all the literature available on www.daikineurope.com/support-and-manuals/catalogues

Software

- Calculate your energy savings: http://ecocalc.daikin.eu/

Daikin Altherma low temperature split

Floor standing air to water heat pump **for heating and hot water**, ideal for low energy houses

-25°

› Integrated indoor unit: all-in-one floor standing unit including the domestic hot water tank
› Energy efficient heating only system based on air to water heat pump technology
› Perfect fit for new built as well as for low energy houses
› Best seasonal efficiencies, providing the highest savings on running costs
› Flexible configuration with respect to heat emitters
› Outdoor unit extracts heat from the outdoor air, even at -25°C

Efficiency data				EHVH + ERLQ	04S18CB3V + 004CV3	08S18CB3V / 08S26CB9W + 006CV3		08S18CB3V / 08S26CB9W + 008CV3		11S18CB3V / 11S26CB9W + 011CV3		16S18CB3V / 16S26CB9W + 014CV3		16S18CB3V / 16S26CB9W + 016CV3		11S18CB3V / 11S26CB9W + 011CW1		16S18CB3V / 16S26CB9W + 014CW1		16S18CB3V / 16S26CB9W + 016CW1	
Heating capacity	Nom.			kW	4.40 (1) / 4.03 (2)	6.00 (1) / 5.67 (2)		7.40 (1) / 6.89 (2)		11.2 (1) / 11.0 (2)		14.5 (1) / 13.6 (2)		16.0 (1) / 15.2 (2)		11.2 (1) / 11.0 (2)		14.5 (1) / 13.6 (2)		16.0 (1) / 15.2 (2)	
Power input	Heating	Nom.		kW	0.870 (1) / 1.13 (2)	1.27 (1) / 1.59 (2)		1.66 (1) / 2.01 (2)		2.43 (1) / 3.10 (2)		3.37 (1) / 4.10 (2)		3.76 (1) / 4.66 (2)		3.42 (1) / 4.21 (2)		3.37 (1) / 4.10 (2)		3.76 (1) / 4.66 (2)	
COP					5.04 (1) / 3.58 (2)	4.74 (1) / 3.56 (2)		4.45 (1) / 3.42 (2)		4.60 (1) / 2.75 (2) / 3.55 (3) / 2.10 (4)		4.30 (1) / 2.65 (2) / 3.32 (3) / 2.08 (4)		4.25 (1) / 2.64 (2) / 3.26 (3) / 2.09 (4)		4.60 (1) / 2.75 (2) / 3.55 (3) / 2.10 (4)		4.30 (1) / 2.65 (2) / 3.32 (3) / 2.08 (4)		4.25 (1) / 2.64 (2) / 3.26 (3) / 2.09 (4)	
Domestic hot water heating	General	Declared load profile			L		XL	L	XL	L	XL	L	XL	L	XL	L	XL	L	XL	L	XL
	Average climate	ηwh (water heating efficiency)		%	95.0	86.4	90.0	86.4	90.0	87.4	97.7	87.4	97.7	87.4	97.7	87.4	97.7	87.4	97.7	87.4	97.7
		Water heating energy efficiency class			A																
Space heating	Average climate water outlet 55°C	General	SCOP		3.20	3.22		3.23		3.09		3.16		3.06		3.09		3.16		3.06	
			ηs (Seasonal space heating efficiency)	%	125	126				120		123		119		120		123		119	
			Seasonal space heating eff. class		A++					A+											
	Average climate water outlet 35°C	General	SCOP		4.52	4.29		4.34		3.98		3.90		3.80		3.98		3.90		3.80	
			ηs (Seasonal space heating efficiency)	%	178	169		171		156		153		149		156		153		149	
			Seasonal space heating eff. class		A++									A+		A++				A+	

Indoor Unit				EHVH	04S18CB3V	08S18CB3V / 08S26CB9W		08S18CB3V / 08S26CB9W		11S18CB3V / 11S26CB9W		16S18CB3V / 16S26CB9W		16S18CB3V / 16S26CB9W		11S18CB3V / 11S26CB9W		16S18CB3V / 16S26CB9W		16S18CB3V / 16S26CB9W	
Casing	Colour				White																
	Material				Precoated sheet metal																
Dimensions	Unit	HeightxWidthxDepth		mm	1,732x600x728																
Weight	Unit			kg	116	117	127	117	127	117	126	118	128	118	128	117	126	118	128	118	128
Tank	Water volume			l	180		260	180	260	180	260	180	260	180	260	180	260	180	260	180	260
	Maximum water temperature			°C	65																
	Maximum water pressure			bar	10																
	Corrosion protection				Anode																
Operation range	Heating	Water side Min.~Max.		°C	15~55					15~55											
	Domestic hot water	Water side Min.~Max.		°C	25~60					25~60 / 60											
Refrigerant	Charge			TCO_2eq	-																
	GWP				2,0875.5																
Sound power level	Nom.			dBA	42							44				42		44			
Sound pressure level	Nom.			dBA	28							30				28		30			

Outdoor Unit				ERLQ	004CV3	006CV3	008CV3	011CV3	014CV3	016CV3	011CW1	014CW1	016CW1
Dimensions	Unit	HeightxWidthxDepth	mm		735x832x307			1,345x900x320					
Weight	Unit		kg		54	56		113			114		
Compressor	Quantity				1								
	Type				Hermetically sealed swing compressor			Hermetically sealed scroll compressor					
Operation range	Cooling	Min.~Max.	°CDB		10.0~43.0			10.0~46.0					
	Domestic hot water	Min.~Max.	°CDB		-25~35			-20~35					
Refrigerant	Type				R-410A								
	GWP				2,087.5								
	Charge		TCO_2eq		3.1	3.3		7.1					
			kg		1.5	1.6		3.4					
	Control				Expansion valve (electronic type)								
Sound power level	Heating	Nom.	dBA		61		62	64		66	64		66
	Cooling	Nom.	dBA		63			64	66	69	64	66	69
Sound pressure level	Heating	Nom.	dBA		48		49	51		52	51		52
	Cooling	Nom.	dBA		48	49	50	50	52	54	50	52	54
Power supply	Name/Phase/Frequency/Voltage		Hz/V		V3/1~/50/230						W1/3N~/50/400		
Current	Recommended fuses		A		16		20	40			20		

(1) Cooling Ta 35°C - LWE 18°C (DT = 5°C); heating Ta DB/WB 7°C/6°C - LWC 35°C (DT = 5°C) (2) cooling Ta 35°C - LWE 7°C (DT = 5°C); heating Ta DB/WB 7°C/6°C - LWC 45°C (DT = 5°C)
(3) Ta DB -7°C (RH85%) - LWC 35°C (4) Ta DB -7°C (RH85%) - LWC 45°C (5) Contains fluorinated greenhouse gases

Daikin Altherma low temperature split



Efficiency data				EHVH + ERHQ	11S18CB3V / 11S26CB9W + 011BV3		16S18CB3V / 16S26CB9W + 014BV3		16S18CB3V / 16S26CB9W + 016BV3		11S18CB3V / 11S26CB9W + 011BW1		16S18CB3V / 16S26CB9W + 014BW1		16S18CB3V / 16S26CB9W + 016BW1	
Heating capacity	Nom.			kW	11.2 (1) / 10.3 (2)		14.0 (1) / 13.1 (2)		16.0 (1) / 15.2 (2)		11.3 (1) / 11.0 (2)		14.5 (1) / 13.6 (2)		16.1 (1) / 15.1 (2)	
Power input	Heating	Nom.		kW	2.55 (1) / 3.17 (2)		3.26 (1) / 4.04 (2)		3.92 (1) / 4.75 (2)		2.63 (1) / 3.24 (2)		3.42 (1) / 4.21 (2)		3.82 (1) / 4.69 (2)	
COP					4.39 (1) / 3.25 (2)		4.29 (1) / 3.24 (2)		4.08 (1) / 3.20 (2)		4.30 (1) / 3.39 (2)		4.24 (1) / 3.22 (2)		4.20 (1) / 3.22 (2)	
Domestic hot water heating	General	Declared load profile			L	XL	L	XL	L	XL	L	XL	L	XL	L	XL
	Average climate	ηwh (water heating efficiency)		%	90.5	95.3	90.5	95.3	90.5	95.3	84.3	87.3	84.3	87.3	84.3	87.3
		Water heating energy efficiency class			A											
Space heating	Average climate water outlet 55°C	General	SCOP		2.86		2.82		2.92		2.90		2.80		2.96	
			ηs (Seasonal space heating efficiency)	%	112		110		114		113		109		115	
			Seasonal space heating eff. class		A+											
	Average climate water outlet 35°C	General	SCOP		2.99		3.23		3.29		3.08		3.34		3.33	
			ηs (Seasonal space heating efficiency)	%	117		126		129		120		131		130	
			Seasonal space heating eff. class		A		A+				A		A+			

Indoor Unit				EHVH	11S18CB3V / 11S26CB9W		16S18CB3V / 16S26CB9W		16S18CB3V / 16S26CB9W		11S18CB3V / 11S26CB9W		16S18CB3V / 16S26CB9W		16S18CB3V / 16S26CB9W	
Casing	Colour				White											
	Material				Precoated sheet metal											
Dimensions	Unit	HeightxWidthxDepth		mm	1,732x600x728											
Weight	Unit			kg	117	126	118	128	118	128	117	126	118	128	118	128
Tank	Water volume			l	180	260	180	260	180	260	180	260	180	260	180	260
	Maximum water temperature			°C	65											
	Maximum water pressure			bar	10											
	Corrosion protection				Anode											
Operation range	Heating	Water side	Min.~Max.	°C	15~55											
	Domestic hot water	Water side	Min.~Max.	°C	25~60 / 60											
Refrigerant	Charge			TCO_2eq	-											
	GWP				2,087.5											
Sound power level	Nom.			dBA	42		44				42		44			
Sound pressure level	Nom.			dBA	28		30				28		30			

Outdoor Unit				ERHQ	011BV3	014BV3	016BV3	011BW1	014BW1	016BW1
Dimensions	Unit	HeightxWidthxDepth		mm	1,170x900x320			1,345x900x320		
Weight	Unit			kg	102			108		
Compressor	Quantity				1					
	Type				Hermetically sealed scroll compressor					
Operation range	Cooling	Min.~Max.		°CDB	10.0~46.0					
	Domestic hot water	Min.~Max.		°CDB	-20~35					
Refrigerant	Type				R-410A					
	Charge			kg	2.7			3.0		
				TCO_2eq	5.6			6.3		
	GWP				2,087.5					
	Control				Expansion valve (electronic type)					
Sound power level	Heating	Nom.		dBA	64		66	64		66
	Cooling	Nom.		dBA	64	66	69	64	66	69
Sound pressure level	Heating	Nom.		dBA	49	51	53	51		52
	Cooling	Nom.		dBA	50	52	54	50	52	54
Power supply	Name/Phase/Frequency/Voltage			Hz/V	V3/1~/50/230			W1/3N~/50/400		
Current	Recommended fuses			A	32			20		

(1) Cooling Ta 35°C - LWE 18°C (DT = 5°C); heating Ta DB/WB 7°C/6°C - LWC 35°C (DT = 5°C) (2) cooling Ta 35°C - LWE 7°C (DT = 5°C); heating Ta DB/WB 7°C/6°C - LWC 45°C (DT = 5°C)
(3) Contains fluorinated greenhouse gases

Daikin Altherma low temperature split

-25°

Floor standing air to water heat pump for **heating, cooling and hot water**; ideal for low energy houses

› Integrated indoor unit: all-in-one floor standing unit including the domestic hot water tank
› Energy efficient heating and cooling system based on air to water heat pump technology
› Perfect fit for new built as well as for low energy houses
› Best seasonal efficiencies, providing the highest savings on running costs
› Flexible configuration with respect to heat emitters
› Outdoor unit extracts heat from the outdoor air, even at -25°C

Efficiency data				EHVX + ERLQ	04S18CB3V + 004CV3	08S18CB3V / 08S26CB9W + 006CV3	08S18CB3V / 08S26CB9W + 008CV3	11S18CB3V / 11S26CB9W + 011CV3	16S18CB3V / 16S26CB9W + 014CV3	16S18CB3V / 16S26CB9W + 016CV3	11S18CB3V / 11S26CB9W + 011CW1	16S18CB3V / 16S26CB9W + 014CW1	16S18CB3V / 16S26CB9W + 016CW1
Heating capacity	Nom.			kW	4.40 (1) / 4.03 (2)	6.00 (1) / 5.67 (2)	7.40 (1) / 6.89 (2)	11.2 (1) / 11.0 (2)	14.5 (1) / 13.6 (2)	16.0 (1) / 15.2 (2)	11.2 (1) / 11.0 (2)	14.5 (1) / 13.6 (2)	16.0 (1) / 15.2 (2)
Cooling capacity	Nom.			kW	4.08 (1) / 4.17 (2)	5.88 (1) / 4.84 (2)	6.20 (1) / 5.36 (2)	12.1 (1) / 11.7 (2)	12.7 (1) / 12.6 (2)	13.8 (1) / 13.1 (2)	12.1 (1) / 11.7 (2)	12.7 (1) / 12.6 (2)	13.8 (1) / 13.1 (2)
Power input	Heating	Nom.		kW	0.870 (1) / 1.13 (2)	1.27 (1) / 1.59 (2)	1.66 (1) / 2.01 (2)	2.43 (1) / 3.10 (2)	3.37 (1) / 4.10 (2)	3.76 (1) / 4.66 (2)	2.43 (1) / 3.10 (2)	3.37 (1) / 4.10 (2)	3.76 (1) / 4.66 (2)
	Cooling	Nom.		kW	0.900 (1) / 1.80 (2)	1.51 (1) / 2.07 (2)	1.64 (1) / 2.34 (2)	3.05 (1) / 4.31 (2)	3.21 (1) / 5.08 (2)	3.74 (1) / 5.73 (2)	3.05 (1) / 4.31 (2)	3.21 (1) / 5.08 (2)	3.74 (1) / 5.73 (2)
COP					5.04 (1) / 3.58 (2)	4.74 (1) / 3.56 (2)	4.45 (1) / 3.42 (2)	4.60 (1) / 2.75 (2) / 3.55 (3) / 2.10 (4)	4.30 (1) / 2.65 (2) / 3.32 (3) / 2.08 (4)	4.25 (1) / 2.64 (2) / 3.26 (3) / 2.09 (4)	4.60 (1) / 2.75 (2) / 3.55 (3) / 2.10 (4)	4.30 (1) / 2.65 (2) / 3.32 (3) / 2.08 (4)	4.25 / 2.64 / 3.26 / 2.09
EER					4.55 (1) / 2.32 (2)	3.89 (1) / 2.34 (2)	3.79 (1) / 2.29 (2)	3.98 (1) / 2.72 (2)	3.96 (1) / 2.47 (2)	3.69 (1) / 2.29 (2)	3.98 (1) / 2.72 (2)	3.96 (1) / 2.47 (2)	3.69 (1) / 2.29 (2)
Domestic hot water heating	General	Declared load profile			L	XL	L	XL	L	XL	L	XL	L	XL	L	XL	L	XL	L	XL
	Average climate	ηwh (water heating efficiency)		%	95.0	86.4	90.0	86.4	90.0	87.4	97.7	87.4	97.7	87.4	97.7	87.4	97.7	87.4	97.7	87.4	97.7
		Water heating energy efficiency class			A																
Space heating	Average climate water outlet 55°C	General	SCOP		3.20	3.22		3.23		3.09		3.16		3.06		3.09		3.16		3.06	
			ηs (Seasonal space heating efficiency)	%	125	126		120		123		119		120		123		119			
			Seasonal space heating eff. class		A++			A+													
	Average climate water outlet 35°C	General	SCOP		4.52	4.29		4.34		3.98		3.90		3.80		3.98		3.90		3.80	
			ηs (Seasonal space heating efficiency)	%	178	169		171		156		153		149		156		153		149	
			Seasonal space heating eff. class		A++									A+		A++				A+	

Indoor Unit				EHVX	04S18CB3V	08S18CB3V / 08S26CB9W		08S18CB3V / 08S26CB9W		11S18CB3V / 11S26CB9W		16S18CB3V / 16S26CB9W		16S18CB3V / 16S26CB9W		11S18CB3V / 11S26CB9W		16S18CB3V / 16S26CB9W		16S18CB3V / 16S26CB9W	
Casing	Colour				White																
	Material				Precoated sheet metal																
Dimensions	Unit	HeightxWidthxDepth		mm	1,732x600x728																
Weight	Unit			kg	117	119	129	119	129	119	128	120	130	120	130	119	128	120	130	120	130
Tank	Water volume			l	180		260	180	260	180	260	180	260	180	260	180	260	180	260	180	260
	Maximum water temperature			°C	65																
	Maximum water pressure			bar	10																
	Corrosion protection				Anode																
Operation range	Heating	Water side	Min.~Max.	°C	15~55					15~55											
	Cooling	Water side	Min.~Max.	°C	5~22																
	Domestic hot water	Water side	Min.~Max.	°C	25~60					25~60 / 60											
Refrigerant	Charge			TCO_2eq	-																
	GWP				2,087.5																
Sound power level	Nom.			dBA	42							44				42		44			
Sound pressure level	Nom.			dBA	28							30				28		30			

Outdoor Unit				ERLQ	004CV3	006CV3	008CV3	011CV3	014CV3	016CV3	011CW1	014CW1	016CW1
Dimensions	Unit	HeightxWidthxDepth		mm	735x832x307			1,345x900x320					
Weight	Unit			kg	54	56		113			114		
Compressor	Quantity				1								
	Type				Hermetically sealed swing compressor			Hermetically sealed scroll compressor					
Operation range	Cooling	Min.~Max.		°CDB	10.0~43.0			10.0~46.0					
	Domestic hot water	Min.~Max.		°CDB	-25~35			-20~35					
Refrigerant	Type				R-410A								
	GWP				2,087.5								
	Charge			TCO_2eq	3.1	3.3		7.1					
				kg	1.5	1.6		3.4					
	Control				Expansion valve (electronic type)								
Sound power level	Heating	Nom.		dBA	61		62	64		66	64		66
	Cooling	Nom.		dBA	63			64	66	69	64	66	69
Sound pressure level	Heating	Nom.		dBA	48		49	51		52	51		52
	Cooling	Nom.		dBA	48	49	50	50	52	54	50	52	54
Power supply	Name/Phase/Frequency/Voltage			Hz/V	V3/1~/50/230						W1/3N~/50/400		
Current	Recommended fuses			A	16		20	40			20		

(1) Condition 1: cooling Ta 35°C - LWE 18°C (DT = 5°C); heating Ta DB/WB 7°C/6°C - LWC 35°C (DT = 5°C) (2) Cooling Ta 35°C - LWE 7°C (DT = 5°C); heating Ta DB/WB 7°C/6°C - LWC 45°C (DT = 5°C)
(3) Ta DB -7°C (RH85%) - LWC 35°C (4) Ta DB -7°C (RH85%) - LWC 45°C (5) Contains fluorinated greenhouse gases

Daikin Altherma low temperature split



Efficiency data				EHVX + ERHQ	11S18CB3V / 11S26CB9W + 011BV3		16S18CB3V / 16S26CB9W + 014BV3		16S18CB3V / 16S26CB9W + 016BV3		11S18CB3V / 11S26CB9W + 011BW1		16S18CB3V / 16S26CB9W + 014BW1		16S18CB3V / 16S26CB9W + 016BW1	
Heating capacity	Nom.			kW	11.2 (1) / 10.3 (2)		14.0 (1) / 13.1 (2)		16.0 (1) / 15.2 (2)		11.3 (1) / 11.0 (2)		14.5 (1) / 13.6 (2)		16.1 (1) / 15.1 (2)	
Cooling capacity	Nom.			kW	13.9 (1) / 10.0 (2)		17.3 (1) / 12.5 (2)		17.8 (1) / 13.1 (2)		15.1 (1) / 11.7 (2)		16.1 (1) / 12.6 (2)		16.8 (1) / 13.1 (2)	
Power input	Heating	Nom.		kW	2.55 (1) / 3.17 (2)		3.26 (1) / 4.04 (2)		3.92 (1) / 4.75 (2)		2.63 (1) / 3.24 (2)		3.42 (1) / 4.21 (2)		3.82 (1) / 4.69 (2)	
	Cooling	Nom.		kW	3.86 (1) / 3.69 (2)		5.86 (1) / 5.69 (2)		6.87 (1) / 5.95 (2)		4.53 (1) / 4.31 (2)		5.43 (1) / 5.08 (2)		6.16 (1) / 5.73 (2)	
COP					4.39 (1) / 3.25 (2)		4.29 (1) / 3.24 (2)		4.08 (1) / 3.20 (2)		4.30 (1) / 3.39 (2)		4.24 (1) / 3.22 (2)		4.20 (1) / 3.22 (2)	
EER					3.60 (1) / 2.71 (2)		2.95 (1) / 2.32 (2)		2.59 (1) / 2.20 (2)		3.32 (1) / 2.72 (2)		2.96 (1) / 2.47 (2)		2.72 (1) / 2.29 (2)	
Domestic hot water heating	General	Declared load profile			L	XL	L	XL	L	XL	L	XL	L	XL	L	XL
	Average climate	ηwh (water heating efficiency)		%	90.5	95.3	90.5	95.3	90.5	95.3	84.3	87.3	84.3	87.3	84.3	87.3
		Water heating energy efficiency class			A											
Space heating	Average climate water outlet 55°C	General	SCOP		2.86		2.82		2.92		2.90		2.80		2.96	
			ηs (Seasonal space heating efficiency)	%	112		110		114		113		109		115	
			Seasonal space heating eff. class		A+											
	Average climate water outlet 35°C	General	SCOP		2.99		3.23		3.29		3.08		3.34		3.33	
			ηs (Seasonal space heating efficiency)	%	117		126		129		120		131		130	
			Seasonal space heating eff. class		A		A+				A		A+			

Indoor Unit				EHVX	11S18CB3V / 11S26CB9W		16S18CB3V / 16S26CB9W		16S18CB3V / 16S26CB9W		11S18CB3V / 11S26CB9W		16S18CB3V / 16S26CB9W		16S18CB3V / 16S26CB9W	
Casing	Colour				White											
	Material				Precoated sheet metal											
Dimensions	Unit	HeightxWidthxDepth		mm	1,732x600x728											
Weight	Unit			kg	119	128	120	130	120	130	119	128	120	130	120	130
Tank	Water volume			l	180	260	180	260	180	260	180	260	180	260	180	260
	Maximum water temperature			°C	65											
	Maximum water pressure			bar	10											
	Corrosion protection				Anode											
Operation range	Heating	Water side	Min.~Max.	°C	15~55											
	Cooling	Water side	Min.~Max.	°C	5~22											
	Domestic hot water	Water side	Min.~Max.	°C	25~60 / 60											
Refrigerant	Charge			TCO_2eq	-											
	GWP				2,087.5											
Sound power level	Nom.			dBA	42		44				42		44			
Sound pressure level	Nom.			dBA	28		30				28		30			

Outdoor Unit				ERHQ	011BV3	014BV3	016BV3	011BW1	014BW1	016BW1
Dimensions	Unit	HeightxWidthxDepth		mm	1,170x900x320			1,345x900x320		
Weight	Unit			kg	102			108		
Compressor	Quantity				1					
	Type				Hermetically sealed scroll compressor					
Operation range	Cooling	Min.~Max.		°CDB	10.0~46.0					
	Domestic hot water	Min.~Max.		°CDB	-20~35					
Refrigerant	Type				R-410A					
	Charge			kg	2.7			3.0		
				TCO_2eq	5.6			6.3		
	GWP				2,087.5					
	Control				Expansion valve (electronic type)					
Sound power level	Heating	Nom.		dBA	64		66	64		66
	Cooling	Nom.		dBA	64	66	69	64	66	69
Sound pressure level	Heating	Nom.		dBA	49	51	53	51		52
	Cooling	Nom.		dBA	50	52	54	50	52	54
Power supply	Name/Phase/Frequency/Voltage			Hz/V	V3/1~/50/230			W1/3N~/50/400		
Current	Recommended fuses			A	32			20		

(1) Cooling Ta 35°C - LWE 18°C (DT = 5°C); heating Ta DB/WB 7°C/6°C - LWC 35°C (DT = 5°C) (2) Cooling Ta 35°C - LWE 7°C (DT = 5°C); heating Ta DB/WB 7°C/6°C - LWC 45°C (DT = 5°C)
(3) Contains fluorinated greenhouse gases

Daikin Altherma low temperature split

Optimum efficiency offering full flexibility in heat emitters throughout the house

-25°

› Two different temperature zones can be automatically regulated by the same indoor unit
› Offers flexibility to the end user to combine different heat emitters e.g. under floor heating and radiators while optimising the efficiency
› Integrated indoor unit: all-in-one floor standing unit including the domestic hot water tank
› Energy efficient heating only system based on air to water heat pump technology
› Outdoor unit extracts heat from the outdoor air, even at -25°C

Efficiency data				EHVZ + ERLQ	04S18CB3V + 004CV3	08S18CB3V + 006CV3	08S18CB3V + 008CV3	16S18CB3V + 011CV3	16S18CB3V + 014CV3	16S18CB3V + 016CV3	16S18CB3V + 011CW1	16S18CB3V + 014CW1	16S18CB3V + 016CW1
Heating capacity	Nom.			kW	4.40 (1) / 4.03 (2)	6.00 (1) / 5.67 (2)	7.40 (1) / 6.89 (2)	11.2 (1) / 11.0 (2)	14.4 (1) / 13.5 (2)	15.9 (1) / 15.1 (2)	11.2 (1) / 11.0 (2)	14.4 (1) / 13.5 (2)	15.9 (1) / 15.1 (2)
Power input	Heating	Nom.		kW	0.870 (1) / 1.13 (2)	1.27 (1) / 1.59 (2)	1.66 (1) / 2.01 (2)	2.43 (1) / 3.10 (2)	3.39 (1) / 4.12 (2)	3.77 (1) / 4.67 (2)	2.43 (1) / 3.10 (2)	3.39 (1) / 4.12 (2)	3.77 (1) / 4.67 (2)
COP					5.04 (1) / 3.58 (2)	4.74 (1) / 3.56 (2)	4.45 (1) / 3.42 (2)	4.60 (1) / 2.75 (2) / 3.55 (3) / 2.10 (4)	4.24 (1) / 2.61 (2) / 3.28 (3) / 2.05 (4)	4.22 (1) / 2.61 (2) / 3.23 (3) / 2.07 (4)	4.60 (1) / 2.75 (2) / 3.55 (3) / 2.10 (4)	4.24 (1) / 2.61 (2) / 3.28 (3) / 2.05 (4)	4.22 (1) / 2.61 (2) / 3.23 (3) / 2.07 (4)
Pump Additional Zone	Nominal ESP unit (*RLQ*C*)	Heating		kPa	52.3 / 55.4	40.6 / 43.3	28.3 / 32.7	26.2 / 28.3	25.0		26.2 / 28.3	25.0	
Pump Main Zone	Nominal ESP unit (*RLQ*C*)	Heating		kPa	48.6 / 51.9	39.5 / 42.3	26.4 / 31.2	18.2 / 20.7	25.0		18.2 / 20.7	25.0	
Domestic hot water heating	General	Declared load profile			L								
	Average climate	ηwh (water heating efficiency)		%	95.0	86.4		87.4					
		Water heating energy efficiency class			A								
Space heating	Average climate water outlet 55°C	General	SCOP		3.20	3.22	3.23	3.09	3.16	3.06	3.09	3.16	3.06
			ηs (Seasonal space heating efficiency)	%	125	126		120	123	119	120	123	119
			Seasonal space heating eff. class		A++			A+					
	Average climate water outlet 35°C	General	SCOP		4.52	4.29	4.34	-					
			ηs (Seasonal space heating efficiency)	%	178	169	171	-					
			Seasonal space heating eff. class		A++			-					

Indoor Unit				EHVZ	04S18CB3V	08S18CB3V	16S18CB3V
Casing	Colour				White		
	Material				Precoated sheet metal		
Dimensions	Unit	HeightxWidthxDepth		mm	1,732x600x728		
Weight	Unit			kg	121	122	121
Tank	Water volume			l	180		
	Maximum water temperature			°C	65		
	Maximum water pressure			bar	10		
	Corrosion protection				Anode		
Operation range	Heating	Water side	Min.~Max.	°C	15~55		15~55
	Domestic hot water	Water side	Min.~Max.	°C	25~60		25~60 / 60
Refrigerant	Charge			TCO_2eq	-		
	GWP				2,087.5		
Sound power level	Nom.			dBA	42		44
Sound pressure level	Nom.			dBA	28		30

Outdoor Unit				ERLQ	004CV3	006CV3	008CV3	011CV3	014CV3	016CV3	011CW1	014CW1	016CW1
Dimensions	Unit	HeightxWidthxDepth		mm	735x832x307			1,345x900x320					
Weight	Unit			kg	54	56		113			114		
Compressor	Quantity				1								
	Type				Hermetically sealed swing compressor			Hermetically sealed scroll compressor					
Operation range	Cooling	Min.~Max.		°CDB	10.0~43.0			10.0~46.0					
	Domestic hot water	Min.~Max.		°CDB	-25 (2.000~35 (2			-20 (2.000~35 (2					
Refrigerant	Type				R-410A								
	GWP				2,087.5								
	Charge			TCO_2eq	3.1	3.3		7.1					
				kg	1.5	1.6		3.4					
	Control				Expansion valve (electronic type)								
Sound power level	Heating	Nom.		dBA	61		62	64 (3		66 (3	64 (3		66 (3
	Cooling	Nom.		dBA	63			64 (4	66 (4	69 (4	64 (4	66 (4	69 (4
Sound pressure level	Heating	Nom.		dBA	48 (3		49 (3	51 (5		52 (5	51 (5		52 (5
	Cooling	Nom.		dBA	48 (3	49 (3	50 (3	50 (5	52 (5	54 (5	50 (5	52 (5	54 (5
Power supply	Name/Phase/Frequency/Voltage			Hz/V	V3/1~/50/230						W1/3N~/50/400		
Current	Recommended fuses			A	16		20	40			20		

(1) cooling Ta 35°C - LWE 18°C (DT = 5°C); heating Ta DB/WB 7°C/6°C - LWC 35°C (DT = 5°C) (2) cooling Ta 35°C - LWE 7°C (DT = 5°C); heating Ta DB/WB 7°C/6°C - LWC 45°C (DT = 5°C)
(3) heating Ta DB -7°C (RH85%) - LWC 35°C (4) heating Ta DB -7°C (RH85%) - LWC 45°C (5) Contains fluorinated greenhouse gases

Daikin Altherma low temperature split



Efficiency data				EHVZ + ERHQ	16S18CB3V + 011BV3	16S18CB3V + 014BV3	16S18CB3V + 016BV3	16S18CB3V + 011BW1	16S18CB3V + 014BW1	16S18CB3V + 016BW1
Heating capacity	Nom.			kW	11.2 (1) / 10.3 (2)	14.0 (1) / 13.1 (2)	16.0 (1) / 15.2 (2)	11.3 (1) / 11.0 (2)	14.5 (1) / 13.6 (2)	16.1 (1) / 15.1 (2)
Power input	Heating	Nom.		kW	2.55 (1) / 3.17 (2)	3.26 (1) / 4.04 (2)	3.92 (1) / 4.75 (2)	2.63 (1) / 3.24 (2)	3.42 (1) / 4.21 (2)	3.82 (1) / 4.69 (2)
COP					4.39 (1) / 3.25 (2)	4.29 (1) / 3.24 (2)	4.08 (1) / 3.20 (2)	4.30 (1) / 3.39 (2)	4.24 (1) / 3.22 (2)	4.20 (1) / 3.22 (2)
Pump Additional Zone	Nominal ESP unit (*RHQ*B*)	Heating		kPa	26.2 / 35.0	25.0		24.8 / 28.3	25.0	
Pump Main Zone	Nominal ESP unit (*RHQ*B*)	Heating		kPa	18.2 / 28.8	25.0		16.4 / 20.7	25.0	
Domestic hot water heating	General	Declared load profile			L					
	Average climate	ηwh (water heating efficiency)		%	90.5			84.3		
		Water heating energy efficiency class			A					
Space heating	Average climate water outlet 55°C	General	SCOP		2.86	2.82	2.92	2.90	2.80	2.96
			ηs (Seasonal space heating efficiency)	%	112	110	114	113	109	115
			Seasonal space heating eff. class		A+					
	Average climate water outlet 35°C	General	ηs (Seasonal space heating efficiency)	%	-					
			Seasonal space heating eff. class		-					

Indoor Unit				EHVZ	16S18CB3V
Casing	Colour				White
	Material				Precoated sheet metal
Dimensions	Unit	HeightxWidthxDepth		mm	1,732x600x728
Weight	Unit			kg	121
Tank	Water volume			l	180
	Maximum water temperature			°C	65
	Maximum water pressure			bar	10
	Corrosion protection				Anode
Operation range	Heating	Water side	Min.~Max.	°C	15~55
	Domestic hot water	Water side	Min.~Max.	°C	25~60 / 60
Refrigerant	Charge			TCO_2eq	-
	GWP				2,087.5
Sound power level	Nom.			dBA	44
Sound pressure level	Nom.			dBA	30

Outdoor Unit				ERHQ	011BV3	014BV3	016BV3	011BW1	014BW1	016BW1
Dimensions	Unit	HeightxWidthxDepth		mm	1,170x900x320			1,345x900x320		
Weight	Unit			kg	102			108		
Compressor	Quantity				1					
	Type				Hermetically sealed scroll compressor					
Operation range	Cooling	Min.~Max.		°CDB	10.0~46.0					
	Domestic hot water	Min.~Max.		°CDB	-20~35					
Refrigerant	Type				R-410A					
	Charge			kg	2.7			3.0		
				TCO_2eq	5.6			6.3		
	GWP				2,087.5					
	Control				Expansion valve (electronic type)					
Sound power level	Heating	Nom.		dBA	64		66	64		66
	Cooling	Nom.		dBA	64	66	69	64	66	69
Sound pressure level	Heating	Nom.		dBA	49	51	53	51		52
	Cooling	Nom.		dBA	50	52	54	50	52	54
Power supply	Name/Phase/Frequency/Voltage			Hz/V	V3/1~/50/230			W1/3N~/50/400		
Current	Recommended fuses			A	32			20		

(1) cooling Ta 35°C - LWE 18°C (DT = 5°C); heating Ta DB/WB 7°C/6°C - LWC 35°C (DT = 5°C) (2) cooling Ta 35°C - LWE 7°C (DT = 5°C); heating Ta DB/WB 7°C/6°C - LWC 45°C (DT = 5°C)
(3) heating Ta DB -7°C (RH85%) - LWC 35°C (4) heating Ta DB -7°C (RH85%) - LWC 45°C (4) Contains fluorinated greenhouse gases

Daikin Altherma low temperature split

Floor standing air to water heat pump for **heating and hot water with thermal solar support**

-25°

› Integrated solar unit, maximising renewable energy and offering top comfort in heating and hot water
› Solar support of domestic hot water with unpressurised (drain-back) solar system
› Lightweight plastic tank with exceptional hygienic benefits
› App control possible for managing heating and hot water operation
› Outdoor unit extracts heat from the outdoor air, even at -25°C

Efficiency data					**EHSH + ERLQ**	**04P30A + 004CV3**	**08P50A + 006CV3**	**08P30A + 006CV3**	**08P30A + 008CV3**	**08P50A + 008CV3**	**16P50A + 011CV3**	**16P50A + 014CV3**	**16P50A + 016CV3**	**16P50A + 011CW1**	**16P50A + 014CW1**	**16P50A + 016CW1**
Heating capacity	Nom.			kW		4.53 / 3.98 / 4.26 / 3.47	6.06 / 5.78 / 5.14 / 4.60		7.78 / 7.27 / 5.53 / 5.51		11.80 / 10.40 / 5.95 / 7.74	14.81 / 13.73 / 8.28 / 9.57	15.34 / 14.86 / 8.04 / 10.05	11.80 / 10.40 / 5.95 / 7.74	14.81 / 13.73 / 8.28 / 9.57	15.34 / 14.86 / 8.04 / 10.05
Power input	Heating	Nom.		kW		0.87 / 1.04 / 1.49 / 0.85	1.30 / 1.58 / 1.88 / 1.26		1.69 / 2.04 / 1.98 / 1.56		2.57 / 3.13 / 2.43 / 2.35	3.42 / 4.07 / 3.17 / 2.93		2.57 / 3.13 / 2.43 / 2.35	3.42 / 4.07 / 3.17 / 2.93	
COP						5.23 / 3.84 / 2.85 / 4.07	4.65 / 3.66 / 2.73 / 3.64		4.60 / 3.57 / 2.78 / 3.54		4.38 / 3.32 / 2.45 / 3.29	4.27 / 3.34 / 2.58 / 3.22	4.10 / 3.22 / 2.44 / 3.15	4.38 / 3.32 / 2.45 / 3.29	4.27 / 3.34 / 2.58 / 3.22	4.10 / 3.22 / 2.44 / 3.15
Space heating	Average climate water outlet 55°C	General	ηs (Seasonal space heating efficiency)	%		130	125		127		125	126	125		126	125
			Seasonal space heating eff. class			A++										
	Average climate water outlet 35°C	General	ηs (Seasonal space heating efficiency)	%		-										
			Seasonal space heating eff. class			-										
Domestic hot water heating	General	Declared load profile				L	XL	L		XL						
	Average climate	ηwh (water heating efficiency)		%		103	102	98	90	96	83					
		Water heating energy efficiency class				A										

Indoor Unit					**EHSH**	**04P30A**	**08P50A**	**08P30A**	**08P50A**	**16P50A**
Casing	Colour					Traffic white (RAL9016) / Dark grey (RAL7011)				
	Material					Impact resistant polypropylene				
Dimensions	Unit	HeightxWidthxDepth		mm		1,945x615x595	1,945x790x790	1,945x615x595		1,945x790x790
Weight	Unit			kg		87	114	87	114	116
Tank	Water volume			l		300	500	300		500
	Maximum water temperature			°C		85				
Operation range	Heating	Ambient	Min.~Max.	°C		-25~25				-25~35
		Water side	Min.~Max.	°C		15~55				
	Domestic hot water	Ambient	Min.~Max.	°CDB		-25~35				
		Water side	Min.~Max.	°C		25~55				
Refrigerant	Type					R-410A				
	Charge			kg		1.5	1.6			3.4
				TCO_2eq		-				
	Control					Electronic expansion valve / Inverter				
	GWP					-				
Sound power level	Nom.			dBA		40				
Sound pressure level	Nom.			dBA		28				

Outdoor Unit					**ERLQ**	**004CV3**	**006CV3**	**008CV3**	**011CV3**	**014CV3**	**016CV3**	**011CW1**	**014CW1**	**016CW1**
Dimensions	Unit	HeightxWidthxDepth		mm		735x832x307			1,345x900x320					
Weight	Unit			kg		54	56		113			114		
Compressor	Quantity					1								
	Type					Hermetically sealed swing compressor			Hermetically sealed scroll compressor					
Operation range	Cooling	Min.~Max.		°CDB		10.0~43.0			10.0~46.0					
	Domestic hot water	Min.~Max.		°CDB		-25~35			-20~35					
Refrigerant	Type					R-410A								
	GWP					2,087.5								
	Charge			TCO_2eq		3.1	3.3		7.1					
				kg		1.5	1.6		3.4					
	Control					Expansion valve (electronic type)								
Sound power level	Heating	Nom.		dBA		61		62	64		66	64		66
	Cooling	Nom.		dBA		63			64	66	69	64	66	69
Sound pressure level	Heating	Nom.		dBA		48		49	51		52	51		52
	Cooling	Nom.		dBA		48	49	50	50	52	54	50	52	54
Power supply	Name/Phase/Frequency/Voltage			Hz/V		V3/1~/50/230						W1/3N~/50/400		
Current	Recommended fuses			A		16		20	40			20		

(1) cooling Ta 35°C - LWE 18°C (DT = 5°C); heating Ta DB/WB 7°C/6°C - LWC 35°C (DT = 5°C) (2) cooling Ta 35°C - LWE 7°C (DT = 5°C); heating Ta DB/WB 7°C/6°C - LWC 45°C (DT = 5°C)
(3) EW 30°C; LW 35°C; ambient conditions: -7°CDB/-8°CWB (4) EW 30°C; LW 35°C; ambient conditions: 2°CDB/1°CWB (5) Contains fluorinated greenhouse gases

Daikin Altherma low temperature split

Floor standing air to water heat pump for **bivalent** heating and hot water with thermal solar support

› Bivalent system: combinable with a secondary heat source



EHSHB04-08P30A

EHSHB08-16P50A

ERLQ004-008CV3

Efficiency data				EHSHB + ERLQ	04P30A + 004CV3	08P50A + 006CV3	08P30A + 006CV3	08P50A + 008CV3	08P30A + 008CV3	16P50A + 011CV3	16P50A + 014CV3	16P50A + 016CV3	16P50A + 011CW1	16P50A + 014CW1	16P50A + 016CW1
Heating capacity	Nom.			kW	4.53 / 3.98 / 4.26 / 3.47	6.06 / 5.78 / 5.14 / 4.60		7.78 / 7.27 / 5.53 / 5.51		11.80 / 10.40 / 5.95 / 7.74	14.81 / 13.73 / 8.28 / 9.57	15.34 / 14.86 / 8.04 / 10.05	11.80 / 10.40 / 5.95 / 7.74	14.81 / 13.73 / 8.28 / 9.57	15.34 / 14.86 / 8.04 / 10.05
Power input	Heating	Nom.		kW	0.87 / 1.04 / 1.49 / 0.85	1.30 / 1.58 / 1.88 / 1.26		1.69 / 2.04 / 1.98 / 1.56		2.57 / 3.13 / 2.43 / 2.35	3.42 / 4.07 / 3.17 / 2.93		2.57 / 3.13 / 2.43 / 2.35	3.42 / 4.07 / 3.17 / 2.93	
COP					5.23 / 3.84 / 2.85 / 4.07	4.65 / 3.66 / 2.73 / 3.64		4.60 / 3.57 / 2.78 / 3.54		4.38 / 3.32 / 2.45 / 3.29	4.27 / 3.34 / 2.58 / 3.22	4.10 / 3.22 / 2.44 / 3.15	4.38 / 3.32 / 2.45 / 3.29	4.27 / 3.34 / 2.58 / 3.22	4.10 / 3.22 / 2.44 / 3.15
Space heating	Average climate water outlet 55°C	General	ηs (Seasonal space heating efficiency)	%	130	125		127		125	126	125		126	125
			Seasonal space heating eff. class		A++										
	Average climate water outlet 35°C	General	ηs (Seasonal space heating efficiency)	%	-										
			Seasonal space heating eff. class		-										
Domestic hot water heating	General	Declared load profile			L	XL	L	XL	L	XL					
	Average climate	ηwh (water heating efficiency)		%	103	108	98	99	90	84					
		Water heating energy efficiency class			A										

Indoor Unit				EHSHB	04P30A	08P50A	08P30A	08P50A	08P30A	16P50A
Casing	Colour				Traffic white (RAL9016) / Dark grey (RAL7011)					
	Material				Impact resistant polypropylene					
Dimensions	Unit	HeightxWidthxDepth		mm	1,945x615x595	1,945x790x790	1,945x615x595	1,945x790x790	1,945x615x595	1,945x790x790
Weight	Unit			kg	92	119	92	119	92	121
Tank	Water volume			l	300	500	300	500	300	500
	Maximum water temperature			°C	85					
Operation range	Heating	Ambient	Min.~Max.	°C	-25~25					-25~35
		Water side	Min.~Max.	°C	15~55					
	Domestic hot water	Ambient	Min.~Max.	°CDB	-25~35					
		Water side	Min.~Max.	°C	25~55					
Refrigerant	Type				R-410A					
	Charge			kg	1.5	1.6				3.4
				TCO_2eq	-					
	Control				Electronic expansion valve / Inverter					
	GWP				-					
Sound power level	Nom.			dBA	40					
Sound pressure level	Nom.			dBA	28					

Outdoor Unit				ERLQ	004CV3	006CV3	008CV3	011CV3	014CV3	016CV3	011CW1	014CW1	016CW1
Dimensions	Unit	HeightxWidthxDepth		mm	735x832x307			1,345x900x320					
Weight	Unit			kg	54	56		113			114		
Compressor	Quantity				1								
	Type				Hermetically sealed swing compressor			Hermetically sealed scroll compressor					
Operation range	Cooling	Min.~Max.		°CDB	10.0~43.0			10.0~46.0					
	Domestic hot water	Min.~Max.		°CDB	-25~35			-20~35					
Refrigerant	Type				R-410A								
	GWP				2,087.5								
	Charge			TCO_2eq	3.1	3.3		7.1					
				kg	1.5	1.6		3.4					
	Control				Expansion valve (electronic type)								
Sound power level	Heating	Nom.		dBA	61		62	64		66	64		66
	Cooling	Nom.		dBA	63			64	66	69	64	66	69
Sound pressure level	Heating	Nom.		dBA	48		49	51		52	51		52
	Cooling	Nom.		dBA	48	49	50	50	52	54	50	52	54
Power supply	Name/Phase/Frequency/Voltage			Hz/V	V3/1~/50/230						W1/3N~/50/400		
Current	Recommended fuses			A	16		20	40			20		

(1) cooling Ta 35°C - LWE 18°C (DT = 5°C); heating Ta DB/WB 7°C/6°C - LWC 35°C (DT = 5°C) (2) cooling Ta 35°C - LWE 7°C (DT = 5°C); heating Ta DB/WB 7°C/6°C - LWC 45°C (DT = 5°C)
(3) EW 30°C; LW 35°C; ambient conditions: -7°CDB/-8°CWB (4) EW 30°C; LW 35°C; ambient conditions: 2°CDB/1°CWB (5) Contains fluorinated greenhouse gases

Daikin Altherma low temperature split

Floor standing air to water heat pump for **heating, cooling and hot water with thermal solar support**

-25°

› Integrated solar unit, maximising renewable energy and offering top comfort in heating, hot water and cooling
› Solar support of domestic hot water with unpressurised (drain-back) solar system
› Lightweight plastic tank with exceptional hygienic benefits
› App control possible for managing heating, hot water and cooling operation
› Outdoor unit extracts heat from the outdoor air, even at -25°C

Efficiency data				EHSX + ERLQ	04P30A + 004CV3	08P30A + 006CV3	08P50A + 006CV3	08P30A + 008CV3	08P50A + 008CV3	16P50A + 011CV3	16P50A + 014CV3	16P50A + 016CV3	16P50A + 011CW1	16P50A + 014CW1	16P50A + 016CW1
Heating capacity	Nom.			kW	4.53 / 3.98 / 4.26 / 3.47	6.06 / 5.78 / 5.14 / 4.60		7.78 / 7.27 / 5.53 / 5.51		11.80 / 10.40 / 5.95 / 7.74	14.81 / 13.73 / 8.28 / 9.57	15.34 / 14.86 / 8.04 / 10.05	11.80 / 10.40 / 5.95 / 7.74	14.81 / 13.73 / 8.28 / 9.57	15.34 / 14.86 / 8.04 / 10.05
Cooling capacity	Nom.			kW	4.4 / 4.0	5.2 / 4.6				15.1 / 11.7	16.1 / 12.6	16.8 / 13.1	15.1 / 11.7	16.1 / 12.6	16.8 / 13.1
Power input	Heating	Nom.		kW	0.87 / 1.04 / 1.49 / 0.85	1.30 / 1.58 / 1.88 / 1.26		1.69 / 2.04 / 1.98 / 1.56		2.57 / 3.13 / 2.43 / 2.35	3.42 / 4.07 / 3.17 / 2.93		2.57 / 3.13 / 2.43 / 2.35	3.42 / 4.07 / 3.17 / 2.93	
	Cooling	Nom.		kW	1.05 / 1.41	1.43 / 1.85				4.55 / 4.30	5.44 / 5.10	6.18 / 5.72	4.55 / 4.30	5.44 / 5.10	6.18 / 5.72
COP					5.23 / 3.84 / 2.85 / 4.07	4.65 / 3.66 / 2.73 / 3.64		4.60 / 3.57 / 2.78 / 3.54		4.38 / 3.32 / 2.45 / 3.29	4.27 / 3.34 / 2.58 / 3.22	4.10 / 3.22 / 2.44 / 3.15	4.38 / 3.32 / 2.45 / 3.29	4.27 / 3.34 / 2.58 / 3.22	4.10 / 3.22 / 2.44 / 3.15
EER					4.21 / 2.85	3.65 / 2.51				3.32 / 2.72	2.96 / 2.47	2.72 / 2.29	3.32 / 2.72	2.96 / 2.47	2.72 / 2.29
Space heating	Average climate water outlet 55°C	General	ηs (Seasonal space heating efficiency)	%	132	126		128			130	127	128	130	127
			Seasonal space heating eff. class		A++										
	Average climate water outlet 35°C	General	ηs (Seasonal space heating efficiency)	%	-										
			Seasonal space heating eff. class		-										
Domestic hot water heating	General	Declared load profile			L		XL	L	XL						
	Average climate	ηwh (water heating efficiency)		%	103	98	102	90	96	83					
		Water heating energy efficiency class			A										

Indoor Unit				EHSX	04P30A	08P30A	08P50A	08P30A	08P50A	16P50A
Casing	Colour				Traffic white (RAL9016) / Dark grey (RAL7011)					
	Material				Impact resistant polypropylene					
Dimensions	Unit	HeightxWidthxDepth		mm	1,945x615x595		1,945x790x790	1,945x615x595		1,945x790x790
Weight	Unit			kg	87		114	87	114	116
Tank	Water volume			l	300		500	300		500
	Maximum water temperature			°C	85					
Operation range	Heating	Ambient	Min.~Max.	°C	-25~25					-25~35
		Water side	Min.~Max.	°C	15~55					
	Cooling	Ambient	Min.~Max.	°CDB	10~43					
		Water side	Min.~Max.	°C	5~22					-~-
	Domestic hot water	Ambient	Min.~Max.	°CDB	-25~35					
		Water side	Min.~Max.	°C	25~55					
Refrigerant	Type				R-410A					
	Charge			kg	1.5	1.6				3.4
				TCO_2eq	-					
	Control				Electronic expansion valve / Inverter					
	GWP				-					
Sound power level	Nom.			dBA	40					
Sound pressure level	Nom.			dBA	28					

Outdoor Unit				ERLQ	004CV3	006CV3	008CV3	011CV3	014CV3	016CV3	011CW1	014CW1	016CW1
Dimensions	Unit	HeightxWidthxDepth		mm	735x832x307			1,345x900x320					
Weight	Unit			kg	54	56		113			114		
Compressor	Quantity				1								
	Type				Hermetically sealed swing compressor			Hermetically sealed scroll compressor					
Operation range	Cooling	Min.~Max.		°CDB	10.0~43.0			10.0~46.0					
	Domestic hot water	Min.~Max.		°CDB	-25~35			-20~35					
Refrigerant	Type				R-410A								
	GWP				2,087.5								
	Charge			TCO_2eq	3.1	3.3		7.1					
				kg	1.5	1.6		3.4					
	Control				Expansion valve (electronic type)								
Sound power level	Heating	Nom.		dBA	61		62	64		66	64		66
	Cooling	Nom.		dBA	63			64	66	69	64	66	69
Sound pressure level	Heating	Nom.		dBA	48		49	51		52	51		52
	Cooling	Nom.		dBA	48	49	50	50	52	54	50	52	54
Power supply	Name/Phase/Frequency/Voltage			Hz/V	V3/1~/50/230						W1/3N~/50/400		
Current	Recommended fuses			A	16		20	40			20		

(1) cooling Ta 35°C - LWE 18°C (DT = 5°C); heating Ta DB/WB 7°C/6°C - LWC 35°C (DT = 5°C) (2) cooling Ta 35°C - LWE 7°C (DT = 5°C); heating Ta DB/WB 7°C/6°C - LWC 45°C (DT = 5°C)
(3) EW 30°C; LW 35°C; ambient conditions: -7°CDB/-8°CWB (4) EW 30°C; LW 35°C; ambient conditions: 2°CDB/1°CWB (5) Contains fluorinated greenhouse gases

Daikin Altherma low temperature split

Floor standing air to water heat pump for **bivalent** heating, cooling and hot water with thermal solar support

› Bivalent system: combinable with a secondary heat source



EHSXB04-08P30A

EHSXB08-16P50A

ERLQ004-008CV3

Efficiency data				EHSXB + ERLQ	04P30A + 004CV3	08P30A + 006CV3	08P50A + 006CV3	08P30A + 008CV3	08P50A + 008CV3	16P50A + 011CV3	16P50A + 014CV3	16P50A + 016CV3	16P50A + 011CW1	16P50A + 014CW1	16P50A + 016CW1
Heating capacity	Nom.			kW	4.53 / 3.98 / 4.26 / 3.47	6.06 / 5.78 / 5.14 / 4.60		7.78 / 7.27 / 5.53 / 5.51		11.80 / 10.40 / 5.95 / 7.74	14.81 / 13.73 / 8.28 / 9.57	15.34 / 14.86 / 8.04 / 10.05	11.80 / 10.40 / 5.95 / 7.74	14.81 / 13.73 / 8.28 / 9.57	15.34 / 14.86 / 8.04 / 10.05
Cooling capacity	Nom.			kW	4.4 / 4.0	5.2 / 4.6				15.1 / 11.7	16.1 / 12.6	16.8 / 13.1	15.1 / 11.7	16.1 / 12.6	16.8 / 13.1
Power input	Heating	Nom.		kW	0.87 / 1.04 / 1.49 / 0.85	1.30 / 1.58 / 1.88 / 1.26		1.69 / 2.04 / 1.98 / 1.56		2.57 / 3.13 / 2.43 / 2.35	3.42 / 4.07 / 3.17 / 2.93		2.57 / 3.13 / 2.43 / 2.35	3.42 / 4.07 / 3.17 / 2.93	
	Cooling	Nom.		kW	1.05 / 1.41	1.43 / 1.85				4.55 / 4.30	5.44 / 5.10	6.18 / 5.72	4.55 / 4.30	5.44 / 5.10	6.18 / 5.72
COP					5.23 / 3.84 / 2.85 / 4.07	4.65 / 3.66 / 2.73 / 3.64		4.60 / 3.57 / 2.78 / 3.54		4.38 / 3.32 / 2.45 / 3.29	4.27 / 3.34 / 2.58 / 3.22	4.10 / 3.22 / 2.44 / 3.15	4.38 / 3.32 / 2.45 / 3.29	4.27 / 3.34 / 2.58 / 3.22	4.10 / 3.22 / 2.44 / 3.15
EER					4.21 / 2.85	3.65 / 2.51				3.32 / 2.72	2.96 / 2.47	2.72 / 2.29	3.32 / 2.72	2.96 / 2.47	2.72 / 2.29
Space heating	Average climate water outlet 55°C	General	ηs (Seasonal space heating efficiency)	%	132	126		128			130	127	128	130	127
			Seasonal space heating eff. class		A++										
	Average climate water outlet 35°C	General	ηs (Seasonal space heating efficiency)	%	-										
			Seasonal space heating eff. class		-										
Domestic hot water heating	General	Declared load profile			L		XL	L	XL						
	Average climate	ηwh (water heating efficiency)		%	103	98	108	90	99	84					
		Water heating energy efficiency class			A										

Indoor Unit				EHSXB	04P30A	08P30A	08P50A	08P30A	08P50A	16P50A					
Casing	Colour				Traffic white (RAL9016) / Dark grey (RAL7011)										
	Material				Impact resistant polypropylene										
Dimensions	Unit	HeightxWidthxDepth		mm	1,945x615x595		1,945x790x790	1,945x615x595		1,945x790x790					
Weight	Unit			kg	92		119	92	119	121					
Tank	Water volume			l	300		500	300		500					
	Maximum water temperature			°C	85										
Operation range	Heating	Ambient	Min.~Max.	°C	-25~25					-25~35					
		Water side	Min.~Max.	°C	15~55										
	Cooling	Ambient	Min.~Max.	°CDB	10~43										
		Water side	Min.~Max.	°C	5~22					-~-					
	Domestic hot water	Ambient	Min.~Max.	°CDB	-25~35										
		Water side	Min.~Max.	°C	25~55										
Refrigerant	Type				R-410A										
	Charge			kg	1.5	1.6				3.4					
				TCO_2eq	-										
	Control				Electronic expansion valve / Inverter										
	GWP				-										
Sound power level	Nom.			dBA	40										
Sound pressure level	Nom.			dBA	28										

Outdoor Unit				ERLQ	004CV3	006CV3	008CV3	011CV3	014CV3	016CV3	011CW1	014CW1	016CW1
Dimensions	Unit	HeightxWidthxDepth		mm	735x832x307			1,345x900x320					
Weight	Unit			kg	54	56		113			114		
Compressor	Quantity				1								
	Type				Hermetically sealed swing compressor			Hermetically sealed scroll compressor					
Operation range	Cooling	Min.~Max.		°CDB	10.0~43.0			10.0~46.0					
	Domestic hot water	Min.~Max.		°CDB	-25~35			-20~35					
Refrigerant	Type				R-410A								
	GWP				2,087.5								
	Charge			TCO_2eq	3.1	3.3		7.1					
				kg	1.5	1.6		3.4					
	Control				Expansion valve (electronic type)								
Sound power level	Heating	Nom.		dBA	61		62	64		66	64		66
	Cooling	Nom.		dBA	63			64	66	69	64	66	69
Sound pressure level	Heating	Nom.		dBA	48		49	51		52	51		52
	Cooling	Nom.		dBA	48	49	50	50	52	54	50	52	54
Power supply	Name/Phase/Frequency/Voltage			Hz/V	V3/1~/50/230						W1/3N~/50/400		
Current	Recommended fuses			A	16		20	40			20		

(1) cooling Ta 35°C - LWE 18°C (DT = 5°C); heating Ta DB/WB 7°C/6°C - LWC 35°C (DT = 5°C) (2) cooling Ta 35°C - LWE 7°C (DT = 5°C); heating Ta DB/WB 7°C/6°C - LWC 45°C (DT = 5°C)
(3) EW 30°C; LW 35°C; ambient conditions: -7°CDB/-8°CWB (4) EW 30°C; LW 35°C; ambient conditions: 2°CDB/1°CWB (5) Contains fluorinated greenhouse gases

Daikin Altherma low temperature split

-25°

Wall mounted **heating only** air to water heat pump ideal for low energy houses

- Energy efficient heating only system based on air to water heat pump technology
- Perfect fit for new built as well as for low energy houses
- Best seasonal efficiencies, providing the highest savings on running costs
- Flexible configuration with respect to heat emitters
- Possible to combine with domestic hot water
- Outdoor unit extracts heat from the outdoor air, even at -25°C

Efficiency data				EHBH + ERLQ	04CB3V + 004CV3	08CB3V/9W + 006CV3	08CB3V/9W + 008CV3	11CB3V/9W + 011CV3	16CB3V/9W + 014CV3	16CB3V/9W + 016CV3	11CB3V/9W + 011CW1	16CB3V/9W + 014CW1	16CB3V/9W + 016CW1
Heating capacity	Nom.			kW	4.40 (1) / 4.03 (2)	6.00 (1) / 5.67 (2)	7.40 (1) / 6.89 (2)	11.2 (1) / 11.0 (2)	14.5 (1) / 13.6 (2)	16.0 (1) / 15.2 (2)	11.2 (1) / 11.0 (2)	14.5 (1) / 13.6 (2)	16.0 (1) / 15.2 (2)
Power input	Heating	Nom.		kW	0.870 (1) / 1.13 (2)	1.27 (1) / 1.59 (2)	1.66 (1) / 2.01 (2)	2.43 (1) / 3.10 (2)	3.37 (1) / 4.10 (2)	3.76 (1) / 4.66 (2)	3.42 (1) / 4.21 (2)	3.37 (1) / 4.10 (2)	3.76 (1) / 4.66 (2)
COP					5.04 (1) / 3.58 (2)	4.74 (1) / 3.56 (2)	4.45 (1) / 3.42 (2)	4.60 (1) / 2.75 (2) / 3.55 (3) / 2.10 (4)	4.30 (1) / 2.65 (2) / 3.32 (3) / 2.08 (4)	4.25 (1) / 2.64 (2) / 3.26 (3) / 2.09 (4)	4.60 (1) / 2.75 (2) / 3.55 (3) / 2.10 (4)	4.30 (1) / 2.65 (2) / 3.32 (3) / 2.08 (4)	4.25 (1) / 2.64 (2) / 3.26 (3) / 2.09 (4)
Domestic hot water heating	General	Declared load profile			-								
	Average climate	ηwh (water heating efficiency)		%	-								
		Water heating energy efficiency class			-								
Space heating	Average climate water outlet 55°C	General	SCOP		3.20	3.22	3.23	3.09	3.16	3.06	3.09	3.16	3.06
			ηs (Seasonal space heating efficiency)	%	125	126		120	123	119	120	123	119
			Seasonal space heating eff. class		A++			A+					
	Average climate water outlet 35°C	General	SCOP		4.52	4.29	4.34	3.98	3.90	3.80	3.98	3.90	3.80
			ηs (Seasonal space heating efficiency)	%	178	169	171	156	153	149	156	153	149
			Seasonal space heating eff. class		A++					A+	A++		A+

Indoor Unit			EHBH	04CB3V	08CB3V/9W	08CB3V/9W	11CB3V/9W	16CB3V/9W	16CB3V/9W	11CB3V/9W	16CB3V/9W	16CB3V/9W
Casing	Colour			White								
	Material			Precoated sheet metal								
Dimensions	Unit	HeightxWidthxDepth	mm	890x480x344								
Weight	Unit		kg	41	43	45	43	45	43	44	45	44	45	43	44	45	44	45
Operation range	Heating	Water side Min.~Max.	°C	15~55					15~55									
	Domestic hot water	Water side Min.~Max.	°C	25~80					25~80									
Refrigerant	Charge		TCO_2eq	-														
	GWP			2,087.5														
Sound power level	Nom.		dBA	40			41		44			41		44				
Sound pressure level	Nom.		dBA	26			27		30			27		30				

Outdoor Unit			ERLQ	004CV3	006CV3	008CV3	011CV3	014CV3	016CV3	011CW1	014CW1	016CW1
Dimensions	Unit	HeightxWidthxDepth	mm	735x832x307			1,345x900x320					
Weight	Unit		kg	54	56		113			114		
Compressor	Quantity			1								
	Type			Hermetically sealed swing compressor			Hermetically sealed scroll compressor					
Operation range	Cooling	Min.~Max.	°CDB	10.0~43.0			10.0~46.0					
	Domestic hot water	Min.~Max.	°CDB	-25~35			-20~35					
Refrigerant	Type			R-410A								
	GWP			2,087.5								
	Charge		TCO_2eq	3.1	3.3		7.1					
			kg	1.5	1.6		3.4					
	Control			Expansion valve (electronic type)								
Sound power level	Heating	Nom.	dBA	61		62	64		66	64		66
	Cooling	Nom.	dBA	63			64	66	69	64	66	69
Sound pressure level	Heating	Nom.	dBA	48		49	51		52	51		52
	Cooling	Nom.	dBA	48	49	50	50	52	54	50	52	54
Power supply	Name/Phase/Frequency/Voltage		Hz/V	V3/1~/50/230						W1/3N~/50/400		
Current	Recommended fuses		A	16		20	40			20		

(1) Cooling Ta 35°C - LWE 18°C (DT = 5°C); heating Ta DB/WB 7°C/6°C - LWC 35°C (DT = 5°C) (2) Cooling Ta 35°C - LWE 7°C (DT = 5°C); heating Ta DB/WB 7°C/6°C - LWC 45°C (DT = 5°C)
(3) Ta DB -7°C (RH85%) - LWC 35°C (4) Ta DB -7°C (RH85%) - LWC 45°C (5) Contains fluorinated greenhouse gases

Daikin Altherma low temperature split



Efficiency data				EHBH + ERHQ	11CB3V/9W + 011BV3	16CB3V/9W + 014BV3	16CB3V/9W + 016BV3	11CB3V/9W + 011BW1	16CB3V/9W + 014BW1	16CB3V/9W + 016BW1
Heating capacity	Nom.			kW	11.2 (1) / 10.3 (2)	14.0 (1) / 13.1 (2)	16.0 (1) / 15.2 (2)	11.3 (1) / 11.0 (2)	14.5 (1) / 13.6 (2)	16.1 (1) / 15.1 (2)
Power input	Heating	Nom.		kW	2.55 (1) / 3.17 (2)	3.26 (1) / 4.04 (2)	3.92 (1) / 4.75 (2)	2.63 (1) / 3.24 (2)	3.42 (1) / 4.21 (2)	3.82 (1) / 4.69 (2)
COP					4.39 (1) / 3.25 (2)	4.29 (1) / 3.24 (2)	4.08 (1) / 3.20 (2)	4.30 (1) / 3.39 (2)	4.24 (1) / 3.22 (2)	4.20 (1) / 3.22 (2)
Domestic hot water heating	General	Declared load profile			-					
	Average climate	ηwh (water heating efficiency)		%	-					
		Water heating energy efficiency class			-					
Space heating	Average climate water outlet 55°C	General	SCOP		2.86	2.82	2.92	2.90	2.80	2.96
			ηs (Seasonal space heating efficiency)	%	112	110	114	113	109	115
			Seasonal space heating eff. class		A+					
	Average climate water outlet 35°C	General	SCOP		2.99	3.23	3.29	3.08	3.34	3.33
			ηs (Seasonal space heating efficiency)	%	117	126	129	120	131	130
			Seasonal space heating eff. class		A	A+		A	A+	

Indoor Unit			EHBH	11CB3V/9W	16CB3V/9W	16CB3V/9W	11CB3V/9W	16CB3V/9W	16CB3V/9W
Casing	Colour			White					
	Material			Precoated sheet metal					
Dimensions	Unit	HeightxWidthxDepth	mm	890x480x344					
Weight	Unit		kg	43	44	45	44	45	43	44	45	44	45
Operation range	Heating	Water side Min.~Max.	°C	15~55					
	Domestic hot water	Water side Min.~Max.	°C	25~80					
Refrigerant	Charge		TCO_2eq	-					
	GWP			2,087.5					
Sound power level	Nom.		dBA	41	44		41	44	
Sound pressure level	Nom.		dBA	27	30		27	30	

Outdoor Unit			ERHQ	011BV3	014BV3	016BV3	011BW1	014BW1	016BW1
Dimensions	Unit	HeightxWidthxDepth	mm	1,170x900x320			1,345x900x320		
Weight	Unit		kg	102			108		
Compressor	Quantity			1					
	Type			Hermetically sealed scroll compressor					
Operation range	Cooling	Min.~Max.	°CDB	10.0~46.0					
	Domestic hot water	Min.~Max.	°CDB	-20~35					
Refrigerant	Type			R-410A					
	Charge		kg	2.7			3.0		
			TCO_2eq	5.6			6.3		
	GWP			2,087.5					
	Control			Expansion valve (electronic type)					
Sound power level	Heating	Nom.	dBA	64		66	64		66
	Cooling	Nom.	dBA	64	66	69	64	66	69
Sound pressure level	Heating	Nom.	dBA	49	51	53	51		52
	Cooling	Nom.	dBA	50	52	54	50	52	54
Power supply	Name/Phase/Frequency/Voltage		Hz/V	V3/1~/50/230			W1/3N~/50/400		
Current	Recommended fuses		A	32			20		

(1) Cooling Ta 35°C - LWE 18°C (DT = 5°C); heating Ta DB/WB 7°C/6°C - LWC 35°C (DT = 5°C) (2) Cooling Ta 35°C - LWE 7°C (DT = 5°C); heating Ta DB/WB 7°C/6°C - LWC 45°C (DT = 5°C)
(3) Contains fluorinated greenhouse gases

Daikin Altherma low temperature split

Wall mounted **reversible** air to water heat pump ideal for low energy houses

-25°

- Wall mounted indoor unit
- Energy efficient heating and cooling system based on air to water heat pump technology
- Perfect fit for new built as well as for low energy houses
- Best seasonal efficiencies, providing the highest savings on running costs
- Flexible configuration with respect to heat emitters
- Possible to combine with domestic hot water
- Outdoor unit extracts heat from the outdoor air, even at -25°C

Efficiency data				EHBX + ERLQ	04CB3V + 004CV3	08CB3V/9W + 006CV3	08CB3V/9W + 008CV3	11CB3V/9W + 011CV3	16CB3V/9W + 014CV3	16CB3V/9W + 016CV3	11CB3V/9W + 011CW1	16CB3V/9W + 014CW1	16CB3V/9W + 016CW1
Heating capacity	Nom.			kW	4.40 (1) / 4.03 (2)	6.00 (1) / 5.67 (2)	7.40 (1) / 6.89 (2)	11.2 (1) / 11.0 (2)	14.5 (1) / 13.6 (2)	16.0 (1) / 15.2 (2)	11.2 (1) / 11.0 (2)	14.5 (1) / 13.6 (2)	16.0 (1) / 15.2 (2)
Cooling capacity	Nom.			kW	4.08 (1) / 4.17 (2)	5.88 (1) / 4.84 (2)	6.20 (1) / 5.36 (2)	12.1 (1) / 11.7 (2)	12.7 (1) / 12.6 (2)	13.8 (1) / 13.1 (2)	12.1 (1) / 11.7 (2)	12.7 (1) / 12.6 (2)	13.8 (1) / 13.1 (2)
Power input	Heating	Nom.		kW	0.870 (1) / 1.13 (2)	1.27 (1) / 1.59 (2)	1.66 (1) / 2.01 (2)	2.43 (1) / 3.10 (2)	3.37 (1) / 4.10 (2)	3.76 (1) / 4.66 (2)	2.43 (1) / 3.10 (2)	3.37 (1) / 4.10 (2)	3.76 (1) / 4.66 (2)
	Cooling	Nom.		kW	0.900 (1) / 1.80 (2)	1.51 (1) / 2.07 (2)	1.64 (1) / 2.34 (2)	3.05 (1) / 4.31 (2)	3.21 (1) / 5.08 (2)	3.74 (1) / 5.73 (2)	3.05 (1) / 4.31 (2)	3.21 (1) / 5.08 (2)	3.74 (1) / 5.73 (2)
COP					5.04 (1) / 3.58 (2)	4.74 (1) / 3.56 (2)	4.45 (1) / 3.42 (2)	4.60 (1) / 2.75 (2) / 3.55 (3) / 2.10 (4)	4.30 (1) / 2.65 (2) / 3.32 (3) / 2.08 (4)	4.25 (1) / 2.64 (2) / 3.26 (3) / 2.09 (4)	4.60 (1) / 2.75 (2) / 3.55 (3) / 2.10 (4)	4.30 (1) / 2.65 (2) / 3.32 (3) / 2.08 (4)	4.25 (1) / 2.64 (2) / 3.26 (3) / 2.09 (4)
EER					4.55 (1) / 2.32 (2)	3.89 (1) / 2.34 (2)	3.79 (1) / 2.29 (2)	3.98 (1) / 2.72 (2)	3.96 (1) / 2.47 (2)	3.69 (1) / 2.29 (2)	3.98 (1) / 2.72 (2)	3.96 (1) / 2.47 (2)	3.69 (1) / 2.29 (2)
Domestic hot water heating	General	Declared load profile			-								
	Average climate	ηwh (water heating efficiency)		%	-								
		Water heating energy efficiency class			-								
Space heating	Average climate water outlet 55°C	General	SCOP		3.20	3.22	3.23	3.09	3.16	3.06	3.09	3.16	3.06
			ηs (Seasonal space heating efficiency)	%	125	126		120	123	119	120	123	119
			Seasonal space heating eff. class		A++			A+					
	Average climate water outlet 35°C	General	SCOP		4.52	4.29	4.34	3.98	3.90	3.80	3.98	3.90	3.80
			ηs (Seasonal space heating efficiency)	%	178	169	171	156	153	149	156	153	149
			Seasonal space heating eff. class		A++					A+	A++		A+

Indoor Unit			EHBX	04CB3V	08CB3V/9W		08CB3V/9W		11CB3V/9W		16CB3V/9W		16CB3V/9W		11CB3V/9W		16CB3V/9W		16CB3V/9W	
Casing	Colour			White																
	Material			Precoated sheet metal																
Dimensions	Unit	HeightxWidthxDepth	mm	890x480x344																
Weight	Unit		kg	42	44	45	44	45	43	45	44	46	44	46	43	45	44	46	44	46
Operation range	Heating	Water side Min.~Max.	°C	15~55																
	Cooling	Water side Min.~Max.	°C	5~22																
	Domestic hot water	Water side Min.~Max.	°C	25~80																
Refrigerant	Charge		TCO_2eq	-																
	GWP			2,087.5																
Sound power level	Nom.		dBA	40					41		44				41		44			
Sound pressure level	Nom.		dBA	26					27		30				27		30			

Outdoor Unit			ERLQ	004CV3	006CV3	008CV3	011CV3	014CV3	016CV3	011CW1	014CW1	016CW1
Dimensions	Unit	HeightxWidthxDepth	mm	735x832x307			1,345x900x320					
Weight	Unit		kg	54	56		113			114		
Compressor	Quantity			1								
	Type			Hermetically sealed swing compressor			Hermetically sealed scroll compressor					
Operation range	Cooling	Min.~Max.	°CDB	10.0~43.0			10.0~46.0					
	Domestic hot water	Min.~Max.	°CDB	-25~35			-20~35					
Refrigerant	Type			R-410A								
	GWP			2,087.5								
	Charge		TCO_2eq	3.1	3.3		7.1					
			kg	1.5	1.6		3.4					
	Control			Expansion valve (electronic type)								
Sound power level	Heating	Nom.	dBA	61		62	64		66	64		66
	Cooling	Nom.	dBA	63			64	66	69	64	66	69
Sound pressure level	Heating	Nom.	dBA	48		49	51		52	51		52
	Cooling	Nom.	dBA	48	49	50	50	52	54	50	52	54
Power supply	Name/Phase/Frequency/Voltage		Hz/V	V3/1~/50/230						W1/3N~/50/400		
Current	Recommended fuses		A	16		20	40			20		

(1) Cooling Ta 35°C - LWE 18°C (DT = 5°C); heating Ta DB/WB 7°C/6°C - LWC 35°C (DT = 5°C) (2) Cooling Ta 35°C - LWE 7°C (DT = 5°C); heating Ta DB/WB 7°C/6°C - LWC 45°C (DT = 5°C)
(3) Ta DB -7°C (RH85%) - LWC 35°C (4) Ta DB -7°C (RH85%) - LWC 45°C (5) Contains fluorinated greenhouse gases

Daikin Altherma low temperature split



EHBX-CB



ERLQ004-008CV3



ERHQ011-016BV3

Efficiency data				EHBX + ERHQ	11CB3V/9W + 011BV3	16CB3V/9W + 014BV3	16CB3V/9W + 016BV3	11CB3V/9W + 011BW1	16CB3V/9W + 014BW1	16CB3V/9W + 016BW1
Heating capacity	Nom.			kW	11.2 (1) / 10.3 (2)	14.0 (1) / 13.1 (2)	16.0 (1) / 15.2 (2)	11.3 (1) / 11.0 (2)	14.5 (1) / 13.6 (2)	16.1 (1) / 15.1 (2)
Cooling capacity	Nom.			kW	13.9 (1) / 10.0 (2)	17.3 (1) / 12.5 (2)	17.8 (1) / 13.1 (2)	15.1 (1) / 11.7 (2)	16.1 (1) / 12.6 (2)	16.8 (1) / 13.1 (2)
Power input	Heating	Nom.		kW	2.55 (1) / 3.17 (2)	3.26 (1) / 4.04 (2)	3.92 (1) / 4.75 (2)	2.63 (1) / 3.24 (2)	3.42 (1) / 4.21 (2)	3.82 (1) / 4.69 (2)
	Cooling	Nom.		kW	3.86 (1) / 3.69 (2)	5.86 (1) / 5.69 (2)	6.87 (1) / 5.95 (2)	4.53 (1) / 4.31 (2)	5.43 (1) / 5.08 (2)	6.16 (1) / 5.73 (2)
COP					4.39 (1) / 3.25 (2)	4.29 (1) / 3.24 (2)	4.08 (1) / 3.20 (2)	4.30 (1) / 3.39 (2)	4.24 (1) / 3.22 (2)	4.20 (1) / 3.22 (2)
EER					3.60 (1) / 2.71 (2)	2.95 (1) / 2.32 (2)	2.59 (1) / 2.20 (2)	3.32 (1) / 2.72 (2)	2.96 (1) / 2.47 (2)	2.72 (1) / 2.29 (2)
Domestic hot water heating	General	Declared load profile			-					
	Average climate	ηwh (water heating efficiency)		%	-					
		Water heating energy efficiency class			-					
Space heating	Average climate water outlet 55°C	General	SCOP		2.86	2.82	2.92	2.90	2.80	2.96
			ηs (Seasonal space heating efficiency)	%	112	110	114	113	109	115
			Seasonal space heating eff. class		A+					
	Average climate water outlet 35°C	General	SCOP		2.99	3.23	3.29	3.08	3.34	3.33
			ηs (Seasonal space heating efficiency)	%	117	126	129	120	131	130
			Seasonal space heating eff. class		A	A+		A	A+	

Indoor Unit			EHBX	11CB3V/9W		16CB3V/9W		16CB3V/9W		11CB3V/9W		16CB3V/9W		16CB3V/9W	
Casing	Colour			White											
	Material			Precoated sheet metal											
Dimensions	Unit	HeightxWidthxDepth	mm	890x480x344											
Weight	Unit		kg	43	45	44	46	44	46	43	45	44	46	44	46
Operation range	Heating	Water side Min.~Max.	°C	15~55											
	Cooling	Water side Min.~Max.	°C	5~22											
	Domestic hot water	Water side Min.~Max.	°C	25~80											
Refrigerant	Charge		TCO_2eq	-											
	GWP			2,087.5											
Sound power level	Nom.		dBA	41		44				41		44			
Sound pressure level	Nom.		dBA	27		30				27		30			

Outdoor Unit			ERHQ	011BV3	014BV3	016BV3	011BW1	014BW1	016BW1
Dimensions	Unit	HeightxWidthxDepth	mm	1,170x900x320			1,345x900x320		
Weight	Unit		kg	102			108		
Compressor	Quantity			1					
	Type			Hermetically sealed scroll compressor					
Operation range	Cooling	Min.~Max.	°CDB	10.0~46.0					
	Domestic hot water	Min.~Max.	°CDB	-20~35					
Refrigerant	Type			R-410A					
	Charge		kg	2.7			3.0		
			TCO_2eq	5.6			6.3		
	GWP			2,087.5					
	Control			Expansion valve (electronic type)					
Sound power level	Heating	Nom.	dBA	64		66	64		66
	Cooling	Nom.	dBA	64	66	69	64	66	69
Sound pressure level	Heating	Nom.	dBA	49	51	53	51		52
	Cooling	Nom.	dBA	50	52	54	50	52	54
Power supply	Name/Phase/Frequency/Voltage		Hz/V	V3/1~/50/230			W1/3N~/50/400		
Current	Recommended fuses		A	32			20		

(1) Cooling Ta 35°C - LWE 18°C (DT = 5°C); heating Ta DB/WB 7°C/6°C - LWC 35°C (DT = 5°C) (2) Cooling Ta 35°C - LWE 7°C (DT = 5°C); heating Ta DB/WB 7°C/6°C - LWC 45°C (DT = 5°C)
(3) Contains fluorinated greenhouse gases



Daikin Altherma small capacity monobloc

Why choose Daikin Altherma low temperature monobloc?

The simple answer is that our inverter technology delivers **leading edge performance**, all the hydraulic components are pre-installed in the outdoor unit which is the **smallest in the market**, and it works with all our output devices.

All hydraulic components are combined in the outdoor unit

Available in 5kW and 7kW models, the new Daikin Altherma LT monobloc requires only a controller indoors, when space heating is needed. For use of both space heating and domistic hot water, a wiring centre is added. And the outdoor unit can be installed almost anywhere, under a window sill, or in the smallest of gardens. So it's a natural fit for new build and renovation projects alike.

The space-saving design is ideal for homes where space is limited

- The outdoor unit includes all hydraulic components Smallest installed volume in the market: H735 x W1085 x D360 mm –only 80 kg
- The separate installation of controller and wiring centre allows a flexible installation in the house.



Everything you need from one source

The Daikin Altherma monobloc works efficiently with Daikin's range of under-floor heating, radiators and fan convectors and can be combined with solar thermal systems. So you can count on Daikin for your entire project.

Supporting tools

Extranet

- Experience our new business portal at my.daikin.eu
- Find information easily
- Access via mobile or desktop
- Customise the options so you see only info relevant for you

Internet

- Find our solutions for different applications on www.daikineurope.com/for-your-home/needs/heating/

Literature

- See all the literature available on www.daikineurope.com/support-and-manuals/ catalogues

Software

- Calculate your energy savings: http://ecocalc.daikin.eu



Daikin Altherma low temperature monobloc

Small capacity air to water monobloc system, ideal when indoor space is limited

- Compact monobloc for space heating with optional domestic hot water
- Fuss-free installation : only water connections required
- Reliable operation even when -25°C outside thanks to frost protection features such as free hanging coil
- COP up to 5 with typical annual efficiencies up to 300%



E(D/B)LQ-CV3

Single Unit				EDLQ/EBLQ	05CV3	07CV3	05CV3	07CV3
Heating capacity	Nom.			kW	4.40 (1) / 4.03 (2)	7.00 (1) / 6.90 (2)	4.40 (1) / 4.03 (2)	7.00 (1) / 6.90 (2)
Cooling capacity	Nom.			kW	-		3.88 (1) / 4.17 (2)	5.20 (1) / 5.36 (2)
Power input	Cooling	Nom.		kW	-		0.950 (1) / 1.80 (2)	1.37 (1) / 2.34 (2)
	Heating	Nom.		kW	0.880 (1) / 1.13 (2)	1.55 (1) / 2.02 (2)	0.880 (1) / 1.13 (2)	1.55 (1) / 2.02 (2)
COP					5.00 (1) / 3.58 (2)	4.52 (1) / 3.42 (2)	5.00 (1) / 3.58 (2)	4.52 (1) / 3.42 (2)
EER					-		4.07 (1) / 2.32 (2)	3.80 (1) / 2.29 (2)
Dimensions	Unit	Height		mm	735			
		Width		mm	1,090			
		Depth		mm	350			
Weight	Unit			kg	76.0	80.0	76.0	80.0
Operation range	Heating	Water side	Min.~Max.	°C	15~55.0			
	Cooling	Ambient	Min.~Max.	°CDB	-~-		10.0~43.0	
		Water side	Min.~Max.	°C	-~-		5.0~22.0	
	Domestic hot water	Ambient	Min.~Max.	°CDB	-25.0~35.0			
		Water side	Min.~Max.	°C	25~80			
Refrigerant	Type				R-410A			
	GWP				2,087.5			
	Charge			kg	1.3	1.5	1.3	1.5
				TCO_2eq	2.7	3.0	2.7	3.0
	Control				Expansion valve (electronic type)			
Sound power level	Heating	Nom.		dBA	60			
	Cooling	Nom.		dBA	-		63.0	
Sound pressure level	Heating	Nom.		dBA	50			
	Cooling	Nom.		dBA	-		50	
Space heating	Average climate water outlet 55°C	General	ηs (Seasonal space heating efficiency)	%	125	126	125	126
			SCOP		3.20	3.22	3.20	3.22
			Seasonal space heating eff. class		A++			
	Average climate water outlet 35°C	General	ηs (Seasonal space heating efficiency)	%	172	163	172	163
			SCOP		4.39	4.14	4.39	4.14
			Seasonal space heating eff. class		A++			

(1) cooling Ta 35°C - LWE 18°C (DT = 5°C); heating Ta DB/WB 7°C/6°C - LWC 35°C (DT = 5°C) (2) cooling Ta 35°C - LWE 7°C (DT = 5°C); heating Ta DB/WB 7°C/6°C - LWC 45°C (DT = 5°C)
(3) Contains fluorinated greenhouse gases

Wiring centre					EKCB07CV3	EK2CB07CV3
Dimensions	Unit	Height		mm	360	
		Width		mm	340	
		Depth		mm	97	
Weight	Unit			kg	4	
Operation range	Heating	Ambient	Min.~Max.		-	
	Indoor installation	Ambient	Min.	°CDB	5	
			Max.	°CDB	35	
Refrigerant	Charge			TCO_2eq	-	
	Control				-	
	GWP				-	

Back-up heater kit					EKMBUHC3V3	EKMBUHC9W1
Dimensions	Unit	Height		mm	560	
		Width		mm	250	
		Depth		mm	210	
Weight	Unit			kg	11	13
Operation range	Heating	Ambient	Min.~Max.		-	
	Indoor installation	Ambient	Min.	°CDB	5	
			Max.	°CDB	30	
Refrigerant	Charge			TCO_2eq	-	
	Control				-	
	GWP				-	

Daikin Altherma low temperature monobloc



Reversible air to water monobloc system, ideal when indoor space is limited

- Energy efficient **heating and cooling** system based on air to water heat pump technology
- Low energy bills and low CO_2 emissions
- H2O piping between outdoor unit and indoor heat emitters
- Inverter controlled scroll compressor
- Built-in electric back-up heater as additional heating during extremely cold outdoor temperature
- Possible to combine with domestic hot water
- Outdoor unit extracts heat from the outdoor air, even at -25°C

Single Unit				EBLQ/EBHQ	011BB6V3	014BB6V3	016BB6V3	011BB6W1	014BB6W1	016BB6W1
Heating capacity	Nom.			kW	11.20 (1) / 10.87 (2)	14.00 (1) / 13.10 (2)	16.00 (1) / 15.06 (2)	11.20 (1) / 10.87 (2)	14.00 (1) / 13.10 (2)	16.00 (1) / 15.06 (2)
Cooling capacity	Nom.			kW	12.9 (1) / 10.0 (2)	16.0 (1) / 12.5 (2)	16.7 (1) / 13.1 (2)	12.9 (1) / 10.0 (2)	16.0 (1) / 12.5 (2)	16.7 (1) / 13.1 (2)
Power input	Cooling	Nom.		kW	3.87 (1) / 3.69 (2)	5.75 (1) / 5.39 (2)	6.36 (1) / 5.93 (2)	3.87 (1) / 3.69 (2)	5.40 (1) / 5.06 (2)	6.15 (1) / 5.75 (2)
	Heating	Nom.		kW	2.56 (1) / 3.31 (2)	3.29 (1) / 4.01 (2)	3.88 (1) / 4.71 (2)	2.60 (1) / 3.21 (2)	3.30 (1) / 4.07 (2)	3.81 (1) / 4.66 (2)
COP					4.38 (1) / 3.28 (2)	4.25 (1) / 3.27 (2)	4.12 (1) / 3.20 (2)	4.31 (1) / 3.38 (2)	4.24 (1) / 3.22 (2)	4.20 (1) / 3.23 (2)
EER					3.32 (1) / 2.71 (2)	2.78 (1) / 2.32 (2)	2.63 (1) / 2.21 (2)	3.32 (1) / 2.71 (2)	2.96 (1) / 2.47 (2)	2.72 (1) / 2.28 (2)
Dimensions	Unit	Height		mm	1,418					
		Width		mm	1,435					
		Depth		mm	382					
Weight	Unit			kg	180					
Hydraulic component	Back-up heater current	Type			6V3			6W1		
		Power supply	Phase/ Frequency/ Voltage	Hz/V	1~/50/230			3~/50/400		
Operation range	Heating	Ambient	Min.~Max.	°CWB	-20~35 / -15~35	-20~35 / -15~35	-20~35 / -15~35	-25~35 / -15~35	-25~35 / -15~35	-25~35 / -15~35
		Water side	Min.~Max.	°C	15 (3)~55 (3)					
	Cooling	Ambient	Min.~Max.	°CDB	10~46					
		Water side	Min.~Max.	°C	5~22					
	Domestic hot water	Ambient	Min.~Max.	°CDB	-20~43 / -15~43	-20~43 / -15~43	-20~43 / -15~43	-25~43 / -15~43	-25~43 / -15~43	-25~43 / -15~43
		Water side	Min.~Max.	°C	25~80					
Refrigerant	Type				R-410A					
	Charge			kg	3.0					
				TCO_2eq	6.2					
	Control				Expansion valve (electronic type)					
	GWP				2,088					
Sound power level	Heating	Nom.		dBA	64	65	66	64	65	66
	Cooling	Nom.		dBA	65	66	69	65	66	69
Sound pressure level	Heating	Nom.		dBA	51		52	49	51	53
	Cooling	Nom.		dBA	50	52	54	50	52	54
Compressor component	Main power supply	Name			V3			W1		
		Phase			1~			3N~		
		Frequency		Hz	50					
		Voltage		V	230			400		
Space heating	Average climate water outlet 55°C	General	ηs (Seasonal space heating efficiency)	%	105		101	107	110	111
			SCOP		2.70	2.71	2.60	2.75	2.82	2.85
			Seasonal space heating eff. class		A+					
	Average climate water outlet 35°C	General	ηs (Seasonal space heating efficiency)	%	129	130	123	129	130	127
			SCOP		3.30	3.32	3.15	3.30	3.31	3.25
			Seasonal space heating eff. class		A+					

(1) cooling Ta 35°C - LWE 18°C (DT = 5°C); heating Ta DB/WB 7°C/6°C - LWC 35°C (DT = 5°C) (2) cooling Ta 35°C - LWE 7°C (DT = 5°C); heating Ta DB/WB 7°C/6°C - LWC 45°C (DT = 5°C)
(3) 15°C-25°C: BUH only, no heat pump operation = during commissioning

Daikin Altherma low temperature monobloc

Heating only air to water monobloc system, ideal when indoor space is limited



ED(L/H)Q-BB

Single Unit				EDLQ/EDHQ	011BB6V3	014BB6V3	016BB6V3	011BB6W1	014BB6W1	016BB6W1
Heating capacity	Nom.			kW	11.20 (1) / 10.87 (2)	14.00 (1) / 13.10 (2)	16.00 (1) / 15.06 (2)	11.20 (1) / 10.87 (2)	14.00 (1) / 13.10 (2)	16.00 (1) / 15.06 (2)
Power input	Heating	Nom.		kW	2.56 (1) / 3.31 (2)	3.29 (1) / 4.01 (2)	3.88 (1) / 4.71 (2)	2.60 (1) / 3.21 (2)	3.30 (1) / 4.07 (2)	3.81 (1) / 4.66 (2)
COP					4.38 (1) / 3.28 (2)	4.25 (1) / 3.27 (2)	4.12 (1) / 3.20 (2)	4.31 (1) / 3.38 (2)	4.24 (1) / 3.22 (2)	4.20 (1) / 3.23 (2)
Dimensions	Unit	Height		mm	1,418					
		Width		mm	1,435					
		Depth		mm	382					
Weight	Unit			kg	180					
Hydraulic component	Back-up heater current	Type			6V3			6W1		
		Power supply	Phase/ Frequency/ Voltage	Hz/V	1~/50/230			3~/50/400		
Operation range	Heating	Ambient	Min.~Max.	°CWB	-20~35 / -15~35	-20~35 / -15~35	-20~35 / -15~35	-25~35 / -15~35	-25~35 / -15~35	-25~35 / -15~35
		Water side	Min.~Max.	°C	15 (3)~55 (3)					
	Domestic hot water	Ambient	Min.~Max.	°CDB	-20~43 / -15~43	-20~43 / -15~43	-20~43 / -15~43	-25~43 / -15~43	-25~43 / -15~43	-25~43 / -15~43
		Water side	Min.~Max.	°C	25~80					
Refrigerant	Type				R-410A					
	Charge			kg	3.0					
				TCO_2eq	6.2					
	Control				Expansion valve (electronic type)					
	GWP				2,088					
Sound power level	Heating	Nom.		dBA	64	65	66	64	65	66
Sound pressure level	Heating	Nom.		dBA	51		52	49	51	53
Compressor component	Main power supply	Name			V3			W1		
		Phase			1~			3N~		
		Frequency		Hz	50					
		Voltage		V	230			400		
Space heating	Average climate water outlet 55°C	General	ηs (Seasonal space heating efficiency)	%	105		101	107	110	111
			SCOP		2.70	2.71	2.60	2.75	2.82	2.85
			Seasonal space heating eff. class		A+					
	Average climate water outlet 35°C	General	ηs (Seasonal space heating efficiency)	%	129	130	123	129	130	127
			SCOP		3.30	3.32	3.15	3.30	3.31	3.25
			Seasonal space heating eff. class		A+					

(1) cooling Ta 35°C - LWE 18°C (DT = 5°C); heating Ta DB/WB 7°C/6°C - LWC 35°C (DT = 5°C) (2) cooling Ta 35°C - LWE 7°C (DT = 5°C); heating Ta DB/WB 7°C/6°C - LWC 45°C (DT = 5°C)
(3) 15°C-25°C: BUH only, no heat pump operation = during commissioning

EKHWP-B

Domestic hot water tank

Plastic domestic hot water tank with solar support

› Tank designed for connection with thermal solar collectors
› Available in 300 and 500 liters
› Large hot water storage tank to provide domestic hot water at any time
› Heat loss is reduced to a minimum thanks to the high quality insulation
› Space heating support possible (500l tank only)



EKHWP300B



EKHWP500B

Accessory				EKHWP	300B	500B
Casing	Colour				Traffic white (RAL9016) / Dark grey (RAL7011)	
	Material				Impact resistant polypropylene	
Dimensions	Unit	Width	mm		595	790
		Depth	mm		615	790
Weight	Unit	Empty	kg		58	82
Tank	Water volume		l		300	500
	Material				Polypropylen	
	Maximum water temperature		°C		85	
	Insulation	Heat loss	kWh/24h		1.5	1.7
	Energy efficiency class				B	
	Standing heat loss		W		64	72
	Storage volume		l		294	477
Heat exchanger	Domestic hot water	Quantity			1	
		Tube material			Stainless steel (DIN 1.4404)	
		Face area	m^2		5.600	5.800
		Internal coil volume	l		27.1	29.0
		Operating pressure	bar		6	
		Average specifc thermal output	W/K		2,790	2,825
	Charging	Quantity			1	
		Tube material			Stainless steel (DIN 1.4404)	
		Face area	m^2		3	4
		Internal coil volume	l		13	19
		Operating pressure	bar		3	
		Average specifc thermal output	W/K		1,300	1,800
	Auxiliary solar heating	Tube material			-	Stainless steel (DIN 1.4404)
		Face area	m^2		-	1
		Internal coil volume	l		-	2
		Operating pressure	bar		-	3
		Average specifc thermal output	W/K		-	280

EKHWP-PB

Domestic hot water tank

Pressureless domestic hot water tank with solar support

› Tank designed for connection with pressurised thermal solar system
› Available in 300 and 500 liters
› Large hot water storage tank to provide domestic hot water at any time
› Heat loss is reduced to a minimum thanks to the high quality insulation
› Space heating support possible (500l tank only)



EKHWP300PB



EKHWP500PB

Accessory				EKHWP	300PB	500PB
Casing	Colour				Traffic white (RAL9016) / Dark grey (RAL7011)	
	Material				Impact resistant polypropylene	
Dimensions	Unit	Width	mm		595	790
		Depth	mm		615	790
Weight	Unit	Empty	kg		58	89
Tank	Water volume		l		294	477
	Material				Polypropylen	
	Maximum water temperature		°C		85	
	Insulation	Heat loss	kWh/24h		1.5	1.7
	Energy efficiency class				B	
	Standing heat loss		W		64	72
	Storage volume		l		294	477
Heat exchanger	Domestic hot water	Quantity			1	
		Tube material			Stainless steel (DIN 1.4404)	
		Face area	m^2		5.600	5.800
		Internal coil volume	l		27.1	29.0
		Operating pressure	bar		6	
		Average specifc thermal output	W/K		2,790	2,825
	Charging	Quantity			1	
		Tube material			Stainless steel (DIN 1.4404)	
		Face area	m^2		3	4
		Internal coil volume	l		13	19
		Operating pressure	bar		3	
		Average specifc thermal output	W/K		1,300	1,800
	Auxiliary solar heating	Tube material			-	Stainless steel (DIN 1.4404)
		Face area	m^2		-	1
		Internal coil volume	l		-	2
		Operating pressure	bar		-	3
		Average specifc thermal output	W/K		-	280

EKHWE-A3V3/Z2

Domestic hot water tank

Enameled domestic hot water tank

› Enameled domestic hot water tank
› Available in 150, 200 and 300 liters



EKHWE-A3V3/Z2

Accessory			EKHWE	150A3V3	200A3V3	300A3V3	200A3Z2	300A3Z2
Casing	Colour			RAL9010				
	Material			Epoxy coated steel				
Dimensions	Unit	Diameter	mm	545		660	545	660
Weight	Unit	Empty	kg	80	104	140	104	140
Tank	Water volume		l	150	200	300	200	300
	Material			Enamel coated steel acc. DIN4753TL2				
	Maximum water temperature		°C	75				
	Insulation	Heat loss	kWh/24h	1.7	1.9	2.5	1.9	2.5
	Energy efficiency class			C		D	C	D
	Standing heat loss		W	71	79	104	79	104
	Storage volume		l	150	200	300	200	300
Heat exchanger	Quantity			1				
Booster heater	Capacity		kW	3				
Power supply	Phase/Frequency/Voltage		Hz/V	1~/50/230			2~/50/400	

EKHWS-B3V3/Z2

Domestic hot water tank

Stainless steel domestic hot water tank

› Stainless steel domestic hot water tank
› Available in 150, 200 and 300 liters



EKHWS-B3V3/Z2

Accessory			EKHWS	150B3V3	200B3V3	300B3V3	200B3Z2	300B3Z2
Casing	Colour			Neutral white				
	Material			Epoxy-coated mild steel				
Dimensions	Unit	Width	mm	580				
		Depth	mm	580				
Weight	Unit	Empty	kg	37	45	59	45	59
Tank	Water volume		l	150	200	285	200	285
	Material			Stainless steel (DIN 1.4521)				
	Maximum water temperature		°C	85				
	Insulation	Heat loss	kWh/24h	155.0	177.0	219.0	177.0	219.0
	Energy efficiency class			C				
	Standing heat loss		W	65	74	91	74	91
	Storage volume		l	150	200	285	200	285
Heat exchanger	Quantity			1				
	Tube material			Duplex steel LDX 2101				
Booster heater	Capacity		kW	3				
Power supply	Phase/Frequency/Voltage		Hz/V	1~/50/230			2~/50/400	

EKSRPS4A

Pump station

› Save energy and reduce CO_2 emissions with a solar system for domestic hot water production
› Pump station connectable to unpressurised solar system
› Pump station and control provide the transfer of solar heat to the domestic hot water tank



EKSRPS4

Accessory				EKSRPS
				4A
Mounting				On side of tank
Dimensions	Unit	HeightxWidthxDepth	mm	815x142x230
Weight	Unit		kg	6
Operation range	Ambient temperature	Min.~Max.	°C	5~40
Stand still temperature	Max.		°C	85
Thermal performance	collector efficiency (ηcol)		%	-
	Zero loss collector efficiency η0		%	-
Control	Type			Digital temperature difference controller with plain text display
	Power consumption		W	2
Power supply	Phase/Frequency/Voltage		Hz/V	1~/50/230
Sensor	Solar panel temperature sensor			Pt1000
	Storage tank sensor			PTC
	Return flow sensor			PTC
	Feed temperature and flow sensor			Voltage signal (3.5V DC)
Power supply intake				Indoor unit

EKSRDS2A

Pump station

Pump station for pressurised tank				EKSRDS2A
Mounting				On wall
Dimensions	Unit	HeightxWidthxDepth	mm	410x314x154
Weight	Unit		kg	6
Operation range	Ambient temperature	Min.~Max.	°C	0~40
Operating pressure	Max.		bar	6
Stand still temperature	Max.		°C	120
Thermal performance	collector efficiency (ηcol)		%	-
	Zero loss collector efficiency η0		%	-
Control	Type			Digital temperature difference controller with plain text display
	Power consumption		W	5
Power supply	Frequency/Voltage		V	50/230
Sensor	Solar panel temperature sensor			Pt1000
Power supply intake				Indoor unit

Solar collector

Thermal solar collector for hot water production

- Solar collectors can produce up to 70% of the energy needed for hot water production - a major cost saving
- Vertical and horizontal solar collectors for domestic hot water production
- High efficiency collectors transfer all the short-wave solar radiation into heat as a result of their highly selective coating
- Easy to install on roof tiles



Solar collector				EKSV21P	EKSV26P	EKSH26P
Mounting				Vertical		Horizontal
Dimensions	Unit	HeightxWidthxDepth	mm	1,006x85x2,000		2,000x85x1,300
Weight	Unit		kg	33	42	
Volume			l	1.3	1.7	2.1
Surface	Outer		m^2	2.01	2.60	
	Aperture		m^2	1.800	2.360	
	Absorber		m^2	1.79	2.35	
Coating				Micro-therm (absorption max. 96%, Emission ca. 5% +/-2%)		
Absorber				Harp-shaped copper pipe register with laser-welded highly selective coated aluminium plate		
Glazing				Single pane safety glass, transmission +/- 92%		
Allowed roof angle	Min.~Max.		°	15~80		
Operating pressure	Max.		bar	6		
Stand still temperature	Max.		°C	192		
Thermal performance	collector efficiency (ηcol)		%	61		
	Zero loss collector efficiency η0		%	0.781	0.784	
	Heat loss coefficient a1		$W/m^2.K$	4.240	4.250	
	Temperature dependence of the heat loss coefficient a2		$W/m^2.K^2$	0.006	0.007	
	Thermal capacity		kJ/K	4.9	6.5	

EKRUCBL/EKRUCBS

User interface

- User friendly remote control with contemporary design
- For control of space heating, cooling and domestic hot water with among others reheat, scheduled and booster mode
- Easy to use: all main functions directly accessible
- An additional user interface can be a room thermostat in the space to be heated.
- Several languages possible depending on the model : English, German, Dutch, Spanish, Italian, French, Greek, Russian, etc.
- Easy commissioning: intuitive interface for advanced menu settings
- User friendly simplified remote control with contemporary design
- For control of space heating, cooling and domestic hot water, including booster mode
- Easy to use: all main functions directly accessible
- The simplified user interface can only be used in combination with the main user interface
- Use of universal symbols, no text



EKRUCBL



EKRUCBS

Indoor unit		EKRUCBL/EKRUCBS	1	2	3	4	5	6	7	EKRUCBS
Control systems	Class of temperature control		VI							
	Contribution to seasonal space heating efficiency	%	4.0							

EKRTR/EKRTW

Remote control

Room thermostat for easy regulation of the indoor temperature

- Easy and convenient regulation of the indoor temperature, resulting in ideal comfort and energy efficiency
- Heating and cooling mode, with possibility to disable cooling mode if not required
- Comfort function mode activates the programmed temperature levels intended for a home occupied during the day; default setpoints are 21°C in heating mode and 24°C in cooling mode and can be changed by the user
- Reduced function mode activates the programmed temperature levels for periods when the house is unoccupied or at night; default setpoints are 17°C in heating, 28°C in cooling mode and can be changed by the user
- Scheduled function mode: uses a timer to schedule heating and cooling setpoints throughout the day; up to 12 setpoints can be programmed per day; the selected setpoints will be automatically activated at the scheduled time
- Holiday function mode: intended for setting reduced and fuel-efficient setpoints when the house is unoccupied for long periods. The default setpoints are 14°C for heating and 30°C for cooling.
- Off function: switches the system off; however, the integrated frost protection remains activated (set by default at 4°C).
- Setpoint limitation sets the upper and lower setpoint limits within which the user can programme the desired comfort levels and can only be modified by the installer
- Number of setpoint changes: 12/day
- Key lock function: possible to lock the keys of the room thermostat



EKRTR



EKRTW

				EKRTR	EKRTWA
Dimensions	Unit	HeightxWidthxDepth	mm	-x-x-	87x125x34
	Thermostat	Height/Width/Depth	mm	87/125/34	-/-/-
	Receiver	Height/Width/Depth	mm	170/50/28	-/-/-
Weight	Unit		g	-	215
	Thermostat		g	210	-
	Receiver		g	125	-
Ambient temperature	Storage	Min./Max.	°C	-20/60	
	Operation	Min./Max.	°C	0/50	
Temperature setting range	Heating	Min./Max.	°C	4/37	
	Cooling	Min./Max.	°C	4/37	
Clock				Yes	
Regulation function				Proportional band	
Power supply	Voltage		V	-	Battery powered 3* AA-LR6 (alkaline)
	Thermostat	Voltage	V	Battery powered 3x AA-LRG (alkaline)	-
	Receiver	Voltage	V	230	-
	Frequency		Hz	50	-
	Phase			1~	-
Connection	Type			-	Wired
	Thermostat			Wireless	-
	Receiver			Wired	-
Maximum distance to receiver	Indoor		m	approx. 30m	-
	Outdoor		m	approx. 100m	-
Control systems	Class of temperature control			IV	
	Contribution to seasonal space heating efficiency		%	2.0	

Heat pump convector

Floor standing unit saving on running costs when combined with under floor heating thanks to its low leaving water temperatures

- Vertical auto swing moves the discharge flaps up and down for efficient air and temperature distribution throughout the room
- Energy efficient heating and cooling system based on air source heat pump technology
- Optimum energy efficiency when connected to a Daikin Altherma low temperature system
- The indoor unit distributes air at the sound of a whisper. The noise produced amounts to barely 22dB(A) in cooling and 19dB(A) in radiant heat mode. In comparison, the ambient sound in a quiet room amounts to 40dB(A) on average.
- Reduced running costs
- Its low height enables the unit to fit perfectly beneath a window
- Weekly timer can be set to start heating or cooling anytime on a daily or weekly basis
- Indoor unit silent operation: „silent" button on the remote control lowers the operation sound of the indoor unit by 3dBA
- Can be installed against a wall or recessed
- Powerful mode can be selected for rapid cooling; after the powerful mode is turned off, the unit returns to the preset mode.
- Titanium apatite photocatalytic air purification filter removes airborne microscopic particles, powerfully decomposes odours and helps to prevent the propagation of bacteria, viruses, microbes to ensure a steady supply of clean air



FWXV-A



ARC452A15

Indoor Unit			FWXV	15A	20A
Heating capacity	Total capacity	Nom.	kW	1.5	2.0
			Btu/h	5,100	6,800
Cooling capacity	Total capacity	Nom.	kW	1.2	1.7
	Sensible capacity	Nom.	kW	0.98	1.4
Power input	Heating	Nom.	kW	0.013	0.015
	Cooling	Nom.	kW	0.013	0.015
Dimensions	Unit	HeightxWidthxDepth	mm	600x700x210	
Weight	Unit		kg	15	
Piping connections	Drain/OD/Inlet		mm/inch	18/G 1/2/G 1/2	
Sound pressure level	Heating	Nom.	dBA	19	29
	Cooling	Nom.	dBA	19	29
Power supply	Phase/Frequency/Voltage		Hz/V	1~/50/60/220-240/220	



Heating & domestic hot water for renovations

Why choose Daikin Altherma high temperature?

Daikin Altherma high temperature is ideal **to replace a current oil boiler**, without replacing your existing radiators.

It offers a wide range to adapt to your customer's needs.

- Heating and domestic hot water with optional solar connection
- Capacities from 11 to 16 kW
- Combinable with existing high temperature radiators
- Easy control

Energy efficient solution when replacing an oil boiler

› Low running costs and optimum comfort at even the coldest outdoor temperatures, thanks to the unique cascade compressor approach
› No need to change existing radiators and piping as water temperatures can be increased up to 80°C for heating and domestic hot water use
› Only limited installation space needed as the indoor unit and domestic hot water tank can be stacked on each other

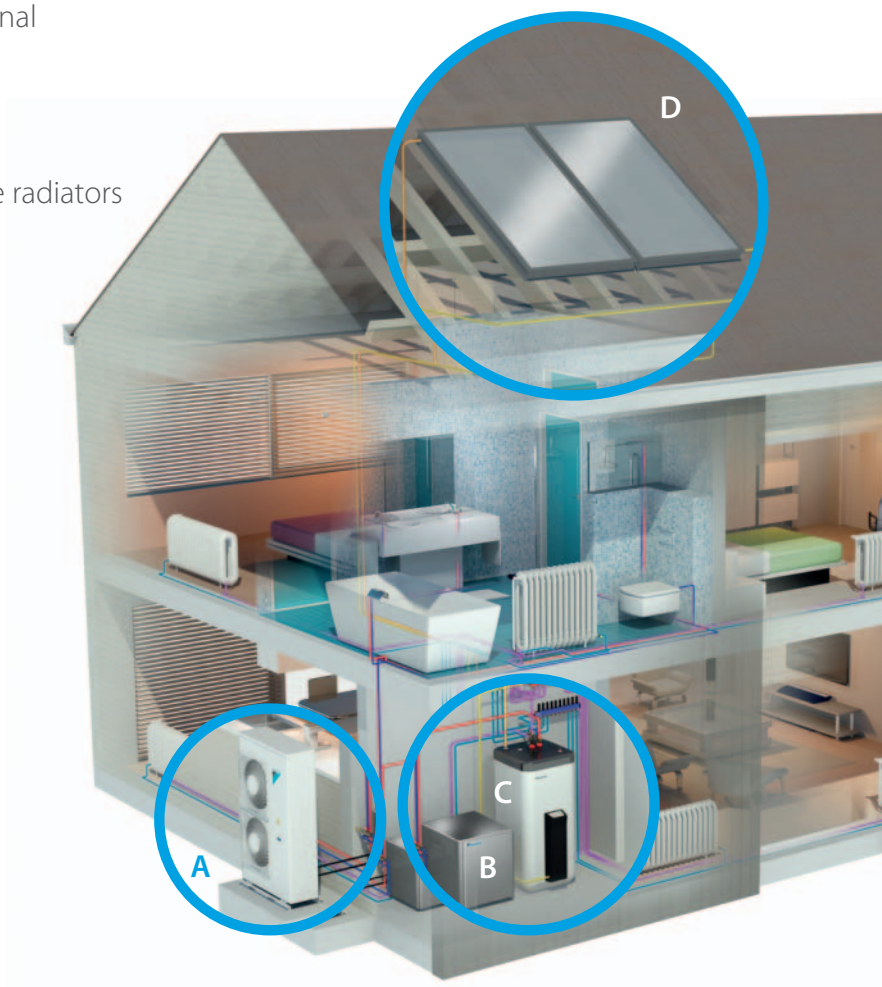

A Outdoor unit
B Indoor unit
C Domestic hot water tank
D Optional solar connection

User interface

With Daikin Altherma's user interface, the ideal temperature can be easily, quickly and conveniently regulated. It allows for more precise measurement and can regulate your comfort even more optimally and energy efficiently.

Heat emitters

The Daikin Atherma high temperature system is designed to work only with high-temperature radiators, which come in various sizes and formats to suit the interior design as well as the heating requirement. Our radiators can be individually controlled or they can be regulated by the central heating control programme.

Solar connection

The Daikin Altherma high temperature heating system can optionally use solar energy for hot water production.
If the solar energy is not required immediately, the purpose-built hot water tank (EKHWP) can store large quantities of heated water for up to a day for later use as domestic hot water or for heating.

Supporting tools

Extranet

- Experience our new business portal at my.daikin.eu
- Find information easily
- Access via mobile or desktop
- Customise the options so you see only info relevant for you



Internet

- Find our solutions for different applications on www.daikineurope.com/for-your-home/needs/heating/air-water-heatpumps-ht/

Literature

- See all the literature available on www.daikineurope.com/ support-and-manuals/catalogues

Software

- Calculate your energy savings: http://ecocalc.daikin.eu/





Daikin Altherma high temperature split

Floor standing heating only air to water heat pump combinable with existing radiators

- Energy efficient heating only system based on air to water heat pump technology
- High temperature application: up to 80°C without electric heater
- Easy replacement of existing boiler, without changing heating pipes
- Combinable with high temperature radiators
- Low energy bills and low CO_2 emissions
- Inverter controlled scroll compressor
- Outdoor unit extracts heat from the outdoor air, even at -20°C



EKHBRD-ADV1/Y1



ER(R/S)Q-AV1/Y1

Efficiency data				EKHBRD + ERSQ/ERRQ	011ADV1 + 011AV1	014ADV1 + 014AV1	016ADV1 + 016AV1	011ADY1 + 011AY1	014ADY1 + 014AY1	016ADY1 + 016AY1
Heating capacity	Nom.			kW	11.00 (1) / 11.00 (2) / 11.00 (3) / 11.20 (3)	14.00 (1) / 14.00 (2) / 14.00 (3) / 14.40 (3)	16.00 (1) / 16.00 (2) / 16.00 (3)	11.00 (1) / 11.00 (2) / 11.00 (3) / 11.20 (3)	14.00 (1) / 14.00 (2) / 14.00 (3) / 14.40 (3)	16.00 (1) / 16.00 (2) / 16.00 (3)
Power input	Heating	Nom.		kW	3.57 (1) / 4.40 (2) / 2.61 (3) / 2.67 (3)	4.66 (1) / 5.65 (2) / 3.55 (3) / 3.87 (3)	5.57 (1) / 6.65 (2) / 4.31 (3)	3.57 (1) / 4.40 (2) / 2.61 (3) / 2.67 (3)	4.66 (1) / 5.65 (2) / 3.55 (3) / 3.87 (3)	5.57 (1) / 6.65 (2) / 4.31 (3)
Domestic hot water heating	General	Declared load profile			-					
	Average climate	ηwh (water heating efficiency)		%	-					
		Water heating energy efficiency class			-					
Space heating	Average climate water outlet 55°C	General	SCOP		2.65	2.66	2.61	2.65	2.66	2.61
			ηs (Seasonal space heating efficiency)	%	103	104	102	103	104	102
			Seasonal space heating eff. class		A+					
	Average climate water outlet 35°C	General	SCOP		2.70	2.68	2.88	2.70	2.68	2.88
			ηs (Seasonal space heating efficiency)	%	105	110	112	105	110	112
			Seasonal space heating eff. class		B					

Indoor Unit				EKHBRD	011ADV1	014ADV1	016ADV1	011ADY1	014ADY1	016ADY1
Casing	Colour				Metallic grey					
	Material				Precoated sheet metal					
Dimensions	Unit	HeightxWidthxDepth		mm	705x600x695					
Weight	Unit			kg	144			147		
Operation range	Heating	Ambient	Min.~Max.	°C	-20 / 0~20					
		Water side	Min.~Max.	°C	25~80					
	Domestic hot water	Ambient	Min.~Max.	°CDB	-20~35					
		Water side	Min.~Max.	°C	25~80					
Refrigerant	Type				R-134a					
	Charge			kg	2.6					
				TCO_2eq	3.718					
	GWP				1,430					
Sound pressure level	Nom.			dBA	43 / 46	45 / 46	46 / 46	43 / 46	45 / 46	46 / 46
	Night quiet mode	Level 1		dBA	40	43	45	40	43	45

Outdoor Unit				ERSQ/ERRQ	011AV1	014AV1	016AV1	011AY1	014AY1	016AY1
Dimensions	Unit	HeightxWidthxDepth		mm	1,345x900x320					
Weight	Unit			kg	120					
Compressor	Quantity				1					
	Type				Hermetically sealed scroll compressor					
Operation range	Heating	Min.~Max.		°CWB	-20~20					
	Domestic hot water	Min.~Max.		°CDB	-20~35					
Refrigerant	Type				R-410A					
	Charge			kg	4.5					
				TCO_2eq	9.4					
	GWP				2,087.5					
	Control				Expansion valve (electronic type)					
Sound power level	Heating	Nom.		dBA	68	69	71	68	69	71
Sound pressure level	Heating	Nom.		dBA	52	53	55	52	53	55
Power supply	Name/Phase/Frequency/Voltage			Hz/V	V1/1~/50/220-440			Y1/3~/50/380-415		
Current	Recommended fuses			A	25			16		

(1) EW 55°C; LW 65°C; Dt 10°C; ambient conditions: 7°CDB/6°CWB (2) EW 70°C; LW 80°C; Dt 10°C; ambient conditions: 7°CDB/6°CWB (3) EW 30°C; LW 35°C; Dt 5°C; ambient conditions: 7°CDB/6°CWB
(4) Contains fluorinated greenhouse gases

Domestic hot water tank

Stackable stainless steel domestic hot water tank

- Stainless steel domestic hot water tank
- The indoor unit and domestic hot water tank can be stacked to save space, or installed next to each other, if only limited height is available
- Available in 200 and 260 liters
- Heat loss is reduced to a minimum thanks to the high quality insulation
- At necessary intervals, the indoor unit can heat up the water to 60°C to prevent the risk of bacteria growth
- Efficient temperature heat-up: from 10°C to 50°C in only 60 minutes



EKHTS200AC



EKHTS260AC

Accessory					EKHTS	200AC	260AC
Casing	Colour					Metallic grey	
	Material					Galvanised steel (precoated sheet metal)	
Dimensions	Unit	Height	Integrated on indoor unit	mm		2,010	2,285
		Width		mm		600	
		Depth		mm		695	
Weight	Unit	Empty		kg		70	78
Tank	Water volume			l		200	260
	Material					Stainless steel (EN 1.4521)	
	Maximum water temperature			°C		75	
	Insulation	Heat loss		kWh/24h		12.0	15.0
	Energy efficiency class					B	
	Standing heat loss			W		50	63
	Storage volume			l		200	260
Heat exchanger	Quantity					1	
	Tube material					Duplex steel (EN 1.4162)	
	Face area			m^2		1.560	
	Internal coil volume			l		7.5	

EKHWP-B

Domestic hot water tank

Plastic domestic hot water tank with solar support

› Tank designed for connection with thermal solar collectors
› Available in 300 and 500 liters
› Large hot water storage tank to provide domestic hot water at any time
› Heat loss is reduced to a minimum thanks to the high quality insulation
› Space heating support possible (500l tank only)



EKHWP300B



EKHWP500B

Accessory				EKHWP	300B	500B
Casing	Colour				Traffic white (RAL9016) / Dark grey (RAL7011)	
	Material				Impact resistant polypropylene	
Dimensions	Unit	Width	mm		595	790
		Depth	mm		615	790
Weight	Unit	Empty	kg		58	82
Tank	Water volume			l	300	500
	Material				Polypropylen	
	Maximum water temperature			°C	85	
	Insulation	Heat loss		kWh/24h	1.5	1.7
	Energy efficiency class				B	
	Standing heat loss			W	64	72
	Storage volume			l	294	477
Heat exchanger	Domestic hot water	Quantity			1	
		Tube material			Stainless steel (DIN 1.4404)	
		Face area		m^2	5.600	5.800
		Internal coil volume		l	27.1	29.0
		Operating pressure		bar	6	
		Average specifc thermal output		W/K	2,790	2,825
	Charging	Quantity			1	
		Tube material			Stainless steel (DIN 1.4404)	
		Face area		m^2	3	4
		Internal coil volume		l	13	19
		Operating pressure		bar	3	
		Average specifc thermal output		W/K	1,300	1,800
	Auxiliary solar heating	Tube material			-	Stainless steel (DIN 1.4404)
		Face area		m^2	-	1
		Internal coil volume		l	-	2
		Operating pressure		bar	-	3
		Average specifc thermal output		W/K	-	280

EKHWP-PB

Domestic hot water tank

Pressureless domestic hot water tank with solar support

› Tank designed for connection with pressurised thermal solar system
› Available in 300 and 500 liters
› Large hot water storage tank to provide domestic hot water at any time
› Heat loss is reduced to a minimum thanks to the high quality insulation
› Space heating support possible (500l tank only)



EKHWP300PB



EKHWP500PB

Accessory				EKHWP	300PB	500PB
Casing	Colour				Traffic white (RAL9016) / Dark grey (RAL7011)	
	Material				Impact resistant polypropylene	
Dimensions	Unit	Width	mm		595	790
		Depth	mm		615	790
Weight	Unit	Empty	kg		58	89
Tank	Water volume			l	294	477
	Material				Polypropylen	
	Maximum water temperature			°C	85	
	Insulation	Heat loss		kWh/24h	1.5	1.7
	Energy efficiency class				B	
	Standing heat loss			W	64	72
	Storage volume			l	294	477
Heat exchanger	Domestic hot water	Quantity			1	
		Tube material			Stainless steel (DIN 1.4404)	
		Face area		m^2	5.600	5.800
		Internal coil volume		l	27.1	29.0
		Operating pressure		bar	6	
		Average specifc thermal output		W/K	2,790	2,825
	Charging	Quantity			1	
		Tube material			Stainless steel (DIN 1.4404)	
		Face area		m^2	3	4
		Internal coil volume		l	13	19
		Operating pressure		bar	3	
		Average specifc thermal output		W/K	1,300	1,800
	Auxiliary solar heating	Tube material			-	Stainless steel (DIN 1.4404)
		Face area		m^2	-	1
		Internal coil volume		l	-	2
		Operating pressure		bar	-	3
		Average specifc thermal output		W/K	-	280

EKS(V/H)-P

Solar collector

Thermal solar collector for hot water production

- Solar collectors can produce up to 70% of the energy needed for hot water production - a major cost saving
- Vertical and horizontal solar collectors for domestic hot water production
- High efficiency collectors transfer all the short-wave solar radiation into heat as a result of their highly selective coating
- Easy to install on roof tiles



EKSV21P



EKSV26P



EKSH26P

Solar collector				EKSV21P	EKSV26P	EKSH26P
Mounting				Vertical		Horizontal
Dimensions	Unit	HeightxWidthxDepth	mm	1,006x85x2,000		2,000x85x1,300
Weight	Unit		kg	33	42	
Volume			l	1.3	1.7	2.1
Surface	Outer		m^2	2.01	2.60	
	Aperture		m^2	1.800	2.360	
	Absorber		m^2	1.79	2.35	
Coating				Micro-therm (absorption max. 96%, Emission ca. 5% +/-2%)		
Absorber				Harp-shaped copper pipe register with laser-welded highly selective coated aluminium plate		
Glazing				Single pane safety glass, transmission +/- 92%		
Allowed roof angle	Min.~Max.		°	15~80		
Operating pressure	Max.		bar	6		
Stand still temperature	Max.		°C	192		
Thermal performance	collector efficiency (ηcol)		%	61		
	Zero loss collector efficiency η0		%	0.781	0.784	
	Heat loss coefficient a1		$W/m^2.K$	4.240	4.250	
	Temperature dependence of the heat loss coefficient a2		$W/m^2.K^2$	0.006	0.007	
	Thermal capacity		kJ/K	4.9	6.5	

EKSRPS4A

Pump station

- Save energy and reduce CO_2 emissions with a solar system for domestic hot water production
- Pump station connectable to unpressurised solar system
- Pump station and control provide the transfer of solar heat to the domestic hot water tank



Pump station for pressureless tank			EKSRPS	EKSRPS4A
Dimensions	Unit	HeightxWidthxDepth	mm	815x142x230
Weight	Unit		kg	6
Power supply	Phase			1~
	Frequency		Hz	50
	Voltage		V	230

Daikin Altherma Flex Type

for large residential and commercial applications

Why choose Daikin Altherma Flex Type

Daikin Altherma Flex Type is a flexible solution for space heating, domestic hot water and cooling for e.g. apartments, spas, hotels and restaurants

- Low operating costs thanks to high efficiency
- Large hot water volume
- Cooling in the most efficient way thanks to heat recovery technology
- Limited installation space thanks to small footprint of indoor unit and outdoor unit

Heat emitters

All types of heat emitters can be connected thanks to its wide water temperature range (up to 80°C) and its ability to work with multiple set points, allowing a combination of different heat emitters operating at different water temperatures.

Modular system

One or more outdoor units can be connected to several indoor units (maximum 10 indoor units per outdoor unit).

Advanced control and monitoring

To further increase the efficiency, an RTD-W per indoor unit and a sequencing controller for the full heating system can be installed to monitor the exact heating demand.



1 Heating
2 Cooling
3 Hot water



Supporting tools

Extranet

› Experience our new business portal at my.daikin.eu
› Find information easily

Literature

› See all the literature available on www.daikineurope.com/support-and-manuals/ catalogues

Daikin Altherma Flex Type

Floor standing reversible air to water heat pump for large residential and commercial applications

- Floor standing indoor unit up to 9kW
- Low energy bills and low CO_2 emissions
- Energy efficient heating only system based on air to water heat pump technology
- High temperature application: up to 80°C without electric heater
- Flexible configuration with respect to heat emitters
- Inverter controlled scroll compressor



EKHVM(R/Y)D-AB

Indoor Unit		EKHVMRD/EKHVMYD		50AB	80AB	50AB	80AB
Dimensions	Unit	Height	mm	705			
		Width	mm	600			
		Depth	mm	695			
Weight	Unit		kg	92		120	
Operation range	Heating	Ambient Min.~Max.		-15~20			
		Water side Min.~Max.	°C	25~80			
	Cooling	Ambient Min.~Max.	°CDB	-~-		10~43	
		Water side Min.~Max.	°C	-~-		5~20	
	Domestic hot water	Ambient Min.~Max.	°CDB	-15~35			
		Water side Min.~Max.	°C	45~75			
Refrigerant	Type			R-134a			
	Charge		kg	2			

Contains fluorinated greenhouse gases

Daikin Altherma Flex Type

Floor standing heating only air to water heat pump combinable with existing radiators

- Energy efficient heating only system based on air to water heat pump technology
- High temperature application: up to 80°C without electric heater
- Easy replacement of existing boiler, without changing heating pipes
- Combinable with high temperature radiators
- Low energy bills and low CO_2 emissions
- Inverter controlled scroll compressor



EKHBRD-ADV1/Y1

Indoor Unit				EKHBRD	011ADV1	014ADV1	016ADV1	011ADY1	014ADY1	016ADY1
Dimensions	Unit	Height		mm	705					
		Width		mm	600					
		Depth		mm	695					
Weight	Unit			kg	144			147		
Operation range	Heating	Ambient	Min.~Max.		-					
		Water side	Min.~Max.	°C	25~80					
	Domestic hot water	Ambient	Min.~Max.	°CDB	-20~35					
		Water side	Min.~Max.	°C	25~80					
Refrigerant	Type				R-134a					
	Charge			kg	2.6					
				TCO_2eq	3.718					
	Control				-					
	GWP				1,430					

Daikin Altherma Flex Type

- Low energy bills and low CO_2 emissions
- Easy installation and maintenance
- Integrated heat recovery system
- The ultimate heating solution for residential and commercial applications based on air to water heat pump technology
- Customised to meet your building's needs: up to 10 indoor units can be connected to 1 outdoor unit



EMRQ-A

Outdoor Unit				EMRQ	8A (1)	10A (2)	12A (3)	14A (4)	16A (5)
Heating capacity	Nom.			kW	22.4 (6)	28 (6)	33.6 (6)	39.2 (6)	44.8 (6)
Cooling capacity	Nom.			kW	20 (7)	25 (7)	30 (7)	35 (7)	40 (7)
Seasonal efficiency	Domestic hot water heating	General	Declared load profile		XL				
		Average climage	ηwh (water heating efficiency)	%	93			83.7	93
			Water heating energy efficiency class		A				
	Average climate water outlet 55°C	General	ηs (Seasonal space heating efficiency)	%	108	104	103	106	103
			SCOP		2.78	2.68	2.64	2.74	2.64
			Seasonal space heating eff. Class		A+				
Casing	Colour				Daikin White				
	Material				Painted galvanized steel plate				
Dimensions	Unit	HeightxWidthxDepth		mm	1,680x1,300x765				
Weight	Unit			kg	331			339	
Operation range	Heating	Min.		°CWB	-15				
		Max.		°CWB	20				
	Domestic hot water	Ambient	Min.~Max.	°CDB	-15~35				
	Cooling	Min.		°CDB	10				
		Max.		°CDB	43				
Refrigerant	Type / GWP				R-410A / 2,087.5				
	Charge			kg	10.3	10.6	10.8	11.1	
	Charge			TCO_2Eq	21.5	22.1	22.5	23.2	
Piping connections	Liquid	OD		mm	9.52		12.7	13	12.7
	Suction	OD		mm	19.1	22.2		28.6	
	High and low pressure gas	OD		mm	15.9	19.1		22.2	
	Piping length	OU - IU	Max.	m	100				
		System	Equivalent	m	120				
	Total piping length	System	Actual	m	300				
Sound power level	Heating	Nom.		dBA	78		80	83	84
Sound pressure level	Heating	Nom.		dBA	58		60	62	63
Power supply	Phase/Voltage			V	3~/380-415				
Current	Recommended fuses			A	20	25		40	

(1) 100% connection ratio of EMRQ8A / 4x EKHVMYD50AB / 4x EKHTS260AC (2) 100% connection ratio of EMRQ10A / 2x EKHBRD014AD / 2x EKHTS260AC
(3) 100% connection ratio of EMRQ12A / 2x EKHBRD016AD / 2x EKHTS260AC (4) 100% connection ratio of EMRQ14A / 7x EKHVMYD50AB / 7x EKHTS260AC
(5) 100% connection ratio of EMRQ16A / 4x EKHBRD016AD / 4x EKHTS260AC (6) Condition: Ta=7°CDB/6°CWB, 100% connection ratio
(7) Condition: Ta=35°CDB, 100% connection ratio (8) Contains fluorinated greenhouse gases

EKHWP-B

Domestic hot water tank

Plastic domestic hot water tank with solar support

- Tank designed for connection with thermal solar collectors
- Available in 300 and 500 liters
- Large hot water storage tank to provide domestic hot water at any time
- Heat loss is reduced to a minimum thanks to the high quality insulation
- Space heating support possible (500l tank only)



EKHWP300B



EKHWP500B

Accessory				EKHWP	300B	500B
Casing	Colour				Traffic white (RAL9016) / Dark grey (RAL7011)	
	Material				Impact resistant polypropylene	
Dimensions	Unit	Width		mm	595	790
		Depth		mm	615	790
Weight	Unit	Empty		kg	58	82
Tank	Water volume			l	300	500
	Material				Polypropylen	
	Maximum water temperature			°C	85	
	Insulation	Heat loss		kWh/24h	1.5	1.7
	Energy efficiency class				B	
	Standing heat loss			W	64	72
	Storage volume			l	294	477
Heat exchanger	Domestic hot water	Quantity			1	
		Tube material			Stainless steel (DIN 1.4404)	
		Face area		m^2	5.600	5.800
		Internal coil volume		l	27.1	29.0
		Operating pressure		bar	6	
		Average specifc thermal output		W/K	2,790	2,825
	Charging	Quantity			1	
		Tube material			Stainless steel (DIN 1.4404)	
		Face area		m^2	3	4
		Internal coil volume		l	13	19
		Operating pressure		bar	3	
		Average specifc thermal output		W/K	1,300	1,800
	Auxiliary solar heating	Tube material			-	Stainless steel (DIN 1.4404)
		Face area		m^2	-	1
		Internal coil volume		l	-	2
		Operating pressure		bar	-	3
		Average specifc thermal output		W/K	-	280

EKHTS-AC

Domestic hot water tank

Stackable stainless steel domestic hot water tank

- Stainless steel domestic hot water tank
- The indoor unit and domestic hot water tank can be stacked to save space, or installed next to each other, if only limited height is available
- Available in 200 and 260 liters
- Heat loss is reduced to a minimum thanks to the high quality insulation
- At necessary intervals, the indoor unit can heat up the water to 60°C to prevent the risk of bacteria growth
- Efficient temperature heat-up: from 10°C to 50°C in only 60 minutes



EKHTS200AC



EKHTS260AC

Accessory				EKHTS	200AC	260AC
Casing	Colour				Metallic grey	
	Material				Galvanised steel (precoated sheet metal)	
Dimensions	Unit	Height	Integrated on indoor unit	mm	2,010	2,285
		Width		mm	600	
		Depth		mm	695	
Weight	Unit	Empty		kg	70	78
Tank	Water volume			l	200	260
	Material				Stainless steel (EN 1.4521)	
	Maximum water temperature			°C	75	
	Insulation	Heat loss		kWh/24h	12.0	15.0
	Energy efficiency class				B	
	Standing heat loss			W	50	63
	Storage volume			l	200	260
Heat exchanger	Quantity				1	
	Tube material				Duplex steel (EN 1.4162)	
	Face area			m^2	1.560	
	Internal coil volume			l	7.5	

Heat pump convector

Floor standing unit saving on running costs when combined with under floor heating thanks to its low leaving water temperatures

- Vertical auto swing moves the discharge flaps up and down for efficient air and temperature distribution throughout the room
- Energy efficient heating and cooling system based on air source heat pump technology
- Optimum energy efficiency when connected to a Daikin Altherma low temperature system
- The indoor unit distributes air at the sound of a whisper. The noise produced amounts to barely 22dB(A) in cooling and 19dB(A) in radiant heat mode. In comparison, the ambient sound in a quiet room amounts to 40dB(A) on average.
- Reduced running costs
- Its low height enables the unit to fit perfectly beneath a window
- Weekly timer can be set to start heating or cooling anytime on a daily or weekly basis
- Indoor unit silent operation: „silent" button on the remote control lowers the operation sound of the indoor unit by 3dBA
- Can be installed against a wall or recessed
- Powerful mode can be selected for rapid cooling; after the powerful mode is turned off, the unit returns to the preset mode.
- Titanium apatite photocatalytic air purification filter removes airborne microscopic particles, powerfully decomposes odours and helps to prevent the propagation of bacteria, viruses, microbes to ensure a steady supply of clean air



FWXV-A



ARC452A15

Indoor Unit			FWXV	15A	20A
Heating capacity	Total capacity	Nom.	kW	1.5	2.0
			Btu/h	5,100	6,800
Cooling capacity	Total capacity	Nom.	kW	1.2	1.7
	Sensible capacity	Nom.	kW	0.98	1.4
Power input	Heating	Nom.	kW	0.013	0.015
	Cooling	Nom.	kW	0.013	0.015
Dimensions	Unit	HeightxWidthxDepth	mm	600x700x210	
Weight	Unit		kg	15	
Piping connections	Drain/OD/Inlet		mm/inch	18/G 1/2/G 1/2	
Sound pressure level	Heating	Nom.	dBA	19	29
	Cooling	Nom.	dBA	19	29
Power supply	Phase/Frequency/Voltage		Hz/V	1~/50/60/220-240/220	

Domestic hot water heat pump

Hot water in an efficient way

Why choose the domestic hot water heat pump?

- Domestic hot water is heated almost immediately
- Combine it with solar heating for even better energy efficiency
- Easy installation: no water tank pressure and only limited pressure in the heat exchanger
- Low maintenance: no anode means no scale and lime deposits or corrosion
- Electrical back-up (2.5 kW) ensures hot water under all circumstances. The 500L tank can also be equipped with an external hydraulic back-up.





How does it work?

The outdoor unit extracts (pumps) heat from the air. Through a heat exchanger this heat is transferred directly to the storage tank – for hot water almost immediately.

High performance inverter heat pump

Just using the heat pump, hot water can be provided up to 55°C and hot water production is guaranteed down to -15°C.



Solar connection

For even more energy efficiency the heat pump can be combined with solar collectors. Two technologies are possible:

Pressureless (drain-back)
The solar collectors are only filled with water when the sun provides enough heat. In this case, both pumps in the control and pump unit switch on briefly and fill the collectors with storage tank water. After filling, one switches off and the other maintains water circulation. If there is not enough sunshine or if the solar storage tank doesn't need more heat, the circulation pump switches off and the entire solar system drains into the storage tank.

Pressurised
This system uses heat transfer fluid containing antifreeze to avoid freezing in winter. The whole system is pressurised and sealed.

Domestic hot water heat pump

Hot water in an efficient way

› Domestic hot water is heated almost immediately
› Combine it with solar heating for even better energy efficiency
› Easy installation: no water tank pressure and only limited pressure in the heat exchanger
› Low maintenance: no anode means no scale and lime deposits or corrosion
› Electrical back-up (2.5 kW) ensures hot water under all circumstances. The 500L tank can also be equipped with an external hydraulic back-up.



EKHHP500A2V3



ERWQ-AV3

Efficiency data		EKHHP + ERWQ		300A2V3 + 02AV3	500A2V3 + 02AV3
Domestic hot water heating	General	Declared load profile		L	XL
	Average climate	ηwh (water heating efficiency)	%	119	123
		Water heating energy efficiency class		A	

Indoor Unit		EKHHP		300A2V3	500A2V3
Casing	Colour			Traffic white (RAL9016) / Dark grey (RAL7011)	
Dimensions	Unit	HeightxWidthxDepth	mm	1,750x615x615	1,750x790x790
Weight	Unit		kg	70	80
Tank	Water volume		l	294	477
	Maximum water temperature		°C	85	
	Maximum water pressure		bar	0	
Operation range	Domestic hot water	Water side Min.~Max.	°C	5~75	
Sound power level	Nom.		dBA	0	
Sound pressure level	Nom.		dBA	0	

Outdoor Unit		ERWQ		02AV3
Dimensions	Unit	HeightxWidthxDepth	mm	612x906x402
Weight	Unit		kg	35
Compressor	Quantity			1
	Type			Hermetically sealed swing compressor
Operation range	Domestic hot water	Min.~Max.	°CDB	-15~35
Refrigerant	Type			R-410A
	Charge		kg	1,05
	GWP			2,087.5
Sound pressure level		Nom.	dBA	47
		Min.	dBA	44
Power supply	Name/Phase/Frequency/Voltage		Hz/V	V3/1~/50/230

Contains fluorinated greenhouse gases

Gas condensing boiler

Reliability and peace of mind

Gas condensing boiler



Why choose the Daikin gas condensing boiler?

- Low costs for both heating and hot water thanks to new dual heat exchanger resulting in high efficiencies
- Easy installation in minimum space

Low costs for both heating and hot water thanks to new dual heat exchanger

1. With the first heat exchanger, maximum efficiency is reached when heating your home through condensation of the flue gases.

[Unique Daikin feature]

2. Also when producing hot water the efficiency is maximised thanks to condensation with the unique second heat exchanger.

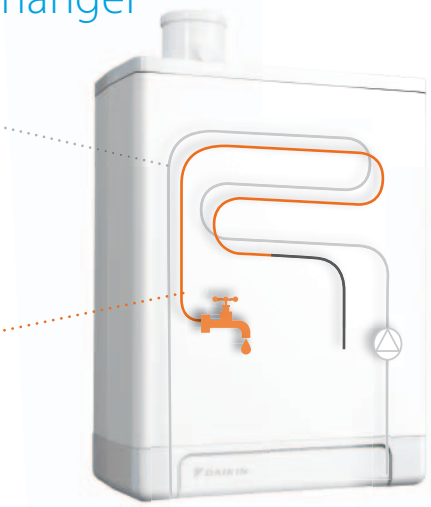

Unique in the market: double condensation, not only for heating but also for domestic hot water resulting in low running costs

Easy installation in minimum space

Installation time can be reduced to the minimum by using our optional pre-assembled B-pack which contains all the components for the functional installation in one module and fits behind the boiler. And as there are fewer parts, the Daikin condensing gas boiler is more reliable and easier to service.

Control at a distance

Program your gas condensing boiler and follow up your energy consumption from a smartphone, tablet or computer with the RTRNETA3AA controller.



Supporting tools

Extranet

› Experience our new business portal at my.daikin.eu
› Find information easily
› Access via mobile or desktop
› Customise the options so you see only info relevant for you

Internet

› Find our solutions for different applications on www.daikineurope.com/for-your-home/needs/heating/condensing-boilers/

Literature

› See all the literature available on www.daikineurope.com/support-and-manuals/catalogues



Gas condensing boiler

High efficiency gas condensing boiler for heating and hot water

- High efficiency gas condensing boiler
- Low running costs for both heating and hot water thanks to new dual heat exchanger
- Maximum heating comfort and domestic hot water when it is most needed
- Quick, easy and compact installation thanks to our optional pre-assembled B-pack, containing all auxiliary components



Indoor Unit				EKOMB/EKOMBG	22AH	28AH	33AH	22A	28A	33A
Gas	Connection	Diameter		mm	15		-		15	
	Consumption (G20)	Min-Max		m^3/h	0.58-2.29	0.74-2.46	---	0.57-2.42	0.75-3.02	0.78-3.39
	Consumption (G25)	Min-Max		m^3/h	---			0.66-2.80	0.86-3.50	0.80-3.93
	Consumption (G31)	Min-Max		m^3/h	0.22-0.87	---		0.22-0.92	0.28-1.15	0.30-1.29
Central heating	Heat input Qn (net calorific value)	Nom	Min-Max	kW	5.6-18.7	7.1-23.7	7.2-27.3	5.5-23.3	7.2-29.1	7.5-32.7
	Heat input Qn (gross calorific value)	Nom	Min-Max	kW	6.2-20.8	7.9-26.3	8.0-30.3	6.1-25.9	8.0-32.3	8.3-36.3
	Output Pn at 80/60°C	Min-Nom		kW	--17.8	--22.8	7.1-26.3	5.4-22.7	7.1-28.4	7.4-32.1
	Output Pnc at 50/30°C	Min-Nom		kW	---		7.8-27.1	5.9-23.8	7.7-31.1	8.2-35.0
	Output at 40/30°C	Min		kW	-		7.7	5.9	7.7	8.2
	Water pressure (PMS)	Max		bar	3	-			3	
	Water temperature	Max		°C	-				90	
	Efficiency	Net calorific value		%	107					109
	Operation range	Min/Max		°C	-/-					
Domestic hot water	Heat input (net calorific value) Qnw	Nom	Min-Max	kW	5.6-22.1	7.1-28.0	---	5.5-23.3	7.2-29.1	7.5-32.7
	Heat input (gross calorific value) Qnw	Nom	Min-Max	kW	6.2-24.6	7.9-31.1	---	6.1-25.9	8.0-32.3	8.3-36.3
	Output	Min-Nom		kW	---			5.9-22.7	7.7-28.4	8.2-32.1
	Domestic hot water threshold			l/min	1.5		-		1.5	
	Water flow	Rate	Nom	l/min	10.0 / 6.0	12.5 / 7.5	-	10.0 / 6.0	12.5 / 7.5	15.0 / 9.0
	Temperature	Factory setting		°C	60					
	Operation range	Min/Max		°C	40/65			-/-		
Supply air	Connection			mm	100		-	100		
	Concentric				-			Yes		
Flue gas	Connection			mm	60	-		60		
Casing	Colour				White - RAL9010		-	White - RAL9010		
	Material				Precoated sheet metal		-	Precoated sheet metal		
Dimensions	Unit	HeightxCasingxIntegrated on indoor unitxWidth		mm	590x-x450x240	650x-x450x240	-	590x-x450x240	650x-x450x240	710x-x450x240
Weight	Unit	Empty		kg	30	33	-	30	33	36
Power supply	Phase/Frequency/Voltage			Hz/V	1~/50/230					
Electrical power consumption	Max.			W	80					
	Standby			W	2					
Domestic hot water heating	General	Declared load profile			L	XL		L	XL	
		ηwh (water heating efficiency)		%	84	87		84	87	-
		Water heating energy efficiency class			A					
Space heating	General	ηs (Seasonal space heating efficiency)		%	93					94
		Seasonal space heating eff. class			A					

Options - Heating

Daikin Altherma hybrid heat pump	
Remote user interface (DE, FR, NL, IT)	EKRUCBL1
Remote user interface (EN, SV, NO, FI)	EKRUCBL2
Remote user interface (EN, ES, EL, PT)	EKRUCBL3
Remote user interface (EN, TR, PL, RO)	EKRUCBL4
Remote user interface (DE, CS, SL, SK)	EKRUCBL5
Remote user interface (EN, HR, HU, BG)	EKRUCBL6
Remote user interface (EN, DE, RU, DA)	EKRUCBL7
Propane set	EKHY075787
Concentric connection Ø 80/125	EKHY090717
Eccentric connnection Ø 80	EKHY090707
Cover plate 35	EKHY093467
Installation jig	EKHYMNT1
Drain pan for reversible H/B	EKHYDP1
Thermistor recirculator	EKTH2
Roof Terminal PP/GLV 60/100 AR460	EKFGP6837
Weather Slate Steep Pb/GLV 60/100 18°-22°	EKFGS0518
Weather Slate Steep Pb/GLV 60/100 23°-27°	EKFGS0519
Weather Slate Steep PF 60/100 25°-45°	EKFGP7910
Weather Slate Steep Pb/GLV 60/100 43°-47°	EKFGS0523
Weather Slate Steep Pb/GLV 60/100 48°-52°	EKFGS0524
Weather Slate Steep Pb/GLV 60/100 53°-57°	EKFGS0525
Weather Slate Flat Alu 60/100 0°-15°	EKFGP1296
Weather Slate Flat Alu 60/100	EKFGP6940
Wall Terminal Kit PP/GLV 60/100	EKFGP2978
Wall Terminal Kit low profile PP/GLV 60/100	EKFGP2977
Extension PP/GLV 60/100 x 500mm	EKFGP4651
Extension PP/GLV 60/100 x 1000mm	EKFGP4652
Elbow PP/GLV 60/100 30°	EKFGP4664
Elbow PP/GLV 60/100 45°	EKFGP4661
Elbow PP/GLV 60/100 90°	EKFGP4660
Meas. Tee with Inspection Panel PP/GLV 60/100	EKFGP4667
Wall Bracket Dn.100	EKFGP4631
Wall Terminal Kit PP/GLV 60/100	EKFGP1292
Wall Terminal Kit low profile PP/GLV 60/100	EKFGP1293
Plume Managment Kit 60 UK Only	EKFGP1294
Flue Deflector 60 UK Only	EKFGP1295
PMK Elbow 60 90 UK Only	EKFGP1284
PMK Elbow 60 45° (2 pcs) UK Only	EKFGP1285
PMK Extension 60 L=1000 incl. breaket UK Only	EKFGP1286
Roof Terminal PP/GLV 80/125 AR300 Ral-9011	EKFGP6864
Weather Slate Steep Pb/GLV 80/125 18°-22°	EKFGT6300
Weather Slate Steep Pb/GLV 80/125 23°-27°	EKFGT6301

Daikin Altherma ground source heat pump	
Ground source filling kit	KGSFILL
Remote user interface (DE, FR, NL, IT)	EKRUCBL1
Remote user interface (EN, SV, NO, FI)	EKRUCBL2
Remote user interface (EN, ES, EL, PT)	EKRUCBL3
Remote user interface (EN, TR, PL, RO)	EKRUCBL4
Remote user interface (DE, CS, SL, SK)	EKRUCBL5
Remote user interface (EN, HR, HU, BG)	EKRUCBL6
Remote user interface (EN, DE, RU, DA)	EKRUCBL7
Digital I/O PCB	EKRP1HBAA
Demand PCB	EKRP1AHTA
Remote indoor sensor	KRCS01-1
PC cable	EKPCCAB2
Wire harness	EKGSCONBP1
Room thermostat (wired)	EKRTWA
Room thermostat (wireless)	EKRTR1
External sensor	EKRTETS

Daikin Altherma hybrid heat pump	
Weather Slate Steep PF 80/125 25°-45° Ral-9011	EKFGP7909
Weather Slate Steep Pb/GLV 80/125 43°-47°	EKFGT6305
Weather Slate Steep Pb/GLV 80/125 48°-52°	EKFGT6306
Weather Slate Steep Pb/GLV 80/125 53°-57°	EKFGT6307
Weather Slate Flat Alu 80/125 0°-15°	EKFGP1297
Weather Slate Flat Alu 80/125	EKFGW5333
Wall Terminal Kit PP/GLV 80/125	EKFGW6359
Extension PP/GLV 80/125 x 500mm	EKFGP4801
Extension PP/GLV 80/125 x 10000mm	EKFGP4802
Elbow PP/GLV 80/125 30°	EKFGP4814
Elbow PP/ALU 80/125 45°	EKFGP4811
Elbow PP/ALU 80/125 90°	EKFGP4810
Inspection Elbow Plus PP/ALU 80/125 90° EPDM	EKFGP4820
Wall Bracket Dn.100	EKFGP4481
Flex Kit PP Dn.60-80	EKFGP1856
Chimney Connection 60/100	EKFGP4678
Flex Kit PP Dn.80	EKFGP2520
Chimney Connection 80/125	EKFGP4828
Extension Flex PP 80 L=10 M	EKFGP6340
Extension Flex PP 80 L=15 M	EKFGP6344
Extension Flex PP 80 L=25 M	EKFGP6341
Extension Flex PP 80 L=50 M	EKFGP6342
Connector Flex-Flex PP 80	EKFGP6324
Spacer PP 80-100	EKFGP6333
Tee Flex 100 Boiler Connectionset 1	EKFGP6368
Flex 100-60 + Support Elbow	EKFGP6354
Tee Flex 130 Boiler Connectionset 1	EKFGP6215
Flex 130-60 + Support Elbow	EKFGS0257
Chimney Connection 60/100	EKFGP4678
Extension PP 60x500	EKFGP5461
Chimney Top PP 100 incl. Flue Pipe	EKFGP5497
Adapter Flex-Fixed PP 100	EKFGP6316
Support Breaket Top Inox Dn.100	EKFGP6337
Extension Flex PP 100 L=10 M	EKFGP6346
Extension Flex PP 100 L=15 M	EKFGP6349
Extension Flex PP 100 L=25 M	EKFGP6347
Connector Flex-Flex PP 100	EKFGP6325
Chimney Top PP 130 incl. Flue Pipe	EKFGP5197
Adapter Flex-Fixed PP 130	EKFGS0252
Support Breaket Top Inox Dn.130	EKFGP6353
Extension Flex PP 130 L=30 M	EKFGS0250
Connector Flex-Flex PP 130	EKFGP6366
Valve kit	EKVK1A
	EKVK2A
	EKVK3A
	EKHYPART

Daikin Altherma low temperature split	4-8 kW	11-16 kW
Drain pan for outdoor (excl heater)	EKDP008CA	
Drain pan heater	EKDPH008CA	
U-beams for outdoor	EKFT008CA	
Remote sensor for outdoor	EKRSCA1	
Remote user interface (DE, FR, NL, IT)	EKRUCBL1	EKRUCBL1
Remote user interface (EN, SV, NO, FI)	EKRUCBL2	EKRUCBL2
Remote user interface (EN, ES, EL, PT)	EKRUCBL3	EKRUCBL3
Remote user interface (EN, TR, PL, RO)	EKRUCBL4	EKRUCBL4
Remote user interface (DE, CS, SL, SK)	EKRUCBL5	EKRUCBL5
Remote user interface (EN, HR, HU, BG)	EKRUCBL6	EKRUCBL6
Remote user interface (EN, DE, RU, DA)	EKRUCBL7	EKRUCBL7
Indoor drain pan for new wall mounted H/B	EKHBDPCA2	EKHBDPCA2
PC cable	EKPCCAB1	EKPCCAB1
Digital I/O PCB	-	EKRP1HBAA
Bottom plate heater	-	EKBPHTH16A
Drain kit	-	EKDK04
Snowcover	-	EK016SNCA
Demand PCB	-	EKRP1AHTA
Remote indoor sensor	-	KRCS01-1B
Drain pan for indoor wall munted	-	EKHBDPCA2
Booster heater for tank integrated design	-	EKBSHCA3V3

Daikin Altherma integrated solar unit	
Room thermostat	EHS157034
Mixer module	EHS157068
Gateway for apps	EHS157056
9kW backup heater	EKBU9C

Daikin Altherma low temperature monobloc	6-8 kW	11-16 kW
Back up heater	EKMBUHBA6V3	-
Cable	EKCOMCAB1	-
Digital I.O PCB	-	EKRP1HBAA
Bottom plate heater	-	EKBPHTH16A
Drain kit	-	EKDK04

Daikin Altherma high temperature split	
Bottom plate heater	EKBPHTH16A
Digital I/O PCB	EKRP1HBAA
Demand PCB	EKRP1AHTA
Remote user interface	EKRUAHTB
Back up heater for HT	EKBUHAA6V3
Back up heater for HT	EKBUHAA6W1
Refrigerant stop valves	EKRSVHTA
UK tank kit	EKUHWHTA
Compatibility kit 1	EKMKHT1A
Compatibility kit 2	EKMKHT2A

Daikin Altherma Flex Type

options for outdoor unit	EKHVMRD	EKHVMYD
Refnet header	KHRQ(M)22M29H8	KHRQ(M)23M29H8
Refnet header	KHRQ(M)22M64H8	KHRQ(M)23M64H8
Refnet joint	KHRQ(M)22M20T8	KHRQ(M)23M20T8
Refnet joint	KHRQ(M)22M29T8	KHRQ(M)23M29T8
Refnet joint	KHRQ(M)22M64T8	KHRQ(M)23M64T8
central drain pan kit	KWC25C450	KWC25C450

options for indoor unit	
Stand alone kit	EKFMAHTB
I/O PCB	EKRP1HBAA
Demand PCB	EKRP1AHTA
Remote user interface	EKRUAHTB
Individual billing - connection kit	EKMBIL1

Back up heater kit	EKBUHAA6V3
Back up heater kit	EKBUHAA6W1

Tanks	EKHWS	EKHWP	EKHTS
Wall bracket	EKWBSWW150	-	-
Connection kit EKHWP300 for low temperature (heating only / heating and cooling)	-	EKDVCPLT3HX	-
Connection kit EKHWP500 for low temperature (heating only)	-	EKDVCPLT5H	-
Connection kit EKHWP500 for low temperature (heating and cooling)	-	EKDVCPLT5X	-
Connection kit for high temperature and VRV indoor HXHD125 (EKHWP300/ EKHWP500)	-	EKEPHT3H / EKEPHT5H	-
Connection kit for Daikiin Altherma Flex Type (heating only)	-	EKEPHT3H	-
Connection kit for Daikiin Altherma Flex Type (heating and cooling)	-	EKEPHT3H + 156034	-
Connection kit for Daikin Altherma hybrid heat pump	-	EKEPHT3H	EKEPHT3H
3 way valve	-	3-W-UV2	-
Booster heater with melting fuse (900mm)	-	EKBH3S	-
Option kit (EKHTS / EKHTSU)	-	-	EKFMALTA / EKUHWHTA

Heat pump convector	
Valve kit	EKVKHPC

Solar collectors	
Mounting kit on roof (antracite)	EKSRCAP
Mounting kit on roof (red)	EKSRCRP
Mounting kit on roof (excl. Roof tile)	EKSRCP
Gravity brake	16 50 70
Flow sensor	FLS12
Flow regulating valve with flow rate indicator	FLG
Connection set for additional heat source	EWS
Hot water recirculation kit	ZKL
Thermostatic antiscald mixing valve + 1" screw connection set	VTA32 + 156016
Solar Expansion vessel 12l	MAGS12
Solar Expansion vessel 25l	MAGS25
Solar Expansion vessel 35l	MAGS35
Pressureless Connection piping between solar panel & pump station: 15 meter	CON 15
Pressureless Connection piping between solar panel & pump station: 20 meter	CON 20
Unpressurised elongation pipe 2.5 m including couplings	CON X 25
Unpressurised elongation pipe 5 m including couplings	CON X 50
Unpressurised elongation pipe 10 m including couplings	CON X 100
Unpressurised elongation for inlet pipe 8 meter	CON XV 80
Pressure solar pipe DN16 - 15m	CON15P16
Connectors DN16	CONXP16
Pressure solar pipe DN20 - 15m	CON15P20
Connectors DN20	CONXP20
Connectors DN20	CON CP16
Connectors DN20	CON CP20
Mounting kit IN-ROOF	RCIP
Mounting kit FLAT ROOF	RCFP
Additional roof breakthrough for opposite side connection	CON FE
Connection kit between 2 solar panels	FIX VBP
Connection kit between 2 rows of Collectors	CON RVP
Connection kit between 2 rows of Collectors	CON LCP
Mounting support for V26P	FIX MP 130
Mounting support for H26P	FIX MP 200
Mounting support for V21P	FIX MP 100
Suporting shell for pressureless connection pipe	TS
Standard mounting set for on-roof mounting suitable for roof tiles	FIX AD
Variable height mounting set for on-roof mounting suitable for roof tiles	FIX ADP
Mounting set for on-roof mounting	FIX ADD
Mounting set for on-roof mounting suitable for flat tiles e.g. shingles	FIX ADS
Mounting set for on-roof mounting suitable for corrugated plates	FIX - WD
Mounting set for on-roof mounting suitable for metal roofs	FIX BD
Basic IN ROOF installation kit for 2 EKSV21P	IBV21P
Extension IN ROOF installation kit for 1 additional EKSV21P	IEV21P
Basic IN ROOF installation kit for 2 EKSV26P	IBV26P
Extension IN ROOF installation kit for 1 additional EKSV26P	IEV26P
IN ROOF covering slate complementing kit	FIX-IES
Basic FLAT ROOF support frame for 2 EKSV26P	FB V26P
Extension FLAT ROOF support frame for additional EKSV26P	FE V26P
Basic FLAT ROOF support frame for 1 EKSH26P	FB H26P
Extension FLAT ROOF support frame for additional EKSH26P	FE H26P
Release tool	FIX LP
Glycol fluid 20 l	GFL



Comfort all year round

The choice of the right system mostly depends on the specific project. Every home is unique. Furthermore, it concerns the daily living environment. Whether you are talking in terms of construction or renovation, small areas or large spaces, Daikin heat pumps adapt to each layout with efficiency.

Residential applications - split

Why choose a Daikin split system? 78

Products overview 82

Benefits overview 86

R-32 89

Wall mounted units 89
Ururu Sarara FTXZ-N / RXZ-N 89
NEW **Daikin Emura** FTXJ-MW/S / RXJ-M 91
NEW C/FTXM-M /RXM-M 92

Wall mounted unit - Multi model applications only 93
NEW FTXP-KV 93

Concealed ceiling unit - Multi model applications only 94
NEW FDXM-F 94

Multi outdoor unit 95
NEW MXM-M 95

Siesta wall mounted unit 96
NEW ATXM-M / ARXM-M 96

Siesta wall mounted unit - Multi model applications only 97
NEW ATXP-KV 97

Siesta multi outdoor unit 98
NEW AMXM-M 98

R-410A 100

Wall mounted units 100
Daikin Emura FTXG-LW/S / RXG-L 100
C/FTXS-K/G / RXS-L(3)/F8 101
NEW FTX-KV / RX-K 102
FTX-J3/GV / RX-K/GV(B) 103
FTXK-AW/S / RXK-A 104
FTXB-C / RXB-C 105

Floor standing units 106
Nexura FVXG-K / RXG-L 106
FVXS-F / RXS-L(3) 108

Flexi type units 109
FLXS-B(9) / RXS-L(3) 109

Concealed ceiling unit 110
FDXS-F(9) / RXS-L(3) 110
FDBQ-B / (multi model applications only) 111

Multi outdoor units 113
MXS-E/F/G/H/K 113
NEW RXYSCQ-TV1 114
NEW RXYSQ-TV1 115

Siesta wall mounted units 116
ATXS-K / ARXS-L(3) 117
ATX-J3 / ARX-K 118
NEW ATX-KV / ARX-K 119
ATXN-NB9 / ARXN-NB9 120
ATXB-C / ARXB-C 121

Siesta multi outdoor unit 122
AMX-E/G 122

Optimised for heating 123

Wall mounted units 124
Daikin Emura FTXG-LW/S / RXLG-M 124
NEW FTXLS-K3 / RXLS-M 125
FTXL-JV / RXL-M3 126

Floor standing units 127
FVXG-K / RXLG-M 127
FVXS-F / RXL-M3 128

Siesta wall mounted unit 129
ATXL-JV / ARXL-M 129

Options & accessories 130

Combination tables 132

For latest data, please consult my.daikin.eu



Total comfort at home

Why choose a Daikin split system?

- The ideal solution for each application thanks to the **wide range of available products** both for cooling and heating
- **Low energy** bills thanks to high seasonal efficiencies up to A+++ and energy saving features such as intelligent eye and weekly timer
- Control via a **smartphone app** or a user friendly remote controller
- Perfect indoor climate: **whisper quiet sound** level & **perfect airflow** pattern

Any kind of indoor unit

1. Wall mounted unit:
a wide range from top efficiency and design units to units offering good value for money

2. Floor standing unit:
ideal for heating comfort, offering features like a radiant heat panel.

3. Concealed ceiling unit:
as it can be mounted in a ceiling void, it blends unobtrusively with any décor as only the grilles are visible.

4. Flexi type unit:
can fit on either ceiling or lower wall.

GOOD DESIGN

German Design Award SPECIAL MENTION 2015

Focus Open 2014 Silver

reddot award 2014 winner



1. Daikin Emura
Wall mounted unit



2. Nexura
Floor standing unit



3. FDXS-F(9)
Concealed ceiling unit



4. FLXS-B(9)
Flexi type unit

One or multiple rooms?
The choice is yours.

With **1** multi **outdoor unit**, up to **5 or 9* indoor units** can be connected. All indoor units can be **individually controlled** and do not need to be installed in the same room or even at the same time.

* with RXYS(C)Q-TV1



5MXS90E

R-32 - the refrigerant of the future

R-32

Daikin is leading the way to the most energy efficient product range with the lowest environmental impact

- **68% Reduction in environmental impact** compared to R-410A
- Seasonal efficiency values up to A+++
- Full split range available including wall mounted and concealed ceiling units, connectable to pair and multi outdoor units

Optimised for heating

-25°

Our special split range optimised for heating is suitable for colder climates, even withstanding severe winter conditions

- Guaranteed capacity down to -25°C
- High heating energy efficiency with SCOP up to A++
- Improved defrost thanks to unique **free hanging coil** technology

Online controller
Always in control, no matter where you are

Control your indoor from any location with an app (available for iOS & Android), via your local network or internet. It is now connectable to most of the split indoors.





FLOOR STANDING UNIT, FVXS-F



WALL MOUNTED UNIT, FTXM-M



NEXURA FLOOR STANDING UNIT, FVXG-K



URURU SARARA WALL MOUNTED UNIT, FTXZ-N



DAIKIN EMURA WALL MOUNTED UNIT, FTXG-LS

Products overview

Indoor units

Refrigerant	Type	Model	Product name		15	20	25	35	42	50	60	71
R-32	Wall mounted	Ururu Sarara Complete climate control with (de) humidification, air purification & ventilation with top efficiencies in heating & cooling	FTXZ-N				● (pair only)	● (pair only)		● (pair only)		
		Daikin Emura Design at its best, delivering superior efficiency and comfort	FTXJ-MW/S			● (pair only)	● (pair only)	● (pair only)		● (pair only)		
		Wall mounted unit Discreet, modern design for optimal efficiency and comfort thanks to 2 area intelligent eye	CTXM-M		● (multi only)							
			FTXM-M			●	●	●	●	●	●	●
		Wall mounted unit - Multi model applications Discreet wall mounted unit providing high efficiency and comfort	FTXP-KV			● (multi only)	● (multi only)	● (multi only)				
	Concealed ceiling	Concealed ceiling unit - Multi model applications Compact concealed ceiling unit, with a height of only 200mm	FDXM-F				● (multi only)	● (multi only)		● (multi only)	● (multi only)	
	Siesta Wall mounted	Siesta wall mounted unit Discreet, modern design for optimal efficiency and comfort thanks to 2 area intelligent eye	ATXM-M			● (multi only)	●	●		●		
		Siesta wall mounted unit - Multi model applications Discreet Siesta wall mounted unit providing high efficiency and comfort	ATXP-KV			● (multi only)	● (multi only)	● (multi only)				
R-410A	Wall mounted	Daikin Emura Design at its best, delivering superior efficiency and comfort	FTXG-LW/S			●	●	●		●		
		Wall mounted unit Discreet, modern design for optimal efficiency and comfort thanks to 2 area intelligent eye	CTXS-K		● (multi only)			● (multi only)				
			FTXS-K			●	●	●	●	●		
		Wall mounted unit For optimal efficiency and comfort, ideal for large rooms	FTXS-G								●	●
		Wall mounted unit Providing high efficiency and comfort	FTX-KV			●	●	●		● (pair only)	● (pair only)	● (pair only)
			FTX-J3			●	●	●				
			FTX-GV							● (pair only)	● (pair only)	● (pair only)
		Wall mounted unit For low energy consumption and pleasant comfort	FTXK-AW/S				● (pair only)	● (pair only)		● (pair only)	● (pair only)	
			FTXB-C			● (pair only)	● (pair only)	● (pair only)		● (pair only)	● (pair only)	

Refrigerant	Type	Model	Product name		15	20	25	35	42	50	60	71
R-410A	Floor standing	Nexura - floor standing unit with radiant heat panel Stylish floor standing unit with radiant heat panel for comfortable heat and very low noise	FVXG-K				●	●		●		
		Floor standing unit Floor standing unit for optimal heating comfort thanks to dual airflow	FVXS-F				●	●		●		
	Flexi type	Flexi type unit Flexible unit, ideal for rooms without false ceiling, can fit on either ceiling or wall	FLXS-B(9)				●	●		●	● (multi only)	
	Concealed ceiling	Slim concealed ceiling unit Compact concealed ceiling unit, with a height of only 200mm	FDXS-F(9)				●	●		●	●	
		Small concealed ceiling unit - Multi model applications Designed for hotel applications	FDBQ-B				● (multi only)					
R-410A	Siesta Wall mounted	Wall mounted unit Siesta, discreet, modern unit for optimal efficiency and comfort thanks to 2 area intelligent eye	ATXS-K			● (multi only)	●	●		●		
		Wall mounted unit Siesta, providing high efficiency and comfort	ATX-J3			●	●	●				
			ATX-KV			●	●	●				
		Wall mounted unit Siesta, offering good value for money and ensuring a steady supply of clean air	ATXN-NB9				● (pair only)	● (pair only)		● (pair only)	● (pair only)	
		Wall mounted unit Siesta, for low energy consumption and pleasant comfort	ATXB-C				● (pair only)	● (pair only)		● (pair only)	● (pair only)	
R-410A Designed for colder climates	Wall mounted	Daikin Emura Design at its best, delivering superior efficiency and comfort	FTXG-LW/S			● (pair only)	● (pair only)					
		Wall mounted unit Discreet, modern design for optimal efficiency and comfort thanks to 2 area intelligent eye	FTXLS-K3				● (pair only)	● (pair only)				
		Wall mounted unit Providing high efficiency and comfort	FTXL-JV				● (pair only)	● (pair only)				
	Floor standing	Nexura - floor standing unit with radiant heat panel Stylish floor standing unit with radiant heat panel for comfortable heat and very low noise	FVXG-K				● (pair only)	● (pair only)				
		Floor standing unit Floor standing unit for optimal heating comfort thanks to dual airflow	FVXS-F				● (pair only)	● (pair only)				
	Siesta Wall mounted	Wall mounted unit Siesta, providing high efficiency and comfort even at low ambient temperatures	ATXL-JV				● (pair only)	● (pair only)				

Products overview

Outdoor units

Refrigerant	Type	Model	Product name		20	25	35	40	42	50	52	60	68	71	80	90	4HP	5HP	6HP
R-32	Air cooled	Pair heat pump	RXZ-N			●	●			●									
			RXJ-M		●	●	●			●									
			RXM-M		●	●	●		●	●		●		●					
		Multi heat pump	2-port MXM-M					●		●									
			3-port MXM-M					●			●		●						
			4-port MXM-M										●		●				
			5-port MXM-M													●			
	Air cooled Siesta	Pair heat pump	ARXM-M			●	●			●									
		Multi heat pump	2-port AMXM-M					●		●									
			3-port AMXM-M								●								
R-410A	Air cooled	Pair heat pump	RXG-L		●	●	●			●									
			RXS-L(3)		●	●	●		●	●		●							
			RXS-F8											●					
			RX-K		●	●	●			●		●							
			RX-GV (B)							●		●		●					
			RXK-A			●	●			●		●							
			RXB-C		●	●	●			●		●							

Refrigerant	Type	Model	Product name		20	25	35	40	42	50	52	60	68	71	80	90	4HP	5HP	6HP
R-410A	Air cooled	Multi heat pump	2-port MXS-H					●		●									
			3-port MXS-K					●											
			3-port MXS-E								●								
			3-port MXS-G										●						
			4-port MXS-F										●						
			4-port MXS-E												●				
			5-port MXS-E													●			
			RXYSCQ-TV1														●	●	
			RXYSQ-TV1														●	●	●
R-410A	Air cooled Siesta	Pair heat pump	ARXS-L(3)			●	●			●									
			ARX-K		●	●	●												
			ARXN-NB9			●	●			●		●							
			ARXB-C			●	●			●		●							
		Multi heat pump	2-port AMX-G					●		●									
			3-port AMX-E								●								
R-410A Designed for colder climates	Air cooled	Pair heat pump down to -25°C	RXLG-M			●	●												
			RXLS-M			●	●												
			RXL-M3			●	●												
	Air cooled Siesta	Pair heat pump down to -25°C	ARXL-M			●	●												

Benefits overview

Split

		R-32													
		Wall mounted				Concealed ceiling	Siesta Wall mounted		Wall mounted						
		FTXZ-N	FTXJ-MW/S	C/FTXM-M	FTXP-KV	FDXM-F	ATXM-M	ATXP-KV	FTXG-LW/S	CTXS-K	FTXS-K	FTXS-G	FTX-KV	FTX-J3	FTX-GV
															
We care	Econo mode	•	•	•	•		•		•	•	•	•	•	•	
	2-area intelligent eye		•	•			•		•		• 35,42,50 class				
	3- area intelligent eye	•													
	Movement sensor			•			•			•	• 20,25 class	•			•
	Energy saving during operation standby	•	•	•	•		•		•	•	•		•	•	
	Home leave operation														•
	Night set mode		•	•	•		•		•	•	•	•	•	•	•
	Fan only	•	•	•	•	•	•		•	•	•	•	•	•	•
	Auto cleaning filter	•													
Comfort	Comfort mode	•	•	•	•		•		•	•	•	•	•	•	
	Powerful mode	•	•	•	•		•		•	•	•	•	•	•	•
	Auto cooling-heating changeover	•	•	•	•		•		•	•	•	•	•	•	•
	Whisper quiet (down to 19dBA)	•	•	•			•		•	•	•				
	Radiant heat														
	Indoor unit silent operation	•	•	•	•		•		•	•	•	•	•	•	•
	Comfortable sleeping mode	•													
	Outdoor unit silent operation	•	•	•			•		•	•	•	•		•	•
Air flow	3-D Air flow	•	•	•			•		•		• 35,42,50 class	•			•
	Vertical auto swing	•	•	•	•		•		•	•	•	•	•	•	•
	Horizontal auto swing	•	•	•			•		•		• 35,42,50 class	•			•
	Auto fan speed	•	•	•	•		•		•	•	•	•	•	•	•
	Fan speed steps	5	5	5			5		[5]	5	5	5	5	5	5
Humidity control	Ururu - humidification	•													
	Sarara - dehumidification	•													
	Dry programme		•	•	•	•	•		•	•	•	•	•	•	•
Air treatment	Flash streamer	•		•											
	Titanium photocatalytic air purification filter	•	•		•		•		•	•	•	•	•	•	•
	Photocatalytic deodorising filter														
	Air filter					•									
Remote control & timer	Online controller	•	•	•	•		•		•	•	•	•	•	•	•
	Weekly timer		•	•		•	•		•	•	•	•			
	24 Hour timer	•	•	•	•	•	•		•	•	•	•		•	•
	Infrared remote control	•	•	•	•	•	•		•	•	•	•	•	•	•
	Wired remote control		•	•		•	•		•	•	•	•	•	•	•
	Centralised remote control	•	•	•		•	•		•	•	•	•			•
Other functions	Auto-restart	•	•	•	•	•	•		•	•	•	•	•	•	•
	Self-diagnosis	•	•	•	•	•	•		•	•	•	•	•	•	•
	Multi model application			•	•	•	•		•	•	•	•	•	•	
	VRV for residential application								•	•	•	•			
	Guaranteed operation down to -25°C														

For explanation on the benefits, see the end of this catalogue.

R-410A												R-410A Designed for colder climates					
		Floor standing		Flexi type	Concealed ceiling		Siesta Wall mounted					Wall mounted			Floorstanding		Siesta Wall mounted
FTXK-AW/S	FTXB-C	FVXG-K	FVXS-F	FLXS-B(9)	FDXS-F(9)	FDBQ-B	ATXS-K	ATX-J3	ATX-KV	ATXN-NB9	ATXB-C	FTXG-LW/S	FTXLS-K3	FTXL-JV	FVXG-K	FVXS-F	ATXL-JV
	•	•	•				•	•	•		•	•	•		•	•	
							• 35,50 class					•	•				
							• 20,25 class										
	•						•	•	•		•	•	•				
				•		•											
•	•	•	•				•	•	•		•	•	•	•	•	•	
•	•	•	•	•	•	•	•	•	•	•	•	•	•	•	•	•	•
	•						•	•	•		•	•	•	•			•
•	•	•	•	•			•	•	•	•	•	•	•	•	•	•	•
•	•	•	•	•		•	•	•	•	•	•	•	•	•	•	•	•
	•	•				•	•			•	•	•	•		•		
		•													•		
•	•	•	•	•			•	•	•		•	•	•	•	•	•	
•	•									•	•						
		•	•	•			•	•				•	•		•	•	
							• 35,50 class					•	•				
•	•	•	•	•			•	•	•	•	•	•	•	•	•	•	•
							• 35,50 class					•	•				
•	•	•	•	•			•	•	•	•	•	•	•	•	•	•	•
3	3	5	5	5	3	2	5	5	5	5	3	5	5	5	5	5	5
•	•	•	•	•	•	•	•	•	•	•	•	•	•	•	•	•	•
		•	•				•	•	•			•	•	•	•	•	•
				•													
•	•			•	•	•				•	•						
		•	•	•			•	•	•			•	•	•	•	•	•
		•	•		• depending on controller	•	•					•	•		•	•	
•	•	•	•	•	• depending on controller		•	•		•	•	•	•	•	•	•	•
•	•	•	•	•	•		•	•	•	•	•	•	•	•	•	•	•
		•			•	•	•	•	•			•	•	•	•		•
		•	•	•	•		•					•	•		•	•	
	•	•	•	•	•	•	•	•	•	•	•	•	•	•	•	•	•
	•	•	•	•	•	•	•	•	•	•	•	•	•	•	•	•	•
		•	•	•	•	•	•	•	•			•			•	•	
		•	•	•		•						•			•	•	
		•	•									•	•	•			

*Note: blue cells contain preliminary data

Ururu Sarara

The best of the best



reddot design award
winner 2013

Why choose Ururu Sarara?

- First R-32 air to air heat pump in the European market at lowest environmental impact thanks to high energy efficiency and use of low GWP refrigerant.
- **Market leader in terms of seasonal efficiency.**
- Advanced technologies have been integrated to create the perfect indoor climate by controlling not only the room temperature but **also air quality and humidity**.

Benefits

› Low energy bill thanks to very high seasonal energy efficiency (A+++ in heating and cooling)
› Perfect indoor comfort thanks to 5 air treatment technologies and 3 area intelligent eye
› Optimal airflow distribution: cools down spaces in a fast, efficient and controllable way.
› Award winning design
› No need to clean filters thanks to self cleaning filter
› New remote control: user friendly with backlight and information on actual energy consumption
› As easy to install as any R-410A unit
› Wide operation range, from -20°C to +43°C
› Online controller: always in control, no matter where you are

Supporting tools

NEW Business portal

› Experience our new extranet that thinks with you at my.daikin.eu
› Find information in seconds via a powerful search
› Customise the options so you see only info relevant for you
› Access via mobile device or desktop

Internet

› Visit the website: www.daikineurope.com/for-your-home/needs/air-conditioning/ururu-sarara/index.jsp

Literature

› See all literature available on www.daikineurope.com/support-and-manuals/catalogues

5 air treatment techniques

Perfect indoor climate
› Cooling & heating
› Fresh air (ventilation)
› Ururu Humidification
› Sarara Dehumidification
› Air purification

Lowest environmental impact

› SEER and SCOP A+++
› Low GWP refrigerant R-32 R-32

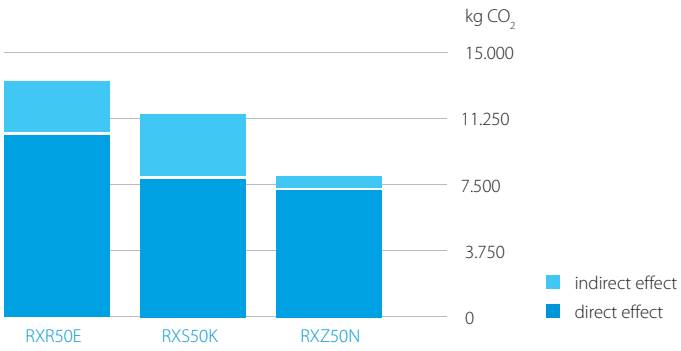

Perfect comfort thanks to 3 area intelligent eye:

› Air flow is sent to a zone other than where the person is located at that moment. Detection is done in 3 directions: left, front & right.
› If no people are detected, the unit automatically switches over to energy-efficient setting and eventually switches off.

Ururu Sarara

R-32

Wall mounted unit

Complete climate control with (de)humidification, air purification & ventilation with top efficiencies in heating & cooling

- SEER + SCOP = A+++ on the entire range
- No need to clean filters, thanks to the self cleaning filter
- Unique combination of humidification, dehumidification, ventilation, air purification and heating & cooling in 1 system
- 3 area intelligent eye: air flow is sent to a zone other than where the person is located at that moment. Detection is done in 3 directions: left, front and right. If no people are detected, the unit will automatically switch over to the energy-efficient setting
- Reddot design award winner 2013
- Online controller (optional): control your indoor from any location with an app, via your local network or internet
- First R-32 air-to-air heat pump in the European market



FTXZ-N



RXZ-N



ARC477A1











Efficiency data				FTXZ + RXZ	25N + 25N	35N + 35N	50N + 50N
Cooling capacity	Min./Nom./Max.			kW	0.6/2.5/3.9	0.6/3.5/5.3	0.6/5.0/5.8
Heating capacity	Min./Nom./Max.			kW	0.6/3.6/7.5	0.6/5.0/9.0	0.6/6.3/9.4
Power input	Cooling	Min./Nom./Max.		kW	0.11/0.41/0.88	0.11/0.66/1.33	0.11/1.10/1.60
	Heating	Min./Nom./Max.		kW	0.10/0.62/2.01	0.10/1.00/2.53	0.10/1.41/2.64
Seasonal efficiency (according to EN14825)	Cooling	Energy label			A+++		
		Pdesign		kW	2.50	3.50	5.00
		SEER			9.54	9.00	8.60
		Annual energy consumption		kWh	92	136	203
	Heating (Average climate)	Energy label			A+++		
		Pdesign		kW	3.50	4.50	5.60
		SCOP			5.90	5.73	5.50
		Annual energy consumption		kWh	831	1,100	1,427
Nominal efficiency	EER				6.10	5.30	4.55
	COP				5.80	5.00	4.47
	Annual energy consumption			kWh	205	330	550
	Energy label	Cooling/Heating			A/A		

Indoor unit				FTXZ	25N	35N	50N
Dimensions	Unit	HeightxWidthxDepth		mm	295x798x372		
Weight	Unit			kg	15		
Air filter	Type				Auto cleaning filter		
Fan - Air flow rate	Cooling	High/Nom./Low/ Silent operation		m^3/min	10.7/7.5/5.3/4.0	12.1/8.4/5.6/4.0	15.0/9.2/6.6/4.6
	Heating	High/Nom./Low/ Silent operation		m^3/min	11.7/8.6/6.7/4.8	13.3/9.2/6.9/4.8	14.4/10.7/7.7/5.9
Sound power level	Cooling			dBA	54	57	60
	Heating			dBA	56	57	59
Sound pressure level	Cooling	High/Nom./Low/ Silent operation		dBA	38/33/26/19	42/35/27/19	47/38/30/23
	Heating	High/Nom./Low/ Silent operation		dBA	39/35/28/19	42/36/29/19	44/38/31/24
Control systems	Infrared remote control				ARC477A1		
Power supply	Phase / Frequency / Voltage			Hz / V	1~ / 50 / 220-240		

Outdoor unit				RXZ	25N	35N	50N
Dimensions	Unit	HeightxWidthxDepth		mm	693x795x300		
Weight	Unit			kg	50		
Sound power level	Cooling			dBA	59	61	63
	Heating			dBA	59	61	64
Sound pressure level	Cooling	High		dBA	46	48	49
	Heating	High		dBA	46	48	50
Operation range	Cooling	Ambient	Min.~Max.	°CDB	-10~43		
	Heating	Ambient	Min.~Max.	°CWB	-20~18		
Refrigerant	Type/Charge kg-TCO^{2}Eq/GWP				R-32/1.34/0.9/675		
Piping connections	Liquid	OD		mm	6.35		
	Gas	OD		mm	9.5		
	Piping length	OU - IU	Max.	m	10		
	Level difference	IU - OU	Max.	m	8		
Power supply	Phase / Frequency / Voltage			Hz / V	1~ / 50 / 220-240		
Current - 50Hz	Maximum fuse amps (MFA)			A	16		

(1) EER/COP according to Eurovent 2012, for use outside EU only (2) MFA is used to select the circuit breaker and the ground fault circuit interrupter (earth leakage circuit breaker). For more detailed information on each combination, please refer to the electrical data drawing.

DAIKIN emura



Daikin Emura
Form. Function. Redesigned

Why choose Daikin Emura?

- Unique **design**
  Designed in Europe for Europe.
- High seasonal **efficiency**, further improved by energy saving techniques like weekly timer and intelligent eye
- Optimal **comfort** thanks to advanced technologies e.g. 2-area intelligent eye, whisper quiet operation and online controller

Supporting tools

NEW Business portal

› Experience our new extranet that thinks with you at my.daikin.eu
› Find information in seconds via a powerful search
› Customise the options so you see only info relevant for you
› Access via mobile device or desktop

Internet

› Visit the website: www.daikinemura.eu

Literature

› See all literature available on www.daikineurope.com/support-and-manuals/catalogues

Benefits

› A remarkable blend between iconic design and engineering excellence
› Stylish design in matt crystal white and silver
› The choice between R-32 and R-410A model
› Whisper quiet with sound levels down to 19 dBA
› Horizontal and vertical autoswing
› 2-area intelligent eye saves energy by reducing the set point if nobody is present and directs airflow away from people, thus avoiding cold draught
› Weekly timer
› Guaranteed operation down to -25°C (with RXLG-M)
› Connectable to pair, multi and (mini) VRV
› Online controller: Always in control no matter where you are

Unique design

Daikin is the only manufacturer offering a design model designed in Europe for the European market, using European technical and design standards to meet exactly with the customer's needs. Daikin Europe N.V. is also proud to announce that Daikin Emura has been awarded with several design awards.

Improved energy efficiency

Seasonal efficiency gives a more realistic indication on how efficient air conditioners operate over an entire heating or cooling season. The label includes multiple classifications from A+++ to G. Daikin Emura achieves high energy efficiencies:
› SEER up to A+++
› SCOP up to A++

Lowest environmental impact

› Possible to choose between an R-32 and R-410A model

R-32 R-410A

Comfort

› 2-Area intelligent eye: Air flow is sent to a zone other than where the person is located at that moment. If no people are detected, the unit will automatically switch over to the energy efficient setting.
› Whisper quiet: Daikin Emura is whisper quiet with sound levels down to 19dBA.



GOOD DESIGN
German Design Award SPECIAL MENTION 2015
Focus Open 2014 Silver
reddot award 2014 winner
iF DESIGN AWARD 2015

DAIKIN emura

R-32

Wall mounted unit

Design at its best, delivering superior efficiency and comfort

- Seasonal efficiency values up to A+++
- Choosing for an R-32 product, reduces the environmental impact with 68% compared to R-410A and leads directly to lower energy consumption thanks to its high energy efficiency
- Remarkable blend of iconic design and engineering excellence with an elegant finish in silver and anthracite or in matt crystal white
- Daikin Emura has been awarded with Reddot design award 2014 by an international jury, thanks to its excellent design
- Designed to perfectly balance technological leadership and the beauty of aerodynamics
- Online controller (optional): control your indoor from any location with an app, via your local network or internet
- Whisper quiet in operation: the operating of the unit can hardly be heard. The sound pressure level goes down to 19dBA!



Efficiency data				FTXJ + RXJ	20MW + 20L	20MS + 20L	25MW + 25L	25MS + 25L	35MW + 35L	35MS + 35L	50MW + 50L	50MS + 50L
Cooling capacity	Min./Nom./Max.			kW	1.30/2.30/2.80		0.90/2.40/3.30		0.90/3.50/4.10		1.40/4.80/5.50	
Heating capacity	Min./Nom./Max.			kW	1.30/2.50/4.30		0.90/3.20/4.70		0.90/4.00/5.10		1.10/5.80/7.00	
Power input	Cooling	Min./Nom./Max.		kW	0.320/0.495/0.760		0.230/0.507/0.820		0.230/0.855/1.360		0.270/1.432/1.950	
	Heating	Min./Nom./Max.		kW	0.310/0.500/1.120		0.180/0.700/1.340		0.180/0.990/1.480		0.240/1.590/2.120	
Seasonal efficiency (according to EN14825)	Cooling	Energy label			A+++				A++			
		Pdesign		kW	2.30		2.40		3.50		4.80	
		SEER			8.73		8.64		7.19		7.02	
		Annual energy consumption		kWh	92		97		170		239	
	Heating (Average climate)	Energy label			A++						A+	
		Pdesign		kW	2.10		2.70		3.00		4.60	
		SCOP			4.61		4.60				4.24	
		Annual energy consumption		kWh	638		822		913		1,505	
	Required back up heating capacity at design conditions				0.30		0.52		0.39		0.44	
Nominal efficiency	EER				4.64		4.73		4.09		3.35	
	COP				5.00		4.57		4.04		3.65	
	Annual energy consumption			kWh	248		254		428		716	
	Energy label	Cooling/Heating			A/A							

Indoor unit				FTXJ	20LW	20LS	25LW	25LS	35LW	35LS	50LW	50LS
Dimensions	Unit	HeightxWidthxDepth		mm	303x998x212							
Weight	Unit			kg	12							
Air filter	Type				Removable / washable / mildew proof							
Fan - Air flow rate	Cooling	High/Nom./Low/Silent operation		m^3/min	8.9/6.6/4.4/2.6				10.9/7.8/4.8/2.9		10.9/8.9/6.8/3.6	
	Heating	High/Nom./Low/Silent operation		m^3/min	10.2/8.4/6.3/3.8		11.0/8.6/6.3/3.8		12.4/9.6/6.9/4.1		12.6/10.5/8.1/5.0	
Sound power level	Cooling			dBA	54				59		60	
	Heating			dBA	56				59		60	
Sound pressure level	Cooling	High/Nom./Low/Silent operation		dBA	38/32/25/19				45/34/26/20		46/40/35/32	
	Heating	High/Nom./Low/Silent operation		dBA	40/34/28/19		41/34/28/19		45/37/29/20		47/41/35/32	
Control systems	Infrared remote control				ARC466A9							
Power supply	Phase / Frequency / Voltage			Hz / V	1~ / 50 / 220-240							

Outdoor unit				RXJ	20L	25L	35L	50L
Dimensions	Unit	HeightxWidthxDepth		mm	550x765x285			735x825x300
Weight	Unit			kg	34			44
Sound power level	Cooling			dBA	61		63	
	Heating			dBA	62		63	
Sound pressure level	Cooling	High/Silent operation		dBA	46/43		48/45	
	Heating	High/Silent operation		dBA	47/44		48/45	
Operation range	Cooling	Ambient	Min.~Max.	°CDB	-10~46			
	Heating	Ambient	Min.~Max.	°CWB	-15~20			
Refrigerant	Type/Charge kg-TCO^{2}Eq/GWP				R-32/0.9/0.6/675			R-32/1.30/0.9/675
Piping connections	Liquid	OD		mm	6.35			
	Gas	OD		mm	9.5			12.7
	Piping length	OU - IU	Max.	m	20			30
		System	Chargeless	m	10			
	Additional refrigerant charge			kg/m	0.02 (for piping length exceeding 10m)			
	Level difference	IU - OU	Max.	m	15			20
Power supply	Phase / Frequency / Voltage			Hz / V	1~ / 50 / 220-240			
Current - 50Hz	Maximum fuse amps (MFA)			A	10			15

*Note: blue cells contain preliminary data

(1) EER/COP according to Eurovent 2012, for use outside EU only (2) MFA is used to select the circuit breaker and the ground fault circuit interrupter (earth leakage circuit breaker). For more detailed information on each combination, please refer to the electrical data drawing.

R-32

Wall mounted unit

Discreet, modern design for optimal efficiency and comfort thanks to 2 area intelligent eye

- Seasonal efficiency values up to A+++
- The unit's curved and modern design makes it blend beautifully into any interior décor
- Powerful air purification increases indoor air quality with Daikin Flash Streamer technology
- 2-area intelligent eye: air flow is sent to a zone other than where the person is located at that moment; if no people are detected, the unit will automatically switch over to the energy-efficient setting. (35,42,50 class)
- Online controller (optional): control your indoor from any location with an app, via your local network or internet
- Choosing for an R-32 product, reduces the environmental impact with 68% compared to R-410A and leads directly to lower energy consumption thanks to its high energy efficiency



FTXM20-42M

Efficiency data				FTXM + RXM	*20M + 20M	*25M + 25M	*35M + 35M	*42M + 42M	*50M + 50M	*60M + 60M	*71M + 71M
Cooling capacity	Min./Nom./Max.			kW	-/2.0/-	-/2.5/-	-/3.4/-	1.7/4.2/5.0	1.7/5.02/5.3	-/6.00/-	-/7.10/-
Heating capacity	Min./Nom./Max.			kW	-/2.5/-	-/2.8/-	-/4.0/-	1.7/5.4/6.0	1.7/5.8/6.5	-/7.00/-	-/8.20/-
Power input	Cooling	Nom.		kW	0.44	0.56	0.80	1.12	1.36	1.77	2.34
	Heating	Nom.		kW	0.50	0.56	0.99	1.31	1.45	1.94	2.57
Seasonal efficiency (according to EN14825)	Cooling	Energy label			A+++			A++			
		Pdesign		kW	2.00	2.50	3.40	4.20	5.00	6.00	6.80
		SEER			8.53	8.52	8.51	7.50	7.33	6.90	6.11
		Annual energy consumption		kWh	83	103	140	196	239	304	390
	Heating (Average climate)	Energy label			A+++			A++		A+	A
		Pdesign		kW	2.30	2.40	2.50	4.00	4.60		6.20
		Annual energy consumption		kWh	632	659	686	1,217	1,400	1,498	2,278
Nominal efficiency	EER				4.57	4.50	4.23	3.75	3.68	3.39	3.03
	COP				5.00		4.04	4.12	4.00	3.61	3.19
	Annual energy consumption			kWh	219	278	402	560	682	885	1,172
	Energy label	Cooling/Heating			A/A						B/D

Indoor unit				FTXM	*20M	*25M	*35M	*42M	*50M	*60M	*71M
Dimensions	Unit	HeightxWidthxDepth		mm	297x810x270				299x1,040x289		
Weight	Unit			kg	9				13		
Fan - Air flow rate	Cooling	High		m^3/min	10.2			12.8	17.5	19.1	20.5
Sound power level	Cooling			dBA	57			59	60	61	62
Sound pressure level	Cooling	High/Nom./Low/ Silent operation		dBA	41/33/25/19			45/39/33/21	46/42/37/34	48/44/39/36.000	50/46/41/38
Power supply	Phase / Frequency / Voltage			Hz / V	1~ / 50 / 220-240						

Outdoor unit				RXM	*20M	*25M	*35M	*42M	*50M	*60M	*71M
Dimensions	Unit	HeightxWidthxDepth		mm	550x765x285			735x825x300			735x870x320
Weight	Unit			kg	31.5			44			
Sound power level	Cooling			dBA	59		61	63			66
Sound pressure level	Cooling	High/Silent operation		dBA	-/-			48/44			47/-
Power supply	Phase / Frequency / Voltage			Hz / V	1~ / 50 / 220-240						
Operation range	Cooling	Ambient	Min.~Max.	°CDB	-10~46						
	Heating	Ambient	Min.~Max.	°CWB	-15~24						
Refrigerant	Type/Charge kg-TCO^{2}Eq/GWP				R-32/1.2/0.8/675		R-32/1.4/1.0/675	R-32/1.3/0.9/675	R-32/1.5/1.0/675		R-32/1.7/1.1/675
Piping connections	Piping length	OU - IU	Max.	m	-						
	Level difference	IU - OU	Max.	m	-						
Current - 50Hz	Maximum fuse amps (MFA)			A	-						

*Note: blue cells contain preliminary data

EER/COP according to Eurovent 2012, for use outside EU only | Nominal efficiency: cooling at 35°/27° nominal load, heating at 7°/20° nominal load

R-32

Wall mounted unit

Discreet wall mounted unit providing high efficiency and comfort

- Discreet, stylish front panel blends easily with the wall, and matches all interior décors
- Online controller (optional): control your indoor from any location with an app, via your local network or internet
- Choosing for an R-32 product, reduces the environmental impact with 68% compared to R-410A and leads directly to lower energy consumption thanks to its high energy efficiency
- Dry programme allows humidity levels to be reduced without variations in room temperature
- Up to 2 indoor units can be connected to 1 multi outdoor unit; all indoor units are individually controllable and do not need to be installed in the same room or at the same time



FTXP20-35KV

Indoor unit					FTXP	*20KV	*25KV	*35KV
Dimensions	Unit	HeightxWidthxDepth			mm	286x770x225		
Weight	Unit				kg	8		
Air filter	Type					Removable / washable / mildew proof		
Fan - Air flow rate	Cooling	High/Nom./Low/Silent operation			m^3/min	9.9/7.8/5.8/4.8	10.4/8.0/6.1/4.8	11.8/8.2/6.3/4.9
	Heating	High/Nom./Low/Silent operation			m^3/min	10.9/8.5/6.4/5.2	11.1/8.5/6.7/5.2	12.8/8.5/6.9/5.2
Sound power level	Cooling				dBA	55		58
	Heating				dBA	55		58
Sound pressure level	Cooling	High/Nom./Low/Silent operation			dBA	39/33/25/20	40/33/26/20	43/34/27/20
	Heating	High/Nom./Low/Silent operation			dBA	39/34/28/23	40/34/28/23	43/35/29/26
Power supply	Phase / Frequency / Voltage				Hz / V	1~ / 50 / 220-240		
Control systems	Infrared remote control					ARC480A11		
	Wired remote control					BRC073 / BRC944B2		

Outdoor unit					
Dimensions	Unit	HeightxWidthxDepth			mm
Weight	Unit				kg
Sound power level	Cooling				dBA
Sound pressure level	Cooling	Nom.			dBA
	Heating	Nom.			dBA
Operation range	Cooling	Ambient	Min.~Max.		°CDB
	Heating	Ambient	Min.~Max.		°CWB
Refrigerant	Type/Charge kg-TCO$_2$Eq/GW				
Piping connections	Liquid	OD			mm
	Gas	OD			mm
	Piping length	OU - IU	Max.		m
	Additional refrigerant charge				kg/m
	Level difference	IU - OU	Max.		m
		IU - IU	Max.		m
Power supply	Phase / Frequency / Voltage				Hz / V
Current - 50Hz	Maximum fuse amps (MFA)				A

only available in multi model application

(1) MFA is used to select the circuit breaker and the ground fault circuit interrupter (earth leakage circuit breaker). For more detailed information on each combination, please refer to the electrical data drawing.

*Note: blue cells contain preliminary data

R-32

Concealed ceiling unit

Compact concealed ceiling unit, with a height of only 200mm

- Compact dimensions, can easily be mounted in a ceiling void of only 240mm



- Discretely concealed in the ceiling: only the suction and discharge grilles are visible
- Choosing for an R-32 product, reduces the environmental impact with 68% compared to R-410A and leads directly to lower energy consumption thanks to its high energy efficiency
- Low energy consumption thanks to DC fan motor
- Medium external static pressure up to 40Pa facilitates unit use with flexible ducts of varying lengths



FDXM25-35F







Indoor unit				FDXM	25F	35F	50F	60F
Dimensions	Unit	HeightxWidthxDepth		mm	200x750x620		200x1,150x620	
Weight	Unit			kg	21		30	
Air filter	Type				Removable / washable / mildew proof			
Fan - Air flow rate	Cooling	High/Nom./Low		m^3/min	8.7/8.0/7.3		12.0/11.0/10.0	16.0/14.8/13.5
	Heating	High/Nom./Low		m^3/min	8.7/8.0/7.3		16.0/14.8/13.5	
Fan - External static pressure	Nom./Maximum available/High			Pa	30/-		40/-	
Sound power level	Cooling			dBA	53		55	56
	Heating			dBA	53		55	56
Sound pressure level	Cooling	High/Nom./Low		dBA	35/33/27		38/36/30	38/35/30
	Heating	High/Nom./Low		dBA	35/33/27		38/36/30	
Power supply	Phase / Frequency / Voltage			Hz / V	1~ / 50 / 230		1~ / 50 / 220-240	
Control systems	Infrared remote control				BRC4C65			
	Wired remote control				BRC1D52			

Outdoor unit					
Dimensions	Unit	HeightxWidthxDepth		mm	only available in multi model application
Weight	Unit			kg	
Sound power level	Cooling			dBA	
Sound pressure level	Cooling	Nom.		dBA	
	Heating	Nom.		dBA	
Operation range	Cooling	Ambient	Min.~Max.	°CDB	
	Heating	Ambient	Min.~Max.	°CWB	
Refrigerant	Type/Charge kg-TCO^2Eq/GWP				
Piping connections	Liquid	OD		mm	
	Gas	OD		mm	
	Piping length	OU - IU	Max.	m	
	Additional refrigerant charge			kg/m	
	Level difference	IU - OU	Max.	m	
		IU - IU	Max.	m	
Power supply	Phase / Frequency / Voltage			Hz / V	
Current - 50Hz	Maximum fuse amps (MFA)			A	

*Note: blue cells contain preliminary data

R-32

Multi model application

- Outdoor units for multi model application.
- Outdoor units are fitted with a swing compressor, renowned for its low noise and high energy efficiency
- Up to 5 indoor units can be connected to 1 multi outdoor unit; all indoor units are individually controllable and do not need to be installed in the same room or at the same time; they operate simultaneously within the same cooling or heating mode
- Different types of indoor units can be connected: e.g. wall mounted units, concealed ceiling units
- Choosing for an R-32 product, reduces the environmental impact with 68% compared to R-410A and leads directly to lower energy consumption thanks to its high energy efficiency

CONNECTABLE INDOOR UNITS	Wall mounted															Concealed ceiling			
	CTXM-M	FTXM-M							FTXJ-L				FTXP-K			FDXM-F			
	15	20	25	35	42	50	60	71	20	25	35	50	20	25	35	25	35	50	60
2MXM40M2V1B	●	●	●	●					●	●	●		●	●	●	●	●		
2MXM50M2V1B	●	●	●	●	●	●			●	●	●	●	●	●	●	●	●	●	
3MXM40M2V1B	●	●	●	●					●	●	●					●	●		
3MXM52M2V1B	●	●	●	●	●	●			●	●	●	●				●	●	●	
3MXM68M2V1B	●	●	●	●	●	●	●		●	●	●	●				●	●	●	●
4MXM68M2V1B	●	●	●	●	●	●	●		●	●	●	●				●	●	●	●
4MXM80M2V1B	●	●	●	●	●	●	●	●	●	●	●	●				●	●	●	●
5MXM90M2V1B	●	●	●	●	●	●	●	●	●	●	●	●				●	●	●	●

*Note: blue cells contain preliminary data

Outdoor unit					*2MXM40M	*2MXM50M	*3MXM40M	*3MXM52M	*3MXM68M	*4MXM68M	*4MXM80M	*5MXM90M
Dimensions	Unit	HeightxWidthxDepth		mm	550x765x285		735x870x320					
Weight	Unit			kg	-							
Sound power level	Cooling			dBA	60	61	59		61		62	66
Sound pressure level	Cooling	Nom.		dBA	46	48	46		48			52
	Heating	Nom.		dBA	48	50	47		48	49		52
Power supply	Phase / Frequency / Voltage			Hz / V	1~ / 50 / 220-240							
Operation range	Cooling	Ambient	Min.~Max.	°CDB	-10~46							
	Heating	Ambient	Min.~Max.	°CWB	-15~24							
Refrigerant	Type/Charge kg-TCO^{2}Eq/GWP				/-/-/							
Piping connections	Piping length	OU - IU	Max.	m	20		25					
	Level difference	IU - OU	Max.	m	15							
Current - 50Hz	Maximum fuse amps (MFA)			A	-							

*Note: blue cells contain preliminary data

R-32

Siesta

Wall mounted unit

Discreet, modern Siesta unit for optimal efficiency and comfort thanks to 2 area intelligent eye

- Seasonal efficiency values up to A+++
- The unit's curved and modern design makes it blend beautifully into any interior décor
- Powerful air purification increases indoor air quality with Daikin Flash Streamer technology
- 2-area intelligent eye: air flow is sent to a zone other than where the person is located at that moment; if no people are detected, the unit will automatically switch over to the energy-efficient setting. (35,42,50 class)
- Online controller (optional): control your indoor from any location with an app, via your local network or internet
- Choosing for an R-32 product, reduces the environmental impact with 68% compared to R-410A and leads directly to lower energy consumption thanks to its high energy efficiency



ATXM20-35M

Efficiency data				ATXM + ARXM		25M + 25M	35M + 35M	50M + 50M
Cooling capacity	Min./Nom./Max.			kW	Only available in multi model application	-/2.5/-	-/3.40/-	1.7/5.02/5.3
Heating capacity	Min./Nom./Max.			kW		-/2.8/-	-/4.00/-	1.7/5.8/6.5
Power input	Cooling	Nom.		kW		0.57	0.80	1.46
	Heating	Nom.		kW		0.56	0.99	1.53
Seasonal efficiency (according to EN14825)	Cooling	Energy label				A+++		A++
		Pdesign		kW		2.50	3.40	5.00
		SEER				8.50		7.31
		Annual energy consumption		kWh		103	140	239
	Heating (Average climate)	Energy label				A+++		A++
		Pdesign		kW		2.40	2.50	4.60
		Annual energy consumption		kWh		659	686	1,400
Nominal efficiency	EER					4.39	4.09	3.45
	COP					5.00	4.04	3.79
	Annual energy consumption			kWh		285	402	728
	Energy label	Cooling/Heating				A/A		

Indoor unit				ATXM	*20M	25M	35M	50M
Dimensions	Unit	HeightxWidthxDepth		mm	297x810x270	297x810x270		299x1,040x289
Weight	Unit			kg	9	9		13
Fan - Air flow rate	Cooling	High		m^3/min	9.9	10.4	11.8	17.5
Sound power level	Cooling			dBA	58	58	59	60
Sound pressure level	Cooling	High/Nom./Low/ Silent operation		dBA	40/32/24/19	41/33/25/19	45/37/29/19	46/42/37/34
Power supply	Phase / Frequency / Voltage			Hz / V	1~ / 50 / 220-240	1~ / 50 / 220-240		

Outdoor unit				ARXM		25M	35M	50M
Dimensions	Unit	HeightxWidthxDepth		mm	Only available in multi model application	550x765x285		735x825x300
Weight	Unit			kg		31.5		44
Sound power level	Cooling			dBA		59	61	63
Sound pressure level	Cooling	High/Silent operation		dBA		-/-		48/44
Power supply	Phase / Frequency / Voltage			Hz / V		1~ / 50 / 220-240		
Operation range	Cooling	Ambient	Min.~Max.	°CDB		-10~46		
	Heating	Ambient	Min.~Max.	°CWB		-15~24		
Refrigerant	Type/Charge kg-TCO^{2}Eq/GWP					R-32/1.2/0.8/675		R-32/1.5/1.0/675
Piping connections	Piping length	OU - IU	Max.	m		-		
	Level difference	IU - OU	Max.	m		-		
Current - 50Hz	Maximum fuse amps (MFA)			A		-		

*Note: blue cells contain preliminary data

EER/COP according to Eurovent 2012, for use outside EU only | Nominal efficiency: cooling at 35°/27° nominal load, heating at 7°/20° nominal load | Contains fluorinated greenhouse gases

R-32

Siesta

Wall mounted unit

Discreet Siesta wall mounted unit providing high efficiency and comfort

- Discreet, stylish front panel blends easily with the wall, and matches all interior décors
- Online controller (optional): control your indoor from any location with an app, via your local network or internet
- Dry programme allows humidity levels to be reduced without variations in room temperature
- Choosing for an R-32 product, reduces the environmental impact with 68% compared to R-410A and leads directly to lower energy consumption thanks to its high energy efficiency



ATX2P0-35KV

Indoor unit				**ATXP**	***20KV**	***25KV**	***35KV**
Dimensions	Unit	HeightxWidthxDepth		mm	286x770x225		
Weight	Unit			kg	8		
Air filter	Type				Removable / washable / mildew proof		
Fan - Air flow rate	Cooling	High/Nom./Low/Silent operation		m^3/min	9.9/7.8/5.8/4.8	10.4/8.0/6.1/4.8	11.8/8.2/6.3/4.9
	Heating	High/Nom./Low/Silent operation		m^3/min	10.9/8.5/6.4/5.2	11.1/8.5/6.7/5.2	12.8/8.5/6.9/5.2
Sound power level	Cooling			dBA	55		58
	Heating			dBA	55		58
Sound pressure level	Cooling	High/Nom./Low/Silent operation		dBA	39/33/25/20	40/33/26/20	43/34/27/20
	Heating	High/Nom./Low/Silent operation		dBA	39/34/28/23	40/34/28/23	43/35/29/26
Power supply	Phase / Frequency / Voltage			Hz / V	1~ / 50 / 220-240		
Control systems	Infrared remote control				ARC480A11		
	Wired remote control				BRC944B2 / BRC073		

Outdoor unit					
Dimensions	Unit	HeightxWidthxDepth		mm	only available in multi model application
Weight	Unit			kg	
Sound power level	Cooling			dBA	
Sound pressure level	Cooling	Nom.		dBA	
	Heating	Nom.		dBA	
Operation range	Cooling	Ambient	Min.~Max.	°CDB	
	Heating	Ambient	Min.~Max.	°CWB	
Refrigerant	Type/Charge kg-TCO^{2}Eq/GW				
Piping connections	Liquid	OD		mm	
	Gas	OD		mm	
	Piping length	OU - IU	Max.	m	
	Additional refrigerant charge			kg/m	
	Level difference	IU - OU	Max.	m	
		IU - IU	Max.	m	
Power supply	Phase / Frequency / Voltage			Hz / V	
Current - 50Hz	Maximum fuse amps (MFA)			A	

(1) MFA is used to select the circuit breaker and the ground fault circuit interrupter (earth leakage circuit breaker). For more detailed information on each combination, please refer to the electrical data drawing.

*Note: blue cells contain preliminary data

R-32

Siesta

Multi model application

› Outdoor units for multi model application.
› Outdoor units are fitted with a swing compressor, renowned for its low noise and high energy efficiency
› Up to 3 indoor units can be connected to 1 multi outdoor unit; all indoor units are individually controllable and do not need to be installed in the same room or at the same time
› Choosing for an R-32 product, reduces the environmental impact with 68% compared to R-410A and leads directly to lower energy consumption thanks to its high energy efficiency

CONNECTABLE INDOOR UNITS	Wall mounted						
	ATXM-M				ATXP-KV		
	20	25	35	50	20	25	35
2AMXM40M2V1B	●	●	●		●	●	●
2AMXM50M2V1B	●	●	●	●	●	●	●
3AMXM52M2V1B	●	●	●	●			

*Note: blue cells contain preliminary data

Outdoor unit					2AMXM40M	2AMX50M	3AMXM52M
Dimensions	Unit	HeightxWidthxDepth		mm	550x765x285		735x870x320
Weight	Unit			kg	-		
Sound power level	Cooling			dBA	60	61	59
Sound pressure level	Cooling	Nom.		dBA	46	48	46
	Heating	Nom.		dBA	48	50	47
Power supply	Phase / Frequency / Voltage			Hz / V	1~ / 50 / 220-240		
Operation range	Cooling	Ambient	Min.~Max.	°CDB	-10~46		
	Heating	Ambient	Min.~Max.	°CWB	-15~24		
Refrigerant	Type/Charge kg-TCO^{2}Eq/GWP				R-32/-/-/675		
Piping connections	Piping length	OU - IU	Max.	m	20		25
	Level difference	IU - OU	Max.	m	15		
Current - 50Hz	Maximum fuse amps (MFA)			A	-		

*Note: blue cells contain preliminary data



Wall mounted unit

Design at its best, delivering superior efficiency and comfort

- Seasonal efficiency values up to A+++
- Remarkable blend of iconic design and engineering excellence with an elegant finish in silver and anthracite or in matt crystal white
- Daikin Emura has been awarded with Reddot design award 2014 by an international jury, thanks to its excellent design
- Designed to perfectly balance technological leadership and the beauty of aerodynamics
- Online controller (optional): control your indoor from any location with an app, via your local network or internet
- Whisper quiet in operation: the operating of the unit can hardly be heard. The sound pressure level goes down to 19dBA!



Efficiency data				FTXG + RXG	20LW + 20L	20LS + 20L	25LW + 25L	25LS + 25L	35LW + 35L	35LS + 35L	50LW + 50L	50LS + 50L
Cooling capacity	Min./Max.			kW	1.3/2.8		1.3/3.0		1.4/3.8		1.7/5.3	
Heating capacity	Min./Max.			kW	1.3/4.3		1.3/4.5		1.4/5.0		1.7/6.5	
Power input	Cooling	Min./Nom./Max.		kW	0.320/0.501/0.760		0.320/0.523/0.820		0.350/0.882/1.190		0.370/1.360/1.880	
	Heating	Min./Nom./Max.		kW	0.310/0.500/1.120		0.310/0.769/1.320		0.320/0.985/1.490		0.310/1.589/2.490	
Seasonal efficiency (according to EN14825)	Cooling	Energy label			A+++				A++			
		Pdesign		kW	2.30		2.40		3.50		4.80	
		SEER			8.52		8.50		7.00		6.70	
		Annual energy consumption		kWh	94		99		175		251	
	Heating (Average climate)	Energy label			A++						A+	
		Pdesign		kW	2.10		2.70		3.00		4.60	
		SCOP			4.60						4.24	
		Annual energy consumption		kWh	639		821		913		1,519	
Nominal efficiency	EER				4.59				3.97		3.53	
	COP				5.00		4.42		4.06		3.65	
	Annual energy consumption			kWh	250.5		261.5		441		680	
	Energy label	Cooling/Heating			A/A							

Indoor unit				FTXG	20LW	20LS	25LW	25LS	35LW	35LS	50LW	50LS
Dimensions	Unit	HeightxWidthxDepth		mm	303x998x212							
Weight	Unit			kg	12							
Air filter	Type				Removable / washable / mildew proof							
Fan - Air flow rate	Cooling	High/Nom./Low/ Silent operation		m^3/min	8.9/6.6/4.4/2.6				10.9/7.8/4.8/2.9		10.9/8.9/6.8/3.6	
	Heating	High/Nom./Low/ Silent operation		m^3/min	10.2/8.4/6.3/3.8		11.0/8.6/6.3/3.8		12.4/9.6/6.9/4.1		12.6/10.5/8.1/5.0	
Sound power level	Cooling			dBA	54				59		60	
	Heating			dBA	56				59		60	
Sound pressure level	Cooling	High/Nom./Low/ Silent operation		dBA	38/32/25/19				45/34/26/20		46/40/35/25	
	Heating	High/Nom./Low/ Silent operation		dBA	40/34/28/19		41/34/28/19		45/37/29/20		47/41/35/25	
Control systems	Infrared remote control				ARC466A1							
Power supply	Phase / Frequency / Voltage			Hz / V	1~ / 50 / 220-240							

Outdoor unit				RXG	20L	25L	35L	50L
Dimensions	Unit	HeightxWidthxDepth		mm	550x765x285			735x825x300
Weight	Unit			kg	35			48
Sound power level	Cooling			dBA	61		63	
	Heating			dBA	62		63	
Sound pressure level	Cooling	High/Silent operation		dBA	46/43		48/44	
	Heating	High/Silent operation		dBA	47/44		48/45	48/44
Operation range	Cooling	Ambient	Min.~Max.	°CDB	-10~46			
	Heating	Ambient	Min.~Max.	°CWB	-15~18			
Refrigerant	Type/Charge kg-TCO^{2}Eq/GWP				R-410A/1.05/2.2/2,087.5			R-410A/1.6/3.3/2,087.5
Piping connections	Liquid	OD		mm	6.35			
	Gas	OD		mm	9.5			12.7
	Piping length	OU - IU	Max.	m	20			30
		System	Chargeless	m	10			
	Additional refrigerant charge			kg/m	0.02 (for piping length exceeding 10m)			
	Level difference	IU - OU	Max.	m	15			20
Power supply	Phase / Frequency / Voltage			Hz / V	1~ / 50 / 220-240			
Current - 50Hz	Maximum fuse amps (MFA)			A	16			20

(1) EER/COP according to Eurovent 2012, for use outside EU only (2) MFA is used to select the circuit breaker and the ground fault circuit interrupter (earth leakage circuit breaker). For more detailed information on each combination, please refer to the electrical data drawing.

Wall mounted unit

Discreet, modern design for optimal efficiency and comfort thanks to 2 area intelligent eye

- Discreet, modern design. Its smooth curve blends beautifully with the wall resulting in an unobtrusive presence that matches all interior décors.
- High quality matt crystal white finish
- Whisper quiet in operation: the operating of the unit can hardly be heard. The sound pressure level goes down to 19dBA!
- Ideal for installation in bedrooms (20,25 class) and larger or irregular shaped living areas (35,42,50 class)
- 2 area intelligent eye: air flow is sent to a zone other than where the person is located at that moment; if no people are detected, the unit will automatically switch over to the energy-efficient setting.
- Online controller (optional): control your indoor unit from any location with an app, via your local network or internet



C/FTXS-K



RXS20-42L(3)



ARC466A6

Efficiency data				FTXS + RXS		20K + 20L3	25K + 25L3	35K + 35L3	42K + 42L	50K + 50L	60G + 60L	71G + 71F8
Cooling capacity	Min./Nom./Max.			kW	Only available in multi model application	-/2.00/-	-/2.5/-	1.4/3.5/4.0	1.7/4.20/5.0	1.7/5.00/5.3	1.7/6.0/6.7	2.3/7.10/8.5
Heating capacity	Min./Nom./Max.			kW		1.3/2.5/4.3	1.3/2.8/4.7	1.4/4.00/5.2	1.7/5.40/6.0	1.7/5.80/6.5	1.7/7.0/8.0	2.3/8.20/10.2
Power input	Cooling	Min./Nom./Max.		kW		0.320/0.455 /0.760	0.320/0.593 /1.000	0.350/0.860 /1.190	0.320/1.253 /2.330	0.350/1.506 /1.810	0.440/1.990 /2.400	0.570/2.350 /3.200
	Heating	Min./Nom./Max.		kW		0.310/0.530 /1.120	0.310/0.600 /1.410	0.340/0.840 /1.460	0.400/1.310 /1.980	0.300/1.450 /2.000	0.400/2.040 /2.810	0.520/2.550 /3.820
Seasonal efficiency (according to EN14825)	Cooling	Energy label				A++					A	
		Pdesign		kW		2.00	2.50	3.50	4.20	5.00	6.00	7.10
		SEER				7.40	7.90	7.47	6.80		5.58	5.28
		Annual energy consumption		kWh		95	111	164	216	257	376	471
	Heating (Average climate)	Energy label				A++			A+		A	
		Pdesign		kW		2.30	2.50	3.60	4.00	4.60	4.80	6.20
		SCOP				4.77	4.78	4.85	4.20		3.89	3.81
		Annual energy consumption		kWh		675	732	1,039	1,334	1,535	1,728	2,276
Nominal efficiency	EER					4.39	4.21	3.89	3.35	3.32	3.02	
	COP					4.72	4.67	4.76	4.12	4.00	3.43	3.22
	Annual energy consumption			kWh		228	297	450	627	753	995	1,175
	Energy label	Cooling/Heating				A/A					B/B	B/C

Indoor unit			FTXS	CTXS15K	CTXS35K	20K	25K	35K	42K	50K	60G	71G
Dimensions	Unit	HeightxWidthxDepth	mm	289x780x215				298x900x215			290x1,050x250	
Weight	Unit		kg	8				11			12	
Air filter	Type			Removable / washable / mildew proof								
Fan - Air flow rate	Cooling	High/Nom./Low/ Silent operation	m^3/min	7.9/6.3/ 4.7/3.9	9.2/7.2/ 5.2/3.9	8.8/6.7/ 4.7/3.9	9.1/7.0/ 5.0/3.9	11.2/8.5/ 5.8/4.1	11.2/9.1/ 7.0/4.1	11.9/9.6/ 7.4/4.5	16.0/16.0/ 11.3/10.1	17.2/17.2/ 11.5/10.5
	Heating	High/Nom./Low/ Silent operation	m^3/min	9.0/7.5/ 6.0/4.3	10.1/8.1/ 6.3/4.3	9.5/7.8/ 6.0/4.3	10.0/8.0/ 6.0/4.3	12.1/9.3/ 6.5/4.2	12.4/10.0/ 7.8/5.2	13.3/10.8/ 8.4/5.5	17.2/14.9/ 12.6/11.3	19.5/16.7/ 14.2/12.6
Sound power level	Cooling		dBA	55	59	58		59		60		63
	Heating		dBA	58				59		60	59	62
Sound pressure level	Cooling	High/Nom./Low/ Silent operation	dBA	37/31/25/21	42/35/28/21	40/32/24/19	41/33/25/19	45/37/29/19	45/39/33/21	46/40/34/23	45/41/36/33	46/42/37/34
	Heating	High/Nom./Low/ Silent operation	dBA	38/33/28/21	41/36/30/21	40/34/27/19	41/34/27/19	45/39/29/19	45/39/33/22	47/40/34/24	44/40/35/32	46/42/37/34
Control systems	Infrared remote control			-		ARC466A6		ARC466A9			ARC452A3	
Power supply	Phase / Frequency / Voltage		Hz / V	1~ / 50 / 220-240								

Outdoor unit				RXS		20L3	25L3	35L3	42L	50L	60L	71F8
Dimensions	Unit	HeightxWidthxDepth		mm	Only available in multi model application	550x765x285				735x825x300		770x900x320
Weight	Unit			kg		34			39	47	48	71
Sound power level	Cooling			dBA		59		61		62		65
	Heating			dBA		58	59	61		62		66
Sound pressure level	Cooling	High/Low/Silent operation		dBA		46/-/43		48/-/44		48/44/-	49/46/-	52/-/49
	Heating	High/Low/Silent operation		dBA		47/-/44		48/-/45		48/45/-	49/46/-	52/-/49
Operation range	Cooling	Ambient	Min.~Max.	°CDB		-10~46						
	Heating	Ambient	Min.~Max.	°CWB		-15~18						
Refrigerant	Type/Charge kg-TCO^{2}Eq/GWP					R-410A/1.0/2.1/2,087.5		R-410A/1.2/ 2.5/2,087.5	R-410A/1.3/ 2.7/2,087.5	R-410A/1.7/ 3.5/2,087.5	R-410A/1.5/ 3.1/2,087.5	R-410A/2.3/ 4.8/2,087.5
Piping connections	Liquid	OD		mm		6.35						
	Gas	OD		mm		9.5			9.5	12.7		15.9
	Piping length	OU - IU	Max.	m		20				30		
		System	Chargeless	m		10						
	Additional refrigerant charge			kg/m		0.02 (for piping length exceeding 10m)						
	Level difference	IU - OU	Max.	m		15				20.0		
Power supply	Phase / Frequency / Voltage			Hz / V		1~ / 50 / 220-240				1~ / 50 / 220-230-240		1~ / 50 / 220-240
Current - 50Hz	Maximum fuse amps (MFA)			A		10			20			

(1) EER/COP according to Eurovent 2012, for use outside EU only (2) MFA is used to select the circuit breaker and the ground fault circuit interrupter (earth leakage circuit breaker). For more detailed information on each combination, please refer to the electrical data drawing.

Wall mounted unit

Discreet wall mounted unit providing high efficiency and comfort

- SEER / SCOP up to A++
- Discreet, stylish front panel blends easily with the wall, and matches all interior décors
- Online controller (optional): control your indoor from any location with an app, via your local network or internet
- Dry programme allows humidity levels to be reduced without variations in room temperature
- Up to 2 indoor units can be connected to 1 multi outdoor unit; all indoor units are individually controllable and do not need to be installed in the same room or at the same time



FTX20-35KV



RX20-35K

Efficiency data				**FTX + RX**	**20KV + 20K**	**25KV + 25K**	**35KV + 35K**	**50KV + 50K**	**60KV + 60K**	**71KV+ 71K**
Cooling capacity	Min./Nom./Max.			kW	1.3/2.0/2.6	1.3/2.5/3.0	1.3/3.5/4.0	1.7/5.0/6.0	1.7/6.0/7.0	2.3/7.1/7.3
Heating capacity	Min./Nom./Max.			kW	1.3/2.5/3.5	1.3/3.0/4.0	1.3/4.0/4.8	1.7/6.0/7.7	1.7/7.0/8.0	2.3/8.2/9.5
Power input	Cooling	Min./Nom./Max.		kW	0.310/0.503/0.720	0.310/0.661/0.720	0.290/1.020/1.3	0.295/1.397/1.542	0.295/1.644/2.255	-/2.72/-
	Heating	Min./Nom./Max.		kW	0.250/0.524/0.950	0.250/0.688/0.950	0.290/0.995/1.290	0.329/1.579/1.565	0.381/1.929/2.380	-/2.57/-
Seasonal efficiency (according to EN14825)	Cooling	Energy label			A++					A
		Pdesign		kW	2.00	2.50	3.50	5.00	6.00	7.10
		SEER			6.66	6.55	6.42	6.59	6.76	5.25
		Annual energy consumption		kWh	105	134	180	266	311	473
	Heating (Average climate)	Energy label			A++			A+		A
		Pdesign		kW	2.20	2.40	2.80	4.60	4.80	6.20
		SCOP			4.65	4.61	4.64	4.10		3.81
		Annual energy consumption		kWh	662	729	845	1,570	1,640	2,278
Nominal efficiency	EER				3.98	3.78	3.4	3.58	3.65	2.61
	COP				4.77	4.36	4.0	3.80	3.63	3.19
	Annual energy consumption			kWh	251	331	510	698	822	1,360
	Energy label	Cooling/Heating			A/A					D/D

Indoor unit				**FTX**	**20KV**	**25KV**	**35KV**	**50KV**	**60KV**	**71KV**
Dimensions	Unit	HeightxWidthxDepth		mm	285x770x223			295x990x263		
Weight	Unit			kg	8			12		
Air filter	Type				Removable / washable / mildew proof					
Fan - Air flow rate	Cooling	High/Nom./Low/ Silent operation		m^3/min	9.9/7.8/5.8/4.8	10.4/8.0/6.1/4.8	11.8/8.2/6.3/4.9	16.0/13.7/11.1/10.1	17.6/14.9/12.2/11.2	17.6/-/-/-
	Heating	High/Nom./Low/ Silent operation		m^3/min	10.9/8.5/6.4/5.2	11.1/8.5/6.7/5.2	12.8/8.5/6.9/5.2	16.7/14.7/12.2/10.9	18.9/16.7/13.7/12.1	-/-/-/-
Sound power level	Cooling			dBA	55		58	59	60	62
	Heating			dBA	55		58		59	-
Sound pressure level	Cooling	High/Nom./Low/ Silent operation		dBA	39/33/25/20	40/33/26/20	43/34/27/20	43/39/34/31	45/41/36/33	46/42/37/34
	Heating	High/Nom./Low/ Silent operation		dBA	39/34/28/23	40/34/28/23	43/35/29/26	42/38/33/30	44/40/35/32	-/-/-/-
Control systems	Infrared remote control				ARC480A11					
	Wired remote control				BRC944B2					
Power supply	Phase / Frequency / Voltage			Hz / V	1~ / 50 / 220-240					

Outdoor unit				**RX**	**20K**	**25K**	**35K**	**50K**	**60K**	**71K**
Dimensions	Unit	HeightxWidthxDepth		mm	550x658x275			735x870x320		
Weight	Unit			kg	28		44	49		
Sound power level	Cooling			dBA	60		62	61	63	66
	Heating			dBA	61		62		63	
Sound pressure level	Cooling	High		dBA	46		48	47	49	52
	Heating	High		dBA	47		48		49	
Operation range	Cooling	Ambient	Min.~Max.	°CDB	-10~46					
	Heating	Ambient	Min.~Max.	°CWB	-15~24					
Refrigerant	Type/Charge kg-TCO^{2}Eq/GWP				R-410A/0.74/1.5/2,087.5		R-410A/1.0/2.1/2,087.5	R-410A/1.13/2.4/2,087.5	R-410A/1.45/3.0/2,087.5	
Piping connections	Liquid	OD		mm	6.35					
	Gas	OD		mm	9.5			12.7		
	Piping length	OU - IU	Max.	m	15			30		
		System	Chargeless	m	10					
	Additional refrigerant charge			kg/m	0.02 (for piping length exceeding 10m)					
	Level difference	IU - OU	Max.	m	12			20		
Power supply	Phase / Frequency / Voltage			Hz / V	1~ / 50 / 220-240					
Current - 50Hz	Maximum fuse amps (MFA)			A	16			20		

*Note: blue cells contain preliminary data

(1) EER/COP according to Eurovent 2012, for use outside EU only (2) MFA is used to select the circuit breaker and the ground fault circuit interrupter (earth leakage circuit breaker). For more detailed information on each combination, please refer to the electrical data drawing.

Wall mounted unit

Wall mounted unit providing high efficiency and comfort

- ECONO mode decreases power consumption so that other appliances that need large power consumption can be used
- Comfort mode guarantees draught free operation by preventing that warm or cold air is directly blown on to the body
- Titanium apatite photocatalytic air purification filter removes airborne microscopic particles, powerfully decomposes odours and helps to prevent the propagation of bacteria, viruses, microbes to ensure a steady supply of clean air
- Online controller (optional): control your indoor from any location with an app, via your local network or internet



Efficiency data				FTX + RX	20J3 + 20K	25J3 + 25K	35J3 + 35K	50GV + 50GV	60GV + 60GVB	71GV + 71GVB
Cooling capacity	Min./Nom./Max.			kW	1.3/2.0/2.6	1.3/2.5/3.0	1.3/3.3/3.8	1.7/5.0/6.0	1.7/6.0/6.7	2.3/7.10/8.5
Heating capacity	Min./Nom./Max.			kW	1.3/2.5/3.5	1.3/2.8/4.0	1.3/3.5/4.8	1.7/5.8/7.7	1.7/7.0/8.0	2.3/8.20/10.2
Power input	Cooling	Min./Nom./Max.		kW	0.310/0.490/0.720	0.310/0.700/1.050	0.290/1.030/1.300	0.440/1.550/2.080	0.440/1.990/2.400	0.570/2.350/3.200
	Heating	Min./Nom./Max.		kW	0.250/0.590/0.950	0.250/0.690/1.110	0.290/0.930/1.290	0.400/1.600/2.530	0.400/2.040/2.810	0.520/2.550/3.820
Seasonal efficiency (according to EN14825)	Cooling	Energy label			A++			A+	A	B
		Pdesign		kW	2.00	2.50	3.30	5.00	6.00	7.10
		SEER			6.11	6.15		5.63	5.37	4.97
		Annual energy consumption		kWh	115	143	188	311	391	500
	Heating (Average climate)	Energy label			A+				A	
		Pdesign		kW	2.20	2.40	2.80	4.60	4.80	6.20
		SCOP			4.34	4.16	4.14	4.08	3.88	3.81
		Annual energy consumption		kWh	710	808	947	1,578	1,730	2,276
Nominal efficiency	EER				4.09	3.55	3.21	3.23	3.02	
	COP				4.24	4.06	3.76	3.63	3.43	3.22
	Annual energy consumption			kWh	244	352	514	775	995	1,175
	Energy label	Cooling/Heating			A/A				B/B	B/C

Indoor unit				FTX	20J3	25J3	35J3	50GV	60GV	71GV
Dimensions	Unit	HeightxWidthxDepth		mm	283x770x198			290x1,050x238		
Weight	Unit			kg	7			12		
Air filter	Type				Removable / washable / mildew proof					
Fan - Air flow rate	Cooling	High/Nom./Low/Silent operation		m^3/min	9.1/7.4/5.9/4.7	9.2/7.6/6.0/4.8	9.3/7.7/6.1/4.9	14.7/14.7/10.3/9.5	16.2/16.2/11.4/10.2	17.4/14.6/11.6/10.6
	Heating	High/Nom./Low/Silent operation		m^3/min	9.4/7.8/6.3/5.5	9.7/8.0/6.3/5.5	10.1/8.4/6.7/5.7	16.1/13.9/11.5/10.2	17.4/15.1/12.7/11.4	19.7/16.9/14.3/12.7
Sound power level	Cooling			dBA	55		58	59	60	63
	Heating			dBA	55		58		59	62
Sound pressure level	Cooling	High/Nom./Low/Silent operation		dBA	39/33/25/22	40/33/26/22	41/34/27/23	43/39/34/31	45/41/36/33	46/42/37/34
	Heating	High/Nom./Low/Silent operation		dBA	39/34/28/25	40/34/28/25	41/35/29/26	42/38/33/30	44/40/35/32	46/42/37/34
Control systems	Infrared remote control				ARC433A87			ARC433B70		
Power supply	Phase / Frequency / Voltage			Hz / V	1~ / 50 / 220-240					

Outdoor unit				RX	20K	25K	35K	50GV	60GVB	71GVB
Dimensions	Unit	HeightxWidthxDepth		mm	550x658x275			735x825x300		770x900x320
Weight	Unit			kg	28			48	47	71
Sound power level	Cooling			dBA	60		62	63	62	65
	Heating			dBA	61		62	64	62	66
Sound pressure level	Cooling	High/Low		dBA	46/-		48/-	47/44	49/46	52/49
	Heating	High/Low		dBA	47/-		48/-	48/45	49/46	52/49
Operation range	Cooling	Ambient	Min.~Max.	°CDB	-10~46			-10~46		
	Heating	Ambient	Min.~Max.	°CWB	-15~18					
Refrigerant	Type/Charge kg-TCO^{2}Eq/GWP				R-410A/0.74/1.5/2,087.5		R-410A/1.0/2.1/2,087.5	R-410A/1.5/3.1/2,087.5		R-410A/2.3/4.8/2,087.5
Piping connections	Liquid	OD		mm	6.35					
	Gas	OD		mm	9.5			12.7		15.9
	Piping length	OU - IU	Max.	m	15			30		
		System	Chargeless	m	10					
	Additional refrigerant charge			kg/m	0.02 (for piping length exceeding 10m)					
	Level difference	IU - OU	Max.	m	12			20		
Power supply	Phase / Frequency / Voltage			Hz / V	1~ / 50 / 220-240					
Current - 50Hz	Maximum fuse amps (MFA)			A	16			20		

(1) EER/COP according to Eurovent 2012, for use outside EU only (2) MFA is used to select the circuit breaker and the ground fault circuit interrupter (earth leakage circuit breaker). For more detailed information on each combination, please refer to the electrical data drawing.

Wall mounted unit

Stylish wall mounted unit for low energy consumption and pleasant comfort

- Seasonal efficiency values up to A+
- Stylish, modern casing in white or silver
- Vertical auto swing moves the discharge flaps up and down for efficient air and temperature distribution throughout the room
- The infrared remote control is user friendly and equipped with a timer function that enables you to programme the unit to start or stop at your desired time.
- 24 hour timer can be set to start heating or cooling anytime during a 24 hour period



Efficiency data			FTXK + RXK	25AW + 25A	25AS + 25A	35AW + 35A	35AS + 35A	50AW + 50A	50AS + 50A	60AW + 60A	60AS + 60A
Cooling capacity	Min./Nom./Max.		kW	1.300/2.500/3.000		1.300/3.500/3.800		1.630/5.480/6.200		1.750/6.230/6.500	
Heating capacity	Min./Nom./Max.		kW	1.300/3.300/4.000		1.300/3.600/4.750		1.170/5.620/6.600		1.200/6.400/8.000	
Power input	Cooling	Min./Nom./Max.	kW	0.280/0.731/0.990		0.290/1.075/1.390		0.290/1.700/2.000		0.280/1.931/2.000	
	Heating	Min./Nom./Max.	kW	0.260/0.900/1.100		0.285/0.957/1.480		0.260/1.550/2.510		0.240/1.680/2.000	
Seasonal efficiency (according to EN14825)	Cooling	Energy label		A+							
		Pdesign	kW	2.50		3.50		5.48		6.23	
		SEER		5.66		5.86		5.93		6.09	
		Annual energy consumption	kWh	155		209		324		359	
	Heating (Average climate)	Energy label		A+							
		Pdesign	kW	2.40		2.80		3.37		3.80	
		SCOP		4.24		4.16		4.01		4.06	
		Annual energy consumption	kWh	792		945		1,177		1,310	
Nominal efficiency	EER			3.42		3.26		3.22		3.23	
	COP			3.67		3.76		3.63		3.81	
	Annual energy consumption		kWh	365		537		851		964	
	Energy label	Cooling/Heating		A/A							

Indoor unit			FTXK	25AW	25AS	35AW	35AS	50AW	50AS	60AW	60AS
Dimensions	Unit	HeightxWidthxDepth	mm	297x890x210				320x1,172x242			
Weight	Unit		kg	9.0				14.0			
Air filter	Type			Saranet							
Fan - Air flow rate	Cooling	Super high/High/Nom./ Low/Silent operation	m^3/min	10.68/9.78/7.68/6.06/4.68		11.10/10.14/7.98/6.54/4.68		16.38/15.00/13.32/11.82/10.62		19.92/18.54/16.56/14.34/12.36	
	Heating	Super high/High/Nom./ Low/Silent operation	m^3/min	10.68/9.78/7.68/6.06/4.68		11.10/10.14/7.98/6.54/4.68		16.38/15.00/13.32/11.82/10.62		19.92/18.54/16.56/14.34/12.36	
Sound power level	Cooling		dBA	53		54		55		61	
	Heating		dBA	53		54		55		61	
Sound pressure level	Cooling	Super high/High/Nom./ Low/Silent operation	dBA	41/40/34/29/21		42/41/34/30/22		44/40/38/35/32		46/43/41/37/33	
	Heating	Super high/High/Nom./ Low/Silent operation	dBA	41/40/34/29/21		42/41/34/30/22		44/40/38/35/32		46/43/41/37/33	
Power supply	Phase / Frequency / Voltage		Hz / V	1~ / 50 / 220-240							

Outdoor unit				RXK	25A	35A	50A	60A
Dimensions	Unit	HeightxWidthxDepth		mm	550x658x289		628x855x328	753x855x328
Weight	Unit			kg	24	26	37	44
Sound power level	Cooling			dBA	58	60	64	65
	Heating			dBA	58	60	64	65
Sound pressure level	Cooling	Nom.		dBA	45	46	51	
	Heating	Nom.		dBA	45	46	51	
Operation range	Cooling	Ambient	Min.~Max.	°CDB	10~46		-10~46	
	Heating	Ambient	Min.~Max.	°CWB	-15~18			
Refrigerant	Type/Charge kg-TCO^{2}Eq/GWP				R-410A/0.74/1.5/2,087.5	R-410A/1.00/2.1/2,087.5	R-410A/1.25/2.6/2,087.5	R-410A/1.45/3.0/2,087.5
Piping connections	Liquid	OD		mm	6.35			
	Gas	OD		mm	9.52		12.70	15.90
	Piping length	OU - IU	Max.	m	20		30	
		System	Chargeless	m	7.5			
	Level difference	IU - OU	Max.	m	10			
Power supply	Phase / Frequency / Voltage			Hz / V	1~ / 50 / 220-240			
Current - 50Hz	Maximum fuse amps (MFA)			A	16		20	

(1) EER/COP according to Eurovent 2012, for use outside EU only (2) MFA is used to select the circuit breaker and the ground fault circuit interrupter (earth leakage circuit breaker). For more detailed information on each combination, please refer to the electrical data drawing.

Wall mounted unit

Wall mounted unit for low energy consumption and pleasant comfort

- Seasonal efficiency values up to A+
- Flat, stylish front panel blends easily within any interior décor and is more easy to clean
- The infrared remote control is user friendly and equipped with a timer function that enables you to programme the unit to start or stop at your desired time.
- Vertical auto swing moves the discharge flaps up and down for efficient air and temperature distribution throughout the room
- 24 hour timer can be set to start heating or cooling anytime during a 24 hour period



FTXB25-35C



RXB50-60C



ARC470A1

Efficiency data				FTXB + RXB	20C + 20C	25C + 25C	35C + 35C	50C + 50C	60C + 60C
Cooling capacity	Min./Nom./Max.			kW	1.3/2.0/2.6	1.3/2.5/3.0	1.3/3.3/3.8	1.630/5.480/6.200	1.750/6.230/6.500
Heating capacity	Min./Nom./Max.			kW	1.3/2.5/3.5	1.3/2.8/4.0	1.3/3.5/4.8	1.170/5.620/6.600	1.200/6.400/7.100
Power input	Cooling	Min./Nom./Max.		kW	0.310/0.510/0.720	0.310/0.770/1.050	0.290/1.030/1.300	0.280/1.700/1.910	0.280/1.931/2.000
	Heating	Min./Nom./Max.		kW	0.250/0.600/0.950	0.250/0.700/1.110	0.290/0.940/1.290	0.240/1.500/1.880	0.240/1.680/2.000
Seasonal efficiency (according to EN14825)	Cooling	Energy label			A+				
		Pdesign		kW	2.00	2.50	3.30	5.48	6.23
		SEER			5.98	6.02	6.05	5.93	6.09
		Annual energy consumption		kWh	117	145	191	324	359
	Heating (Average climate)	Energy label			A+				
		Pdesign		kW	2.20	2.40	2.80	3.64	3.80
		SCOP			4.10	4.01	4.06	4.27	4.06
		Annual energy consumption		kWh	751	838	966	1,195	1,311
Nominal efficiency	EER				3.94	3.25	3.21	3.22	3.23
	COP				4.19	4.01	3.71	3.75	3.81
	Annual energy consumption			kWh	254	385	514	851	964
	Energy label	Cooling/Heating			A/A				

Indoor unit				FTXB	20C	25C	35C	50C	60C
Dimensions	Unit	HeightxWidthxDepth		mm	283x770x216			310x1,065x224	
Weight	Unit			kg	8			14	
Air filter	Type				Removable / washable / mildew proof			Saranet	
Fan - Air flow rate	Cooling	Super high/High/Nom./ Low/Silent operation		m^3/min	-/9.1/7.4/5.9/4.7	-/9.2/7.6/6.0/4.8	-/9.3/7.7/6.1/4.9	16.38/15.00/13.32/11.82/10.62	19.92/18.5/16.56/14.34/12.36
	Heating	Super high/High/Nom./ Low/Silent operation		m^3/min	-/9.4/7.8/6.3/5.5	-/9.7/8.0/6.3/5.5	-/10.1/8.4/6.7/5.7	16.38/15.00/13.32/11.82/10.62	19.92/18.54/16.56/14.3/12.36
Sound power level	Cooling			dBA	55		58	55	61
	Heating			dBA	55		58	-	
Sound pressure level	Cooling	Super high/High/Nom./ Low/Silent operation		dBA	-/39/33/25/21	-/40/33/26/21	-/41/34/27/23	44/40/38/35/32	46/43/41/37/33
	Heating	Super high/High/Nom./ Low/Silent operation		dBA	-/39/34/28/25	-/40/34/28/25	-/41/35/29/26	44/40/38/35/32	46/43/41/37/33
Control systems	Infrared remote control				ARC470A1			-	
Power supply	Phase / Frequency / Voltage			Hz / V	1~ / 50 / 220-240				

Outdoor unit				RXB	20C	25C	35C	50C	60C
Dimensions	Unit	HeightxWidthxDepth		mm	550x658x275			753x855x328	
Weight	Unit			kg	28		30	44	
Sound power level	Cooling			dBA	60		62	64	65
	Heating			dBA	61		62	-	
Sound pressure level	Cooling	High/Nom.		dBA	46/-		48/-	-/51	
	Heating	High/Nom.		dBA	47/-		48/-	-/51	
Operation range	Cooling	Ambient	Min.~Max.	°CDB	-10~46				
	Heating	Ambient	Min.~Max.	°CWB	-15~18				
Refrigerant	Type/Charge kg-TCO^{2}Eq/GWP				R-410A/0.74/1.5/2,087.5		R-410A/1.0/2.1/2,087.5	R-410A/1.45/3.0/2,087.5	
Piping connections	Liquid	OD		mm	6.35				
	Gas	OD		mm	9.5			12.70	15.90
	Piping length	OU - IU	Max.	m	15			30	
		System	Chargeless	m	10			7.5	
	Level difference	IU - OU	Max.	m	12			10	
Power supply	Phase / Frequency / Voltage			Hz / V	1~ / 50 / 220-240				
Current - 50Hz	Maximum fuse amps (MFA)			A	16			20	

(1) EER/COP according to Eurovent 2012, for use outside EU only (2) MFA is used to select the circuit breaker and the ground fault circuit interrupter (earth leakage circuit breaker). For more detailed information on each combination, please refer to the electrical data drawing.

The best of two worlds united

Pure comfort and design



Why choose Nexura?

- Unique radiant heat panel that heats up just like a traditional radiator
- Whisper quiet operation down to 19 dBA
- Unobtrusive yet stylish design
- Reduced air flow, creating an even distribution of air through the room

Comfort is key

Nexura makes your world a comfortable one. The coolness of a summer breeze or the cosiness of an extra heat source brings a feeling of well-being to your living space all year round. Its unobtrusive yet stylish design with a front panel that radiates additional heat, its low noise level and reduced air flow turn your room into a haven.

Benefits

› Vertical autoswing
› Weekly timer
› Guaranteed operation down to -25°C (with RXLG-M)

Radiant heat panel

To add even more comfort on cold days, the aluminium front panel of the Nexura unit has the capability of warming up, just like a traditional radiator. The result? A comfortable feeling of warm air that envelopes you. And all you have to do to activate this unique feature is push the "radiant" button on your remote control.

Online controller

Always in control, no matter where you are. Control your indoor from any location with an app, via your local network or internet.

Supporting tools

NEW Business portal

› Experience our new extranet that thinks with you at my.daikin.eu
› Find information in seconds via a powerful search
› Customise the options so you see only info relevant for you
› Access via mobile device or desktop



Internet

› Visit the website: www.daikineurope.com/minisite/nexura

Literature

› See all the literature available on www.daikineurope.com/support-and-manuals/catalogues

nexura

Floor standing unit with radiant heat panel

Stylish floor standing unit with radiant heat panel for comfortable heat and very low noise

- The aluminium part of the front panel of the Nexura indoor unit has the capability of warming up, just like a traditional radiator, to add even more comfort on cold days
- Quiet and discrete, Nexura offers you the best in heating and cooling, in comfort and design
- The indoor unit distributes air at the sound of a whisper. The noise produced amounts to barely 22dB(A) in cooling and 19dB(A) in radiant heat mode. In comparison, the ambient sound in a quiet room amounts to 40dB(A) on average.
- Comfortable vertical auto swing ensures draughtfree operation and prevents ceiling soiling
- Online controller (optional): control your indoor from any location with an app, via your local network or internet
- Can be installed against a wall or recessed
- Its low height enables the unit to fit perfectly beneath a window
- Weekly timer can be set to start heating or cooling anytime on a daily or weekly basis



FVXG-K



RXG20-25-35L



ARC466A2

Efficiency data				FVXG + RXG	25K + 25L	35K + 35L	50K + 50L
Cooling capacity	Min./Nom./Max.			kW	1.3/2.5/3.0	1.4/3.5/3.8	1.7/5.0/5.6
Heating capacity	Min./Nom./Max.			kW	1.3/3.4/4.5	1.4/4.5/5.0	1.7/5.8/8.1
Power input	Cooling	Min./Nom./Max.		kW	0.30/0.54/0.79	0.31/0.94/1.15	4.50/1.51/2.00
	Heating	Min./Nom./Max.		kW	0.29/0.77/1.27	0.29/1.21/1.46	0.50/1.57/2.66
Seasonal efficiency (according to EN14825)	Cooling	Energy label			A++		A
		Pdesign		kW	2.50	3.50	5.00
		SEER			6.53	6.48	5.41
		Annual energy consumption		kWh	134	189	324
	Heating (Average climate)	Energy label			A++	A+	
		Pdesign		kW	2.80	3.10	4.60
		SCOP			4.65	4.00	4.18
		Annual energy consumption		kWh	842	1,087	1,543
Nominal efficiency	EER				4.63	3.72	3.31
	COP				4.42	3.75	3.69
	Annual energy consumption			kWh	270	470	755
	Energy label	Cooling/Heating			A/A		

Indoor unit				FVXG	25K	35K	50K
Dimensions	Unit	HeightxWidthxDepth		mm	600x950x215		
Weight	Unit			kg	22		
Air filter	Type				Removable / washable / mildew proof		
Fan - Air flow rate	Cooling	High/Nom./Low/ Silent operation		m^3/min	8.9/8.9/5.3/4.5	9.1/9.1/5.3/4.5	10.6/10.3/7.3/6.0
	Heating	High/Nom./Low/ Silent operation		m^3/min	9.9/7.8/5.7/4.7	10.2/8.0/5.8/5.0	12.2/10.0/7.8/6.8
Sound power level	Cooling			dBA	52		58
	Heating			dBA	53		60
Sound pressure level	Cooling	High/Nom./Low/ Silent operation		dBA	38/32/26/23	39/33/27/24	44/40/36/32
	Heating	High/Nom./Low/Silent operation/Radiant heat		dBA	39/32/26/22/19	40/33/27/23/19	46/40/34/30/26
Control systems	Infrared remote control				ARC466A2		
Power supply	Phase / Frequency / Voltage			Hz / V	1~ / 50 / 220-240		

Outdoor unit				RXG	25L	35L	50L
Dimensions	Unit	HeightxWidthxDepth		mm	550x765x285		735x825x300
Weight	Unit			kg	35		48
Sound power level	Cooling			dBA	61	63	
	Heating			dBA	62	63	
Sound pressure level	Cooling	High/Silent operation		dBA	46/43	48/44	
	Heating	High/Silent operation		dBA	47/44	48/45	48/44
Operation range	Cooling	Ambient	Min.~Max.	°CDB	10~46		
	Heating	Ambient	Min.~Max.	°CWB	-15~18		
Refrigerant	Type/Charge kg-TCO^{2}Eq/GWP				R-410A/1.05/2.2/2,087.5		R-410A/1.6/3.3/2,087.5
Piping connections	Liquid	OD		mm	6.35		
	Gas	OD		mm	9.5		12.7
	Piping length	OU - IU	Max.	m	20		30
		System	Chargeless	m	10		
	Additional refrigerant charge			kg/m	0.02 (for piping length exceeding 10m)		
	Level difference	IU - OU	Max.	m	15		20
Power supply	Phase / Frequency / Voltage			Hz / V	1~ / 50 / 220-240		
Current - 50Hz	Maximum fuse amps (MFA)			A	16		20

(1) EER/COP according to Eurovent 2012, for use outside EU only (2) MFA is used to select the circuit breaker and the ground fault circuit interrupter (earth leakage circuit breaker). For more detailed information on each combination, please refer to the electrical data drawing.

Floor standing unit

Floor standing unit for optimal heating comfort thanks to dual airflow

- Its low height enables the unit to fit perfectly beneath a window
- Can be installed against a wall or recessed
- Vertical auto swing moves the discharge flaps up and down for efficient air and temperature distribution throughout the room
- Online controller (optional): control your indoor from any location with an app, via your local network or internet



FVXS-F



RXS25-35L3



ARC452A1

Efficiency data				FVXS + RXS	25F + 25L3	35F + 35L3	50F + 50L
Cooling capacity	Min./Nom./Max.			kW	1.3/2.5/3.0	1.4/3.5/3.8	1.4/5.0/5.6
Heating capacity	Min./Nom./Max.			kW	1.3/3.4/4.5	1.4/4.5/5.0	1.4/5.8/8.1
Power input	Cooling	Min./Nom./Max.		kW	0.300/0.606/0.920	0.300/1.060/1.250	0.500/1.550/2.000
	Heating	Min./Nom./Max.		kW	0.290/0.770/1.390	0.310/1.190/1.880	0.500/1.600/2.600
Seasonal efficiency (according to EN14825)	Cooling	Energy label			A+		
		Pdesign		kW	2.50	3.50	5.00
		SEER			5.74	5.60	5.89
		Annual energy consumption		kWh	152	219	297
	Heating (Average climate)	Energy label			A+	A	
		Pdesign		kW	2.60	2.90	4.20
		SCOP			4.56	3.93	3.80
		Annual energy consumption		kWh	798	1,033	1,546
Nominal efficiency	EER				4.12	3.30	3.23
	COP				4.42	3.78	3.63
	Annual energy consumption			kWh	303	530	775
	Energy label	Cooling/Heating			A/A		

Indoor unit				FVXS	25F	35F	50F
Dimensions	Unit	HeightxWidthxDepth		mm	600x700x210		
Weight	Unit			kg	14		
Air filter	Type				Removable / washable / mildew proof		
Fan - Air flow rate	Cooling	High/Nom./Low/ Silent operation		m^3/min	8.2/8.2/4.8/4.1	8.5/8.5/4.9/4.5	10.7/10.7/7.8/6.6
	Heating	High/Nom./Low/ Silent operation		m^3/min	8.8/6.9/5.0/4.4	9.4/7.3/5.2/4.7	11.8/10.1/8.5/7.1
Sound power level	Cooling			dBA	52		60
	Heating			dBA	52		60
Sound pressure level	Cooling	High/Nom./Low/ Silent operation		dBA	38/32/26/23	39/33/27/24	44/40/36/32
	Heating	High/Nom./Low/ Silent operation		dBA	38/32/26/23	39/33/27/24	45/40/36/32
Control systems	Infrared remote control				ARC452A1		
Power supply	Phase / Frequency / Voltage			Hz / V	1~ / 50 / 220-240		

Outdoor unit				RXS	25L3	35L3	50L
Dimensions	Unit	HeightxWidthxDepth		mm	550x765x285		735x825x300
Weight	Unit			kg	34		47
Sound power level	Cooling			dBA	59	61	62
	Heating			dBA	59	61	62
Sound pressure level	Cooling	High/Low/Silent operation		dBA	46/-/43	48/-/44	48/44/-
	Heating	High/Low/Silent operation		dBA	47/-/44	48/-/45	48/45/-
Operation range	Cooling	Ambient	Min.~Max.	°CDB	-10~46		
	Heating	Ambient	Min.~Max.	°CWB	-15~18		
Refrigerant	Type/Charge kg-TCO^{2}Eq/GWP				R-410A/1.0/2.1/2,087.5	R-410A/1.2/2.5/2,087.5	R-410A/1.7/3.5/2,087.5
Piping connections	Liquid	OD		mm	6.35		
	Gas	OD		mm	9.5		12.7
	Piping length	OU - IU	Max.	m	20		30
		System	Chargeless	m	10		
	Additional refrigerant charge			kg/m	0.02 (for piping length exceeding 10m)		0.020 (for piping length exceeding 10m)
	Level difference	IU - OU	Max.	m	15		20.0
Power supply	Phase / Frequency / Voltage			Hz / V	1~ / 50 / 220-240		1~ / 50 / 220-230-240
Current - 50Hz	Maximum fuse amps (MFA)			A	10		20

(1) EER/COP according to Eurovent 2012, for use outside EU only (2) MFA is used to select the circuit breaker and the ground fault circuit interrupter (earth leakage circuit breaker). For more detailed information on each combination, please refer to the electrical data drawing.

Flexi type unit

Flexible unit, ideal for rooms without false ceiling, can fit on either ceiling or wall

- Can fit on either ceiling or lower wall; its low height enables the unit to fit beneath a window
- Vertical auto swing moves the discharge flaps up and down for efficient air and temperature distribution throughout the room
- Home leave operation maintains the indoor temperature at your specified comfort level during absence, thus saving energy
- Online controller (optional): control your indoor from any location with an app, via your local network or internet



FLXS-B(9)



RXS25-35L3



ARC433B67

Efficiency data			FLXS + RXS	25B + 25L3	35B9 + 35L3	50B + 50L	60B
Cooling capacity	Min./Nom./Max.		kW	1.2/2.5/3.0	-/3.5/-	0.9/4.9/5.3	-
Heating capacity	Min./Nom./Max.		kW	1.2/3.4/4.5	1.4/4.0/5.0	0.9/6.1/7.5	-
Power input	Cooling	Min./Nom./Max.	kW	0.300/0.668/0.860	0.300/1.215/1.260	0.450/1.720/1.950	-
	Heating	Min./Nom./Max.	kW	0.290/0.960/1.490	0.290/1.120/1.850	0.310/1.820/3.540	-
Seasonal efficiency (according to EN14825)	Cooling	Energy label		A	B	A	Only available in multi model application
		Pdesign	kW	2.50	3.50	4.90	
		SEER		5.19	4.87	5.25	
		Annual energy consumption	kWh	169	252	326	
	Heating (Average climate)	Energy label		A			
		Pdesign	kW	2.50	2.90	4.20	
		SCOP		3.80			
		Annual energy consumption	kWh	921	1,068	1,546	
Nominal efficiency	EER			3.74	2.88	2.85	
	COP			3.54	3.57	3.35	
	Annual energy consumption		kWh	334	608	860	
	Energy label	Cooling/Heating		A/B	B/A	C/C	

Indoor unit			FLXS	25B	35B9	50B	60B
Dimensions	Unit	HeightxWidthxDepth	mm	490x1,050x200			
Weight	Unit		kg	16		17	
Air filter	Type			Removable / washable / mildew proof			
Fan - Air flow rate	Cooling	High/Nom./Low/ Silent operation	m^3/min	7.6/7.6/6.0/5.2	8.6/7.6/6.6/5.6	11.4/11.4/8.5/7.5	12.0/10.7/9.3/8.3
	Heating	High/Nom./Low/ Silent operation	m^3/min	9.2/8.3/7.4/6.6	12.8/10.4/8.0/7.2	12.1/9.8/7.5/6.8	12.8/10.6/8.4/7.5
Sound power level	Cooling		dBA	51	53	60	
	Heating		dBA	51	59	-	59
Sound pressure level	Cooling	High/Nom./Low/ Silent operation	dBA	37/34/31/28	38/35/32/29	47/43/39/36	48/45/41/39
	Heating	High/Nom./Low/ Silent operation	dBA	37/34/31/29	46/36/33/30	46/41/35/33	47/42/37/34
Control systems	Infrared remote control			ARC433B67			
Power supply	Phase / Frequency / Voltage		Hz / V	1~ / 50/60 / 220-240/220-230	1~ / 50 / 220-240	1~ / 50/60 / 220-240/220-230	

Outdoor unit				RXS	25L3	35L3	50L	
Dimensions	Unit	HeightxWidthxDepth		mm	550x765x285		735x825x300	Only available in multi model application
Weight	Unit			kg	34		47	
Sound power level	Cooling			dBA	59	61	62	
	Heating			dBA	59	61	62	
Sound pressure level	Cooling	High/Low/Silent operation		dBA	46/-/43	48/-/44	48/44/-	
	Heating	High/Low/Silent operation		dBA	47/-/44	48/-/45	48/45/-	
Operation range	Cooling	Ambient	Min.~Max.	°CDB	-10~46			
	Heating	Ambient	Min.~Max.	°CWB	-15~18			
Refrigerant	Type/Charge kg-TCO^{2}Eq/GWP				R-410A/1.0/2.1/2,087.5	R-410A/1.2/2.5/2,087.5	R-410A/1.7/3.5/2,087.5	
Piping connections	Liquid	OD		mm	6.35			
	Gas	OD		mm	9.5		12.7	
	Piping length	OU - IU	Max.	m	20		30	
		System	Chargeless	m	10			
	Additional refrigerant charge			kg/m	0.02 (for piping length exceeding 10m)			
	Level difference	IU - OU	Max.	m	15		20.0	
Power supply	Phase / Frequency / Voltage			Hz / V	1~ / 50 / 220-240		1~ / 50 / 220-230-240	
Current - 50Hz	Maximum fuse amps (MFA)			A	-			

(1) EER/COP according to Eurovent 2012, for use outside EU only (2) MFA is used to select the circuit breaker and the ground fault circuit interrupter (earth leakage circuit breaker). For more detailed information on each combination, please refer to the electrical data drawing.

Concealed ceiling unit

Compact concealed ceiling unit, with a height of only 200mm

› Compact dimensions, can easily be mounted in a ceiling void of only 240mm



› Discretely concealed in the ceiling: only the suction and discharge grilles are visible
› Low energy consumption thanks to DC fan motor
› Medium external static pressure up to 40Pa facilitates unit use with flexible ducts of varying lengths



FDXS25-35F



RXS25-35L3



BRC1E52A/B

Efficiency data			FDXS + RXS	25F + 25L3	35F + 35L3	50F9 + 50L	60F + 60L
Cooling capacity	Min./Nom./Max.		kW	1.3/2.4/3.0	1.4/3.4/3.8	1.7/5.0/5.3	1.7/6.0/6.5
Heating capacity	Min./Nom./Max.		kW	1.3/3.2/4.5	1.4/4.0/5.0	1.7/5.8/6.0	1.7/7.0/8.0
Power input	Cooling	Nom.	kW	0.641	1.148	1.650	2.060
	Heating	Nom.	kW	0.800	1.150	1.870	2.180
Seasonal efficiency (according to EN14825)	Cooling	Energy label		A+	A	A+	A
		Pdesign	kW	2.40	3.40	5.00	6.00
		SEER		5.63	5.21	5.72	5.51
		Annual energy consumption	kWh	149	228	306	381
	Heating (Average climate)	Energy label		A+	A		
		Pdesign	kW	2.60	2.90	4.00	4.60
		SCOP		4.24	3.88	3.93	3.80
		Annual energy consumption	kWh	858	1,047	1,425	1,693
Nominal efficiency	EER			3.74	2.96	3.03	2.91
	COP			4.00	3.48	3.10	3.21
	Annual energy consumption		kWh	321	574	825	1,030
	Energy label	Cooling/Heating		A/A	B/A	B/D	C/C

Indoor unit			FDXS	25F	35F	50F9	60F
Dimensions	Unit	HeightxWidthxDepth	mm	200x750x620		200x1,150x620	
Weight	Unit		kg	21		30	
Air filter	Type			Removable / washable / mildew proof			
Fan - Air flow rate	Cooling	High/Nom./Low	m^3/min	8.7/8.7/7.3		12.0/11.0/10.0	16.0/16.0/13.5
	Heating	High/Nom./Low	m^3/min	8.7/8.0/7.3		16.0/14.8/13.5	
Fan - External static pressure	Nom.		Pa	30		40	
Sound power level	Cooling		dBA	53		55	56
	Heating		dBA	53		55	56
Sound pressure level	Cooling	High/Nom./Low	dBA	35/33/27		38/36/30	
	Heating	High/Nom./Low	dBA	35/33/27		38/36/30	
Control systems	Wired remote control			BRC1E52A/B			
Power supply	Phase / Frequency / Voltage		Hz / V	1~ / 50 / 230		1~ / 50 / 220-240	

Outdoor unit			RXS	25L3	35L3	50L	60L
Dimensions	Unit	HeightxWidthxDepth	mm	550x765x285		735x825x300	
Weight	Unit		kg	34		47	48
Sound power level	Cooling		dBA	59	61	62	
	Heating		dBA	59	61	62	
Sound pressure level	Cooling	High/Low/Silent operation	dBA	46/-/43	48/-/44	48/44	49/46/-
	Heating	High/Low/Silent operation	dBA	47/-/44	48/-/45	48/45	49/46/-
Operation range	Cooling	Ambient Min.~Max.	°CDB	-10~46			
	Heating	Ambient Min.~Max.	°CWB	-15~18			
Refrigerant	Type/Charge kg-TCO^{2}Eq/GWP			R-410A/1.0/2.1/2,087.5	R-410A/1.2/2.5/2,087.5	R-410A/1.7/3.5/2,087.5	R-410A/1.5/3.1/2,087.5
Piping connections	Liquid	OD	mm	6.35			
	Gas	OD	mm	9.5		12.7	
	Piping length	OU - IU Max.	m	20		30	
		System Chargeless	m	10			
	Additional refrigerant charge		kg/m	0.02 (for piping length exceeding 10m)			
	Level difference	IU - OU Max.	m	15		20.0	
Power supply	Phase / Frequency / Voltage		Hz / V	1~ / 50 / 220-240		1~ / 50 / 220-230-240	
Current - 50Hz	Maximum fuse amps (MFA)		A	20			

(1) EER/COP according to Eurovent 2012, for use outside EU only (2) MFA is used to select the circuit breaker and the ground fault circuit interrupter (earth leakage circuit breaker). For more detailed information on each combination, please refer to the electrical data drawing.

Small concealed ceiling unit

Designed for hotel applications

- Compact unit (230mm high & 652mm deep), can easily be mounted in narrow ceiling voids
- Discretely concealed in the ceiling: only the suction and discharge grilles are visible
- Whisper quiet operation: down to 28dBA sound pressure level
- Flexible installation, as the air suction direction can be altered from rear to bottom suction

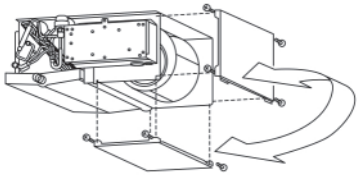

- For easy mounting, the drain pan can be located to the left or right of the unit



FDBQ-B



BRC1E52A/B

Indoor unit				FDBQ	25B
Dimensions	Unit	HeightxWidthxDepth		mm	230x652x502
Weight	Unit			kg	17.0
Air filter	Type				Resin net with mold resistance
Fan - Air flow rate	Cooling	High/Low		m^3/min	6.50/5.20
	Heating	High/Low		m^3/min	6.95/5.20
Sound power level	Cooling			dBA	55
	Heating			dBA	55
Sound pressure level	Cooling	High/Low		dBA	35.0/28.0
	Heating	High/Low		dBA	35.0/29.0
Control systems	Wired remote control				BRC1D52 / BRC1E52A/B
Power supply	Phase / Frequency / Voltage			Hz / V	1~ / 50 / 230

Outdoor unit					
Dimensions	Unit	HeightxWidthxDepth		mm	only available in multi model application
Weight	Unit			kg	
Sound power level	Cooling			dBA	
Sound pressure level	Cooling	Nom.		dBA	
	Heating	Nom.		dBA	
Operation range	Cooling	Ambient	Min.~Max.	°CDB	
	Heating	Ambient	Min.~Max.	°CWB	
Refrigerant	Type/Charge kg-TCO^{2}Eq/GWP				
Piping connections	Liquid	OD		mm	
	Gas	OD		mm	
	Piping length	OU - IU	Max.	m	
	Additional refrigerant charge			kg/m	
	Level difference	IU - OU	Max.	m	
		IU - IU	Max.	m	
Power supply	Phase / Frequency / Voltage			Hz / V	
Current - 50Hz	Maximum fuse amps (MFA)			A	

(1) MFA is used to select the circuit breaker and the ground fault circuit interrupter (earth leakage circuit breaker). For more detailed information on each combination, please refer to the electrical data drawing.

Make all applications possible

Multi model applications

- All indoor units can be individually controlled and do not need to be installed in the same room.
- Combine different types of indoor units: wall mounted, floor standing, ceiling suspended, round flow cassette, concealed ceiling.
- Phased installation possible.

MXS

Installation flexibility

› A very wide range is available, from 2-port to 5-port units, making all applications possible.
› Up to 5 indoor units can be connected to 1 multi outdoor unit.
› Outdoor multi split units are fitted with the Daikin swing compressor, renowned for its low noise and high energy efficiency.
› The outdoor units are neat and sturdy and can be mounted easily on a roof or terrace or simply placed against an outside wall.



RXYS(C)Q

Installation flexibility

› Up to 9 indoor units can be connected to 1 VRV outdoor unit
› Maximum total piping length of 145m offers much more flexibility in the choice of installation position

VRV IV S-series

Variable Refrigerant Temperature



Multi model application

- Outdoor units for multi model application.
- Outdoor units are fitted with a swing compressor, renowned for its low noise and high energy efficiency
- Up to 5 indoor units can be connected to 1 multi outdoor unit; all indoor units are individually controllable and do not need to be installed in the same room or at the same time; they operate simultaneously within the same cooling or heating mode
- Different types of indoor units can be connected: e.g. wall mounted, ceiling mounted cassette corner, concealed ceiling unit



3MXS52E/4MXS68E



5MXS90E



2MXS40-50H

CONNECTABLE INDOOR UNITS	Wall mounted																			Floor standing						Flexi type				Round flow cassette			Fully flat cassette				Concealed ceiling								Ceiling suspended			Concealed floor standing			
	FTXG-L				CTXS-K		FTXS-K						FTXS-G		FTX-J3			FTX-KV			FVXG-K			FVXS-F			FLXS-B(9)				FCQG-F			FFQ-C				FDXS-F(9)				FDBQ-B/ FBQ-D				FHQ-C			FNQ-A			
	20	25	35	50	15	35	20	25	35	42	50	60	71	20	25	35	20	25	35	25	35	50	25	35	50	25	35	50	60	35	50	60	25	35	50	60	25	35	50	60	25	35	50	60	35	50	60	25	35	50	60
2MXS40H	●	●	●		●	●	●	●	●					●	●	●	●	●	●	●	●	●	●	●		●	●										●	●														
2MXS50H	●	●	●	●	●	●	●	●	●	●	●			●	●	●	●	●	●	●	●	●	●	●	●	●	●	●									●	●	●												
3MXS40K	●	●	●		●	●	●	●	●											●	●		●	●		●	●			●			●	●			●	●							●			●	●		
3MXS52E	●	●	●	●	●	●	●	●	●	●	●									●	●	●	●	●	●	●	●	●		●	●		●	●	●		●	●	●		●	●	●		●	●	●	●	●	●	
3MXS68G	●	●	●	●	●	●	●	●	●	●	●	●								●	●	●	●	●	●	●	●	●	●	●	●	●	●	●	●	●	●	●	●	●	●	●	●	●	●	●	●	●	●	●
4MXS68F	●	●	●	●	●	●	●	●	●	●	●	●								●	●	●	●	●	●	●	●	●	●	●	●	●	●	●	●	●	●	●	●	●	●	●	●	●	●	●	●	●	●	●
4MXS80E	●	●	●	●	●	●	●	●	●	●	●	●	●							●	●	●	●	●	●	●	●	●	●	●	●	●	●	●	●	●	●	●	●	●	●	●	●	●	●	●	●	●	●	●
5MXS90E	●	●	●	●	●	●	●	●	●	●	●	●	●							●	●	●	●	●	●	●	●	●	●	●	●	●	●	●	●	●	●	●	●	●	●	●	●	●	●	●	●	●	●	●

Note : blue cells contain preliminary data

Outdoor unit					2MXS40H	2MXS50H	3MXS40K	3MXS52E	3MXS68G	4MXS68F	4MXS80E	5MXS90E
Dimensions	Unit	HeightxWidthxDepth		mm	550x765x285		735x936x300				770x900x320	
Weight	Unit			kg	38	42	49		58		72	73
Sound power level	Cooling			dBA	62	63	59		61		62	66
	Heating			dBA	-		60		-			
Sound pressure level	Cooling	Nom.		dBA	47	48	46		48			52
	Heating	Nom.		dBA	48	50	47		49			52
Operation range	Cooling	Ambient	Min.~Max.	°CDB	10~46		-10~46					
	Heating	Ambient	Min.~Max.	°CWB	-15~18							
Refrigerant	Type/Charge kg-TCO^{2}Eq/GWP				R-410A/1.20/ 2.5/2,087.5	R-410A/1.60/ 3.3/2,087.5	R-410A/2.0/ 4.2/2,087.5		R-410A/2.59/ 5.4/2,087.5	R-410A/2.6/ 5.4/2,087.5	R-410A/2.99/6.2/2,087.5	
Piping connections	Liquid	OD		mm	6.35x2		6.35x3			6.35x4		6.35x5
	Gas	OD		mm	9.52x1	12.7x1	9.52x3	9.52x2 12.7x1	9.52x1 12.7x2	9.52x2 12.7x2	9.52x1 12.7x1 15.9x2	9.52x2 12.7x1 15.9x2
	Piping length	OU - IU	Max.	m	20		25					
	Additional refrigerant charge			kg/m	0.02 (for piping length exceeding 20m)		0.02 (for piping length exceeding 30m)					
	Level difference	IU - OU	Max.	m	15							
		IU - IU	Max.	m	7.5							
Power supply	Phase / Frequency / Voltage			Hz / V	1~ / 50 / 220-240		1~ / 50 / 230					
Current - 50Hz	Maximum fuse amps (MFA)			A	16		20					

VRV IV S-series compact heat pump

The most compact VRV

- Compact & lightweight single fan design makes the unit almost unnoticeable
- Covers all thermal needs of a building via a single point of contact: accurate temperature control, ventilation, air handling units and Biddle air curtains
- Wide range of indoor units: either connect VRV or stylish indoor units such as Daikin Emura, Nexura ...
- Incorporates VRV IV standards & technologies: Variable Refrigerant Temperature and full inverter compressors
- 3 steps in night quiet mode: step 1: 47 dBA, step 2: 44 dBA, step 3: 41 dBA
- Possibility to limit peak power consumption between 30 and 80%, for example during periods with high power demand
- Contains all standard VRV features



RXYSCQ-TV1

CONNECTABLE INDOOR UNITS	Wall mounted													Floor standing						Flexi type				Round flow cassette			Fully flat cassette				Concealed ceiling								Ceiling suspended		
	FTXG-L				CTXS-K		FTXS-K						FTXS-G	FVXG-K			FVXS-F			FLXS-B(9)				FCQG-F			FFQ-C				FDXS-F(9)				FDBQ-B /FBQ-D				FHQ-C		
	20	25	35	50	15	35	20	25	35	42	50	60	71	25	35	50	25	35	50	25	35	50	60	35	50	60	25	35	50	60	25	35	50	60	25	35	50	60	35	50	60
RXYSCQ-TV1	●	●	●	●	●	●	●	●	●	●	●	●	●	●	●	●	●	●	●	●	●	●	●	●	●	●	●	●	●	●	●	●	●	●	●	●	●	●	●	●	●

Outdoor unit				RXYSCQ	4TV1	5TV1
Capacity range				HP	4	5
Cooling capacity	Nom.			kW	12.1	14.0
Heating capacity	Nom.			kW	12.1	14.0
	Max.			kW	14.2	16.0
Power input - 50Hz	Cooling	Nom.		kW	3.43	4.26
	Heating	Nom.		kW	3.18	3.91
		Max.		kW	4.14	5.00
EER				kW	3.53	3.29
COP at nominal capacity				kW	3.81	3.58
COP at maximum capacity				kW	3.43	3.20
Maximum number of connectable indoor units					64 (1)	
Indoor index connection	Min.				50	62.5
	Nom.				-	
	Max.				130	162.5
Dimensions	Unit	HeightxWidthxDepth		mm	823x940x460	
Weight	Unit			kg	94	
Fan	Air flow rate	Cooling	Nom.	m^3/min	91	
Sound power level	Cooling	Nom.		dBA	68	69
Sound pressure level	Cooling	Nom.		dBA	51	52
Operation range	Cooling	Min.~Max.		°CDB	-5~46	
	Heating	Min.~Max.		°CWB	-20~15.5	
Refrigerant	Type				R-410A	
	Charge			kg	3.7	
				TCO_2eq	7.7	
	GWP				2,087.5	
Piping connections	Liquid	OD		mm	9.52	
	Gas	OD		mm	15.9	
	Total piping length	System	Actual	m	-	
Power supply	Phase/Frequency/Voltage			Hz/V	1~/50/220-240	
Current - 50Hz	Maximum fuse amps (MFA)			A	32	

(1) Actual number of units depends on the indoor unit type (VRV DX indoor, RA DX indoor, etc.) and the connection ratio restriction for the system (being; 50% ≤ CR ≤130%).
(2) Contains fluorinated greenhouse gases

Branch provider			BPMKS967B2	BPMKS967B3
Connectable indoor units			1~2	1~3
Max. indoor unit connectable capacity			14.2	20.8
Max. connectable combination			71+71	60+71+71
Dimensions	Height x Width x Depth	mm	180x294x350	
Weight		kg	7	8

VRV IV S-series

Variable Refrigerant Temperature

VRV IV S-series heat pump

Space saving solution without compromising on efficiency

- Compact & lightweight single fan design makes the unit almost unnoticeable
- Covers all thermal needs of a building via a single point of contact: accurate temperature control, ventilation, air handling units and Biddle air curtains
- Wide range of indoor units: either connect VRV or stylish indoor units such as Daikin Emura, Nexura ...
- Incorporates VRV IV standards & technologies: Variable Refrigerant Temperature and full inverter compressors
- 3 steps in night quiet mode: step 1: 47 dBA, step 2: 44 dBA, step 3: 41 dBA
- Possibility to limit peak power consumption between 30 and 80%, for example during periods with high power demand
- Contains all standard VRV features



RXYSQ4-6TV1

CONNECTABLE INDOOR UNITS	Wall mounted													Floor standing						Flexi type				Round flow cassette			Fully flat cassette				Concealed ceiling								Ceiling suspended		
	FTXG-L				CTXS-K		FTXS-K						FTXS-G	FVXG-K			FVXS-F			FLXS-B(9)				FCQG-F			FFQ-C				FDXS-F(9)				FDBQ-B /FBQ-D				FHQ-C		
	20	25	35	50	15	35	20	25	35	42	50	60	71	25	35	50	25	35	50	25	35	50	60	35	50	60	25	35	50	60	25	35	50	60	25	35	50	60	35	50	60
RXYSQ-TV1	●	●	●	●	●	●	●	●	●	●	●	●	●	●	●	●	●	●	●	●	●	●	●	●	●	●	●	●	●	●	●	●	●	●	●	●	●	●	●	●	●

Outdoor unit				RXYSQ-TV1	4TV1	5TV1	6TV1
Capacity range				HP	4	5	6
Cooling capacity	Nom.			kW	12.1	14.0	15.5
Heating capacity	Nom.			kW	12.1	14.0	15.5
	Max.			kW	14.2	16.0	18.0
Power input - 50Hz	Cooling	Nom.		kW	3.03	3.73	4.56
	Heating	Nom.		kW	2.68	3.27	3.97
		Max.		kW	3.43	4.09	5.25
EER				kW	4.00	3.75	3.40
COP at nominal capacity				kW	4.52	4.28	3.90
COP at maximum capacity				kW	4.14	3.91	3.43
Maximum number of connectable indoor units					64 (1)		
Indoor index connection	Min.				50	62.5	70
	Nom.				-		
	Max.				130	162.5	182
Dimensions	Unit	HeightxWidthxDepth		mm	1,345x900x320		
Weight	Unit			kg	104		
Fan	Air flow rate	Cooling	Nom.	m^3/min	106		
Sound power level	Cooling	Nom.		dBA	68	69	70
Sound pressure level	Cooling	Nom.		dBA	50	51	
Operation range	Cooling	Min.~Max.		°CDB	-5~46		
	Heating	Min.~Max.		°CWB	-20~15.5		
Refrigerant	Type				R-410A		
	Charge			kg	3.6		
				TCO_2eq	7.5		
	GWP				2,087.5		
Piping connections	Liquid	OD		mm	9.52		
	Gas	OD		mm	15.9		19.1
	Total piping length	System	Actual	m	-		
Power supply	Phase/Frequency/Voltage			Hz/V	1N~/50/220-240		
Current - 50Hz	Maximum fuse amps (MFA)			A	32		

(1) Actual number of units depends on the indoor unit type (VRV DX indoor, RA DX indoor, etc.) and the connection ratio restriction for the system (being; 50% ≤ CR ≤130%).
(2) Contains fluorinated greenhouse gases

Branch provider			BPMKS967B2	BPMKS967B3
Connectable indoor units			1~2	1~3
Max. indoor unit connectable capacity			14.2	20.8
Max. connectable combination			71+71	60+71+71
Dimensions	Height x Width x Depth	mm	180x294x350	
Weight		kg	7	8

Siesta

wall mounted units

The Siesta range offers a wide variety of wall mounted units with high efficiency values up to A++. They provide excellent levels of comfort, and several indoor units are connectable to a multi outdoor unit (ATXS-K, ATX-J3, ATX-KV).

Type	Refrigerant	Model	Product name		20	25	35	42	50	60	page
Siesta Wall mounted	R-32	Siesta wall mounted unit Discreet, modern design for optimal efficiency and comfort thanks to 2 area intelligent eye	ATXM-M		● (multi only)	●	●		●		96
		Siesta wall mounted unit - Multi model applications Discreet Siesta wall mounted unit providing high efficiency and comfort	ATXP-KV		● (multi only)	● (multi only)	● (multi only)				97
	R-410A	Wall mounted unit Siesta, discreet, modern unit for optimal efficiency and comfort thanks to 2 area intelligent eye	ATXS-K		● (multi only)	●	●		●		117
		Wall mounted unit Siesta, providing high efficiency and comfort	ATX-J3		●	●	●				116
			ATX-KV		●	●	●				119
		Wall mounted unit Siesta, offering good value for money and ensuring a steady supply of clean air	ATXN-NB9			● (pair only)	● (pair only)		● (pair only)	● (pair only)	120
	R-410A	Wall mounted unit Siesta, for low energy consumption and pleasant comfort	ATXB-C			● (pair only)	● (pair only)		● (pair only)	● (pair only)	121
	Designed for colder climates	Wall mounted unit Siesta, providing high efficiency and comfort even at low ambient temperatures	ATXL-JV			● (pair only)	● (pair only)				129





Siesta

Wall mounted unit

Discreet, modern Siesta unit for optimal efficiency and comfort thanks to 2 area intelligent eye

- Discreet, modern design. Its smooth curve blends beautifully with the wall resulting in an unobtrusive presence that matches all interior décors.
- High quality matt crystal white finish
- Whisper quiet in operation: the operating of the unit can hardly be heard. The sound pressure level goes down to 19dBA!
- Ideal for installation in bedrooms (20,25 class) and larger or irregular shaped living areas (35,50 class)
- 2 area intelligent eye sends the air flow to a zone other than where the person is located at that moment; if no people are detected, the unit will automatically switch over to the energy-efficient setting (35,50 class)
- Online controller (optional): control your indoor from any location with an app, via your local network or internet



ATXS20-25K



ARXS25-35L3



ARC466A6

Efficiency data			ATXS + ARXS	20K	25K + 25L3	35K + 35L3	50K + 50L
Cooling capacity	Min./Nom./Max.		kW	Only available in multi model application	1.3/2.5/3.2	1.4/3.5/4.0	1.7/5.00/5.3
Heating capacity	Min./Nom./Max.		kW		1.3/2.8/4.7	1.4/4.00/5.2	1.7/5.80/6.5
Power input	Cooling	Min./Nom./Max.	kW		0.320/0.602/1.000	0.350/0.840/1.190	0.350/1.587/1.810
	Heating	Min./Nom./Max.	kW		0.310/0.620/1.410	0.340/0.840/1.460	0.300/1.450/2.000
Seasonal efficiency (according to EN14825)	Cooling	Energy label			A++		
		Pdesign	kW		2.50	3.50	5.00
		SEER			7.51	7.10	6.46
		Annual energy consumption	kWh		117	173	271
	Heating (Average climate)	Energy label			A++		A+
		Pdesign	kW		2.50	3.60	4.60
		SCOP			4.68	4.61	4.00
		Annual energy consumption	kWh		747	1,094	1,608
Nominal efficiency	EER				4.15	3.70	3.15
	COP				4.52	4.76	4.00
	Annual energy consumption		kWh		301	473	794
	Energy label	Cooling/Heating			A/A		

Indoor unit			ATXS	20K	25K	35K	50K
Dimensions	Unit	HeightxWidthxDepth	mm	289x780x215		298x900x215	
Weight	Unit		kg	8		11	
Air filter	Type			Removable / washable / mildew proof			
Fan - Air flow rate	Cooling	High/Nom./Low/ Silent operation	m^3/min	9.1/7.0/5.0/3.9		11.2/8.5/5.8/4.1	11.9/9.6/7.4/4.5
	Heating	High/Nom./Low/ Silent operation	m^3/min	10.0/8.0/6.0/4.3		12.1/9.3/6.5/4.2	13.3/10.8/8.4/5.5
Sound power level	Cooling		dBA	56	58	59	60
	Heating		dBA	56	58	59	60
Sound pressure level	Cooling	High/Nom./Low/ Silent operation	dBA	40/32/24/19	41/33/25/19	45/37/29/19	46/40/34/23
	Heating	High/Nom./Low/ Silent operation	dBA	40/34/27/19	41/34/27/19	45/39/29/19	47/40/34/24
Control systems	Infrared remote control			ARC466A6		ARC466A9	
Power supply	Phase / Frequency / Voltage		Hz / V	1~ / 50 / 220-240			

Outdoor unit				ARXS		25L3	35L3	50L
Dimensions	Unit	HeightxWidthxDepth		mm	Only available in multi model application	550x765x285		735x825x300
Weight	Unit			kg		34		47
Sound power level	Cooling			dBA		59	61	62
	Heating			dBA		59	61	62
Sound pressure level	Cooling	High/Low/Silent operation		dBA		46/-/43	48/44/-	48/-/44
	Heating	High/Low/Silent operation		dBA		47/44/-	48/45/-	48/-/45
Operation range	Cooling	Ambient	Min.~Max.	°CDB		10~46		
	Heating	Ambient	Min.~Max.	°CWB		-15~18		
Refrigerant	Type/Charge kg-TCO^{2}Eq/GWP					R-410A/1.0/2.1/2,087.5	R-410A/1.2/2.5/2,087.5	R-410A/1.7/3.5/2,087.5
Piping connections	Liquid	OD		mm		6.35		
	Gas	OD		mm		9.5		12.7
	Piping length	OU - IU	Max.	m		20		30
		System	Chargeless	m		10		
	Additional refrigerant charge			kg/m		0.02 (for piping length exceeding 10m)		
	Level difference	IU - OU	Max.	m		15		20
Power supply	Phase / Frequency / Voltage			Hz / V		1~ / 50 / 220-240		
Current - 50Hz	Maximum fuse amps (MFA)			A		10		20

(1) EER/COP according to Eurovent 2012, for use outside EU only (2) MFA is used to select the circuit breaker and the ground fault circuit interrupter (earth leakage circuit breaker). For more detailed information on each combination, please refer to the electrical data drawing.

Siesta

Wall mounted unit

Siesta wall mounted unit providing high efficiency and comfort

- Seasonal efficiency values up to A++
- ECONO mode decreases power consumption so that other appliances that need large power consumption can be used
- Comfort mode guarantees draught free operation by preventing that warm or cold air is directly blown on to the body
- Titanium apatite photocatalytic air purification filter removes airborne microscopic particles, powerfully decomposes odours and helps to prevent the propagation of bacteria, viruses, microbes to ensure a steady supply of clean air
- Online controller (optional): control your indoor from any location with an app, via your local network or internet



ATX20-35J3



ARX20-35K



ARC433A89

Efficiency data				ATX + ARX	20J3 + 20K	25J3 + 25K	35J3 + 35K
Cooling capacity	Min./Nom./Max.			kW	1.3/2.0/2.6	1.3/2.5/3.0	1.3/3.3/3.8
Heating capacity	Min./Nom./Max.			kW	1.3/2.5/3.5	1.3/2.8/4.0	1.3/3.5/4.8
Power input	Cooling	Min./Nom./Max.		kW	0.310/0.490/0.720	0.310/0.700/1.050	0.290/1.030/1.300
	Heating	Min./Nom./Max.		kW	0.250/0.590/0.950	0.250/0.690/1.110	0.290/0.930/1.290
Seasonal efficiency (according to EN14825)	Cooling	Energy label			A++		
		Pdesign		kW	2.00	2.50	3.30
		SEER			6.11	6.15	
		Annual energy consumption		kWh	115	142	188
	Heating (Average climate)	Energy label			A+		
		Pdesign		kW	2.20	2.40	2.80
		SCOP			4.34	4.16	4.14
		Annual energy consumption		kWh	711	809	947
Nominal efficiency	EER				4.09	3.55	3.21
	COP				4.24	4.06	3.76
	Annual energy consumption			kWh	244	352	514
	Energy label	Cooling/Heating			A/A		

Indoor unit				ATX	20J3	25J3	35J3
Dimensions	Unit	HeightxWidthxDepth		mm	283x770x198		
Weight	Unit			kg	7		
Air filter	Type				Removable / washable / mildew proof		
Fan - Air flow rate	Cooling	High/Nom./Low/ Silent operation		m^3/min	9.1/7.4/5.9/4.7	9.2/7.6/6.0/4.8	9.3/7.7/6.1/4.9
	Heating	Super high/High/ Nom./Low		m^3/min	9.4/7.8/6.3/5.5	9.7/8.0/6.3/5.5	10.1/8.4/6.7/5.7
Sound power level	Cooling			dBA	55		58
	Heating			dBA	55		58
Sound pressure level	Cooling	High/Nom./Low/ Silent operation		dBA	39/33/25/22	40/33/26/22	41/34/27/23
	Heating	High/Nom./Low/ Silent operation		dBA	39/34/28/25	40/34/28/25	41/35/29/26
Control systems	Infrared remote control				ARC433A89		
Power supply	Phase / Frequency / Voltage			Hz / V	1~ / 50 / 220-240		

Outdoor unit				ARX	20K	25K	35K
Dimensions	Unit	HeightxWidthxDepth		mm	550x658x275		
Weight	Unit			kg	28		
Sound power level	Cooling			dBA	60		62
	Heating			dBA	61		62
Sound pressure level	Cooling	High		dBA	46		48
	Heating	High		dBA	47		48
Operation range	Cooling	Ambient	Min.~Max.	°CDB	-10~46		
	Heating	Ambient	Min.~Max.	°CWB	-15~18		
Refrigerant	Type/Charge kg-TCO^{2}Eq/GWP				R-410A/0.74/1.5/2,087.5		R-410A/1.0/2.1/2,087.5
Piping connections	Liquid	OD		mm	6.35		
	Gas	OD		mm	9.5		
	Piping length	OU - IU	Max.	m	15		
		System	Chargeless	m	10		
	Additional refrigerant charge			kg/m	0.02 (for piping length exceeding 10m)		
	Level difference	IU - OU	Max.	m	12		
Power supply	Phase / Frequency / Voltage			Hz / V	1~ / 50 / 220-240		
Current - 50Hz	Maximum fuse amps (MFA)			A	16		

(1) EER/COP according to Eurovent 2012, for use outside EU only (2) MFA is used to select the circuit breaker and the ground fault circuit interrupter (earth leakage circuit breaker). For more detailed information on each combination, please refer to the electrical data drawing.

Siesta

Wall mounted unit

Discreet Siesta wall mounted unit providing high efficiency and comfort

- SEER / SCOP up to A++
- Discreet, stylish front panel blends easily with the wall, and matches all interior décors
- Online controller (optional): control your indoor from any location with an app, via your local network or internet
- Dry programme allows humidity levels to be reduced without variations in room temperature



ATX20-35K



ARX20-35K



ARC480A11

Efficiency data				ATX + ARX	20KV + 20K	25KV + 25K	35KV + 35K
Cooling capacity	Min./Nom./Max.			kW	1.3/2.0/2.6	1.3/2.5/3.0	1.3/3.5/4.0
Heating capacity	Min./Nom./Max.			kW	1.3/2.5/3.5	1.3/3.0/4.0	1.3/4.0/4.8
Power input	Cooling	Min./Nom./Max.		kW	0.310/0.504/0.720	0.310/0.661/0.720	0.290/1.020/1.300
	Heating	Min./Nom./Max.		kW	0.250/0.524/0.950	0.250/0.688/0.950	0.290/0.995/1.290
Seasonal efficiency (according to EN14825)	Cooling	Energy label			A++		
		Pdesign		kW	2.00	2.50	3.50
		SEER			6.62	6.46	6.40
		Annual energy consumption		kWh	106	135	181
	Heating (Average climate)	Energy label			A++		
		Pdesign		kW	2.20	2.40	2.80
		SCOP			4.64	4.60	4.62
		Annual energy consumption		kWh	664	730	849
Nominal efficiency	EER				3.97	3.78	3.43
	COP				4.77	4.36	4.02
	Annual energy consumption			kWh	252	331	510
	Energy label	Cooling/Heating			A/A		

Indoor unit				ATX	20KV	25KV	35KV
Dimensions	Unit	HeightxWidthxDepth		mm	286x770x225		
Weight	Unit			kg	8		
Air filter	Type				Removable / washable / mildew proof		
Fan - Air flow rate	Cooling	High/Nom./Low/ Silent operation		m^3/min	9.9/7.8/5.8/4.8	10.4/8.0/6.1/4.8	11.8/8.2/6.3/4.9
	Heating	High/Nom./Low/ Silent operation		m^3/min	10.9/8.5/6.4/5.2	11.1/8.5/6.7/5.2	12.8/8.5/6.9/5.2
Sound power level	Cooling			dBA	55		58
	Heating			dBA	55		58
Sound pressure level	Cooling	High/Nom./Low/ Silent operation		dBA	39/33/25/20	40/33/26/20	43/34/27/20
	Heating	High/Nom./Low/ Silent operation		dBA	39/34/28/23	40/34/28/23	43/35/29/26
Control systems	Infrared remote control				ARC480A11		
	Wired remote control				BRC944B2 / BRC073		
Power supply	Phase / Frequency / Voltage			Hz / V	1~ / 50 / 220-240		

Outdoor unit				ARX	20K	25K	35K
Dimensions	Unit	HeightxWidthxDepth		mm	550x658x275		
Weight	Unit			kg	28		
Sound power level	Cooling			dBA	60		62
	Heating			dBA	61		62
Sound pressure level	Cooling	High		dBA	46		48
	Heating	High		dBA	47		48
Operation range	Cooling	Ambient	Min.~Max.	°CDB	-10~46		
	Heating	Ambient	Min.~Max.	°CWB	-15~18		
Refrigerant	Type/Charge kg-TCO^{2}Eq/GWP				R-410A/0.74/1.5/2,087.5		R-410A/1.0/2.1/2,087.5
Piping connections	Liquid	OD		mm	6.35		
	Gas	OD		mm	9.5		
	Piping length	OU - IU	Max.	m	15		
		System	Chargeless	m	10		
	Additional refrigerant charge			kg/m	0.02 (for piping length exceeding 10m)		
	Level difference	IU - OU	Max.	m	12		
Power supply	Phase / Frequency / Voltage			Hz / V	1~ / 50 / 220-240		
Current - 50Hz	Maximum fuse amps (MFA)			A	16		

*Note: blue cells contain preliminary data

(1) EER/COP according to Eurovent 2012, for use outside EU only (2) MFA is used to select the circuit breaker and the ground fault circuit interrupter (earth leakage circuit breaker). For more detailed information on each combination, please refer to the electrical data drawing.

Siesta

Wall mounted unit

Siesta wall mounted unit, offering good value for money and ensuring a steady supply of clean air

- Seasonal efficiency values up to A+
- Flat, stylish front panel blends easily within any interior décor and is more easy to clean
- Vertical auto swing moves the discharge flaps up and down for efficient air and temperature distribution throughout the room
- The infrared remote control is user friendly and equipped with a timer function that enables you to programme the unit to start or stop at your desired time.
- 24 hour timer can be set to start heating or cooling anytime during a 24 hour period



ATXN-NB



ARXN25-35NB



AP GS02

Efficiency data				ATXN + ARXN	25NB9 + 25NB9	35NB9 + 35NB9	50NB9 + 50NB9	60NB9 + 60NB9
Cooling capacity	Min./Nom./Max.			kW	1.300/2.560/3.000	1.300/3.410/3.800	1.630/5.480/6.200	1.750/6.230/6.500
Heating capacity	Min./Nom./Max.			kW	1.300/2.840/4.000	1.300/3.580/4.750	1.170/5.620/6.600	1.200/6.400/8.000
Power input	Cooling	Min./Nom./Max.		kW	0.280/0.693/0.990	0.290/1.060/1.390	0.290/1.668/2.000	0.280/1.931/2.000
	Heating	Min./Nom./Max.		kW	0.260/0.700/1.100	0.285/0.950/1.480	0.240/1.550/2.510	0.240/1.680/2.000
Seasonal efficiency (according to EN14825)	Cooling	Energy label			A+			
		Pdesign		kW	2.56	3.41	5.48	6.23
		SEER			5.66	5.86	5.79	5.96
		Annual energy consumption		kWh	159	204	331	366
	Heating (Average climate)	Energy label			A+			
		Pdesign		kW	2.41	2.80	3.37	3.80
		SCOP			4.00		4.01	4.06
		Annual energy consumption		kWh	842	981	1,177	1,310
Nominal efficiency	EER				3.69	3.22	3.29	3.23
	COP				4.06	3.77	3.63	3.81
	Annual energy consumption			kWh	347	530	833	964
	Energy label	Cooling/Heating			A/A			

Indoor unit				ATXN	25NB9	35NB9	50NB9	60NB9
Dimensions	Unit	HeightxWidthxDepth		mm	288x859x209		310x1,124x237	
Weight	Unit			kg	9.0		14.0	
Air filter	Type				Saranet			
Fan - Air flow rate	Cooling	Super high/High/Nom./ Low/Silent operation		m^3/min	10.68/9.78/7.68/6.06/4.68	11.10/10.14/7.98/6.54/4.68	16.38/15.00/13.32/11.82/10.62	19.92/18.54/16.56/14.34/12.36
	Heating	Super high/High/Nom./ Low/Silent operation		m^3/min	10.68/9.78/7.68/6.06/4.68	11.10/10.14/7.98/6.54/4.68	16.38/15.00/13.32/11.82/10.62	19.92/18.54/16.56/14.34/12.36
Sound power level	Cooling			dBA	53	54	55	61
	Heating			dBA	53	54	55	61
Sound pressure level	Cooling	Super high/High/Nom./ Low/Silent operation		dBA	41/40/34/29/21	42/41/34/30/22	44/40/38/35/32	46/43/41/37/33
	Heating	Super high/High/Nom./ Low/Silent operation		dBA	41/40/34/29/21	42/41/34/30/22	44/40/38/35/32	46/43/41/37/33
Power supply	Phase / Frequency / Voltage			Hz / V	1~ / 50 / 220-240			

Outdoor unit				ARXN	25NB9	35NB9	50NB9	60NB9
Dimensions	Unit	HeightxWidthxDepth		mm	550x658x289		628x855x328	753x855x328
Weight	Unit			kg	24	26	37	44
Sound power level	Cooling			dBA	58	60	64	65
	Heating			dBA	58	60	64	65
Sound pressure level	Cooling	Nom.		dBA	45	46	51	
	Heating	Nom.		dBA	45	46	51	
Operation range	Cooling	Ambient	Min.~Max.	°CDB	10~46		-10~46	
	Heating	Ambient	Min.~Max.	°CWB	-15~18			
Refrigerant	Type/Charge kg-TCO^{2}Eq/GWP				R-410A/0.74/1.5/2,087.5	R-410A/1.00/2.1/2,087.5	R-410A/1.25/2.6/2,087.5	R-410A/1.45/3.0/2,087.5
Piping connections	Liquid	OD		mm	6.35			
	Gas	OD		mm	9.52		12.70	15.90
	Piping length	OU - IU	Max.	m	20		30	
		System	Chargeless	m	7.5			
	Level difference	IU - OU	Max.	m	10			
Power supply	Phase / Frequency / Voltage			Hz / V	1~ / 50 / 220-240			
Current - 50Hz	Maximum fuse amps (MFA)			A	16		20	

*Note: blue cells contain preliminary data

(1) EER/COP according to Eurovent 2012, for use outside EU only (2) MFA is used to select the circuit breaker and the ground fault circuit interrupter (earth leakage circuit breaker). For more detailed information on each combination, please refer to the electrical data drawing.

Siesta

Wall mounted unit

Siesta wall mounted unit for low energy consumption and pleasant comfort

- Seasonal efficiency values up to A+
- Flat, stylish front panel blends easily within any interior décor and is easier to clean
- The infrared remote control is user friendly and equipped with a timer function that enables you to programme the unit to start or stop at your desired time.
- Vertical auto swing moves the discharge flaps up and down for efficient air and temperature distribution throughout the room
- 24 hour timer can be set to start heating or cooling anytime during a 24 hour period



ATXB25-35C



ARXB25-35C



ARC470A1

Efficiency data				ATXB + ARXB	25C + 25C	35C + 35C	50C + 50C	60C + 60C
Cooling capacity	Min./Nom./Max.			kW	1.3/2.5/3.0	1.3/3.3/3.8	1.630/5.480/6.200	1.750/6.230/6.500
Heating capacity	Min./Nom./Max.			kW	1.3/2.8/4.0	1.3/3.5/4.8	1.170/5.620/6.600	1.200/6.400/7.100
Power input	Cooling	Min./Nom./Max.		kW	0.310/0.770/1.050	0.290/1.030/1.300	0.280/1.700/1.910	0.280/1.931/2.000
	Heating	Min./Nom./Max.		kW	0.250/0.700/1.110	0.290/0.940/1.290	0.240/1.500/1.880	0.240/1.680/2.000
Seasonal efficiency (according to EN14825)	Cooling	Energy label			A+			
		Pdesign		kW	2.50	3.30	5.48	6.23
		SEER			5.93	6.02	5.93	6.09
		Annual energy consumption		kWh	148	192	324	359
	Heating (Average climate)	Energy label			A+			
		Pdesign		kW	2.40	2.80	3.64	3.80
		SCOP			4.01	4.04	4.27	4.06
		Annual energy consumption		kWh	838	970	1,195	1,311
Nominal efficiency	EER				3.25	3.21	3.22	3.23
	COP				4.01	3.71	3.75	3.81
	Annual energy consumption			kWh	385	514	851	964
	Energy label	Cooling/Heating			A/A			

Indoor unit				ATXB	25C	35C	50C	60C
Dimensions	Unit	HeightxWidthxDepth		mm	283x770x216		310x1,065x224	
Weight	Unit			kg	8		14	
Air filter	Type				Removable / washable / mildew proof		Saranet	
Fan - Air flow rate	Cooling	Super high/High/Nom./ Low/Silent operation		m^3/min	-/9.2/7.6/6.0/4.8	-/9.3/7.7/6.1/4.9	16.38/15.00/13.32/11.82/10.62	19.92/18.5/16.56/14.34/12.36
	Heating	Super high/High/Nom./ Low/Silent operation		m^3/min	-/9.7/8.0/6.3/5.5	-/10.1/8.4/6.7/5.7	16.38/15.00/13.32/11.82/10.62	19.92/18.54/16.56/14.3/12.36
Sound power level	Cooling			dBA	55	58	55	61
	Heating			dBA	55	58	-	
Sound pressure level	Cooling	Super high/High/Nom./ Low/Silent operation		dBA	-/40/33/26/21	-/41/34/27/23	44/40/38/35/32	46/43/41/37/33
	Heating	Super high/High/Nom./ Low/Silent operation		dBA	-/40/34/28/25	-/41/35/29/26	44/40/38/35/32	46/43/41/37/33
Control systems	Infrared remote control				ARC470A1		-	
Power supply	Phase / Frequency / Voltage			Hz / V	1~ / 50 / 220-240			

Outdoor unit				ARXB	25C	35C	50C	60C
Dimensions	Unit	HeightxWidthxDepth		mm	550x658x275		753x855x328	
Weight	Unit			kg	28	30	44	
Sound power level	Cooling			dBA	60	62	64	65
	Heating			dBA	61	62	-	
Sound pressure level	Cooling	High/Nom.		dBA	46/-	48/-	-/51	
	Heating	High/Nom.		dBA	47/-	48/-	-/51	
Operation range	Cooling	Ambient	Min.~Max.	°CDB	-10~46			
	Heating	Ambient	Min.~Max.	°CWB	-15~18			
Refrigerant	Type/Charge kg-TCO^{2}Eq/GWP				R-410A/0.74/1.5/2,087.5	R-410A/1.0/2.1/2,087.5	R-410A/1.45/3.0/2,087.5	
Piping connections	Liquid	OD		mm	6.35			
	Gas	OD		mm	9.5		12.70	15.90
	Piping length	OU - IU	Max.	m	15		30	
		System	Chargeless	m	10		7.5	
	Level difference	IU - OU	Max.	m	12		10	
Power supply	Phase / Frequency / Voltage			Hz / V	1~ / 50 / 220-240			
Current - 50Hz	Maximum fuse amps (MFA)			A	16		20	

(1) EER/COP according to Eurovent 2012, for use outside EU only (2) MFA is used to select the circuit breaker and the ground fault circuit interrupter (earth leakage circuit breaker) For more detailed information on each combination, please refer to the electrical data drawing.

Multi model application

- Outdoor units for multi model application.
- Outdoor units are fitted with a swing compressor, renowned for its low noise and high energy efficiency
- Up to 3 indoor units can be connected to 1 Multi outdoor unit; all indoor units are individually controllable and do not need to be installed in the same room or at the same time; they operate simultaneously within the same cooling or heating mode
- Night quiet mode automatically reduces the operation sound of the outdoor unit by 3dBA during nighttime (multi outdoor units in cooling mode only)
- Daikin outdoor units are neat, sturdy and can easily be mounted on a roof or terrace or simply placed against an outside wall



2AMX40-50G



3AMX52E

	Wall mounted									
	ATXS-K				ATX-J3			ATX-KV		
Connectable indoor units	20	25	35	50	20	25	35	20	25	35
2AMX40G	●	●	●		●	●	●	●	●	●
2AMX50G	●	●	●	●	●	●	●	●	●	●
3AMX52E	●	●	●	●						

Outdoor unit					2AMX40G	2AMX50G	3AMX52E
Dimensions	Unit	HeightxWidthxDepth		mm	550x765x285		735x936x300
Weight	Unit			kg	38	42	49
Sound power level	Cooling			dBA	62	63	59
	Heating			dBA	-		60
Sound pressure level	Cooling	Nom.		dBA	47	48	46
	Heating	Nom.		dBA	48	50	47
Operation range	Cooling	Ambient	Min.~Max.	°CDB	10~46		-10~46
	Heating	Ambient	Min.~Max.	°CWB	-15~18		
Refrigerant	Type/Charge kg-TCO^{2}Eq/GWP				R-410A/1.20/2.5/2,087.5	R-410A/1.60/3.3/2,087.5	R-410A/2.0/4.2/2,087.5
Piping connections	Liquid	OD		mm	6.35		
	Gas	OD		mm	9.5		
	Piping length	OU - IU	Max.	m	20		25
	Additional refrigerant charge			kg/m	0.02 (for piping length exceeding 20m)		0.02 (for piping length exceeding 30m)
	Level difference	IU - OU	Max.	m	15		
		IU - IU	Max.	m	7.5		
Power supply	Phase / Frequency / Voltage			Hz / V	1~ / 50 / 220-240		1~ / 50 / 230
Current - 50Hz	Maximum fuse amps (MFA)			A	16		20

Optimised for heating

Why choose Daikin?

- Wide range of indoor units
- Guaranteed heating capacities even with outdoor temperatures down to -25°C.
- Outdoor units delivering leading-edge efficiency with improved defrosting and no ice build up.

Benefits

› Online controller
› Guaranteed operation down to -25°C

Designed for living

For most people, total indoor climate control means having the ability to select a desirable temperature for each space in a house and to have that temperature maintained no matter what the temperature outside and this means heating, cooling and high air quality is needed for year round comfort.

For the coldest regions, the outdoor units of our heat pump have been redesigned to withstand extreme weather conditions with excellent energy efficiency ratings.

Designed to operate in a whisper-quiet mode and to distribute purified air in a way that does not produce unpleasant air currents, our indoor units have won prestigious design awards.

Truly, climate control by design.

Online controller

Always in control, no matter where you are. Control your indoor from any location with an app, via your local network or internet.

Type	Model	Product name		25	35	page
Wall mounted	Daikin Emura Design at its best, delivering superior efficiency and comfort	FTXG-LW/S		● (pair only)	● (pair only)	124
	Wall mounted unit Discreet, modern design for optimal efficiency and comfort thanks to 2 area intelligent eye	FTXLS-K3		● (pair only)	● (pair only)	125
	Wall mounted unit Providing high efficiency and comfort	FTXL-JV		● (pair only)	● (pair only)	126
Floor standing	Nexura - floor standing unit with radiant heat panel Stylish floor standing unit with radiant heat panel for comfortable heat and very low noise	FVXG-K		● (pair only)	● (pair only)	127
	Floor standing unit Floor standing unit for optimal heating comfort thanks to dual airflow	FVXS-F		● (pair only)	● (pair only)	128
Wall mounted Siesta	Wall mounted unit Siesta wall mounted unit providing high efficiency and comfort	ATXL-JV		● (pair only)	● (pair only)	129

Wall mounted unit

Design at its best, delivering superior efficiency and comfort , even at ambient temperatures **down to -25°C**

- Remarkable blend of iconic design and engineering excellence with an elegant finish in matt crystal white
- Daikin Emura has been awarded with Reddot design award 2014 by an international jury, thanks to its excellent design
- Designed to perfectly balance technological leadership and the beauty of aerodynamics
- Online controller (optional): control your indoor from any location with an app, via your local network or internet
- Whisper quiet in operation: the operating of the unit can hardly be heard. The sound pressure level goes down to 19dBA!
- Guaranteed heating capacity at low ambient temperature, down to -25°C
- Thanks to the unique free hanging coil technology, the defrost cycle is improved, resulting in lower running costs and no ice buildup



Efficiency data				FTXG + RXLG	25LS + 25M	25LW + 25M	35LS + 35M	35LW + 35M
Cooling capacity	Min./Nom./Max.			kW	1.3/2.5/4.0		1.4/3.5/4.6	
Heating capacity	Min./Nom./Max. /Max. at -15°C			kW	1.0/4.4/6.1/3.6		1.0/5.1/6.7/4.2	
Power input	Cooling	Min./Nom./Max.		kW	0.250/0.680/1.090		0.250/0.980/1.240	
	Heating	Min./Nom./Max.		kW	0.250/1.020/1.610		0.250/1.310/2.070	
Seasonal efficiency (according to EN14825)	Cooling	Energy label			A++			
		Pdesign		kW	2.50		3.50	
		SEER			7.04		6.67	
		Annual energy consumption		kWh	124		184	
	Heating (Average climate)	Energy label			A++			
		Pdesign		kW	2.50		3.00	
		SCOP			4.64		4.60	
		Annual energy consumption		kWh	755		913	
	Heating (Cold climate)	SCOP			4.02		3.80	
Nominal efficiency	EER				3.68		3.57	
	COP				4.31		3.89	
	Annual energy consumption			kWh	340		490	
	Energy label	Cooling/Heating			A/A			

Indoor unit				FTXG	25LS	25LW	35LS	35LW
Dimensions	Unit	HeightxWidthxDepth		mm	303x998x212			
Weight	Unit			kg	12			
Air filter	Type				Removable / washable / mildew proof			
Fan - Air flow rate	Cooling	High/Nom./Low/ Silent operation		m^3/min	8.9/6.6/4.4/2.6		10.9/7.8/4.8/2.9	
	Heating	High/Nom./Low/ Silent operation		m^3/min	11.0/8.6/6.3/3.8		12.4/9.6/6.9/4.1	
Sound power level	Cooling			dBA	54		59	
	Heating			dBA	56		59	
Sound pressure level	Cooling	High/Nom./Low/ Silent operation		dBA	38/32/25/19		45/34/26/20	
	Heating	High/Nom./Low/ Silent operation		dBA	41/34/28/19		45/37/29/20	
Control systems	Infrared remote control				ARC466A1			
Power supply	Phase / Frequency / Voltage			Hz / V	1~ / 50 / 220-240			

Outdoor unit				RXLG	25M	35M
Dimensions	Unit	HeightxWidthxDepth		mm	550x858x330	
Weight	Unit			kg	40	
Sound power level	Cooling			dBA	61	
	Heating			dBA	61	
Sound pressure level	Cooling	High/Low		dBA	48/44	
	Heating	High/Low		dBA	49/45	
Operation range	Cooling	Ambient	Min.~Max.	°CDB	-10~46	
	Heating	Ambient	Min.~Max.	°CWB	-25~18	
Refrigerant	Type/Charge kg-TCO^{2}Eq/GWP				R-410A/1/2.1/2,087.5	
Piping connections	Liquid	OD		mm	6.35	
	Gas	OD		mm	9.5	
	Piping length	OU - IU	Max.	m	20	
		System	Chargeless	m	10	
	Additional refrigerant charge			kg/m	0.02 (for piping length exceeding 10m)	
	Level difference	IU - OU	Max.	m	-	
		IU - IU	Max.	m	15	
Power supply	Phase / Frequency / Voltage			Hz / V	1~ / 50 / 220-240	
Current - 50Hz	Maximum fuse amps (MFA)			A	20	

(1) EER/COP according to Eurovent 2012, for use outside EU only (2) MFA is used to select the circuit breaker and the ground fault circuit interrupter (earth leakage circuit breaker). For more detailed information on each combination, please refer to the electrical data drawing.

Wall mounted unit

Discreet modern design for optimal efficiency and comfort thanks to 2 area intelligent eye, even at ambient temperatures **down to -25°C**

- High quality matt crystal white finish
- Excellent air flow and air distribution
- Whisper quiet in operation: the operating of the unit can hardly be heard. The sound pressure level goes down to 19dBA!
- New remote control design, also in high quality matt white finish to give a perfect match with the indoor unit
- Online controller (optional): control your indoor from any location with an app, via your local network or internet
- Guaranteed heating capacity at low ambient temperature, down to -25°C
- Thanks to the unique free hanging coil technology, the defrost cycle is improved, resulting in lower running costs and no ice buildup



FTXLS-K3

RXLS-M

ARC466A9

SPLIT

Efficiency data				FTXLS + RXLS	25K3 + 25M	35K3 + 35M
Cooling capacity	Min./Nom./Max.			kW	1.6/2.5/4.4	1.7/3.5/5.0
Heating capacity	Min./Nom./Max./Max. at -15°C			kW	1.0/4.7/6.6/3.98	1.0/5.4/7.2/4.51
Power input	Cooling	Min./Nom./Max.		kW	0.320/0.669/2.330	0.320/0.951/2.330
	Heating	Min./Nom./Max.		kW	0.240/1.100/2.360	0.240/1.310/2.880
Seasonal efficiency (according to EN14825)	Cooling	Energy label			A++	
		Pdesign		kW	2.50	3.50
		SEER			6.62	6.91
		Annual energy consumption		kWh	132	177
	Heating (Average climate)	Energy label			A++	
		Pdesign		kW	3.20	3.80
		SCOP			4.62	4.60
		Annual energy consumption		kWh	947	1,147
	Heating (Cold climate)	SCOP			3.76	3.65
Nominal efficiency	EER				3.74	3.69
	COP				4.27	4.12
	Annual energy consumption			kWh	334.5	475.5
	Energy label	Cooling/Heating			A/A	

Indoor unit				FTXLS	25K3	35K3
Dimensions	Unit	HeightxWidthxDepth		mm	298x900x215	
Weight	Unit			kg	12	
Air filter	Type				Removable / washable / mildew proof	
Fan - Air flow rate	Cooling	High/Nom./Low/ Silent operation		m^3/min	11.2/9.1/7.0/4.1	
	Heating	High/Nom./Low/ Silent operation		m^3/min	13.3/10.0/7.8/4.2	
Sound power level	Cooling			dBA	59	
	Heating			dBA	62	
Sound pressure level	Cooling	High/Nom./Low/ Silent operation		dBA	45/39/33/21	
	Heating	High/Nom./Low/ Silent operation		dBA	47/36/23/19	
Control systems	Infrared remote control				ARC466A9	
Power supply	Phase / Frequency / Voltage			Hz / V	1~ / 50 / 220-240	

Outdoor unit				RXLS	25M	35M
Dimensions	Unit	HeightxWidthxDepth		mm	550x858x330	
Weight	Unit			kg	40	
Sound power level	Cooling			dBA	61	
	Heating			dBA	61	
Sound pressure level	Cooling	High/Low		dBA	48/44	
	Heating	High/Low		dBA	49/45	
Operation range	Cooling	Ambient	Min.~Max.	°CDB	-10~46	
	Heating	Ambient	Min.~Max.	°CWB	-25~18	
Refrigerant	Type/Charge kg-TCO^{2}Eq/GWP				R-410A/1.3/2.7/2,087.5	
Piping connections	Liquid	OD		mm	6.35	
	Gas	OD		mm	9.5	
	Piping length	OU - IU	Max.	m	20	
		System	Chargeless	m	10	
	Additional refrigerant charge			kg/m	0.02 (for piping length exceeding 10m)	
	Level difference	IU - OU	Max.	m	-	
		IU - IU	Max.	m	15	
Power supply	Phase / Frequency / Voltage			Hz / V	1~ / 50 / 220-240	
Current - 50Hz	Maximum fuse amps (MFA)			A	20	

(1) EER/COP according to Eurovent 2012, for use outside EU only (2) MFA is used to select the circuit breaker and the ground fault circuit interrupter (earth leakage circuit breaker). For more detailed information on each combination, please refer to the electrical data drawing.

Wall mounted unit

Wall mounted unit providing high efficiency and comfort, even at ambient temperatures **down to -25°C**

- The unit's compact dimensions makes it ideal for renovation projects, especially for above door installation
- Excellent air flow and air distribution
- Online controller (optional): control your indoor from any location with an app, via your local network or internet
- Guaranteed heating capacity at low ambient temperature, down to -25°C
- Thanks to the unique free hanging coil technology, the defrost cycle is improved, resulting in lower running costs and no ice buildup
- Also available in Siesta range, see page 129



FTXL-JV



RXL-M3



ARC433A87

Efficiency data				**FTXL + RXL**	**25JV + 25M3**	**35JV + 35M3**
Cooling capacity	Min./Nom./Max.			kW	1.2/2.5/3.4	1.3/3.5/3.8
Heating capacity	Min./Nom./Max./Max. at -15°C			kW	1.1/3.2/5.5/3.24	1.2/3.8/6.0/3.62
Power input	Cooling	Min./Nom./Max.		kW	0.290/0.801/1.300	0.290/1.140/1.300
	Heating	Min./Nom./Max.		kW	0.240/0.722/2.142	0.240/0.902/2.890
Seasonal efficiency (according to EN14825)	Cooling	Energy label			A+	
		Pdesign		kW	2.50	3.50
		SEER			6.01	5.87
		Annual energy consumption		kWh	146	209
	Heating (Average climate)	Energy label			A+	
		Pdesign		kW	2.50	3.00
		SCOP			4.37	4.21
		Annual energy consumption		kWh	793	998
	Heating (Cold climate)	SCOP			3.60	3.43
Nominal efficiency	EER				3.12	3.07
	COP				4.43	4.21
	Annual energy consumption			kWh	400.5	570
	Energy label	Cooling/Heating			B/A	A/A

Indoor unit				**FTXL**	**25JV**	**35JV**
Dimensions	Unit	HeightxWidthxDepth		mm	283x770x198	
Weight	Unit			kg	8	
Air filter	Type				Removable / washable / mildew proof	
Fan - Air flow rate	Cooling	High/Nom./Low/ Silent operation		m^3/min	9.3/7.7/6.1/4.9	
	Heating	High/Nom./Low/ Silent operation		m^3/min	10.1/8.4/6.7/5.7	
Sound power level	Cooling			dBA	57	
	Heating			dBA	57	
Sound pressure level	Cooling	High/Nom./Low/ Silent operation		dBA	41/34/27/23	
	Heating	High/Nom./Low/ Silent operation		dBA	41/35/29/26	
Control systems	Infrared remote control				ARC433A87	
Power supply	Phase / Frequency / Voltage			Hz / V	1~ / 50 / 220-240	

Outdoor unit				**RXL**	**25M3**	**35M3**
Dimensions	Unit	HeightxWidthxDepth		mm	550x858x330	
Weight	Unit			kg	40	
Sound power level	Cooling			dBA	61	
	Heating			dBA	61	
Sound pressure level	Cooling	High/Low		dBA	48/44	
	Heating	High/Low		dBA	49/45	
Operation range	Cooling	Ambient	Min.~Max.	°CDB	-10~46	
	Heating	Ambient	Min.~Max.	°CWB	-25~18	
Refrigerant	Type/Charge kg-TCO^{2}Eq/GWP				R-410A/1/2.1/2,087.5	
Piping connections	Liquid	OD		mm	6.35	
	Gas	OD		mm	9.5	
	Piping length	OU - IU	Max.	m	20	
		System	Chargeless	m	10	
	Additional refrigerant charge			kg/m	0.02 (for piping length exceeding 10m)	
	Level difference	IU - OU	Max.	m	15	
Power supply	Phase / Frequency / Voltage			Hz / V	1~ / 50 / 220-240	
Current - 50Hz	Maximum fuse amps (MFA)			A	20	

(1) EER/COP according to Eurovent 2012, for use outside EU only (2) MFA is used to select the circuit breaker and the ground fault circuit interrupter (earth leakage circuit breaker). For more detailed information on each combination, please refer to the electrical data drawing.

nexura

Floor standing unit with radiant heat panel

Stylish floor standing unit with radiant heat panel for comfortable heat and very low noise, even at ambient temperatures **down to -25°C**

- The aluminium part of the front panel of the Nexura indoor unit has the capability of warming up, just like a traditional radiator, to add even more comfort on cold days
- Quiet and discrete, Nexura offers you the best in heating and cooling, in comfort and design
- The indoor unit distributes air at the sound of a whisper. The noise produced amounts to barely 22dB(A) in cooling and 19dB(A) in radiant heat mode. In comparison, the ambient sound in a quiet room amounts to 40dB(A) on average.
- Comfortable vertical auto swing ensures draughtfree operation and prevents ceiling soiling
- Online controller (optional): control your indoor from any location with an app, via your local network or internet
- Can be installed against a wall or recessed
- Guaranteed heating capacity at low ambient temperature, down to -25°C
- Thanks to the unique free hanging coil technology, the defrost cycle is improved, resulting in lower running costs and no ice buildup



FVXG-K



RXLG-M



ARC466A2



Efficiency data				FVXG + RXLG	25K + 25M	35K + 35M
Cooling capacity	Min./Nom./Max.			kW	1.2/2.5/5.1	1.4/3.5/5.6
Heating capacity	Min./Nom./Max./Max. at -15°C			kW	1.0/4.5/6.5/3.5	1.1/5.6/7.0/4.0
Power input	Cooling	Min./Nom./Max.		kW	0.250/0.710/1.850	0.250/1.020/2.040
	Heating	Min./Nom./Max.		kW	0.250/1.160/1.840	0.250/1.550/2.350
Seasonal efficiency (according to EN14825)	Cooling	Energy label			A++	
		Pdesign		kW	2.50	3.50
		SEER			6.99	6.59
		Annual energy consumption		kWh	131	186
	Heating (Average climate)	Energy label			A+	
		Pdesign		kW	3.00	3.40
		SCOP			4.25	4.01
		Annual energy consumption		kWh	989	1,187
	Heating (Cold climate)	SCOP			3.43	3.24
Nominal efficiency	EER				3.52	3.43
	COP				3.88	3.61
	Annual energy consumption			kWh	355	510
	Energy label	Cooling/Heating			A/A	

Indoor unit				FVXG	25K	35K
Dimensions	Unit	HeightxWidthxDepth		mm	600x950x215	
Weight	Unit			kg	22	
Air filter	Type				Removable / washable / mildew proof	
Fan - Air flow rate	Cooling	High/Nom./Low/Silent operation		m^3/min	8.9/8.9/5.3/4.5	9.1/9.1/5.3/4.5
	Heating	High/Nom./Low/Silent operation		m^3/min	9.9/7.8/5.7/4.7	10.2/8.0/5.8/5.0
Sound power level	Cooling			dBA	52	
	Heating			dBA	53	
Sound pressure level	Cooling	High/Nom./Low/Silent operation		dBA	38/32/26/23	39/33/27/24
	Heating	High/Nom./Low/Silent operation/Radiant heat		dBA	39/32/26/22/19	40/33/27/23/19
Control systems	Infrared remote control				ARC466A2	
Power supply	Phase / Frequency / Voltage			Hz / V	1~ / 50 / 220-240	

Outdoor unit				RXLG	25M	35M
Dimensions	Unit	HeightxWidthxDepth		mm	550x858x330	
Weight	Unit			kg	40	
Sound power level	Cooling			dBA	61	
	Heating			dBA	61	
Sound pressure level	Cooling	High/Low		dBA	48/44	
	Heating	High/Low		dBA	49/45	
Operation range	Cooling	Ambient	Min.~Max.	°CDB	-10~46	
	Heating	Ambient	Min.~Max.	°CWB	-25~18	
Refrigerant	Type/Charge kg-TCO^{2}Eq/GWP				R-410A/1/2.1/2,087.5	
Piping connections	Liquid	OD		mm	6.35	
	Gas	OD		mm	9.5	
	Piping length	OU - IU	Max.	m	20	
		System	Chargeless	m	10	
	Additional refrigerant charge			kg/m	0.02 (for piping length exceeding 10m)	
	Level difference	IU - OU	Max.	m	-	
		IU - IU	Max.	m	15	
Power supply	Phase / Frequency / Voltage			Hz / V	1~ / 50 / 220-240	
Current - 50Hz	Maximum fuse amps (MFA)			A	20	

(1) EER/COP according to Eurovent 2012, for use outside EU only (2) MFA is used to select the circuit breaker and the ground fault circuit interrupter (earth leakage circuit breaker). For more detailed information on each combination, please refer to the electrical data drawing.

Floor standing unit

Floor standing unit for optimal heating comfort thanks to dual airflow , even at ambient temperatures **down to -25°C**

- Its low height enables the unit to fit perfectly beneath a window
- Can be installed against a wall or recessed
- Vertical auto swing moves the discharge flaps up and down for efficient air and temperature distribution throughout the room
- Online controller (optional): control your indoor from any location with an app, via your local network or internet
- Guaranteed heating capacity at low ambient temperature, down to -25°C
- Thanks to the unique free hanging coil technology, the defrost cycle is improved, resulting in lower running costs and no ice buildup



FVXS-F

RXL-M3

ARC452A1

Efficiency data				**FVXS + RXL**	**25F + 25M3**	**35F + 35M3**
Cooling capacity	Min./Nom./Max.			kW	1.2/2.5/5.1	1.4/3.5/5.6
Heating capacity	Min./Nom./Max./Max. at -15°C			kW	1.0/4.5/6.5/3.4	1.1/5.6/7.0/3.8
Power input	Cooling	Min./Nom./Max.		kW	0.250/0.740/1.920	0.250/1.070/2.120
	Heating	Min./Nom./Max.		kW	0.250/1.190/2.330	0.250/1.620/2.650
Seasonal efficiency (according to EN14825)	Cooling	Energy label			A	
		Pdesign		kW	2.50	3.50
		SEER			5.10	5.21
		Annual energy consumption		kWh	173	235
	Heating (Average climate)	Energy label			A+	A
		Pdesign		kW	3.20	3.60
		SCOP			4.04	3.80
		Annual energy consumption		kWh	1,109	1,326
	Heating (Cold climate)	SCOP			3.41	3.10
Nominal efficiency	EER				3.38	3.27
	COP				3.78	3.46
	Annual energy consumption			kWh	370	535
	Energy label	Cooling/Heating			A/A	

Indoor unit				**FVXS**	**25F**	**35F**
Dimensions	Unit	HeightxWidthxDepth		mm	600x700x210	
Weight	Unit			kg	14	
Air filter	Type				Removable / washable / mildew proof	
Fan - Air flow rate	Cooling	High/Nom./Low/ Silent operation		m^3/min	8.2/8.2/4.8/4.1	8.5/8.5/4.9/4.5
	Heating	High/Nom./Low/ Silent operation		m^3/min	8.8/6.9/5.0/4.4	9.4/7.3/5.2/4.7
Sound power level	Cooling			dBA	52	
	Heating			dBA	52	
Sound pressure level	Cooling	High/Nom./Low/ Silent operation		dBA	38/32/26/23	39/33/27/24
	Heating	High/Nom./Low/ Silent operation		dBA	38/32/26/23	39/33/27/24
Control systems	Infrared remote control				ARC452A1	
Power supply	Phase / Frequency / Voltage			Hz / V	1~ / 50 / 220-240	

Outdoor unit				**RXL**	**25M3**	**35M3**
Dimensions	Unit	HeightxWidthxDepth		mm	550x858x330	
Weight	Unit			kg	40	
Sound power level	Cooling			dBA	61	
	Heating			dBA	61	
Sound pressure level	Cooling	High/Low		dBA	48/44	
	Heating	High/Low		dBA	49/45	
Operation range	Cooling	Ambient	Min.~Max.	°CDB	-10~46	
	Heating	Ambient	Min.~Max.	°CWB	-25~18	
Refrigerant	Type/Charge kg-TCO^{2}Eq/GWP				R-410A/1/2.1/2,087.5	
Piping connections	Liquid	OD		mm	6.35	
	Gas	OD		mm	9.5	
	Piping length	OU - IU	Max.	m	30	
		System	Chargeless	m	10	
	Additional refrigerant charge			kg/m	0.02 (for piping length exceeding 10m)	
	Level difference	IU - OU	Max.	m	15	
Power supply	Phase / Frequency / Voltage			Hz / V	1~ / 50 / 220-240	
Current - 50Hz	Maximum fuse amps (MFA)			A	20	

(1) EER/COP according to Eurovent 2012, for use outside EU only (2) MFA is used to select the circuit breaker and the ground fault circuit interrupter (earth leakage circuit breaker). For more detailed information on each combination, please refer to the electrical data drawing.

Siesta

Wall mounted unit

Siesta wall mounted unit providing high efficiency and comfort, even at ambient temperatures **down to -25°C**

- The unit's compact dimensions makes it ideal for renovation projects, especially for above door installation
- Excellent air flow and air distribution
- Online controller (optional): control your indoor from any location with an app, via your local network or internet
- Guaranteed heating capacity at low ambient temperature, down to -25°C
- Thanks to the unique free hanging coil technology, the defrost cycle is improved, resulting in lower running costs and no ice buildup



ATXL-JV

ARXL-M

ARC433A87

Efficiency data				**ATXL + ARXL**	**25JV + 25M**	**35JV + 35M**
Cooling capacity	Min./Nom./Max.			kW	1.2/2.5/3.4	1.3/3.5/3.8
Heating capacity	Min./Nom./Max./Max. at -15°C			kW	1.1/3.2/5.5/3.14	1.2/3.8/6.0/3.54
Power input	Cooling	Min./Nom./Max.		kW	0.29/0.80/1.30	0.29/1.14/1.30
	Heating	Min./Nom./Max.		kW	0.24/0.72/2.14	0.24/0.90/2.89
Seasonal efficiency (according to EN14825)	Cooling	Energy label			A+	
		Pdesign		kW	2.50	3.50
		SEER			6.01	5.87
		Annual energy consumption		kWh	146	209
	Heating (Average climate)	Energy label			A+	
		Pdesign		kW	2.50	3.00
		SCOP			4.37	4.21
		Annual energy consumption		kWh	793	998
	Heating (Cold climate)	SCOP			3.60	3.43
Nominal efficiency	EER				3.12	3.07
	COP				4.43	4.21
	Annual energy consumption			kWh	400.5	570
	Energy label	Cooling/Heating			B/A	

Indoor unit				**ATXL**	**25JV**	**35JV**
Dimensions	Unit	HeightxWidthxDepth		mm	283x770x198	
Weight	Unit			kg	8	
Air filter	Type				Removable / washable / mildew proof	
Fan - Air flow rate	Cooling	High/Nom./Low/ Silent operation		m^3/min	9.3/7.7/6.1/4.9	
	Heating	High/Nom./Low/ Silent operation		m^3/min	10.1/8.4/6.7/5.7	
Sound power level	Cooling			dBA	57	
	Heating			dBA	57	
Sound pressure level	Cooling	High/Nom./Low/ Silent operation		dBA	41/34/27/23	
	Heating	High/Nom./Low/ Silent operation		dBA	41/35/29/26	
Control systems	Infrared remote control				ARC433A87	
Power supply	Phase / Frequency / Voltage			Hz / V	1~ / 50 / 220-240	

Outdoor unit				**ARXL**	**25M**	**35M**
Dimensions	Unit	HeightxWidthxDepth		mm	550x858x330	
Weight	Unit			kg	40	
Sound power level	Cooling			dBA	61	
	Heating			dBA	61	
Sound pressure level	Cooling	High/Low		dBA	48/44w	
	Heating	High/Low		dBA	49/45	
Operation range	Cooling	Ambient	Min.~Max.	°CDB	-10~46	
	Heating	Ambient	Min.~Max.	°CWB	-25~18	
Refrigerant	Type/Charge kg-TCO^{2}Eq/GWP				R-410A/1/2.1/2,087.5	
Piping connections	Liquid	OD		mm	6.35	
	Gas	OD		mm	9.5	
	Piping length	OU - IU	Max.	m	15	
		System	Chargeless	m	10	
	Additional refrigerant charge			kg/m	0.02 (for piping length exceeding 10m)	
	Level difference	IU - OU	Max.	m	12	
Power supply	Phase / Frequency / Voltage			Hz / V	1~ / 50 / 220-240	
Current - 50Hz	Maximum fuse amps (MFA)			A	20	

(1) EER/COP according to Eurovent 2012, for use outside EU only (2) MFA is used to select the circuit breaker and the ground fault circuit interrupter (earth leakage circuit breaker). For more detailed information on each combination, please refer to the electrical data drawing.

Options - Split

		FTXZ-N	FTXJ-MW/S	FTXG-LW/S	FTXM20/25K	CTXS15-35K FTXS20-25K	FTXM35/42/50K	FTXS35-50K	FTXS-G	FTX-J3
Daikin Indoor Units	**Wired remote control**	BRC073 (3)	BRC073 (3)	BRC073 (3)	BRC073 (3) (5)	BRC073 (3) (5)	BRC073 (3)	BRC073 (3)	BRC073 (3)	BRC073 (3) (5)
	Cord for wired remote control - 3m	BRCW901A03	BRCW901A03	BRCW901A03	BRCW901A03	BRCW901A03	BRCW901A03	BRCW901A03	BRCW901A03	BRCW901A03
	Cord for wired remote control - 8m	BRCW901A08	BRCW901A08	BRCW901A08	BRCW901A08	BRCW901A08	BRCW901A08	BRCW901A08	BRCW901A08	BRCW901A08
	Wireless remote control	-	-	-	-	-	-	-	-	-
	Simplified remote control with mode button	-	-	-	-	-	-	-	-	-
	Simplified remote control without mode button	-	-	-	-	-	-	-	-	-
	Adapter PCB for interlock (key card, ...)	-	-	-	-	-	-	-	-	-
	Wiring adapter normal open contact / normal open pulse contact	KRP413A1S (1)	KRP413A1S (1)	KRP413A1S (1)	KRP413A1S (1) (5)	KRP413A1S (1) (5)	KRP413A1S (1)	KRP413A1S (1)	KRP413A1S (1)	-
	Centralised control board - up to 5 rooms	KRC72 (2)	KRC72 (2)	KRC72 (2)	KRC72 (2)	KRC72 (2)	KRC72 (2)	KRC72 (2)	KRC72 (2)	-
	Anti-theft protection for remote control	-	KKF910A4	KKF910A4	KKF910A4	KKF910A4	KKF910A4	KKF910A4	KKF910A4	KKF917AA4
	Interface adapter for wired remote control	-	-	-	KRP980A1	KRP980A1	-	-	-	KRP980A1
	Wiring adapter for electrical appendices	-	-	-	-	-	-	-	-	-
	Remote sensor	-	-	-	-	-	-	-	-	-
	Installation box for adapter PCB	-	-	-	-	-	-	-	-	-
	Electric box with earth terminal 3 blocks	-	-	-	-	-	-	-	-	-
	Electric box with earth terminal 2 blocks	-	-	-	-	-	-	-	-	-
	Interface adapter for DIII-net	KRP928A2S	KRP928A2S	KRP928A2S	KRP928A2S (5)	KRP928A2S (5)	KRP928A2S	KRP928A2S	KRP928A2S	KRP928A2S (5)
	Online controller	BRP069A42	Standard (8)	BRP069A41	BRP069A43	BRP069A43	BRP069A42	BRP069A42	BRP069A42	BRP069A43
	Modbus gateway	RTD-RA	-	RTD-RA	RTD-RA (5)	RTD-RA (5)	RTD-RA	RTD-RA	RTD-RA	RTD-RA (5)
	KNX gateway	KLIC-DD	-	KLIC-DD	KLIC-DD (5)	KLIC-DD (5)	KLIC-DD	KLIC-DD	KLIC-DD	KLIC-DD (5)
	Installation leg	-	-	-	-	-	-	-	-	-

		ATXS20-25K	ATXS35-50K	ATX-J3
Adapters and controls	**Wired remote control**	BRC073 (3) (5)	BRC073 (3)	BRC073 (3)
	Cord for wired remote control - 3m	BRCW901A03	BRCW901A03	BRCW901A03
	Cord for wired remote control - 8m	BRCW901A08	BRCW901A08	BRCW901A08
	Wiring adapter normal open contact / normal open pulse contact	KRP413A1S (1) (5)	KRP413AB1S (1)	-
	Centralised control board - up to 5 rooms	KRC72 (2)	KRC72 (2)	-
	Anti-theft protection for remote control	KKF910A4	KKF910A4	KKF910A4
	Interface adapter for wired remote control	KRP980A1	-	KRP980A1
	Interface adapter for DIII-net	KRP928A2S (5)	KRP928A2S	KRP928A2S (5)
	Online controller	BRP069A43	BRP069A42	BRP069A43
	Modbus gateway	RTD-RA (5)	RTD-RA	RTD-RA (5)
	KNX gateway	KLIC-DD (5)	KLIC-DD	KLIC-DD (5)

		RXZ-N	RXJ-M	RXG-L	RXM-L	RXS-L(3)	RXS-F8	RX-K
Others	**Air direction adjustment grille**	-	-	KPW945A4 (50 class)	-	-	-	-
	Humidifying hose L joint (10 pcs.)	KPMJ983A4L	-	-	-	-	-	-
	L-shape cuffs for humidification (10pcs)	KPMH950A4L	-	-	-	-	-	-
	Humidifying hose extension set 2m	KPMH974A402	-	-	-	-	-	-
	Hose for humidification (10m)	KPMH974A42	-	-	-	-	-	-

Notes: (1) Wiring adapter supplied by Daikin. Time clock and other devices : to be purchased locally; (2) Wiring adapter is also required for each indoor unit; (3) Cord for wired remote control BRCW901A03 or BRCW901A08 required; (4) Standard there is no remote control delivered with this indoor unit. Wired or wireless control to be ordered separately; (5) Interface adapter KRP980A1, KRP067A41 or KRP980B2 required; (6) Installation box for adapter PCB required; (7) only in combination with simplified remote control BRC2E52C or BRC3E52C . (8) No option needed, functionality is included with the product.

INDOOR UNITS

FTX-GV	FTX-KV	FTXK-AW/S	FTXB-C	FVXG-K	FVXS-F	FDXS-F(9)	FLXS-B(9)	FTXLS-K3	FTXL-JV
BRC073 (3)	BRC073 (3)	-	-	BRC073 (3)	BRC073 (3)	BRC1D52 BRC1E52A BRC1E52B (4)	BRC073 (3)	BRC073 (3)	BRC073 (3)
BRCW901A03	BRCW901A03	-	-	BRCW901A03	BRCW901A03	-	BRCW901A03	BRCW901A03	BRCW901A03
BRCW901A08	BRCW901A08	-	-	BRCW901A08	BRCW901A08	-	BRCW901A08	BRCW901A08	BRCW901A08
-	-	-	-	-	-	BRC4C65 (4)	-	-	-
-	-	-	-	-	-	BRC2E52C	-	-	-
-	-	-	-	-	-	BRC3E52C	-	-	-
-	-	-	-	-	-	BRP7A54 (6) (7)	-	-	-
KRP413A1S (1)	-	-	-	KRP413A1S (1)	KRP413A1S (1)	-	KRP413A1S (1)	KRP413A1S (1)	-
KRC72 (2)	-	-	-	KRC72 (2)	KRC72 (2)	-	KRC72 (2)	KRC72 (2)	-
KKF917AA4	-	-	-	KKF910A4	-	-	KKF917AA4	KKF910A4	KKF917AA4
-	-	-	-	-	-	-	-	-	KRP980A1
-	-	-	-	-	-	KRP4A54	-	-	-
-	-	-	-	-	-	KRCS01-4	-	-	-
-	-	-	-	-	-	KRP1BA101	-	-	-
-	-	-	-	-	-	KJB311A	-	-	-
-	-	-	-	-	-	KJB212A	-	-	-
KRP928A2S	KRP928A2S	-	-	KRP928A2S	KRP928A2S	-	KRP928A2S	KRP928A2S	-
BRP069A42	BRP069A45	-	-	BRP069A42	BRP069A42	-	BRP069A42	BRP069A42	BRP069A43
RTD-RA	RTD-RA	-	-	RTD-RA	RTD-RA	RTD-NET	RTD-RA	RTD-RA	RTD-RA (5)
KLIC-DD	KLIC-DD	-	-	KLIC-DD	KLIC-DD	KLIC-DI	KLIC-DD	KLIC-DD	KLIC-DD (5)
-	-	-	-	BKS028	-	-	-	-	-

SIESTA INDOOR UNITS

ATX-KV	ATXN-NB9	ATXB-C	ATXL-JV
BRC073 (3)	-	-	BRC073 (3) (5)
BRCW901A03	-	-	BRCW901A03
BRCW901A08	-	-	BRCW901A08
-	-	-	-
-	-	-	-
-	-	-	-
-	-	-	KRP980A1
KRP928A2S	-	-	-
BRP069A45	-	-	BRP069A43
RTD-RA	-	-	RTD-RA (5)
KLIC-DD	-	-	KLIC-DD (5)

OUTDOOR UNITS

RX-GV(B)	RXK-A	RXB-C	RXLG-M	RXLS-M	RXL-M(3)	ARXL-M	ARXS-L(3)	ARX-K	ARXN-NB9	ARXB-C	MXS-E /F/G/H/K	AMX-G/E
KPW945A4	-	-	-	-	-	-	-	-	-	-	KPW945A4	-
-	-	-	-	-	-	-	-	-	-	-	-	-
-	-	-	-	-	-	-	-	-	-	-	-	-
-	-	-	-	-	-	-	-	-	-	-	-	-
-	-	-	-	-	-	-	-	-	-	-	-	-

Combination tables

Cooling

Outdoor unit	Indoor unit	Cooling capacity (kW)		Total capacity (kW)			Power input (kW)			Total current (A)			Power factor (%)	EER	Energy label	AEC (kWh)	Seasonal data			
		A room	B room	Min.	Nom.	Max.	Min.	Nom.	Max.	Min.	Nom.	Max.					Label	SEER	Pdesign	AEC
2MXS40H	1.5+1.5	1.5	1.5	1.75	3.0	3.57	0.35	0.66	0.83	1.60	3.1	3.80	94	4.55	A	330	A++	6.13	3.00	172
	1.5+2.0	1.5	2.0	1.75	3.5	3.96	0.35	0.81	0.99	1.60	3.7	4.60	94	4.32	A	405	A++	6.33	3.50	194
	1.5+2.5	1.5	2.5	1.75	4.0	4.22	0.35	1.02	1.12	1.60	4.7	5.20	94	3.92	A	510	A++	6.47	4.00	217
	1.5+3.5	1.2	2.8	1.75	4.0	4.34	0.35	0.99	1.14	1.60	4.6	5.30	94	4.04	A	495	A++	6.42	4.00	218
	2.0+2.0	2.0	2.0	1.75	4.0	4.20	0.31	1.04	1.12	1.40	4.8	5.20	94	3.85	A	520	A++	6.61	4.00	212
	2.0+2.5	1.9	2.2	1.75	4.0	4.30	0.31	1.03	1.17	1.40	4.8	5.40	94	3.88	A	515	A++	6.63	4.00	212
	2.0+3.5	1.8	2.3	1.75	4.0	4.50	0.31	1.00	1.23	1.40	4.6	5.70	94	4.00	A	500	A++	6.52	4.00	215
	2.5+2.5	2.0	2.0	1.75	4.0	4.40	0.31	1.02	1.23	1.40	4.7	5.70	94	3.92	A	510	A++	6.64	4.00	211
	2.5+3.5	1.8	2.2	1.75	4.0	4.60	0.31	0.99	1.31	1.40	4.6	6.10	94	4.04	A	495	A++	6.53	4.00	215

Heating

Outdoor unit	Indoor unit	Heating capacity (kW)		Total capacity (kW)			Power input (kW)			Total current (A)			Power factor (%)	COP	Energy label	Seasonal data				
		A room	B room	Min.	Nom.	Max.	Min.	Nom.	Max.	Min.	Nom.	Max.				Label	SCOP	Pdesign	AEC	Back-up heater capacity at -10°C
2MXS40H	1.5+1.5	1.9	1.9	1.30	3.8	4.26	0.30	0.90	1.11	1.40	4.1	5.10	95	4.22	A	A+	4.06	3.01	1038	0,57
	1.5+2.0	1.7	2.3	1.30	4.0	4.44	0.30	0.95	1.15	1.40	4.3	5.30	95	4.21	A	A+	4.10	3.03	1035	0,59
	1.5+2.5	1.6	2.6	1.30	4.2	4.58	0.30	1.02	1.22	1.40	4.7	5.60	95	4.12	A	A+	4.11	3.03	1032	0,58
	1.5+3.5	1.3	3.1	1.30	4.4	4.70	0.29	1.09	1.20	1.30	5.0	5.50	95	4.04	A	A+	4.16	3.00	1011	0,59
	2.0+2.0	2.1	2.1	1.40	4.2	4.60	0.27	1.01	1.17	1.20	4.6	5.40	95	4.16	A	A+	4.12	3.03	1029	0,58
	2.0+2.5	2.1	2.3	1.40	4.4	4.70	0.27	1.08	1.21	1.20	4.9	5.50	96	4.07	A	A+	4.13	3.03	1028	0,58
	2.0+3.5	2.0	2.4	1.40	4.4	4.70	0.26	1.06	1.19	1.20	4.8	5.40	96	4.15	A	A+	4.14	2.97	1004	0,56
	2.5+2.5	2.2	2.2	1.40	4.4	4.70	0.27	1.07	1.20	1.20	4.8	5.40	96	4.11	A	A+	4.18	3.03	1016	0,58
	2.5+3.5	2.1	2.4	1.40	4.4	4.70	0.26	1.05	1.18	1.20	4.8	5.30	96	4.19	A	A+	4.13	2.96	1003	0,56

Notes:
1. Cooling capacity is based on 27°CDB/19°CWB (Indoor temperature). 35°CDB(Outdoor temperature)
   Heating capacity is based on 20°CDB (Indoor temperature). 7°CDB/6°CWB(Outdoor temperature).
2. The total ability of connected indoor unit is up to 6.0kW.
3. It is impossible to connect the indoor unit for one room only.
4. The above is the value for connecting with the following indoor units.
   1.5kW: wall mounted CTXS-K series; 2.0, 2.5, 3.5kW: wall mounted FTXS-K series

Combination tables

Cooling

Outdoor unit	Indoor unit	Cooling capacity (kW)		Total capacity (kW)			Power input (kW)			Total current (A)			Power factor (%)	EER	Energy label	AEC (kWh)	Seasonal data			
		A room	B room	Min.	Nom.	Max.	Min.	Nom.	Max.	Min.	Nom.	Max.					Label	SEER	Pdesign	AEC
2MXS50H	1.5+1.5	1.50	1.50	1.88	3.00	3.15	0.33	0.55	0.58	1.60	2.60	2.80	91	5.45	A	275	A++	6.42	3.00	164
	1.5+2.0	1.50	2.00	1.88	3.50	3.73	0.32	0.67	0.75	1.50	3.20	3.60	91	5.22	A	335	A++	6.74	3.50	182
	1.5+2.5	1.50	2.50	1.88	4.00	4.23	0.32	0.87	0.97	1.50	4.20	4.60	91	4.60	A	435	A++	6.68	4.00	210
	1.5+3.5	1.50	3.50	1.88	5.00	5.00	0.32	1.35	1.35	1.50	6.50	6.50	91	3.70	A	675	A++	6.43	5.00	273
	1.5+4.2	1.32	3.68	1.95	5.00	5.37	0.34	1.35	1.67	1.60	6.50	8.00	91	3.70	A	675	A++	6.46	5.00	271
	1.5+5.0	1.15	3.85	1.95	5.00	5.50	0.34	1.35	1.81	1.60	6.50	8.60	91	3.70	A	675	A++	6.45	5.00	272
	2.0+2.0	2.00	2.00	1.95	4.00	5.00	0.34	0.87	1.36	1.60	4.20	6.50	91	4.60	A	435	A++	6.73	4.00	208
	2.0+2.5	2.00	2.50	1.95	4.50	5.10	0.34	1.07	1.45	1.60	5.10	6.90	91	4.21	A	535	A++	6.70	4.50	235
	2.0+3.5	1.82	3.18	1.95	5.00	5.40	0.34	1.35	1.62	1.60	6.50	7.70	91	3.70	A	675	A++	6.50	5.00	270
	2.0+4.2	1.61	3.39	1.95	5.00	5.50	0.34	1.34	1.73	1.60	6.40	8.30	91	3.73	A	670	A++	6.53	5.00	269
	2.0+5.0	1.43	3.57	1.95	5.00	5.50	0.34	1.31	1.71	1.60	6.30	8.20	91	3.82	A	655	A++	6.51	5.00	269
	2.5+2.5	2.50	2.50	1.95	5.00	5.30	0.34	1.38	1.61	1.60	6.60	7.70	91	3.62	A	690	A++	6.61	5.00	265
	2.5+3.5	2.08	2.92	1.95	5.00	5.40	0.34	1.34	1.61	1.60	6.40	7.70	91	3.73	A	670	A++	6.52	5.00	269
	2.5+4.2	1.87	3.13	1.95	5.00	5.50	0.34	1.33	1.72	1.60	6.40	8.20	91	3.76	A	665	A++	6.53	5.00	268
	2.5+5.0	1.67	3.33	1.95	5.00	5.50	0.34	1.30	1.70	1.60	6.20	8.10	91	3.85	A	650	A++	6.53	5.00	269
	3.5+3.5	2.50	2.50	1.98	5.00	5.40	0.34	1.29	1.55	1.60	6.20	7.40	91	3.88	A	645	A++	6.44	5.00	272
	3.5+4.2	2.27	2.73	1.98	5.00	5.50	0.34	1.28	1.65	1.60	6.10	7.90	91	3.91	A	640	A++	6.45	5.00	272
	3.5+5.0	2.06	2.94	1.98	5.00	5.50	0.34	1.27	1.62	1.60	6.10	7.70	91	3.94	A	635	A++	6.44	5.00	272
	4.2+4.2	2.50	2.50	1.98	5.00	5.50	0.34	1.27	1.62	1.60	6.10	7.70	91	3.94	A	635	A++	6.47	5.00	271

Heating

Outdoor unit	Indoor unit	Heating capacity (kW)		Total capacity (kW)			Power input (kW)			Total current (A)			Power factor (%)	COP	Energy label	Seasonal data				
		A room	B room	Min.	Nom.	Max.	Min.	Nom.	Max.	Min.	Nom.	Max.				Label	SCOP	Pdesign	AEC	Back-up heater capacity at -10°C
2MXS50H	1.5+1.5	1.99	1.99	1.17	3.97	4.54	0.22	0.95	1.20	1.1	4.5	5.7	91	4.18	A	A	3.95	3.3	1169	0.64
	1.5+2.0	1.9	2.53	1.17	4.43	4.89	0.22	1.08	1.29	1.1	5.2	6.2	91	4.10	A	A	3.97	3.32	1172	0.64
	1.5+2.5	1.81	3.02	1.17	4.83	5.19	0.23	1.16	1.39	1.1	5.5	6.6	91	4.16	A	A	3.98	3.88	1364	0.75
	1.5+3.5	1.64	3.82	1.17	5.46	5.7	0.23	1.39	1.60	1.1	6.6	7.6	91	3.93	A	A+	4.09	4.25	1454	0.81
	1.5+4.2	1.5	4.2	1.17	5.7	5.96	0.24	1.41	1.53	1.1	6.7	7.3	91	4.04	A	A+	4.06	4.39	1515	0.84
	1.5+5.0	1.32	4.38	1.17	5.7	6.16	0.24	1.44	1.62	1.1	6.9	7.7	91	3.96	A	A+	4.04	4.37	1514	0.83
	2.0+2.0	2.65	2.65	1.18	5.3	5.7	0.23	1.34	1.51	1.1	6.4	7.2	91	3.96	A	A	3.99	3.89	1367	0.75
	2.0+2.5	2.44	3.06	1.18	5.5	5.8	0.23	1.37	1.52	1.1	6.5	7.3	91	4.01	A	A+	4	3.9	1365	0.75
	2.0+3.5	2.04	3.56	1.24	5.6	5.9	0.24	1.39	1.55	1.1	6.6	7.4	91	4.03	A	A+	4.12	4.27	1453	0.81
	2.0+4.2	1.84	3.86	1.25	5.7	6	0.25	1.35	1.50	1.2	6.5	7.2	91	4.22	A	A+	4.09	4.41	1509	0.86
	2.0+5.0	1.63	4.07	1.29	5.7	6.2	0.25	1.38	1.55	1.2	6.6	7.4	91	4.13	A	A+	4.07	4.39	1510	0.86
	2.5+2.5	2.8	2.8	1.18	5.6	5.8	0.23	1.42	1.52	1.1	6.8	7.3	91	3.94	A	A+	4	4.19	1466	0.8
	2.5+3.5	2.38	3.32	1.24	5.7	6	0.25	1.41	1.58	1.2	6.7	7.5	91	4.04	A	A+	4.1	4.41	1507	0.86
	2.5+4.2	2.13	3.57	1.25	5.7	6.1	0.25	1.36	1.51	1.2	6.5	7.2	91	4.19	A	A+	4.11	4.42	1506	0.86
	2.5+5.0	1.9	3.8	1.35	5.7	6.3	0.26	1.35	1.56	1.2	6.5	7.5	91	4.22	A	A+	4.09	4.4	1508	0.86
	3.5+3.5	2.85	2.85	1.3	5.7	6.1	0.25	1.46	1.63	1.2	7	7.8	91	3.90	A	A+	4.3	4.5	1467	0.87
	3.5+4.2	2.59	3.11	1.31	5.7	6.2	0.26	1.38	1.51	1.2	6.6	7.2	91	4.13	A	A+	4.28	4.51	1476	0.87
	3.5+5.0	2.35	3.35	1.35	5.7	6.4	0.27	1.38	1.56	1.3	6.6	7.5	91	4.13	A	A+	4.21	4.49	1493	0.87
	4.2+4.2	2.85	2.85	1.32	5.7	6.3	0.23	1.31	1.50	1.1	6.3	7.2	91	4.35	A	A+	4.29	4.52	1475	0.88

Notes:
1. Cooling capacity is based on 27°CDB/19°CWB (Indoor temperature). 35°CDB (Outdoor temperature).
   Heating capacity is based on 20°CDB (Indoor temperature). 7°CDB/6°CWB (Outdoor temperature).
2. The total ability of connected indoor unit is up to 8.5kW.
3. It is impossible to connect the indoor unit for one room only.
4. The above is the value for connecting with the following indoor units.
   1.5kW: wall mounted CTXS-K series; 2.0, 2.5, 3.5, 4.2, 5.0kW: wall mounted FTXS-K series

Combination tables

Cooling

Outdoor unit	Indoor unit	Cooling capacity (kW)				Total capacity (kW)			Power input (kW)			Total current (A)			Power factor (%)	EER	Energy label	AEC (kWh)	Seasonal data			
		A room	B room	C room	D room	Min.	Nom.	Max.	Min.	Nom.	Max.	Min.	Nom.	Max.					Label	SEER	Pdesign	AEC
3MXS40K	1.5+1.5	1.50	1.50	---	---	1.78	3.00	4.20	0.35	0.63	1.12	1.60	2.80	5.00	98.00	4.76	A	315	A++	6.55	3.00	161
	1.5+2.0	1.50	2.00	---	---	1.78	3.50	4.20	0.35	0.80	1.12	1.50	3.50	4.90	99.00	4.38	A	400	A++	6.77	3.50	182
	1.5+2.5	1.50	2.50	---	---	1.78	4.00	4.20	0.35	0.98	1.12	1.50	4.30	4.90	99.00	4.08	A	490	A++	6.86	4.00	205
	1.5+3.5	1.20	2.80	---	---	1.78	4.00	4.21	0.35	0.98	1.12	1.50	4.30	4.90	99.00	4.08	A	490	A++	6.69	4.00	210
	2.0+2.0	2.00	2.00	---	---	1.88	4.00	4.54	0.35	0.95	1.12	1.50	4.20	4.90	99.00	4.21	A	475	A++	6.90	4.00	203
	2.0+2.5	1.78	2.22	---	---	1.88	4.00	4.54	0.35	0.95	1.12	1.50	4.20	4.90	99.00	4.21	A	475	A++	6.90	4.00	203
	2.0+3.5	1.45	2.55	---	---	1.88	4.00	4.55	0.35	0.95	1.09	1.50	4.20	4.80	99.00	4.21	A	475	A++	6.73	4.00	209
	2.5+2.5	2.00	2.00	---	---	1.88	4.00	4.54	0.35	0.95	1.12	1.50	4.20	4.90	99.00	4.21	A	475	A++	6.90	4.00	203
	2.5+3.5	1.67	2.33	---	---	1.88	4.00	4.54	0.35	0.95	1.12	1.50	4.20	4.90	99.00	4.21	A	475	A++	6.73	4.00	209
	3.5+3.5	2.00	2.00	---	---	1.88	4.00	4.58	0.35	0.95	1.12	1.50	4.20	4.90	99.00	4.21	A	475	A++	6.56	4.00	214
	1.5+1.5+1.5	1.33	1.33	1.33	---	1.80	4.00	4.60	0.35	0.83	0.98	1.50	3.60	4.30	99.00	4.82	A	415	A++	6.97	4.00	201
	1.5+1.5+2.0	1.20	1.20	1.60	---	1.80	4.00	4.60	0.35	0.84	0.98	1.50	3.70	4.30	99.00	4.76	A	420	A++	6.97	4.00	201
	1.5+1.5+2.5	1.09	1.09	1.82	---	1.80	4.00	4.60	0.35	0.84	0.98	1.50	3.70	4.30	99.00	4.76	A	420	A++	6.97	4.00	201
	1.5+1.5+3.5	0.92	0.92	2.15	---	1.80	4.00	4.60	0.37	0.84	0.98	1.60	3.70	4.30	99.00	4.76	A	420	A++	6.80	4.00	206
	1.5+2.0+2.0	1.09	1.45	1.45	---	1.80	4.00	4.60	0.35	0.84	0.98	1.50	3.70	4.30	99.00	4.76	A	420	A++	6.98	4.00	201
	1.5+2.0+2.5	1.00	1.33	1.67	---	1.80	4.00	4.60	0.35	0.84	0.98	1.50	3.70	4.30	99.00	4.76	A	420	A++	6.98	4.00	201
	1.5+2.0+3.5	0.86	1.14	2.00	---	1.80	4.00	4.60	0.37	0.84	0.98	1.60	3.70	4.30	99.00	4.76	A	420	A++	6.81	4.00	206
	1.5+2.5+2.5	0.92	1.54	1.54	---	1.80	4.00	4.60	0.37	0.84	0.98	1.60	3.70	4.30	99.00	4.76	A	420	A++	6.98	4.00	201
	2.0+2.0+2.0	1.33	1.33	1.33	---	1.86	4.00	4.60	0.35	0.81	0.98	1.50	3.60	4.30	99.00	4.94	A	405	A++	7.02	4.00	200
	2.0+2.0+2.5	1.23	1.23	1.54	---	1.86	4.00	4.60	0.35	0.81	0.98	1.50	3.60	4.30	99.00	4.94	A	405	A++	7.02	4.00	200
	2.0+2.5+2.5	1.14	1.43	1.43	---	1.95	4.00	4.60	0.37	0.81	0.98	1.60	3.60	4.30	99.00	4.94	A	405	A++	7.02	4.00	200

Heating

Outdoor unit	Indoor unit	Heating capacity (kW)				Total capacity (kW)			Power input (kW)			Total current (A)			Power factor (%)	COP	Energy label	Seasonal data				
		A room	B room	C room	D room	Min.	Nom.	Max.	Min.	Nom.	Max.	Min.	Nom.	Max.				Label	SCOP	Pdesign	AEC	Back-up heater capacity at -10°C
3MXS40K	1.5+1.5	2.30	2.30	---	---	1.22	4.60	5.00	0.31	1.11	1.29	1.4	4.9	5.7	99	4.14	A	A+	4.09	3.59	1229	0.68
	1.5+2.0	1.97	2.63	---	---	1.22	4.60	5.00	0.31	1.11	1.29	1.4	4.9	5.7	99	4.14	A	A+	4.12	3.61	1227	0.68
	1.5+2.5	1.73	2.88	---	---	1.22	4.60	5.00	0.31	1.10	1.29	1.4	4.8	5.7	99	4.18	A	A+	4.04	4.73	1640	0.91
	1.5+3.5	1.38	3.22	---	---	1.25	4.60	5.02	0.31	1.10	1.29	1.4	4.8	5.7	99	4.18	A	A+	4.17	4.84	1624	0.93
	2.0+2.0	2.30	2.30	---	---	1.28	4.60	5.00	0.31	1.11	1.29	1.4	4.9	5.7	99	4.14	A	A+	4.05	4.75	1641	0.92
	2.0+2.5	2.04	2.56	---	---	1.28	4.60	5.00	0.31	1.10	1.29	1.4	4.8	5.7	99	4.18	A	A+	4.07	4.76	1636	0.92
	2.0+3.5	1.67	2.93	---	---	1.34	4.60	5.02	0.31	1.10	1.29	1.4	4.8	5.7	99	4.18	A	A+	4.23	4.86	1609	0.93
	2.5+2.5	2.30	2.30	---	---	1.28	4.60	5.00	0.31	1.10	1.29	1.4	4.8	5.7	99	4.18	A	A+	4.08	4.77	1636	0.92
	2.5+3.5	1.92	2.68	---	---	1.34	4.60	5.02	0.31	1.10	1.29	1.4	4.8	5.7	99	4.18	A	A+	4.24	4.87	1610	0.93
	3.5+3.5	2.30	2.30	---	---	1.40	4.60	5.04	0.31	1.10	1.28	1.4	4.8	5.6	99	4.18	A	A+	4.37	4.93	1580	0.94
	1.5+1.5+1.5	1.53	1.53	1.53	---	1.32	4.60	5.00	0.32	0.91	1.02	1.4	4.0	4.5	99	5.05	A	A+	4.29	4.93	1609	0.94
	1.5+1.5+2.0	1.38	1.38	1.84	---	1.32	4.60	5.07	0.32	0.91	1.02	1.4	4.0	4.5	99	5.05	A	A+	4.31	4.94	1605	0.95
	1.5+1.5+2.5	1.25	1.25	2.09	---	1.32	4.60	5.07	0.32	0.91	1.02	1.4	4.0	4.5	99	5.05	A	A+	4.31	4.94	1603	0.94
	1.5+1.5+3.5	1.06	1.06	2.48	---	1.32	4.60	5.09	0.32	0.91	1.01	1.4	4.0	4.4	99	5.05	A	A+	4.39	4.95	1578	0.94
	1.5+2.0+2.0	1.25	1.67	1.67	---	1.32	4.60	5.07	0.32	0.91	1.02	1.4	4.0	4.5	99	5.05	A	A+	4.32	4.94	1602	0.94
	1.5+2.0+2.5	1.15	1.53	1.92	---	1.33	4.60	5.07	0.32	0.91	1.02	1.4	4.0	4.5	99	5.05	A	A+	4.36	4.94	1588	0.94
	1.5+2.0+3.5	0.99	1.31	2.30	---	1.33	4.60	5.09	0.32	0.91	1.01	1.4	4.0	4.4	99	5.05	A	A+	4.40	4.95	1575	0.95
	1.5+2.5+2.5	1.06	1.77	1.77	---	1.33	4.60	5.07	0.32	0.91	1.02	1.4	4.0	4.5	99	5.05	A	A+	4.34	4.95	1596	0.95
	2.0+2.0+2.0	1.53	1.53	1.53	---	1.34	4.60	5.07	0.32	0.91	1.02	1.4	4.0	4.5	99	5.05	A	A+	4.34	4.95	1596	0.95
	2.0+2.0+2.5	1.42	1.42	1.77	---	1.34	4.60	5.07	0.32	0.91	1.02	1.4	4.0	4.5	99	5.05	A	A+	4.35	4.95	1594	0.95
	2.0+2.5+2.5	1.31	1.64	1.64	---	1.45	4.60	5.07	0.32	0.91	1.02	1.4	4.0	4.5	99	5.05	A	A+	4.36	4.95	1590	0.94

Notes:
1. Cooling capacity is based on 27°CDB/19°CWB (Indoor temperature). 35°CDB (Outdoor temperature).
   Heating capacity is based on 20°CDB (Indoor temperature). 7°CDB/6°CWB (Outdoor temperature).
2. The total ability of connected indoor unit is up to 7.0kW.
3. It is impossible to connect the indoor unit for one room only.
4. The above is the value for connecting with the following indoor units.
   1.5kW: wall mounted CTXS-K series; 2.0, 2.5, 3.5kW: wall mounted FTXS-K series

Combination tables

Cooling

Outdoor unit	Indoor unit	Cooling capacity (kW)				Total capacity (kW)			Power input (kW)			Total current (A)			Power factor (%)	EER	Energy label	AEC (kWh)	Seasonal data			
		A room	B room	C room	D room	Min.	Nom.	Max.	Min.	Nom.	Max.	Min.	Nom.	Max.					Label	SEER	Pdesign	AEC
3MXS52E	1.5+1.5	1.50	1.50	---	---	1.88	3.00	4.72	0.35	0.61	1.30	1.5	2.7	5.7	99	4.92	A	305	A++	6.55	3.00	161
	1.5+2.0	1.50	2.00	---	---	1.88	3.50	4.72	0.35	0.77	1.30	1.5	3.4	5.7	99	4.55	A	385	A++	6.77	3.50	182
	1.5+2.5	1.50	2.50	---	---	1.88	4.00	5.68	0.35	0.95	1.91	1.5	4.2	8.4	99	4.21	A	475	A++	6.86	4.00	205
	1.5+3.5	1.50	3.50	---	---	1.88	5.00	5.99	0.35	1.45	2.17	1.5	6.4	9.5	99	3.45	A	725	A++	6.76	5.00	259
	1.5+4.2	1.37	3.83	---	---	1.88	5.20	6.08	0.35	1.55	2.25	1.5	6.8	9.9	99	3.35	A	775	A++	6.81	5.20	268
	1.5+5.0	1.20	---	4.00	---	1.88	5.20	6.29	0.35	1.46	2.27	1.5	6.4	10.0	99	3.56	A	730	A++	6.79	5.20	269
	2.0+2.0	2.00	2.00	---	---	1.88	4.00	5.96	0.35	0.95	1.91	1.5	4.2	8.4	99	4.21	A	475	A++	6.90	4.00	203
	2.0+2.5	2.00	2.50	---	---	1.88	4.50	6.23	0.35	1.18	2.14	1.5	5.2	9.4	99	3.81	A	590	A++	6.90	4.50	229
	2.0+3.5	1.89	3.31	---	---	1.88	5.20	6.24	0.35	1.55	2.07	1.5	6.8	9.1	99	3.35	A	775	A++	6.83	5.20	267
	2.0+4.2	1.68	3.52	---	---	1.88	5.20	6.25	0.35	1.55	2.07	1.5	6.8	9.1	99	3.35	A	775	A++	6.85	5.20	266
	2.0+5.0	1.49	---	3.71	---	1.88	5.20	6.47	0.35	1.42	2.15	1.5	6.2	9.4	99	3.66	A	710	A++	6.83	5.20	267
	2.5+2.5	2.50	2.50	---	---	1.88	5.00	6.23	0.35	1.45	2.14	1.5	6.4	9.4	99	3.45	A	725	A++	6.93	5.00	253
	2.5+3.5	2.17	3.03	---	---	1.88	5.20	6.35	0.35	1.55	2.25	1.5	6.8	9.9	99	3.35	A	775	A++	6.83	5.20	267
	2.5+4.2	1.94	3.26	---	---	1.88	5.20	6.36	0.35	1.55	2.25	1.5	6.8	9.9	99	3.35	A	775	A++	6.85	5.20	266
	2.5+5.0	1.73	---	3.47	---	1.88	5.20	6.47	0.35	1.42	2.07	1.5	6.2	9.1	99	3.66	A	710	A++	6.85	5.20	266
	3.5+3.5	2.60	2.60	---	---	1.88	5.20	6.40	0.35	1.55	2.25	1.5	6.8	9.9	99	3.35	A	775	A++	6.72	5.20	271
	3.5+4.2	2.36	2.84	---	---	1.88	5.20	6.41	0.35	1.55	2.25	1.5	6.8	9.9	99	3.35	A	775	A++	6.72	5.20	271
	3.5+5.0	2.14	---	3.06	---	1.88	5.21	6.49	0.35	1.42	2.09	1.5	6.2	9.2	99	3.67	A	710	A++	6.72	5.20	271
	4.2+4.2	2.60	2.60	---	---	1.88	5.20	6.42	0.35	1.55	2.25	1.5	6.8	9.9	99	3.35	A	775	A++	6.72	5.20	271
	1.5+1.5+1.5	1.50	1.50	1.50	---	1.86	4.50	6.71	0.35	0.97	2.16	1.5	4.3	9.5	99	4.64	A	485	A++	7.06	4.50	223
	1.5+1.5+2.0	1.50	1.50	2.00	---	1.86	5.00	6.71	0.35	1.18	2.16	1.5	5.2	9.5	99	4.24	A	590	A++	7.15	5.00	245
	1.5+1.5+2.5	1.42	1.42	2.36	---	1.86	5.20	6.71	0.35	1.24	2.16	1.5	5.4	9.5	99	4.19	A	620	A++	7.17	5.20	254
	1.5+1.5+3.5	1.20	1.20	2.80	---	1.95	5.20	6.72	0.35	1.24	2.16	1.5	5.4	9.5	99	4.19	A	620	A++	7.05	5.20	259
	1.5+1.5+4.2	1.08	1.08	3.03	---	1.95	5.20	6.73	0.35	1.24	2.16	1.5	5.4	9.5	99	4.19	A	620	A++	7.05	5.20	259
	1.5+1.5+5.0	0.98	0.98	3.25	---	2.11	5.20	6.90	0.35	1.21	2.17	1.5	5.3	9.5	99	4.30	A	605	A++	7.05	5.20	259
	1.5+2.0+2.0	1.42	1.89	1.89	---	1.86	5.20	6.71	0.35	1.24	2.16	1.5	5.4	9.5	99	4.19	A	620	A++	7.20	5.20	253
	1.5+2.0+2.5	1.30	1.73	2.17	---	1.86	5.20	6.71	0.35	1.24	2.16	1.5	5.4	9.5	99	4.19	A	620	A++	7.20	5.20	253
	1.5+2.0+3.5	1.11	1.49	2.60	---	1.95	5.20	6.72	0.35	1.24	2.16	1.5	5.4	9.5	99	4.19	A	620	A++	7.07	5.20	258
	1.5+2.0+4.2	1.01	1.35	2.84	---	1.95	5.20	6.73	0.35	1.24	2.16	1.5	5.4	9.5	99	4.19	A	620	A++	7.06	5.20	258
	1.5+2.0+5.0	0.92	1.22	3.06	---	2.11	5.20	6.90	0.35	1.21	2.17	1.5	5.3	9.5	99	4.30	A	605	A++	7.07	5.20	258
	1.5+2.5+2.5	1.20	2.00	2.00	---	1.86	5.20	6.71	0.35	1.24	2.16	1.5	5.4	9.5	99	4.19	A	620	A++	7.20	5.20	253
	1.5+2.5+3.5	1.04	1.73	2.43	---	1.95	5.20	6.72	0.35	1.24	2.16	1.5	5.4	9.5	99	4.19	A	620	A++	7.06	5.20	258
	1.5+2.5+4.2	0.95	1.59	2.66	---	1.95	5.20	6.73	0.35	1.24	2.16	1.5	5.4	9.5	99	4.19	A	620	A++	7.06	5.20	258
	1.5+2.5+5.0	0.87	1.44	2.89	---	2.11	5.20	6.90	0.35	1.21	2.17	1.5	5.3	9.5	99	4.30	A	605	A++	7.06	5.20	258
	1.5+3.5+3.5	0.92	2.14	2.14	---	1.86	5.20	6.73	0.35	1.24	2.16	1.5	5.4	9.5	99	4.19	A	620	A++	6.93	5.20	263
	2.0+2.0+2.0	1.73	1.73	1.73	---	1.86	5.19	7.04	0.35	1.24	2.16	1.5	5.4	9.5	99	4.19	A	620	A++	7.22	5.19	252
	2.0+2.0+2.5	1.60	1.60	1.99	---	1.86	5.19	7.04	0.35	1.24	2.16	1.5	5.4	9.5	99	4.19	A	620	A++	7.23	5.19	252
	2.0+2.0+3.5	1.38	1.38	2.43	---	1.95	5.19	7.06	0.37	1.24	2.16	1.6	5.4	9.5	99	4.19	A	620	A++	7.08	5.19	257
	2.0+2.0+4.2	1.27	1.27	2.66	---	1.95	5.20	7.07	0.37	1.24	2.16	1.6	5.4	9.5	99	4.19	A	620	A++	7.09	5.20	257
	2.0+2.0+5.0	1.16	1.16	2.88	---	2.11	5.20	7.30	0.38	1.22	2.26	1.7	5.4	9.9	99	4.26	A	610	A++	7.08	5.20	258
	2.0+2.5+2.5	1.49	1.85	1.85	---	1.86	5.19	7.04	0.35	1.24	2.16	1.5	5.4	9.5	99	4.19	A	620	A++	7.23	5.19	252
	2.0+2.5+3.5	1.30	1.63	2.27	---	1.95	5.20	7.06	0.37	1.24	2.16	1.6	5.4	9.5	99	4.19	A	620	A++	7.08	5.20	258
	2.0+2.5+4.2	1.20	1.49	2.51	---	1.95	5.20	7.07	0.37	1.24	2.16	1.6	5.4	9.5	99	4.19	A	620	A++	7.09	5.20	257
	2.0+3.5+3.5	1.16	2.02	2.02	---	1.95	5.20	7.07	0.37	1.24	2.16	1.6	5.4	9.5	99	4.19	A	620	A++	6.94	5.20	263
	2.5+2.5+2.5	1.73	1.73	1.73	---	1.95	5.19	7.04	0.37	1.24	2.16	1.6	5.4	9.5	99	4.19	A	620	A++	7.23	5.19	252
	2.5+2.5+3.5	1.53	1.53	2.14	---	1.95	5.20	7.06	0.37	1.23	2.16	1.6	5.4	9.5	99	4.23	A	615	A++	7.09	5.20	257

Notes:
1. Cooling capacity is based on 27°CDB/19°CWB (Indoor temperature). 35°CDB (Outdoor Temperature).
   Heating capacity is based on 20°CDB (Indoor temperature). 7°DB/6°CWB (Outdoor temperature).
2. The total ability of connected indoor unit is up to 9.0kW.
3. It is impossible to connect the indoor unit for one room only.
4. The above is the value for connecting with the following indoor units.
   1.5kW: wall mounted CTXS-K series; 2.0, 2.5, 3.5, 4.2, 5.0kW: wall mounted FTXS-K series

Combination tables

Heating

Outdoor unit	Indoor unit	Heating capacity (kW)				Total capacity (kW)			Power input (kW)			Total current (A)			Power factor (%)	COP	Energy label	Seasonal data				
		A room	B room	C room	D room	Min.	Nom.	Max.	Min.	Nom.	Max.	Min.	Nom.	Max.				Label	SCOP	Pdesign	AEC	Back-up heater capacity at -10°C
3MXS52E	1.5+1.5	1.81	1.81	---	---	1.28	3.62	5.81	0.31	0.81	1.64	1.4	3.6	7.2	99	4.47	A	A+	4.09	3.59	1229	0.68
	1.5+2.0	1.74	2.33	---	---	1.28	4.07	5.81	0.31	0.94	1.64	1.4	4.1	7.2	99	4.33	A	A+	4.12	3.61	1227	0.68
	1.5+2.5	1.70	2.83	---	---	1.28	4.53	6.93	0.31	1.07	2.28	1.4	4.7	10.0	99	4.23	A	A+	4.04	4.73	1640	0.91
	1.5+3.5	1.63	3.79	---	---	1.28	5.42	6.96	0.31	1.37	2.28	1.4	6.0	10.0	99	3.96	A	A+	4.17	4.84	1624	0.93
	1.5+4.2	1.59	4.46	---	---	1.28	6.05	6.98	0.31	1.64	2.27	1.4	7.2	10.0	99	3.69	A	A+	4.18	4.85	1625	0.93
	1.5+5.0	1.56	---	5.21	---	1.27	6.77	7.20	0.31	1.83	2.32	1.4	8.0	10.2	99	3.70	A	A+	4.16	4.83	1626	0.93
	2.0+2.0	3.05	3.05	---	---	1.28	6.10	7.00	0.31	1.70	2.28	1.4	7.5	10.0	99	3.59	B	A+	4.05	4.75	1641	0.92
	2.0+2.5	2.78	3.47	---	---	1.28	6.25	7.00	0.31	1.75	2.28	1.4	7.7	10.0	99	3.57	B	A+	4.07	4.76	1636	0.92
	2.0+3.5	2.38	4.17	---	---	1.34	6.55	7.04	0.31	1.86	2.28	1.4	8.2	10.0	99	3.52	B	A+	4.23	4.86	1609	0.93
	2.0+4.2	2.16	4.54	---	---	1.34	6.70	7.05	0.31	1.93	2.27	1.4	8.5	10.0	99	3.47	B	A+	4.24	4.87	1610	0.94
	2.0+5.0	1.94	---	4.86	---	1.39	6.80	7.20	0.31	1.87	2.32	1.4	8.2	10.2	99	3.64	A	A+	4.18	4.85	1625	0.93
	2.5+2.5	3.25	3.25	---	---	1.28	6.50	7.00	0.31	1.86	2.31	1.4	8.2	10.1	99	3.49	B	A+	4.08	4.77	1636	0.92
	2.5+3.5	2.79	3.91	---	---	1.34	6.70	7.19	0.31	1.93	2.36	1.4	8.5	10.4	99	3.47	B	A+	4.24	4.87	1610	0.93
	2.5+4.2	2.54	4.26	---	---	1.34	6.80	7.21	0.31	1.93	2.35	1.4	8.5	10.3	99	3.52	B	A+	4.25	4.88	1608	0.94
	2.5+5.0	2.27	---	4.53	---	1.45	6.80	7.35	0.31	1.87	2.32	1.4	8.2	10.2	99	3.64	A	A+	4.23	4.86	1609	0.93
	3.5+3.5	3.40	3.40	---	---	1.40	6.80	7.22	0.31	1.97	2.35	1.4	8.7	10.3	99	3.45	B	A+	4.37	4.93	1580	0.94
	3.5+4.2	3.09	3.71	---	---	1.40	6.80	7.24	0.31	1.97	2.35	1.4	8.7	10.3	99	3.45	B	A+	4.37	4.93	1579	0.94
	3.5+5.0	2.80	---	4.00	---	1.45	6.80	7.50	0.31	1.83	2.31	1.4	8.0	10.1	99	3.72	A	A+	4.36	4.92	1581	0.94
	4.2+4.2	3.40	3.40	---	---	1.40	6.80	7.26	0.31	1.96	2.34	1.4	8.6	10.3	99	3.47	B	A+	4.42	4.94	1566	0.95
	1.5+1.5+1.5	1.66	1.66	1.66	---	1.34	4.97	8.02	0.32	1.02	2.14	1.4	4.5	9.4	99	4.87	A	A+	4.29	4.93	1609	0.94
	1.5+1.5+2.0	1.63	1.63	2.17	---	1.34	5.42	8.02	0.32	1.12	2.14	1.4	4.9	9.4	99	4.84	A	A+	4.31	4.94	1605	0.95
	1.5+1.5+2.5	1.60	1.60	2.67	---	1.34	5.87	8.02	0.32	1.26	2.14	1.4	5.5	9.4	99	4.66	A	A+	4.31	4.94	1603	0.94
	1.5+1.5+3.5	1.56	1.56	3.65	---	1.45	6.77	8.05	0.32	1.56	2.14	1.4	6.9	9.4	99	4.34	A	A+	4.39	4.95	1578	0.94
	1.5+1.5+4.2	1.42	1.42	3.97	---	1.45	6.80	8.06	0.32	1.56	2.14	1.4	6.9	9.4	99	4.36	A	A+	4.40	4.95	1576	0.95
	1.5+1.5+5.0	1.28	1.28	4.25	---	1.67	6.80	8.27	0.32	1.64	2.11	1.4	7.2	9.3	99	4.15	A	A+	4.39	4.95	1580	0.94
	1.5+2.0+2.0	1.60	2.13	2.13	---	1.34	5.87	8.02	0.32	1.26	2.14	1.4	5.5	9.4	99	4.66	A	A+	4.32	4.94	1602	0.94
	1.5+2.0+2.5	1.58	2.11	2.63	---	1.34	6.32	8.02	0.32	1.41	2.14	1.4	6.2	9.4	99	4.48	A	A+	4.36	4.94	1588	0.94
	1.5+2.0+3.5	1.46	1.94	3.40	---	1.45	6.80	8.05	0.32	1.56	2.14	1.4	6.9	9.4	99	4.36	A	A+	4.40	4.95	1575	0.95
	1.5+2.0+4.2	1.32	1.77	3.71	---	1.45	6.80	8.06	0.32	1.56	2.14	1.4	6.9	9.4	99	4.36	A	A+	4.43	4.94	1563	0.94
	1.5+2.0+5.0	1.20	1.60	4.00	---	1.67	6.80	8.27	0.32	1.64	2.11	1.4	7.2	9.3	99	4.15	A	A+	4.40	4.95	1576	0.95
	1.5+2.5+2.5	1.56	2.60	2.60	---	1.34	6.77	8.02	0.32	1.57	2.14	1.4	6.9	9.4	99	4.31	A	A+	4.34	4.95	1596	0.95
	1.5+2.5+3.5	1.36	2.27	3.17	---	1.45	6.80	8.05	0.32	1.56	2.14	1.4	6.9	9.4	99	4.36	A	A+	4.43	4.94	1563	0.94
	1.5+2.5+4.2	1.24	2.07	3.48	---	1.45	6.80	8.06	0.32	1.56	2.14	1.4	6.9	9.4	99	4.36	A	A+	4.42	4.94	1564	0.94
	1.5+2.5+5.0	1.13	1.89	3.78	---	1.67	6.80	8.27	0.32	1.64	2.11	1.4	7.2	9.3	99	4.15	A	A+	4.40	4.95	1575	0.95
	1.5+3.5+3.5	1.20	2.80	2.80	---	1.34	6.80	8.08	0.32	1.56	2.14	1.4	6.9	9.4	99	4.36	A	A+	4.47	4.90	1537	0.93
	2.0+2.0+2.0	2.26	2.26	2.26	---	1.34	6.78	8.02	0.32	1.57	2.14	1.4	6.9	9.4	99	4.32	A	A+	4.34	4.95	1596	0.95
	2.0+2.0+2.5	2.09	2.09	2.60	---	1.34	6.78	8.02	0.32	1.57	2.14	1.4	6.9	9.4	99	4.32	A	A+	4.35	4.95	1594	0.95
	2.0+2.0+3.5	1.80	1.80	3.18	---	1.45	6.78	8.05	0.32	1.56	2.14	1.4	6.9	9.4	99	4.35	A	A+	4.43	4.94	1562	0.94
	2.0+2.0+4.2	1.66	1.66	3.48	---	1.45	6.80	8.06	0.32	1.56	2.14	1.4	6.9	9.4	99	4.36	A	A+	4.44	4.94	1558	0.94
	2.0+2.0+5.0	1.51	1.51	3.78	---	1.67	6.80	8.27	0.32	1.64	2.11	1.4	7.2	9.3	99	4.15	A	A+	4.43	4.94	1563	0.94
	2.0+2.5+2.5	1.94	2.42	2.42	---	1.34	6.78	8.02	0.32	1.57	2.14	1.4	6.9	9.4	99	4.32	A	A+	4.36	4.95	1590	0.94
	2.0+2.5+3.5	1.70	2.13	2.98	---	1.57	6.80	8.05	0.32	1.56	2.14	1.4	6.9	9.4	99	4.36	A	A+	4.44	4.94	1557	0.94
	2.0+2.5+4.2	1.56	1.95	3.28	---	1.56	6.80	8.06	0.32	1.56	2.14	1.4	6.9	9.4	99	4.36	A	A+	4.44	4.94	1559	0.95
	2.0+3.5+3.5	1.52	2.64	2.64	---	1.56	6.80	8.08	0.32	1.56	2.14	1.4	6.9	9.4	99	4.36	A	A+	4.49	4.89	1525	0.94
	2.5+2.5+2.5	2.26	2.26	2.26	---	1.45	6.78	8.02	0.32	1.57	2.14	1.4	6.9	9.4	99	4.32	A	A+	4.40	4.95	1574	0.94
	2.5+2.5+3.5	2.00	2.00	2.80	---	1.57	6.80	8.05	0.32	1.56	2.14	1.4	6.9	9.4	99	4.36	A	A+	4.46	4.93	1549	0.94

Notes:
1. Cooling capacity is based on 27°CDB/19°CWB (Indoor temperature). 35°CDB (Outdoor Temperature).
   Heating capacity is based on 20°CDB (Indoor temperature). 7°DB/6°CWB (Outdoor temperature).
2. The total ability of connected indoor unit is up to 9.0kW.
3. It is impossible to connect the indoor unit for one room only.
4. The above is the value for connecting with the following indoor units.
   1.5kW: wall mounted CTXS-K series; 2.0, 2.5, 3.5, 4.2, 5.0kW: wall mounted FTXS-K series

Combination tables

Cooling

Outdoor unit	Indoor unit	Cooling capacity (kW)				Total capacity (kW)			Power input (kW)			Total current (A)			Power factor (%)	EER	Energy label	AEC (kWh)	Seasonal data			
		A room	B room	C room	D room	Min.	Nom.	Max.	Min.	Nom.	Max.	Min.	Nom.	Max.					Label	SEER	Pdesign	AEC
3MXS68G	1.5+1.5	1.50	1.50	---	---	1.97	3.00	4.70	0.43	0.65	1.29	1.9	2.9	5.7	99	4.62	A	325	B	4.98	3.00	211
	1.5+2.0	1.50	2.00	---	---	1.97	3.50	4.86	0.43	0.80	1.37	1.9	3.5	6.0	99	4.38	A	400	B	5.09	3.50	241
	1.5+2.5	1.50	2.50	---	---	1.97	4.00	6.04	0.43	0.99	2.04	1.9	4.3	9.0	99	4.04	A	495	A	5.16	4.00	272
	1.5+3.5	1.50	3.50	---	---	1.97	5.00	6.25	0.42	1.39	2.20	1.8	6.1	9.7	99	3.60	A	695	A	5.14	5.00	341
	1.5+4.2	1.50	4.20	---	---	1.97	5.70	6.26	0.42	1.79	2.20	1.8	7.9	9.7	99	3.18	B	895	A	5.16	5.70	387
	1.5+5.0	1.50	5.00	---	---	1.97	6.50	7.06	0.41	2.22	2.60	1.8	9.7	11.4	99	2.93	C	1110	B	4.94	6.50	461
	1.5+6.0	1.36	5.44	---	---	1.98	6.80	7.38	0.40	2.26	2.60	1.8	9.9	11.4	99	3.01	B	1130	A	5.43	6.80	439
	2.0+2.0	2.00	2.00	---	---	1.97	4.00	5.02	0.43	1.00	1.45	1.9	4.4	6.4	99	4.00	A	500	A	5.18	4.00	271
	2.0+2.5	2.00	2.50	---	---	1.97	4.50	5.33	0.43	1.20	1.61	1.9	5.3	7.1	99	3.75	A	600	A	5.22	4.50	302
	2.0+3.5	2.00	3.50	---	---	1.97	5.50	6.18	0.42	1.66	2.15	1.8	7.3	9.4	99	3.31	A	830	A	5.23	5.50	368
	2.0+4.2	2.00	4.20	---	---	1.97	6.20	6.38	0.42	2.09	2.30	1.8	9.2	10.1	99	2.97	C	1045	B	5.08	6.20	428
	2.0+5.0	1.94	4.86	---	---	1.97	6.80	7.12	0.41	2.41	2.65	1.8	10.6	11.6	99	2.82	C	1205	B	4.93	6.80	483
	2.0+6.0	1.70	5.10	---	---	1.98	6.80	7.56	0.40	2.21	2.75	1.8	9.7	12.1	99	3.08	B	1105	A	5.49	6.80	434
	2.5+2.5	2.50	2.50	---	---	1.97	5.00	5.98	0.45	1.46	2.00	2.0	6.4	8.8	99	3.42	A	730	A	5.26	5.00	333
	2.5+3.5	2.50	3.50	---	---	1.97	6.00	6.44	0.43	2.06	2.37	1.9	9.0	10.4	99	2.91	C	1030	A	5.12	6.00	411
	2.5+4.2	2.50	4.20	---	---	1.97	6.70	6.81	0.43	2.54	2.67	1.9	11.2	11.7	99	2.64	D	1270	B	4.96	6.70	473
	2.5+5.0	2.27	4.53	---	---	1.97	6.80	7.23	0.40	2.41	2.75	1.8	10.6	12.1	99	2.82	C	1205	B	4.93	6.80	483
	2.5+6.0	2.00	4.80	---	---	1.98	6.80	7.56	0.38	2.21	2.75	1.7	9.7	12.1	99	3.08	B	1105	A	5.49	6.80	434
	3.5+3.5	3.40	3.40	---	---	1.97	6.80	6.99	0.41	2.51	2.66	1.8	11.0	11.7	99	2.71	D	1255	B	4.91	6.80	485
	3.5+4.2	3.09	3.71	---	---	1.97	6.80	7.10	0.41	2.51	2.76	1.8	11.0	12.1	99	2.71	D	1255	B	4.95	6.80	481
	3.5+5.0	2.80	4.00	---	---	1.97	6.80	7.61	0.38	2.41	3.12	1.7	10.6	13.7	99	2.82	C	1205	B	4.91	6.80	485
	3.5+6.0	2.51	4.29	---	---	2.28	6.80	7.91	0.43	2.21	3.06	1.9	9.7	13.4	99	3.08	B	1105	A	5.45	6.80	437
	4.2+4.2	3.40	3.40	---	---	1.97	6.80	7.00	0.41	2.51	2.66	1.8	11.0	11.7	99	2.71	D	1255	B	4.96	6.80	480
	4.2+5.0	3.10	3.70	---	---	1.97	6.80	7.62	0.38	2.41	3.12	1.7	10.6	13.7	99	2.82	C	1205	B	4.96	6.80	481
	4.2+6.0	2.80	4.00	---	---	2.28	6.80	7.92	0.43	2.21	3.06	1.9	9.7	13.4	99	3.08	B	1105	A	5.46	6.80	436
	5.0+5.0	3.40	3.40	---	---	2.36	6.80	8.06	0.47	2.31	3.35	2.1	10.1	14.7	99	2.94	C	1155	B	4.92	6.80	485
	5.0+6.0	3.09	3.71	---	---	2.49	6.80	8.28	0.48	2.12	3.28	2.1	9.3	14.4	99	3.21	A	1060	A	5.45	6.80	437
	1.5+1.5+1.5	1.50	1.50	1.50	---	1.98	4.50	6.11	0.42	1.03	1.68	1.8	4.5	7.4	99	4.37	A	515	A	5.27	4.50	300
	1.5+1.5+2.0	1.50	1.50	2.00	---	1.98	5.00	6.19	0.42	1.21	1.72	1.8	5.3	7.6	99	4.13	A	605	A	5.37	5.00	327
	1.5+1.5+2.5	1.50	1.50	2.50	---	1.98	5.50	6.74	0.42	1.44	2.03	1.8	6.3	8.9	99	3.82	A	720	A	5.42	5.50	355
	1.5+1.5+3.5	1.50	1.50	3.50	---	1.98	6.50	7.11	0.41	1.94	2.26	1.8	8.5	9.9	99	3.35	A	970	A	5.33	6.50	427
	1.5+1.5+4.2	1.42	1.42	3.97	---	1.98	6.80	7.32	0.41	2.12	2.40	1.8	9.3	10.5	99	3.21	A	1060	A	5.31	6.80	449
	1.5+1.5+5.0	1.28	1.28	4.25	---	1.98	6.80	7.72	0.39	2.02	2.59	1.7	8.9	11.4	99	3.37	A	1010	A	5.30	6.80	450
	1.5+1.5+6.0	1.13	1.13	4.53	---	2.33	6.80	8.04	0.44	1.88	2.59	1.9	8.3	11.4	99	3.62	A	940	A+	5.75	6.80	415
	1.5+2.0+2.0	1.50	2.00	2.00	---	1.98	5.50	6.35	0.42	1.44	1.81	1.8	6.3	7.9	99	3.82	A	720	A	5.46	5.50	353
	1.5+2.0+2.5	1.50	2.00	2.50	---	1.98	6.00	6.74	0.42	1.68	2.03	1.8	7.4	8.9	99	3.57	A	840	A	5.51	6.00	382
	1.5+2.0+3.5	1.46	1.94	3.40	---	1.98	6.80	7.11	0.41	2.12	2.26	1.8	9.3	9.9	99	3.21	A	1060	A	5.34	6.80	446
	1.5+2.0+4.2	1.32	1.77	3.71	---	1.98	6.80	7.32	0.41	2.12	2.40	1.8	9.3	10.5	99	3.21	A	1060	A	5.38	6.80	443
	1.5+2.0+5.0	1.20	1.60	4.00	---	1.98	6.80	7.72	0.39	2.02	2.59	1.7	8.9	11.4	99	3.37	A	1010	A	5.35	6.80	446
	1.5+2.0+6.0	1.07	1.43	4.29	---	2.33	6.80	8.04	0.44	1.88	2.59	1.9	8.3	11.4	99	3.62	A	940	A+	5.81	6.80	410
	1.5+2.5+2.5	1.50	2.50	2.50	---	1.98	6.50	6.96	0.41	1.94	2.16	1.8	8.5	9.5	99	3.35	A	970	A	5.45	6.50	418
	1.5+2.5+3.5	1.36	2.27	3.17	---	1.98	6.80	7.45	0.39	2.12	2.50	1.7	9.3	11.0	99	3.21	A	1060	A	5.38	6.80	443
	1.5+2.5+4.2	1.24	2.07	3.48	---	1.98	6.80	7.66	0.39	2.12	2.64	1.7	9.3	11.6	99	3.21	A	1060	A	5.38	6.80	443
	1.5+2.5+5.0	1.13	1.89	3.78	---	1.98	6.80	7.79	0.39	2.02	2.64	1.7	8.9	11.6	99	3.37	A	1010	A	5.38	6.80	443
	1.5+2.5+6.0	1.02	1.70	4.08	---	2.33	6.80	8.25	0.45	1.88	2.74	2.0	8.3	12.0	99	3.62	A	940	A+	5.81	6.80	410
	1.5+3.5+3.5	1.20	2.80	2.80	---	1.98	6.80	7.46	0.40	2.12	2.50	1.8	9.3	11.0	99	3.21	A	1060	A	5.32	6.80	448
	1.5+3.5+4.2	1.11	2.59	3.10	---	1.98	6.80	7.67	0.40	2.12	2.64	1.8	9.3	11.6	99	3.21	A	1060	A	5.33	6.80	447
	1.5+3.5+5.0	1.02	2.38	3.40	---	2.30	6.80	8.29	0.44	2.02	3.06	1.9	8.9	13.4	99	3.37	A	1010	A	5.33	6.80	447
	1.5+3.5+6.0	0.93	2.16	3.71	---	2.33	6.80	9.04	0.45	1.88	3.44	2.0	8.3	15.1	99	3.62	A	940	A+	5.75	6.80	414
	1.5+4.2+4.2	1.03	2.88	2.88	---	1.98	6.80	8.10	0.40	2.12	3.01	1.8	9.3	13.2	99	3.21	A	1060	A	5.35	6.80	446
	1.5+4.2+5.0	0.95	2.67	3.18	---	2.30	6.80	8.68	0.44	2.02	3.45	1.9	8.9	15.2	99	3.37	A	1010	A	5.33	6.80	447
	2.0+2.0+2.0	2.00	2.00	2.00	---	1.98	6.00	6.51	0.42	1.64	1.89	1.8	7.2	8.3	99	3.66	A	820	A	5.53	6.00	380
	2.0+2.0+2.5	2.00	2.00	2.50	---	1.98	6.50	6.89	0.42	1.89	2.12	1.8	8.3	9.3	99	3.44	A	945	A	5.49	6.50	415
	2.0+2.0+3.5	1.81	1.81	3.18	---	1.98	6.80	7.25	0.41	2.07	2.35	1.8	9.1	10.3	99	3.29	A	1035	A	5.41	6.80	440
	2.0+2.0+4.2	1.66	1.66	3.48	---	1.98	6.80	7.46	0.41	2.07	2.50	1.8	9.1	11.0	99	3.29	A	1035	A	5.42	6.80	440
	2.0+2.0+5.0	1.51	1.51	3.78	---	1.98	6.80	7.85	0.39	2.02	2.69	1.7	8.9	11.8	99	3.37	A	1010	A	5.41	6.80	440
	2.0+2.0+6.0	1.36	1.36	4.08	---	2.33	6.80	8.11	0.44	1.83	2.64	1.9	8.0	11.6	99	3.72	A	915	A+	5.86	6.80	406
	2.0+2.5+2.5	1.94	2.43	2.43	---	1.98	6.80	7.10	0.41	2.07	2.26	1.8	9.1	9.9	99	3.29	A	1035	A	5.46	6.80	437
	2.0+2.5+3.5	1.70	2.13	2.97	---	1.98	6.80	7.59	0.39	2.07	2.59	1.7	9.1	11.4	99	3.29	A	1035	A	5.42	6.80	440
	2.0+2.5+4.2	1.56	1.95	3.29	---	1.98	6.80	7.78	0.39	2.07	2.75	1.7	9.1	12.1	99	3.29	A	1035	A	5.42	6.80	439
	2.0+2.5+5.0	1.43	1.79	3.58	---	1.98	6.80	7.92	0.39	2.02	2.74	1.7	8.9	12.0	99	3.37	A	1010	A	5.42	6.80	440
	2.0+2.5+6.0	1.30	1.62	3.88	---	2.33	6.80	8.38	0.45	1.83	2.84	2.0	8.0	12.5	99	3.72	A	915	A+	5.87	6.80	406
	2.0+3.5+3.5	1.52	2.64	2.64	---	1.98	6.80	7.91	0.40	2.07	2.85	1.8	9.1	12.5	99	3.29	A	1035	A	5.36	6.80	444
	2.0+3.5+4.2	1.40	2.45	2.95	---	1.98	6.80	8.09	0.40	2.07	3.01	1.8	9.1	13.2	99	3.29	A	1035	A	5.39	6.80	442
	2.0+3.5+5.0	1.30	2.27	3.23	---	2.30	6.80	8.41	0.44	2.02	3.17	1.9	8.9	13.9	99	3.37	A	1010	A	5.36	6.80	444
	2.0+4.2+4.2	1.30	2.75	2.75	---	1.98	6.80	8.21	0.40	2.07	3.11	1.8	9.1	13.7	99	3.29	A	1035	A	5.40	6.80	441
	2.5+2.5+2.5	2.26	2.26	2.26	---	1.98	6.78	7.38	0.41	2.07	2.45	1.8	9.1	10.8	99	3.28	A	1035	A	5.47	6.78	434
	2.5+2.5+3.5	2.00	2.00	2.80	---	1.98	6.80	7.78	0.39	2.07	2.75	1.7	9.1	12.1	99	3.29	A	1035	A	5.42	6.80	440
	2.5+2.5+4.2	1.85	1.85	3.10	---	1.98	6.80	7.96	0.39	2.07	2.90	1.7	9.1	12.7	99	3.29	A	1035	A	5.43	6.80	439
	2.5+2.5+5.0	1.70	1.70	3.40	---	2.30	6.80	8.28	0.44	2.02	3.06	1.9	8.9	13.4	99	3.37	A	1010	A	5.42	6.80	439
	2.5+2.5+6.0	1.55	1.55	3.70	---	2.44	6.80	8.57	0.44	1.83	3.00	1.9	8.0	13.2	99	3.72	A	915	A+	5.87	6.80	406
	2.5+3.5+3.5	1.78	2.51	2.51	---	2.29	6.80	8.14	0.44	2.07	3.06	1.9	9.1	13.4	99	3.29	A	1035	A	5.37	6.80	444
	2.5+3.5+4.2	1.67	2.33	2.80	---	2.29	6.80	8.26	0.44	2.07	3.17	1.9	9.1	13.9	99	3.29	A	1035	A	5.39	6.80	442
	2.5+3.5+5.0	1.55	2.16	3.09	---	2.51	6.80	8.57	0.46	1.98	3.33	2.0	8.7	14.6	99	3.43	A	990	A	5.39	6.80	442
	2.5+4.2+4.2	1.56	2.62	2.62	---	2.29	6.80	8.32	0.44	2.07	3.22	1.9	9.1	14.1	99	3.29	A	1035	A	5.41	6.80	441
	3.5+3.5+3.5	2.26	2.26	2.26	---	2.40	6.78	8.42	0.43	2.07	3.33	1.9	9.1	14.6	99	3.28	A	1035	A	5.34	6.78	445

Notes:
1. Cooling capacity is based on 27°CDB/19°CWB (Indoor temperature). 35°CDB (Outdoor temperature).
   Heating capacity is based on 20°CDB (Indoor temperature). 7°CDB/6°CWB (Outdoor temperature).
2. The total ability of connected indoor unit is up to 11.0kW.
3. It is impossible to connect the indoor unit for one room only.
4. The above is the value for connecting with the following indoor units.
   1.5kW: wall mounted CTXS-K series; 2.0, 2.5, 3.5, 4.2, 5.0kW: wall mounted FTXS-K series
   6.0 kW class; wall mounted G series

Combination tables

Heating

Outdoor unit	Indoor unit	Heating capacity (kW)				Total capacity (kW)			Power input (kW)			Total current (A)			Power factor (%)	COP	Energy label	Seasonal data				
		A room	B room	C room	D room	Min.	Nom.	Max.	Min.	Nom.	Max.	Min.	Nom.	Max.				Label	SCOP	Pdesign	AEC	Back-up heater capacity at -10°C
3MXS68G	1.5+1.5	2.90	2.90	---	---	1.62	5.80	7.10	0.38	1.57	1.99	1.7	6.9	8.7	99	3.69	A	A	3.83	3.67	1340	0.70
	1.5+2.0	2.64	3.51	---	---	1.62	6.15	7.10	0.38	1.72	1.99	1.7	7.6	8.7	99	3.58	B	A	3.82	3.77	1381	0.69
	1.5+2.5	2.44	4.06	---	---	1.62	6.50	7.64	0.38	1.89	2.24	1.7	8.3	9.8	99	3.44	B	A	3.83	3.82	1397	0.73
	1.5+3.5	2.16	5.04	---	---	1.76	7.20	8.17	0.39	2.25	2.55	1.7	9.9	11.2	99	3.20	D	A	3.85	4.24	1542	0.80
	1.5+4.2	2.02	5.67	---	---	1.76	7.69	8.51	0.39	2.51	2.79	1.7	11.0	12.3	99	3.06	D	A	3.82	4.28	1567	0.83
	1.5+5.0	1.90	6.35	---	---	2.14	8.25	9.98	0.48	2.63	3.16	2.1	11.6	13.9	99	3.14	D	A	3.85	4.20	1526	0.81
	1.5+6.0	1.72	6.88	---	---	2.41	8.60	10.17	0.51	2.51	2.90	2.2	11.0	12.7	99	3.43	B	A	3.89	4.68	1684	0.88
	2.0+2.0	3.25	3.25	---	---	1.62	6.50	7.64	0.38	1.87	2.25	1.7	8.2	9.9	99	3.48	B	A	3.83	3.88	1420	0.74
	2.0+2.5	3.04	3.81	---	---	1.62	6.85	7.81	0.38	2.05	2.33	1.7	9.0	10.2	99	3.34	C	A	3.83	3.93	1439	0.73
	2.0+3.5	2.71	4.74	---	---	1.76	7.45	8.34	0.39	2.34	2.64	1.7	10.3	11.6	99	3.18	D	A	3.83	4.34	1589	0.83
	2.0+4.2	2.58	5.42	---	---	1.76	8.00	8.68	0.39	2.64	2.89	1.7	11.6	12.7	99	3.03	D	A	3.82	4.38	1607	0.82
	2.0+5.0	2.46	6.14	---	---	2.14	8.60	10.15	0.48	2.80	3.26	2.1	12.3	14.3	99	3.07	D	A	3.83	4.30	1572	0.85
	2.0+6.0	2.15	6.45	---	---	2.41	8.60	10.34	0.51	2.43	2.98	2.2	10.7	13.1	99	3.54	B	A	3.91	4.77	1708	0.91
	2.5+2.5	3.60	3.60	---	---	1.62	7.20	8.16	0.38	2.24	2.56	1.7	9.8	11.2	99	3.21	C	A	3.84	3.98	1452	0.77
	2.5+3.5	3.29	4.61	---	---	1.85	7.90	8.68	0.40	2.58	2.89	1.8	11.3	12.7	99	3.06	D	A	3.82	4.39	1610	0.83
	2.5+4.2	3.10	5.20	---	---	1.85	8.30	8.93	0.40	2.80	3.07	1.8	12.3	13.5	99	2.96	D	A	3.85	4.42	1606	0.85
	2.5+5.0	2.87	5.73	---	---	2.23	8.60	10.27	0.49	2.80	3.36	2.2	12.3	14.8	99	3.07	D	A	3.83	4.34	1589	0.83
	2.5+6.0	2.53	6.07	---	---	2.50	8.60	10.46	0.53	2.43	3.01	2.3	10.7	13.2	99	3.54	B	A	3.90	4.81	1725	0.89
	3.5+3.5	4.30	4.30	---	---	2.13	8.60	9.02	0.45	2.93	3.11	2.0	12.9	13.7	99	2.94	D	A	3.90	4.77	1712	0.91
	3.5+4.2	3.91	4.69	---	---	2.13	8.60	9.11	0.45	2.92	3.16	2.0	12.8	13.9	99	2.95	D	A	3.91	4.80	1721	0.93
	3.5+5.0	3.54	5.06	---	---	2.51	8.60	10.48	0.54	2.79	3.40	2.4	12.3	14.9	99	3.08	D	A	3.90	4.73	1697	0.92
	3.5+6.0	3.17	5.43	---	---	2.69	8.60	10.59	0.55	2.42	3.00	2.4	10.6	13.2	99	3.55	B	A	3.99	5.17	1813	1.01
	4.2+4.2	4.30	4.30	---	---	2.13	8.60	9.19	0.45	2.92	3.20	2.0	12.8	14.1	99	2.95	D	A	3.90	4.84	1736	0.92
	4.2+5.0	3.93	4.67	---	---	2.51	8.60	10.49	0.54	2.79	3.47	2.4	12.3	15.2	99	3.08	D	A	3.90	4.76	1709	0.90
	4.2+6.0	3.54	5.06	---	---	2.69	8.60	10.60	0.54	2.42	3.03	2.4	10.6	13.3	99	3.55	B	A+	4.01	5.20	1814	1.00
	5.0+5.0	4.30	4.30	---	---	2.88	8.60	10.67	0.63	2.70	3.38	2.8	11.9	14.8	99	3.19	D	A	3.88	4.69	1692	0.89
	5.0+6.0	3.91	4.69	---	---	3.08	8.60	10.66	0.64	2.39	2.96	2.8	10.5	13.0	99	3.60	B	A	3.99	5.13	1800	0.98
	1.5+1.5+1.5	2.28	2.28	2.28	---	1.97	6.83	9.37	0.44	1.63	2.38	1.9	7.2	10.5	99	4.19	A	A	3.86	4.75	1725	0.89
	1.5+1.5+2.0	2.15	2.15	2.87	---	1.97	7.18	9.37	0.44	1.77	2.38	1.9	7.8	10.5	99	4.06	A	A	3.89	4.84	1742	0.92
	1.5+1.5+2.5	2.06	2.06	3.43	---	2.06	7.54	9.96	0.45	1.89	2.65	2.0	8.3	11.6	99	3.99	A	A	3.90	4.88	1751	0.95
	1.5+1.5+3.5	1.90	1.90	4.44	---	2.26	8.25	10.05	0.47	2.23	2.80	2.1	9.8	12.3	99	3.70	A	A	3.96	5.23	1849	0.98
	1.5+1.5+4.2	1.79	1.79	5.02	---	2.26	8.60	10.06	0.47	2.38	2.79	2.1	10.5	12.3	99	3.61	A	A	3.98	5.26	1851	1.00
	1.5+1.5+5.0	1.61	1.61	5.38	---	2.66	8.60	10.23	0.58	2.38	2.87	2.5	10.5	12.6	99	3.61	A	A	3.96	5.19	1834	0.99
	1.5+1.5+6.0	1.43	1.43	5.73	---	2.87	8.60	10.44	0.58	2.16	2.63	2.5	9.5	11.6	99	3.98	A	A+	4.09	5.59	1913	1.08
	1.5+2.0+2.0	2.06	2.74	2.74	---	1.97	7.54	10.04	0.44	1.91	2.70	1.9	8.4	11.9	99	3.95	A	A	3.90	4.93	1771	0.95
	1.5+2.0+2.5	1.97	2.63	3.29	---	2.06	7.89	10.04	0.45	2.03	2.69	2.0	8.9	11.8	99	3.89	A	A	3.93	4.97	1772	0.94
	1.5+2.0+3.5	1.84	2.46	4.30	---	2.26	8.60	10.05	0.47	2.38	2.80	2.1	10.5	12.3	99	3.61	A	A+	4.00	5.31	1868	1.00
	1.5+2.0+4.2	1.68	2.23	4.69	---	2.26	8.60	10.06	0.47	2.38	2.79	2.1	10.5	12.3	99	3.61	A	A	3.98	5.34	1877	1.03
	1.5+2.0+5.0	1.52	2.02	5.06	---	2.66	8.60	10.46	0.58	2.38	2.87	2.5	10.5	12.6	99	3.61	A	A	3.99	5.27	1850	1.01
	1.5+2.0+6.0	1.36	1.81	5.43	---	2.87	8.60	10.55	0.58	2.16	2.63	2.5	9.5	11.6	99	3.98	A	A+	4.10	5.66	1934	1.10
	1.5+2.5+2.5	1.90	3.17	3.17	---	2.16	8.25	10.15	0.48	2.21	2.69	2.1	9.7	11.8	99	3.73	A	A	3.94	5.01	1780	0.97
	1.5+2.5+3.5	1.72	2.87	4.01	---	2.35	8.60	10.17	0.50	2.38	2.79	2.2	10.5	12.3	99	3.61	A	A	3.99	5.35	1880	1.04
	1.5+2.5+4.2	1.57	2.62	4.40	---	2.36	8.60	10.17	0.50	2.38	2.79	2.2	10.5	12.3	99	3.61	A	A+	4.02	5.38	1876	1.02
	1.5+2.5+5.0	1.43	2.39	4.78	---	2.75	8.60	10.58	0.60	2.38	2.87	2.6	10.5	12.6	99	3.61	A	A	3.98	5.31	1868	1.00
	1.5+2.5+6.0	1.29	2.15	5.16	---	2.96	8.60	10.44	0.61	2.16	2.62	2.7	9.5	11.5	99	3.98	A	A+	4.10	5.69	1945	1.08
	1.5+3.5+3.5	1.52	3.54	3.54	---	2.64	8.60	10.18	0.58	2.38	2.79	2.5	10.5	12.3	99	3.61	A	A+	4.09	5.66	1937	1.10
	1.5+3.5+4.2	1.40	3.27	3.93	---	2.64	8.60	10.18	0.58	2.37	2.78	2.5	10.4	12.2	99	3.63	A	A+	4.08	5.69	1951	1.09
	1.5+3.5+5.0	1.29	3.01	4.30	---	2.94	8.60	10.59	0.66	2.37	2.86	2.9	10.4	12.6	99	3.63	A	A+	4.09	5.62	1926	1.06
	1.5+3.5+6.0	1.17	2.74	4.69	---	2.97	8.60	10.46	0.61	2.15	2.62	2.7	9.4	11.5	99	4.00	A	A+	4.17	5.82	1954	1.11
	1.5+4.2+4.2	1.30	3.65	3.65	---	2.64	8.60	10.19	0.58	2.37	2.78	2.5	10.4	12.2	99	3.63	A	A+	4.10	5.71	1952	1.10
	1.5+4.2+5.0	1.21	3.38	4.02	---	2.85	8.60	10.48	0.63	2.37	2.86	2.8	10.4	12.6	99	3.63	A	A+	4.09	5.65	1935	1.09
	2.0+2.0+2.0	2.63	2.63	2.63	---	1.97	7.89	10.04	0.44	2.05	2.70	1.9	9.0	11.9	99	3.85	A	A	3.94	5.01	1780	0.97
	2.0+2.0+2.5	2.54	2.54	3.17	---	2.06	8.25	10.12	0.45	2.18	2.74	2.0	9.6	12.0	99	3.78	A	A	3.94	5.05	1794	0.96
	2.0+2.0+3.5	2.29	2.29	4.02	---	2.26	8.60	10.22	0.47	2.34	2.88	2.1	10.3	12.6	99	3.68	A	A+	4.02	5.39	1879	1.03
	2.0+2.0+4.2	2.10	2.10	4.40	---	2.26	8.60	10.22	0.47	2.34	2.88	2.1	10.3	12.6	99	3.68	A	A+	4.02	5.42	1888	1.05
	2.0+2.0+5.0	1.91	1.91	4.78	---	2.66	8.60	10.40	0.58	2.34	2.96	2.5	10.3	13.0	99	3.68	A	A	3.99	5.35	1880	1.04
	2.0+2.0+6.0	1.72	1.72	5.16	---	2.87	8.60	10.53	0.58	2.12	2.67	2.5	9.3	11.7	99	4.06	A	A+	4.09	5.73	1960	1.08
	2.0+2.5+2.5	2.46	3.07	3.07	---	2.16	8.60	10.13	0.46	2.35	2.84	2.0	10.3	12.5	99	3.66	A	A	3.94	5.09	1807	0.99
	2.0+2.5+3.5	2.15	2.69	3.76	---	2.35	8.60	10.22	0.49	2.34	2.88	2.2	10.3	12.6	99	3.68	A	A+	4.02	5.42	1888	1.05
	2.0+2.5+4.2	1.98	2.47	4.15	---	2.36	8.60	10.23	0.49	2.34	2.87	2.2	10.3	12.6	99	3.68	A	A+	4.02	5.45	1899	1.04
	2.0+2.5+5.0	1.81	2.26	4.53	---	2.75	8.60	10.63	0.60	2.32	2.99	2.6	10.2	13.1	99	3.71	A	A+	4.02	5.39	1879	1.03
	2.0+2.5+6.0	1.64	2.05	4.91	---	2.96	8.60	10.64	0.60	2.10	2.64	2.6	9.2	11.6	99	4.10	A	A+	4.13	5.76	1952	1.11
	2.0+3.5+3.5	1.92	3.34	3.34	---	2.64	8.60	10.35	0.55	2.31	2.93	2.4	10.1	12.9	99	3.72	A	A+	4.09	5.73	1963	1.08
	2.0+3.5+4.2	1.77	3.10	3.72	---	2.64	8.60	10.35	0.55	2.31	2.92	2.4	10.1	12.8	99	3.72	A	A+	4.12	5.76	1956	1.11
	2.0+3.5+5.0	1.64	2.87	4.09	---	2.94	8.60	10.68	0.62	2.29	3.06	2.7	10.1	13.4	99	3.76	A	A+	4.09	5.70	1951	1.09
	2.0+4.2+4.2	1.65	3.47	3.47	---	2.64	8.60	10.36	0.55	2.31	2.92	2.4	10.1	12.8	99	3.72	A	A+	4.12	5.78	1962	1.13
	2.5+2.5+2.5	2.86	2.86	2.86	---	2.26	8.58	10.24	0.48	2.35	2.87	2.1	10.3	12.6	99	3.65	A	A	3.97	5.13	1809	0.98
	2.5+2.5+3.5	2.53	2.53	3.54	---	2.45	8.60	10.45	0.51	2.34	2.96	2.2	10.3	13.0	99	3.68	A	A+	4.02	5.46	1902	1.05
	2.5+2.5+4.2	2.34	2.34	3.93	---	2.45	8.60	10.46	0.51	2.34	2.96	2.2	10.3	13.0	99	3.68	A	A+	4.02	5.49	1912	1.03
	2.5+2.5+5.0	2.15	2.15	4.30	---	2.85	8.60	10.64	0.62	2.29	3.02	2.7	10.1	13.3	99	3.76	A	A+	4.03	5.43	1889	1.06
	2.5+2.5+6.0	1.95	1.95	4.70	---	3.06	8.60	10.65	0.62	2.08	2.64	2.7	9.1	11.6	99	4.13	A	A+	4.12	5.79	1966	1.10
	2.5+3.5+3.5	2.26	3.17	3.17	---	2.73	8.60	10.58	0.56	2.31	2.96	2.5	10.1	13.0	99	3.72	A	A+	4.12	5.76	1956	1.11
	2.5+3.5+4.2	2.11	2.95	3.54	---	2.74	8.60	10.59	0.56	2.31	2.95	2.5	10.1	13.0	99	3.72	A	A+	4.12	5.79	1970	1.10
	2.5+3.5+5.0	1.95	2.74	3.91	---	3.13	8.60	10.65	0.64	2.29	2.98	2.8	10.1	13.1	99	3.76	A	A+	4.09	5.73	1963	1.08
	2.5+4.2+4.2	1.97	3.31	3.31	---	2.74	8.60	10.59	0.56	2.31	2.95	2.5	10.1	13.0	99	3.72	A	A+	4.13	5.79	1961	1.13
	3.5+3.5+3.5	2.86	2.86	2.86	---	2.92	8.58	10.63	0.61	2.29	3.03	2.7	10.1	13.3	99	3.75	A	A+	4.22	5.83	1933	1.12

Notes:
1. Cooling capacity is based on 27°CDB/19°CWB (Indoor temperature). 35°CDB (Outdoor temperature).
   Heating capacity is based on 20°CDB (Indoor temperature). 7°CDB/6°CWB (Outdoor temperature).
2. The total ability of connected indoor unit is up to 11.0kW.
3. It is impossible to connect the indoor unit for one room only.
4. The above is the value for connecting with the following indoor units.
   1.5kW: wall mounted CTXS-K series; 2.0, 2.5, 3.5, 4.2, 5.0kW: wall mounted FTXS-K series
   6.0 kW class; wall mounted G series

Combination tables

Cooling

Outdoor unit	Indoor unit	Cooling capacity (kW)				Total capacity (kW)			Power input (kW)			Total current (A)			Power factor (%)	EER	Energy label	AEC (kWh)	Seasonal data			
		A room	B room	C room	D room	Min.	Nom.	Max.	Min.	Nom.	Max.	Min.	Nom.	Max.					Label	SEER	Pdesign	AEC
4MXS68F	1.5+1.5	1.50	1.50	---	---	1.97	3.00	4.70	0.43	0.65	1.29	1.9	2.9	5.7	99	4.62	A	325	B	4.98	3.00	211
	1.5+2.0	1.50	2.00	---	---	1.97	3.50	4.86	0.43	0.80	1.37	1.9	3.5	6.0	99	4.38	A	400	B	5.09	3.50	241
	1.5+2.5	1.50	2.50	---	---	1.97	4.00	5.18	0.43	0.99	1.53	1.9	4.3	6.7	99	4.04	A	495	A	5.16	4.00	272
	1.5+3.5	1.50	3.50	---	---	1.97	5.00	6.05	0.42	1.39	2.06	1.8	6.1	9.0	99	3.60	A	695	A	5.14	5.00	341
	1.5+4.2	1.50	4.20	---	---	1.97	5.70	6.26	0.42	1.79	2.20	1.8	7.9	9.7	99	3.18	B	895	A	5.16	5.70	387
	1.5+5.0	1.50	5.00	---	---	1.97	6.50	6.94	0.41	2.22	2.51	1.8	9.7	11.0	99	2.93	C	1110	B	4.94	6.50	461
	1.5+6.0	1.36	5.44	---	---	1.98	6.80	7.44	0.40	2.26	2.65	1.8	9.9	11.6	99	3.01	B	1130	A	5.43	6.80	439
	2.0+2.0	2.00	2.00	---	---	1.97	4.00	5.02	0.43	1.00	1.45	1.9	4.4	6.4	99	4.00	A	500	A	5.18	4.00	271
	2.0+2.5	2.00	2.50	---	---	1.97	4.50	5.33	0.43	1.20	1.61	1.9	5.3	7.1	99	3.75	A	600	A	5.22	4.50	302
	2.0+3.5	2.00	3.50	---	---	1.97	5.50	6.18	0.42	1.66	2.15	1.8	7.3	9.4	99	3.31	A	830	A	5.23	5.50	368
	2.0+4.2	2.00	4.20	---	---	1.97	6.20	6.38	0.42	2.09	2.30	1.8	9.2	10.1	99	2.97	C	1045	B	5.08	6.20	428
	2.0+5.0	1.94	4.86	---	---	1.97	6.80	7.12	0.41	2.41	2.65	1.8	10.6	11.6	99	2.82	C	1205	B	4.93	6.80	483
	2.0+6.0	1.70	5.10	---	---	1.98	6.80	7.56	0.40	2.21	2.75	1.8	9.7	12.1	99	3.08	B	1105	A	5.49	6.80	434
	2.5+2.5	2.50	2.50	---	---	1.97	5.00	5.98	0.45	1.46	2.00	2.0	6.4	8.8	99	3.42	A	730	A	5.26	5.00	333
	2.5+3.5	2.50	3.50	---	---	1.97	6.00	6.44	0.43	2.06	2.37	1.9	9.0	10.4	99	2.91	C	1030	A	5.12	6.00	411
	2.5+4.2	2.50	4.20	---	---	1.97	6.70	6.81	0.43	2.54	2.67	1.9	11.2	11.7	99	2.64	D	1270	B	4.96	6.70	473
	2.5+5.0	2.27	4.53	---	---	1.97	6.80	7.23	0.40	2.41	2.75	1.8	10.6	12.1	99	2.82	C	1205	B	4.93	6.80	483
	2.5+6.0	2.00	4.80	---	---	1.98	6.80	7.56	0.38	2.21	2.75	1.7	9.7	12.1	99	3.08	B	1105	A	5.49	6.80	434
	3.5+3.5	3.40	3.40	---	---	1.97	6.80	6.99	0.41	2.51	2.66	1.8	11.0	11.7	99	2.71	D	1255	B	4.91	6.80	485
	3.5+4.2	3.09	3.71	---	---	1.97	6.80	7.10	0.41	2.51	2.76	1.8	11.0	12.1	99	2.71	D	1255	B	4.95	6.80	481
	3.5+5.0	2.80	4.00	---	---	1.97	6.80	7.61	0.38	2.41	3.12	1.7	10.6	13.7	99	2.82	C	1205	B	4.91	6.80	485
	3.5+6.0	2.51	4.29	---	---	2.28	6.80	7.91	0.43	2.21	3.06	1.9	9.7	13.4	99	3.08	B	1105	A	5.45	6.80	437
	4.2+4.2	3.40	3.40	---	---	1.97	6.80	7.00	0.41	2.51	2.66	1.8	11.0	11.7	99	2.71	D	1255	B	4.96	6.80	480
	4.2+5.0	3.10	3.70	---	---	1.97	6.80	7.62	0.38	2.41	3.12	1.7	10.6	13.7	99	2.82	C	1205	B	4.96	6.80	481
	4.2+6.0	2.80	4.00	---	---	2.28	6.80	7.92	0.43	2.21	3.06	1.9	9.7	13.4	99	3.08	B	1105	A	5.46	6.80	436
	5.0+5.0	3.40	3.40	---	---	2.36	6.80	8.06	0.47	2.31	3.35	2.1	10.1	14.7	99	2.94	C	1155	B	4.92	6.80	485
	5.0+6.0	3.09	3.71	---	---	2.49	6.80	8.28	0.48	2.12	3.28	2.1	9.3	14.4	99	3.21	A	1060	A	5.45	6.80	437
	1.5+1.5+1.5	1.50	1.50	1.50	---	1.98	4.50	6.27	0.42	1.03	1.76	1.8	4.5	7.7	99	4.37	A	515	A	5.27	4.50	300
	1.5+1.5+2.0	1.50	1.50	2.00	---	1.98	5.00	6.43	0.42	1.21	1.85	1.8	5.3	8.1	99	4.13	A	605	A	5.37	5.00	327
	1.5+1.5+2.5	1.50	1.50	2.50	---	1.98	5.50	6.59	0.42	1.44	1.94	1.8	6.3	8.5	99	3.82	A	720	A	5.42	5.50	355
	1.5+1.5+3.5	1.50	1.50	3.50	---	1.98	6.50	6.97	0.41	1.94	2.16	1.8	8.5	9.5	99	3.35	A	970	A	5.33	6.50	427
	1.5+1.5+4.2	1.42	1.42	3.97	---	1.98	6.80	7.19	0.41	2.12	2.30	1.8	9.3	10.1	99	3.21	A	1060	A	5.31	6.80	449
	1.5+1.5+5.0	1.28	1.28	4.25	---	1.98	6.80	7.59	0.39	2.02	2.49	1.7	8.9	10.9	99	3.37	A	1010	A	5.30	6.80	450
	1.5+1.5+6.0	1.13	1.13	4.53	---	2.33	6.80	7.83	0.44	1.88	2.44	1.9	8.3	10.7	99	3.62	A	940	A+	5.75	6.80	415
	1.5+2.0+2.0	1.50	2.00	2.00	---	1.98	5.50	6.35	0.42	1.44	1.81	1.8	6.3	7.9	99	3.82	A	720	A	5.46	5.50	353
	1.5+2.0+2.5	1.50	2.00	2.50	---	1.98	6.00	6.74	0.42	1.68	2.03	1.8	7.4	8.9	99	3.57	A	840	A	5.51	6.00	382
	1.5+2.0+3.5	1.46	1.94	3.40	---	1.98	6.80	7.11	0.41	2.12	2.26	1.8	9.3	9.9	99	3.21	A	1060	A	5.34	6.80	446
	1.5+2.0+4.2	1.32	1.77	3.71	---	1.98	6.80	7.32	0.41	2.12	2.40	1.8	9.3	10.5	99	3.21	A	1060	A	5.38	6.80	443
	1.5+2.0+5.0	1.20	1.60	4.00	---	1.98	6.80	7.72	0.39	2.02	2.59	1.7	8.9	11.4	99	3.37	A	1010	A	5.35	6.80	446
	1.5+2.0+6.0	1.07	1.43	4.29	---	2.33	6.80	7.97	0.44	1.88	2.54	1.9	8.3	11.2	99	3.62	A	940	A+	5.81	6.80	410
	1.5+2.5+2.5	1.50	2.50	2.50	---	1.98	6.50	6.96	0.41	1.94	2.16	1.8	8.5	9.5	99	3.35	A	970	A	5.45	6.50	418
	1.5+2.5+3.5	1.36	2.27	3.17	---	1.98	6.80	7.45	0.39	2.12	2.50	1.7	9.3	11.0	99	3.21	A	1060	A	5.38	6.80	443
	1.5+2.5+4.2	1.24	2.07	3.48	---	1.98	6.80	7.66	0.39	2.12	2.64	1.7	9.3	11.6	99	3.21	A	1060	A	5.38	6.80	443
	1.5+2.5+5.0	1.13	1.89	3.78	---	1.98	6.80	7.79	0.39	2.02	2.64	1.7	8.9	11.6	99	3.37	A	1010	A	5.38	6.80	443
	1.5+2.5+6.0	1.02	1.70	4.08	---	2.33	6.80	8.25	0.45	1.88	2.74	2.0	8.3	12.0	99	3.62	A	940	A+	5.81	6.80	410
	1.5+3.5+3.5	1.20	2.80	2.80	---	1.98	6.80	7.78	0.40	2.12	2.75	1.8	9.3	12.1	99	3.21	A	1060	A	5.32	6.80	448
	1.5+3.5+4.2	1.11	2.59	3.10	---	1.98	6.80	7.97	0.40	2.12	2.90	1.8	9.3	12.7	99	3.21	A	1060	A	5.33	6.80	447
	1.5+3.5+5.0	1.02	2.38	3.40	---	1.98	6.80	8.29	0.36	2.02	3.06	1.6	8.9	13.4	99	3.37	A	1010	A	5.33	6.80	447
	1.5+3.5+6.0	0.93	2.16	3.71	---	2.33	6.80	8.39	0.45	1.88	2.84	2.0	8.3	12.5	99	3.62	A	940	A+	5.75	6.80	414
	1.5+4.2+4.2	1.03	2.88	2.88	---	1.98	6.80	8.10	0.40	2.12	3.01	1.8	9.3	13.2	99	3.21	A	1060	A	5.35	6.80	446
	1.5+4.2+5.0	0.95	2.67	3.18	---	1.98	6.80	8.36	0.36	2.02	3.11	1.6	8.9	13.7	99	3.37	A	1010	A	5.33	6.80	447
	2.0+2.0+2.0	2.00	2.00	2.00	---	1.98	6.00	6.51	0.42	1.64	1.89	1.8	7.2	8.3	99	3.66	A	820	A	5.53	6.00	380
	2.0+2.0+2.5	2.00	2.00	2.50	---	1.98	6.50	6.89	0.42	1.89	2.12	1.8	8.3	9.3	99	3.44	A	945	A	5.49	6.50	415
	2.0+2.0+3.5	1.81	1.81	3.18	---	1.98	6.80	7.25	0.41	2.07	2.35	1.8	9.1	10.3	99	3.29	A	1035	A	5.41	6.80	440
	2.0+2.0+4.2	1.66	1.66	3.48	---	1.98	6.80	7.46	0.41	2.07	2.50	1.8	9.1	11.0	99	3.29	A	1035	A	5.42	6.80	440
	2.0+2.0+5.0	1.51	1.51	3.78	---	1.98	6.80	7.85	0.39	2.02	2.69	1.7	8.9	11.8	99	3.37	A	1010	A	5.41	6.80	440
	2.0+2.0+6.0	1.36	1.36	4.08	---	2.33	6.80	8.11	0.44	1.83	2.64	1.9	8.0	11.6	99	3.72	A	915	A+	5.86	6.80	406
	2.0+2.5+2.5	1.94	2.43	2.43	---	1.98	6.80	7.10	0.41	2.07	2.26	1.8	9.1	9.9	99	3.29	A	1035	A	5.46	6.80	437
	2.0+2.5+3.5	1.70	2.13	2.97	---	1.98	6.80	7.59	0.39	2.07	2.59	1.7	9.1	11.4	99	3.29	A	1035	A	5.42	6.80	440
	2.0+2.5+4.2	1.56	1.95	3.29	---	1.98	6.80	7.78	0.39	2.07	2.75	1.7	9.1	12.1	99	3.29	A	1035	A	5.42	6.80	439
	2.0+2.5+5.0	1.43	1.79	3.58	---	1.98	6.80	7.92	0.39	2.02	2.74	1.7	8.9	12.0	99	3.37	A	1010	A	5.42	6.80	440
	2.0+2.5+6.0	1.30	1.62	3.88	---	2.33	6.80	8.38	0.45	1.83	2.84	2.0	8.0	12.5	99	3.72	A	915	A+	5.87	6.80	406
	2.0+3.5+3.5	1.52	2.64	2.64	---	1.98	6.80	7.91	0.40	2.07	2.85	1.8	9.1	12.5	99	3.29	A	1035	A	5.36	6.80	444
	2.0+3.5+4.2	1.40	2.45	2.94	---	1.98	6.80	8.09	0.40	2.07	3.01	1.8	9.1	13.2	99	3.29	A	1035	A	5.39	6.80	442
	2.0+3.5+5.0	1.30	2.27	3.23	---	2.30	6.80	8.41	0.44	2.02	3.17	1.9	8.9	13.9	99	3.37	A	1010	A	5.36	6.80	444
	2.0+4.2+4.2	1.30	2.75	2.75	---	1.98	6.80	8.21	0.40	2.07	3.11	1.8	9.1	13.7	99	3.29	A	1035	A	5.40	6.80	441
	2.5+2.5+2.5	2.26	2.26	2.26	---	1.98	6.78	7.38	0.41	2.07	2.45	1.8	9.1	10.8	99	3.28	A	1035	A	5.47	6.78	434
	2.5+2.5+3.5	2.00	2.00	2.80	---	1.98	6.80	7.78	0.39	2.07	2.75	1.7	9.1	12.1	99	3.29	A	1035	A	5.42	6.80	440
	2.5+2.5+4.2	1.85	1.85	3.10	---	1.98	6.80	7.96	0.39	2.07	2.90	1.7	9.1	12.7	99	3.29	A	1035	A	5.43	6.80	439
	2.5+2.5+5.0	1.70	1.70	3.40	---	2.30	6.80	8.28	0.44	2.02	3.06	1.9	8.9	13.4	99	3.37	A	1010	A	5.42	6.80	439
	2.5+2.5+6.0	1.55	1.55	3.70	---	2.44	6.80	8.57	0.44	1.83	3.00	1.9	8.0	13.2	99	3.72	A	915	A+	5.87	6.80	406
	2.5+3.5+3.5	1.78	2.51	2.51	---	2.29	6.80	8.14	0.44	2.07	3.06	1.9	9.1	13.4	99	3.29	A	1035	A	5.37	6.80	444
	2.5+3.5+4.2	1.67	2.33	2.80	---	2.29	6.80	8.26	0.44	2.07	3.17	1.9	9.1	13.9	99	3.29	A	1035	A	5.39	6.80	442
	2.5+3.5+5.0	1.55	2.16	3.09	---	2.51	6.80	8.57	0.46	1.98	3.33	2.0	8.7	14.6	99	3.43	A	990	A	5.39	6.80	442
	2.5+4.2+4.2	1.56	2.62	2.62	---	2.29	6.80	8.32	0.44	2.07	3.22	1.9	9.1	14.1	99	3.29	A	1035	A	5.41	6.80	441
	3.5+3.5+3.5	2.26	2.26	2.26	---	2.40	6.78	8.42	0.43	2.07	3.33	1.9	9.1	14.6	99	3.28	A	1035	A	5.34	6.78	445
	1.5+1.5+1.5+1.5	1.50	1.50	1.50	1.50	1.99	6.00	6.95	0.41	1.42	1.83	1.8	6.2	8.0	99	4.23	A	710	A+	5.60	6.00	376
	1.5+1.5+1.5+2.0	1.50	1.50	1.50	2.00	1.99	6.50	7.13	0.41	1.62	1.91	1.8	7.1	8.4	99	4.01	A	810	A+	5.64	6.50	404
	1.5+1.5+1.5+2.5	1.46	1.46	1.46	2.43	1.99	6.80	7.30	0.39	1.73	2.00	1.7	7.6	8.8	99	3.93	A	865	A+	5.63	6.80	423
	1.5+1.5+1.5+3.5	1.28	1.28	1.28	2.98	1.99	6.80	7.72	0.40	1.71	2.24	1.8	7.5	9.8	99	3.98	A	855	A	5.56	6.80	428
	1.5+1.5+1.5+4.2	1.17	1.17	1.17	3.28	1.99	6.80	7.88	0.40	1.71	2.33	1.8	7.5	10.2	99	3.98	A	855	A	5.57	6.80	428
	1.5+1.5+1.5+5.0	1.07	1.07	1.07	3.58	2.47	6.80	8.31	0.46	1.71	2.61	2.0	7.5	11.5	99	3.98	A	855	A	5.57	6.80	428
	1.5+1.5+1.5+6.0	0.97	0.97	0.97	3.89	2.50	6.80	8.22	0.43	1.57	2.34	1.9	6.9	10.3	99	4.33	A	785	A+	5.98	6.80	398

Notes:
1. Cooling capacity is based on 27°CDB/19°CWB (Indoor temperature). 35°CDB (Outdoor temperature).
   Heating capacity is based on 20°CDB (Indoor temperature). 7°CDB/6°CWB (Outdoor temperature).
2. The total ability of connected indoor unit is up to 11.0kW.
3. It is impossible to connect the indoor unit for one room only.
4. The above is the value for connecting with the following indoor units.
   1.5kW: wall mounted CTXS-K series; 2.0, 2.5, 3.5, 4.2, 5.0kW: wall mounted FTXS-K series
   6.0 kW class; wall mounted G series

Combination tables

Cooling

Outdoor unit	Indoor unit	Cooling capacity (kW)				Total capacity (kW)			Power input (kW)			Total current (A)			Power factor (%)	EER	Energy label	AEC (kWh)	Seasonal data			
		A room	B room	C room	D room	Min.	Nom.	Max.	Min.	Nom.	Max.	Min.	Nom.	Max.					Label	SEER	Pdesign	AEC
4MXS68F	1.5+1.5+2.0+2.0	1.46	1.46	1.94	1.94	1.99	6.80	7.30	0.41	1.75	2.00	1.8	7.7	8.8	99	3.89	A	875	A+	5.68	6.80	420
	1.5+1.5+2.0+2.5	1.36	1.36	1.81	2.27	1.99	6.80	7.47	0.39	1.73	2.10	1.7	7.6	9.2	99	3.93	A	865	A+	5.69	6.80	419
	1.5+1.5+2.0+3.5	1.20	1.20	1.60	2.80	1.99	6.80	7.87	0.40	1.71	2.33	1.8	7.5	10.2	99	3.98	A	855	A+	5.62	6.80	424
	1.5+1.5+2.0+4.2	1.11	1.11	1.48	3.10	1.99	6.80	8.03	0.40	1.71	2.43	1.8	7.5	10.7	99	3.98	A	855	A+	5.63	6.80	423
	1.5+1.5+2.0+5.0	1.02	1.02	1.36	3.40	2.47	6.80	8.46	0.46	1.71	2.71	2.0	7.5	11.9	99	3.98	A	855	A+	5.62	6.80	424
	1.5+1.5+2.0+6.0	0.93	0.93	1.24	3.71	2.50	6.80	8.39	0.43	1.57	2.45	1.9	6.9	10.8	99	4.33	A	785	A+	6.02	6.80	396
	1.5+1.5+2.5+2.5	1.28	1.28	2.13	2.13	1.99	6.80	7.55	0.39	1.73	2.14	1.7	7.6	9.4	99	3.93	A	865	A+	5.69	6.80	419
	1.5+1.5+2.5+3.5	1.13	1.13	1.89	2.64	2.34	6.80	7.95	0.50	1.71	2.38	2.2	7.5	10.5	99	3.98	A	855	A+	5.63	6.80	423
	1.5+1.5+2.5+4.2	1.05	1.05	1.75	2.94	2.34	6.80	8.11	0.50	1.71	2.48	2.2	7.5	10.9	99	3.98	A	855	A+	5.63	6.80	423
	1.5+1.5+2.5+5.0	0.97	0.97	1.62	3.24	2.47	6.80	8.53	0.46	1.71	2.76	2.0	7.5	12.1	99	3.98	A	855	A+	5.63	6.80	423
	1.5+1.5+3.5+3.5	1.02	1.02	2.38	2.38	2.34	6.80	8.40	0.50	1.71	2.68	2.2	7.5	11.8	99	3.98	A	855	A	5.58	6.80	427
	1.5+1.5+3.5+4.2	0.95	0.95	2.22	2.67	2.46	6.80	8.48	0.54	1.71	2.74	2.4	7.5	12.0	99	3.98	A	855	A	5.59	6.80	427
	1.5+2.0+2.0+2.0	1.36	1.81	1.81	1.81	1.99	6.80	7.46	0.41	1.75	2.10	1.8	7.7	9.2	99	3.89	A	875	A+	5.72	6.80	417
	1.5+2.0+2.0+2.5	1.28	1.70	1.70	2.13	1.99	6.80	7.63	0.39	1.73	2.19	1.7	7.6	9.6	99	3.93	A	865	A+	5.73	6.80	416
	1.5+2.0+2.0+3.5	1.13	1.51	1.51	2.64	2.34	6.80	8.02	0.50	1.71	2.43	2.2	7.5	10.7	99	3.98	A	855	A+	5.66	6.80	421
	1.5+2.0+2.0+4.2	1.05	1.40	1.40	2.94	2.34	6.80	8.18	0.50	1.71	2.53	2.2	7.5	11.1	99	3.98	A	855	A+	5.67	6.80	420
	1.5+2.0+2.0+5.0	0.97	1.30	1.30	3.24	2.47	6.80	8.60	0.46	1.71	2.82	2.0	7.5	12.4	99	3.98	A	855	A+	5.66	6.80	421
	1.5+2.0+2.5+2.5	1.20	1.60	2.00	2.00	1.99	6.80	7.71	0.39	1.73	2.24	1.7	7.6	9.8	99	3.93	A	865	A+	5.73	6.80	416
	1.5+2.0+2.5+3.5	1.07	1.43	1.79	2.51	2.34	6.80	8.10	0.50	1.71	2.48	2.2	7.5	10.9	99	3.98	A	855	A+	5.67	6.80	420
	1.5+2.0+2.5+4.2	1.00	1.33	1.67	2.80	2.34	6.80	8.26	0.50	1.71	2.58	2.2	7.5	11.3	99	3.98	A	855	A+	5.67	6.80	420
	1.5+2.0+2.5+5.0	0.93	1.24	1.55	3.09	2.47	6.80	8.68	0.46	1.71	2.87	2.0	7.5	12.6	99	3.98	A	855	A+	5.67	6.80	420
	1.5+2.0+3.5+3.5	0.97	1.30	2.27	2.27	2.00	6.80	8.47	0.40	1.71	2.74	1.8	7.5	12.0	99	3.98	A	855	A+	5.60	6.80	425
	1.5+2.5+2.5+2.5	1.13	1.89	1.89	1.89	1.99	6.80	8.02	0.36	1.71	2.43	1.6	7.5	10.7	99	3.98	A	855	A+	5.73	6.80	416
	1.5+2.5+2.5+3.5	1.02	1.70	1.70	2.38	2.34	6.80	8.32	0.43	1.70	2.63	1.9	7.5	11.6	99	4.00	A	850	A+	5.67	6.80	420
	1.5+2.5+2.5+4.2	0.95	1.59	1.59	2.67	2.34	6.80	8.33	0.45	1.73	2.63	2.0	7.6	11.6	99	3.93	A	865	A+	5.67	6.80	420
	1.5+2.5+3.5+3.5	0.93	1.55	2.16	2.16	2.34	6.80	8.54	0.43	1.70	2.79	1.9	7.5	12.3	99	4.00	A	850	A+	5.62	6.80	424
	2.0+2.0+2.0+2.0	1.70	1.70	1.70	1.70	1.99	6.80	7.63	0.41	1.75	2.19	1.8	7.7	9.6	99	3.89	A	875	A+	5.75	6.80	415
	2.0+2.0+2.0+2.5	1.60	1.60	1.60	2.00	1.99	6.80	7.79	0.39	1.73	2.29	1.7	7.6	10.1	99	3.93	A	865	A+	5.75	6.80	414
	2.0+2.0+2.0+3.5	1.43	1.43	1.43	2.51	1.99	6.80	8.17	0.40	1.71	2.53	1.8	7.5	11.1	99	3.98	A	855	A+	5.70	6.80	418
	2.0+2.0+2.0+4.2	1.33	1.33	1.33	2.81	1.99	6.80	8.32	0.40	1.71	2.63	1.8	7.5	11.6	99	3.98	A	855	A+	5.73	6.80	416
	2.0+2.0+2.0+5.0	1.24	1.24	1.24	3.08	2.47	6.80	8.74	0.46	1.67	2.93	2.0	7.3	12.9	99	4.07	A	835	A+	5.70	6.80	418
	2.0+2.0+2.5+2.5	1.51	1.51	1.89	1.89	1.99	6.80	7.94	0.40	1.75	2.38	1.8	7.7	10.5	99	3.89	A	875	A+	5.77	6.80	413
	2.0+2.0+2.5+3.5	1.36	1.36	1.70	2.38	2.34	6.80	8.32	0.45	1.73	2.63	2.0	7.6	11.6	99	3.93	A	865	A+	5.71	6.80	418
	2.0+2.0+2.5+4.2	1.27	1.27	1.59	2.67	2.34	6.80	8.47	0.45	1.73	2.74	2.0	7.6	12.0	99	3.93	A	865	A+	5.73	6.80	416
	2.0+2.0+3.5+3.5	1.24	1.24	2.16	2.16	2.46	6.80	8.61	0.45	1.71	2.84	2.0	7.5	12.5	99	3.98	A	855	A+	5.66	6.80	421
	2.0+2.5+2.5+2.5	1.43	1.79	1.79	1.79	1.99	6.80	8.17	0.40	1.75	2.53	1.8	7.7	11.1	99	3.89	A	875	A+	5.77	6.80	413
	2.0+2.5+2.5+3.5	1.30	1.62	1.62	2.26	2.34	6.80	8.46	0.45	1.73	2.74	2.0	7.6	12.0	99	3.93	A	865	A+	5.73	6.80	416
	2.5+2.5+2.5+2.5	1.70	1.70	1.70	1.70	2.34	6.80	8.39	0.46	1.71	2.68	2.0	7.5	11.8	99	3.98	A	855	A+	5.77	6.80	413
	2.5+2.5+2.5+3.5	1.55	1.55	1.55	2.15	2.46	6.80	8.73	0.46	1.70	2.95	2.0	7.5	13.0	99	4.00	A	850	A+	5.73	6.80	416

Notes:
1. Cooling capacity is based on 27°CDB/19°CWB (Indoor temperature). 35°CDB (Outdoor temperature).
   Heating capacity is based on 20°CDB (Indoor temperature). 7°CDB/6°CWB (Outdoor temperature).
2. The total ability of connected indoor unit is up to 11.0kW.
3. It is impossible to connect the indoor unit for one room only.
4. The above is the value for connecting with the following indoor units.
   1.5kW: wall mounted CTXS-K series; 2.0, 2.5, 3.5, 4.2, 5.0kW: wall mounted FTXS-K series
   6.0 kW class; wall mounted G series

Combination tables

Heating

Outdoor unit	Indoor unit	Heating capacity (kW)				Total capacity (kW)			Power input (kW)			Total current (A)			Power factor (%)	COP	Energy label	Seasonal data				
		A room	B room	C room	D room	Min.	Nom.	Max.	Min.	Nom.	Max.	Min.	Nom.	Max.				Label	SCOP	Pdesign	AEC	Back-up heater capacity at -10°C
4MXS68F	1.5+1.5	2.62	2.62	---	---	1.62	5.24	7.10	0.38	1.32	1.99	1.7	5.8	8.7	99	3.97	A	A	3.83	3.67	1340	0.70
	1.5+2.0	2.43	3.23	---	---	1.62	5.66	7.46	0.38	1.50	2.16	1.7	6.6	9.5	99	3.77	A	A	3.82	3.77	1381	0.69
	1.5+2.5	2.28	3.80	---	---	1.62	6.08	7.64	0.38	1.70	2.24	1.7	7.5	9.8	99	3.58	B	A	3.83	3.82	1397	0.73
	1.5+3.5	2.08	4.84	---	---	1.76	6.92	8.17	0.39	2.09	2.55	1.7	9.2	11.2	99	3.31	C	A	3.85	4.24	1542	0.80
	1.5+4.2	1.98	5.53	---	---	1.76	7.51	8.51	0.39	2.38	2.79	1.7	10.5	12.3	99	3.16	D	A	3.82	4.28	1567	0.83
	1.5+5.0	1.89	6.29	---	---	2.14	8.18	9.98	0.48	2.58	3.16	2.1	11.3	13.9	99	3.17	D	A	3.85	4.20	1526	0.81
	1.5+6.0	1.72	6.88	---	---	2.41	8.60	10.17	0.51	2.51	2.90	2.2	11.0	12.7	99	3.43	B	A	3.89	4.68	1684	0.88
	2.0+2.0	3.25	3.25	---	---	1.62	6.50	7.64	0.38	1.87	2.25	1.7	8.2	9.9	99	3.48	B	A	3.83	3.88	1420	0.74
	2.0+2.5	3.04	3.81	---	---	1.62	6.85	7.81	0.38	2.05	2.33	1.7	9.0	10.2	99	3.34	C	A	3.83	3.93	1439	0.73
	2.0+3.5	2.71	4.74	---	---	1.76	7.45	8.34	0.39	2.34	2.64	1.7	10.3	11.6	99	3.18	D	A	3.83	4.34	1589	0.83
	2.0+4.2	2.58	5.42	---	---	1.76	8.00	8.68	0.39	2.64	2.89	1.7	11.6	12.7	99	3.03	D	A	3.82	4.38	1607	0.82
	2.0+5.0	2.46	6.14	---	---	2.14	8.60	10.15	0.48	2.80	3.26	2.1	12.3	14.3	99	3.07	D	A	3.83	4.30	1572	0.85
	2.0+6.0	2.15	6.45	---	---	2.41	8.60	10.34	0.51	2.43	2.98	2.2	10.7	13.1	99	3.54	B	A	3.91	4.77	1708	0.91
	2.5+2.5	3.60	3.60	---	---	1.62	7.20	8.16	0.38	2.24	2.56	1.7	9.8	11.2	99	3.21	C	A	3.84	3.98	1452	0.77
	2.5+3.5	3.29	4.61	---	---	1.85	7.90	8.68	0.40	2.58	2.89	1.8	11.3	12.7	99	3.06	D	A	3.82	4.39	1610	0.83
	2.5+4.2	3.10	5.20	---	---	1.85	8.30	8.93	0.40	2.80	3.07	1.8	12.3	13.5	99	2.96	D	A	3.85	4.42	1606	0.85
	2.5+5.0	2.87	5.73	---	---	2.23	8.60	10.27	0.49	2.80	3.36	2.2	12.3	14.8	99	3.07	D	A	3.83	4.34	1589	0.83
	2.5+6.0	2.53	6.07	---	---	2.50	8.60	10.46	0.53	2.43	3.01	2.3	10.7	13.2	99	3.54	B	A	3.90	4.81	1725	0.89
	3.5+3.5	4.30	4.30	---	---	2.13	8.60	9.02	0.45	2.93	3.11	2.0	12.9	13.7	99	2.94	D	A	3.90	4.77	1712	0.91
	3.5+4.2	3.91	4.69	---	---	2.13	8.60	9.11	0.45	2.92	3.16	2.0	12.8	13.9	99	2.95	D	A	3.91	4.80	1721	0.93
	3.5+5.0	3.54	5.06	---	---	2.51	8.60	10.48	0.54	2.79	3.40	2.4	12.3	14.9	99	3.08	D	A	3.90	4.73	1697	0.92
	3.5+6.0	3.17	5.43	---	---	2.69	8.60	10.59	0.55	2.42	3.00	2.4	10.6	13.2	99	3.55	B	A	3.99	5.17	1813	1.01
	4.2+4.2	4.30	4.30	---	---	2.13	8.60	9.19	0.45	2.92	3.20	2.0	12.8	14.1	99	2.95	D	A	3.90	4.84	1736	0.92
	4.2+5.0	3.93	4.67	---	---	2.51	8.60	10.49	0.54	2.79	3.47	2.4	12.3	15.2	99	3.08	D	A	3.90	4.76	1709	0.90
	4.2+6.0	3.54	5.06	---	---	2.69	8.60	10.60	0.54	2.42	3.03	2.4	10.6	13.3	99	3.55	B	A+	4.01	5.20	1814	1.00
	5.0+5.0	4.30	4.30	---	---	2.88	8.60	10.67	0.63	2.70	3.38	2.8	11.9	14.8	99	3.19	D	A	3.88	4.69	1692	0.89
	5.0+6.0	3.91	4.69	---	---	3.08	8.60	10.66	0.64	2.39	2.96	2.8	10.5	13.0	99	3.60	B	A	3.99	5.13	1800	0.98
	1.5+1.5+1.5	2.17	2.17	2.17	---	1.97	6.50	9.54	0.44	1.50	2.46	1.9	6.6	10.8	99	4.33	A	A	3.86	4.75	1725	0.89
	1.5+1.5+2.0	2.08	2.08	2.77	---	1.97	6.92	9.71	0.44	1.67	2.54	1.9	7.3	11.2	99	4.14	A	A	3.89	4.84	1742	0.92
	1.5+1.5+2.5	2.00	2.00	3.34	---	2.06	7.34	9.79	0.45	1.82	2.58	2.0	8.0	11.3	99	4.03	A	A	3.90	4.88	1751	0.95
	1.5+1.5+3.5	1.89	1.89	4.40	---	2.26	8.18	9.89	0.47	2.19	2.71	2.1	9.6	11.9	99	3.74	A	A	3.96	5.23	1849	0.98
	1.5+1.5+4.2	1.79	1.79	5.02	---	2.26	8.60	9.89	0.47	2.38	2.71	2.1	10.5	11.9	99	3.61	A	A	3.98	5.26	1851	1.00
	1.5+1.5+5.0	1.61	1.61	5.38	---	2.66	8.60	10.06	0.58	2.38	2.79	2.5	10.5	12.3	99	3.61	A	A	3.96	5.19	1834	0.99
	1.5+1.5+6.0	1.43	1.43	5.73	---	2.87	8.60	10.18	0.58	2.16	2.51	2.5	9.5	11.0	99	3.98	A	A+	4.09	5.59	1913	1.08
	1.5+2.0+2.0	2.00	2.67	2.67	---	1.97	7.34	9.87	0.44	1.84	2.62	1.9	8.1	11.5	99	3.99	A	A	3.90	4.93	1771	0.95
	1.5+2.0+2.5	1.94	2.59	3.23	---	2.06	7.76	9.96	0.45	2.00	2.65	2.0	8.8	11.6	99	3.88	A	A	3.93	4.97	1772	0.94
	1.5+2.0+3.5	1.84	2.46	4.30	---	2.26	8.60	10.05	0.47	2.38	2.80	2.1	10.5	12.3	99	3.61	A	A	3.98	5.31	1868	1.00
	1.5+2.0+4.2	1.68	2.23	4.69	---	2.26	8.60	10.06	0.47	2.38	2.79	2.1	10.5	12.3	99	3.61	A	A	3.98	5.34	1877	1.03
	1.5+2.0+5.0	1.52	2.02	5.06	---	2.66	8.60	10.46	0.58	2.38	2.87	2.5	10.5	12.6	99	3.61	A	A	3.99	5.27	1850	1.01
	1.5+2.0+6.0	1.36	1.81	5.43	---	2.87	8.60	10.47	0.58	2.16	2.59	2.5	9.5	11.4	99	3.98	A	A+	4.10	5.66	1934	1.10
	1.5+2.5+2.5	1.89	3.15	3.15	---	2.16	8.18	10.07	0.48	2.18	2.65	2.1	9.6	11.6	99	3.75	A	A	3.94	5.01	1780	0.97
	1.5+2.5+3.5	1.72	2.87	4.01	---	2.35	8.60	10.17	0.50	2.38	2.79	2.2	10.5	12.3	99	3.61	A	A	3.99	5.35	1880	1.04
	1.5+2.5+4.2	1.57	2.62	4.40	---	2.36	8.60	10.17	0.50	2.38	2.79	2.2	10.5	12.3	99	3.61	A	A+	4.02	5.38	1876	1.02
	1.5+2.5+5.0	1.43	2.39	4.78	---	2.75	8.60	10.58	0.60	2.38	2.87	2.6	10.5	12.6	99	3.61	A	A	3.98	5.31	1868	1.00
	1.5+2.5+6.0	1.29	2.15	5.16	---	2.96	8.60	10.36	0.61	2.16	2.59	2.7	9.5	11.4	99	3.98	A	A+	4.10	5.69	1945	1.08
	1.5+3.5+3.5	1.52	3.54	3.54	---	2.64	8.60	10.18	0.58	2.38	2.79	2.5	10.5	12.3	99	3.61	A	A+	4.09	5.66	1937	1.10
	1.5+3.5+4.2	1.40	3.27	3.93	---	2.64	8.60	10.18	0.58	2.37	2.78	2.5	10.4	12.2	99	3.63	A	A+	4.08	5.69	1951	1.09
	1.5+3.5+5.0	1.29	3.01	4.30	---	2.94	8.60	10.51	0.66	2.37	2.82	2.9	10.4	12.4	99	3.63	A	A+	4.09	5.62	1926	1.06
	1.5+3.5+6.0	1.17	2.74	4.69	---	2.87	8.60	10.37	0.58	2.15	2.58	2.5	9.4	11.3	99	4.00	A	A+	4.17	5.82	1954	1.11
	1.5+4.2+4.2	1.30	3.65	3.65	---	2.64	8.60	10.27	0.58	2.37	2.82	2.5	10.4	12.4	99	3.63	A	A+	4.10	5.71	1952	1.10
	1.5+4.2+5.0	1.21	3.38	4.02	---	2.94	8.60	10.57	0.66	2.37	2.90	2.9	10.4	12.7	99	3.63	A	A+	4.09	5.65	1935	1.09
	2.0+2.0+2.0	2.63	2.63	2.63	---	1.97	7.89	10.04	0.44	2.05	2.70	1.9	9.0	11.9	99	3.85	A	A	3.94	5.01	1780	0.97
	2.0+2.0+2.5	2.54	2.54	3.17	---	2.06	8.25	10.12	0.45	2.18	2.74	2.0	9.6	12.0	99	3.78	A	A	3.94	5.05	1794	0.96
	2.0+2.0+3.5	2.29	2.29	4.02	---	2.26	8.60	10.22	0.47	2.34	2.88	2.1	10.3	12.6	99	3.68	A	A+	4.02	5.39	1879	1.03
	2.0+2.0+4.2	2.10	2.10	4.40	---	2.26	8.60	10.22	0.47	2.34	2.88	2.1	10.3	12.6	99	3.68	A	A+	4.02	5.42	1888	1.05
	2.0+2.0+5.0	1.91	1.91	4.78	---	2.66	8.60	10.40	0.58	2.34	2.96	2.5	10.3	13.0	99	3.68	A	A	3.99	5.35	1880	1.04
	2.0+2.0+6.0	1.72	1.72	5.16	---	2.87	8.60	10.53	0.58	2.12	2.67	2.5	9.3	11.7	99	4.06	A	A+	4.09	5.73	1960	1.08
	2.0+2.5+2.5	2.46	3.07	3.07	---	2.16	8.60	10.13	0.46	2.35	2.84	2.0	10.3	12.5	99	3.66	A	A	3.94	5.09	1807	0.99
	2.0+2.5+3.5	2.15	2.69	3.76	---	2.35	8.60	10.22	0.49	2.34	2.88	2.2	10.3	12.6	99	3.68	A	A+	4.02	5.42	1888	1.05
	2.0+2.5+4.2	1.98	2.47	4.15	---	2.36	8.60	10.23	0.49	2.34	2.87	2.2	10.3	12.6	99	3.68	A	A+	4.02	5.45	1899	1.04
	2.0+2.5+5.0	1.81	2.26	4.53	---	2.75	8.60	10.63	0.60	2.32	2.99	2.6	10.2	13.1	99	3.71	A	A+	4.02	5.39	1879	1.03
	2.0+2.5+6.0	1.64	2.05	4.91	---	2.96	8.60	10.64	0.60	2.10	2.64	2.6	9.2	11.6	99	4.10	A	A+	4.13	5.76	1952	1.11
	2.0+3.5+3.5	1.92	3.34	3.34	---	2.64	8.60	10.35	0.55	2.31	2.93	2.4	10.1	12.9	99	3.72	A	A+	4.09	5.73	1963	1.08
	2.0+3.5+4.2	1.77	3.10	3.72	---	2.64	8.60	10.35	0.55	2.31	2.92	2.4	10.1	12.8	99	3.72	A	A+	4.12	5.76	1956	1.11
	2.0+3.5+5.0	1.64	2.87	4.09	---	2.94	8.60	10.68	0.62	2.29	3.06	2.7	10.1	13.4	99	3.76	A	A+	4.09	5.70	1951	1.09
	2.0+4.2+4.2	1.65	3.47	3.47	---	2.64	8.60	10.36	0.55	2.31	2.92	2.4	10.1	12.8	99	3.72	A	A+	4.12	5.78	1962	1.13
	2.5+2.5+2.5	2.86	2.86	2.86	---	2.26	8.58	10.24	0.48	2.35	2.87	2.1	10.3	12.6	99	3.65	A	A	3.97	5.13	1809	0.98
	2.5+2.5+3.5	2.53	2.53	3.54	---	2.45	8.60	10.45	0.51	2.34	2.96	2.2	10.3	13.0	99	3.68	A	A+	4.02	5.46	1902	1.05
	2.5+2.5+4.2	2.34	2.34	3.93	---	2.45	8.60	10.46	0.51	2.34	2.96	2.2	10.3	13.0	99	3.68	A	A+	4.02	5.49	1912	1.03
	2.5+2.5+5.0	2.15	2.15	4.30	---	2.85	8.60	10.64	0.62	2.29	3.02	2.7	10.1	13.3	99	3.76	A	A+	4.03	5.43	1889	1.06
	2.5+2.5+6.0	1.95	1.95	4.70	---	3.06	8.60	10.65	0.62	2.08	2.64	2.7	9.1	11.6	99	4.13	A	A+	4.12	5.79	1966	1.10
	2.5+3.5+3.5	2.26	3.17	3.17	---	2.73	8.60	10.58	0.56	2.31	2.96	2.5	10.1	13.0	99	3.72	A	A+	4.12	5.76	1956	1.11
	2.5+3.5+4.2	2.11	2.95	3.54	---	2.74	8.60	10.59	0.56	2.31	2.95	2.5	10.1	13.0	99	3.72	A	A+	4.12	5.79	1970	1.10
	2.5+3.5+5.0	1.95	2.74	3.91	---	3.13	8.60	10.65	0.64	2.29	2.98	2.8	10.1	13.1	99	3.76	A	A+	4.09	5.73	1963	1.08
	2.5+4.2+4.2	1.97	3.31	3.31	---	2.74	8.60	10.59	0.56	2.31	2.95	2.5	10.1	13.0	99	3.72	A	A+	4.13	5.79	1961	1.13
	3.5+3.5+3.5	2.86	2.86	2.86	---	2.92	8.58	10.63	0.61	2.29	3.03	2.7	10.1	13.3	99	3.75	A	A+	4.22	5.83	1933	1.12
	1.5+1.5+1.5+1.5	1.94	1.94	1.94	1.94	2.42	7.76	9.68	0.52	1.62	2.30	2.3	7.1	10.1	99	4.79	A	A+	4.10	5.64	1928	1.08
	1.5+1.5+1.5+2.0	1.89	1.89	1.89	2.52	2.42	8.18	9.86	0.52	1.78	2.38	2.3	7.8	10.5	99	4.60	A	A+	4.14	5.72	1935	1.11
	1.5+1.5+1.5+2.5	1.84	1.84	1.84	3.07	2.52	8.60	9.96	0.53	1.94	2.34	2.3	8.5	10.3	99	4.43	A	A+	4.14	5.75	1946	1.10
	1.5+1.5+1.5+3.5	1.61	1.61	1.61	3.76	2.72	8.60	10.06	0.57	1.94	2.40	2.5	8.5	10.5	99	4.43	A	A+	4.23	5.82	1927	1.11
	1.5+1.5+1.5+4.2	1.48	1.48	1.48	4.15	2.73	8.60	10.06	0.56	1.93	2.39	2.5	8.5	10.5	99	4.46	A	A+	4.26	5.83	1917	1.12
	1.5+1.5+1.5+5.0	1.36	1.36	1.36	4.53	3.04	8.60	10.12	0.63	1.89	2.31	2.8	8.3	10.1	99	4.55	A	A+	4.23	5.82	1929	1.11
	1.5+1.5+1.5+6.0	1.23	1.23	1.23	4.91	2.98	8.60	10.46	0.48	1.66	2.15	2.1	7.3	9.4	99	5.18	A	A+	4.37	5.84	1872	1.12

Notes:
1. Cooling capacity is based on 27°CDB/19°CWB (Indoor temperature). 35°CDB (Outdoor temperature).
   Heating capacity is based on 20°CDB (Indoor temperature). 7°CDB/6°CWB (Outdoor temperature).
2. The total ability of connected indoor unit is up to 11.0kW.
3. It is impossible to connect the indoor unit for one room only.
4. The above is the value for connecting with the following indoor units.
   1.5kW: wall mounted CTXS-K series; 2.0, 2.5, 3.5, 4.2, 5.0kW: wall mounted FTXS-K series
   6.0 kW class; wall mounted G series

Combination tables

Heating

Outdoor unit	Indoor unit	Heating capacity (kW)				Total capacity (kW)			Power input (kW)			Total current (A)			Power factor (%)	COP	Energy label	Seasonal data				
		A room	B room	C room	D room	Min.	Nom.	Max.	Min.	Nom.	Max.	Min.	Nom.	Max.				Label	SCOP	Pdesign	AEC	Back-up heater capacity at -10°C
4MXS68F	1.5+1.5+2.0+2.0	1.84	1.84	2.46	2.46	2.42	8.60	10.04	0.52	1.94	2.46	2.3	8.5	10.8	99	4.43	A	A+	4.15	5.78	1953	1.13
	1.5+1.5+2.0+2.5	1.72	1.72	2.29	2.87	2.52	8.60	10.13	0.53	1.94	2.42	2.3	8.5	10.6	99	4.43	A	A+	4.15	5.79	1953	1.13
	1.5+1.5+2.0+3.5	1.52	1.52	2.02	3.54	2.72	8.60	10.23	0.57	1.94	2.47	2.5	8.5	10.8	99	4.43	A	A+	4.27	5.83	1913	1.12
	1.5+1.5+2.0+4.2	1.40	1.40	1.87	3.93	2.73	8.60	10.24	0.56	1.93	2.47	2.5	8.5	10.8	99	4.46	A	A+	4.30	5.83	1900	1.11
	1.5+1.5+2.0+5.0	1.29	1.29	1.72	4.30	3.04	8.60	10.30	0.63	1.89	2.39	2.8	8.3	10.5	99	4.55	A	A+	4.26	5.83	1917	1.12
	1.5+1.5+2.0+6.0	1.17	1.17	1.56	4.69	2.98	8.60	10.64	0.48	1.66	2.22	2.1	7.3	9.7	99	5.18	A	A+	4.42	5.84	1852	1.12
	1.5+1.5+2.5+2.5	1.61	1.61	2.69	2.69	2.62	8.60	10.14	0.55	1.94	2.42	2.4	8.5	10.6	99	4.43	A	A+	4.18	5.80	1943	1.10
	1.5+1.5+2.5+3.5	1.43	1.43	2.39	3.34	2.92	8.60	10.24	0.63	1.94	2.47	2.8	8.5	10.8	99	4.43	A	A+	4.30	5.83	1898	1.11
	1.5+1.5+2.5+4.2	1.33	1.33	2.22	3.72	2.92	8.60	10.24	0.62	1.93	2.47	2.7	8.5	10.8	99	4.46	A	A+	4.31	5.84	1897	1.12
	1.5+1.5+2.5+5.0	1.23	1.23	2.05	4.10	3.04	8.60	10.48	0.63	1.89	2.46	2.8	8.3	10.8	99	4.55	A	A+	4.27	5.83	1913	1.12
	1.5+1.5+3.5+3.5	1.29	1.29	3.01	3.01	3.12	8.60	10.34	0.68	1.93	2.50	3.0	8.5	11.0	99	4.46	A	A+	4.41	5.84	1855	1.12
	1.5+1.5+3.5+4.2	1.21	1.21	2.81	3.38	2.93	8.60	10.43	0.62	1.89	2.54	2.7	8.3	11.2	99	4.55	A	A+	4.41	5.84	1854	1.12
	1.5+2.0+2.0+2.0	1.72	2.29	2.29	2.29	2.42	8.60	10.22	0.52	1.94	2.54	2.3	8.5	11.2	99	4.43	A	A+	4.18	5.80	1943	1.10
	1.5+2.0+2.0+2.5	1.61	2.15	2.15	2.69	2.52	8.60	10.31	0.53	1.94	2.49	2.3	8.5	10.9	99	4.43	A	A+	4.19	5.81	1944	1.11
	1.5+2.0+2.0+3.5	1.43	1.91	1.91	3.34	2.72	8.60	10.41	0.57	1.94	2.55	2.5	8.5	11.2	99	4.43	A	A+	4.32	5.84	1895	1.12
	1.5+2.0+2.0+4.2	1.33	1.77	1.77	3.72	2.73	8.60	10.42	0.56	1.93	2.55	2.5	8.5	11.2	99	4.46	A	A+	4.32	5.84	1895	1.12
	1.5+2.0+2.0+5.0	1.23	1.64	1.64	4.10	3.04	8.60	10.48	0.63	1.89	2.46	2.8	8.3	10.8	99	4.55	A	A+	4.30	5.83	1898	1.11
	1.5+2.0+2.5+2.5	1.52	2.02	2.53	2.53	2.62	8.60	10.31	0.55	1.94	2.49	2.4	8.5	10.9	99	4.43	A	A+	4.19	5.81	1942	1.11
	1.5+2.0+2.5+3.5	1.36	1.81	2.26	3.17	2.92	8.60	10.41	0.63	1.94	2.55	2.8	8.5	11.2	99	4.43	A	A+	4.32	5.84	1895	1.12
	1.5+2.0+2.5+4.2	1.26	1.69	2.11	3.54	2.92	8.60	10.42	0.62	1.93	2.55	2.7	8.5	11.2	99	4.46	A	A+	4.33	5.84	1890	1.12
	1.5+2.0+2.5+5.0	1.17	1.56	1.95	3.91	3.04	8.60	10.66	0.63	1.89	2.54	2.8	8.3	11.2	99	4.55	A	A+	4.32	5.84	1895	1.12
	1.5+2.0+3.5+3.5	1.23	1.64	2.87	2.87	3.12	8.60	10.51	0.68	1.93	2.58	3.0	8.5	11.3	99	4.46	A	A+	4.42	5.84	1852	1.12
	1.5+2.5+2.5+2.5	1.43	2.39	2.39	2.39	2.72	8.60	10.32	0.58	1.94	2.49	2.5	8.5	10.9	99	4.43	A	A+	4.19	5.81	1940	1.10
	1.5+2.5+2.5+3.5	1.29	2.15	2.15	3.01	3.02	8.60	10.50	0.66	1.93	2.59	2.9	8.5	11.4	99	4.46	A	A+	4.36	5.84	1877	1.12
	1.5+2.5+2.5+4.2	1.21	2.01	2.01	3.38	2.92	8.60	10.59	0.62	1.93	2.62	2.7	8.5	11.5	99	4.46	A	A+	4.36	5.84	1875	1.12
	1.5+2.5+3.5+3.5	1.17	1.95	2.74	2.74	3.12	8.60	10.60	0.68	1.90	2.62	3.0	8.3	11.5	99	4.53	A	A+	4.48	5.84	1826	1.12
	2.0+2.0+2.0+2.0	2.15	2.15	2.15	2.15	2.42	8.60	10.39	0.52	1.91	2.61	2.3	8.4	11.5	99	4.50	A	A+	4.19	5.81	1942	1.11
	2.0+2.0+2.0+2.5	2.02	2.02	2.02	2.54	2.52	8.60	10.48	0.53	1.91	2.57	2.3	8.4	11.3	99	4.50	A	A+	4.20	5.82	1940	1.11
	2.0+2.0+2.0+3.5	1.81	1.81	1.81	3.17	2.72	8.60	10.58	0.57	1.90	2.63	2.5	8.3	11.6	99	4.53	A	A+	4.36	5.84	1877	1.12
	2.0+2.0+2.0+4.2	1.69	1.69	1.69	3.54	2.73	8.60	10.59	0.56	1.90	2.63	2.5	8.3	11.6	99	4.53	A	A+	4.36	5.84	1875	1.12
	2.0+2.0+2.0+5.0	1.56	1.56	1.56	3.92	3.04	8.60	10.65	0.63	1.86	2.54	2.8	8.2	11.2	99	4.62	A	A+	4.33	5.84	1890	1.12
	2.0+2.0+2.5+2.5	1.91	1.91	2.39	2.39	2.62	8.60	10.49	0.55	1.91	2.57	2.4	8.4	11.3	99	4.50	A	A+	4.23	5.82	1925	1.11
	2.0+2.0+2.5+3.5	1.72	1.72	2.15	3.01	2.92	8.60	10.59	0.60	1.90	2.63	2.6	8.3	11.6	99	4.53	A	A+	4.36	5.84	1875	1.12
	2.0+2.0+2.5+4.2	1.61	1.61	2.01	3.38	2.92	8.60	10.59	0.60	1.90	2.63	2.6	8.3	11.6	99	4.53	A	A+	4.37	5.84	1873	1.12
	2.0+2.0+3.5+3.5	1.56	1.56	2.74	2.74	3.12	8.60	10.69	0.65	1.90	2.66	2.9	8.3	11.7	99	4.53	A	A+	4.48	5.84	1824	1.13
	2.0+2.5+2.5+2.5	1.82	2.26	2.26	2.26	2.72	8.60	10.49	0.57	1.91	2.57	2.5	8.4	11.3	99	4.50	A	A+	4.24	5.82	1923	1.11
	2.0+2.5+2.5+3.5	1.64	2.05	2.05	2.86	3.02	8.60	10.68	0.63	1.90	2.67	2.8	8.3	11.7	99	4.53	A	A+	4.37	5.84	1873	1.12
	2.5+2.5+2.5+2.5	2.15	2.15	2.15	2.15	2.82	8.60	10.67	0.57	1.91	2.59	2.5	8.4	11.4	99	4.50	A	A+	4.26	5.83	1915	1.12
	2.5+2.5+2.5+3.5	1.95	1.95	1.95	2.75	3.12	8.60	10.68	0.64	1.88	2.58	2.8	8.3	11.3	99	4.57	A	A+	4.37	5.84	1871	1.12

Notes:
1. Cooling capacity is based on 27°CDB/19°CWB (Indoor temperature). 35°CDB (Outdoor temperature).
   Heating capacity is based on 20°CDB (Indoor temperature). 7°CDB/6°CWB (Outdoor temperature).
2. The total ability of connected indoor unit is up to 11.0kW.
3. It is impossible to connect the indoor unit for one room only.
4. The above is the value for connecting with the following indoor units.
   1.5kW: wall mounted CTXS-K series; 2.0, 2.5, 3.5, 4.2, 5.0kW: wall mounted FTXS-K series
   6.0 kW class; wall mounted G series

Combination tables

Cooling

Outdoor unit	Indoor unit	Cooling capacity (kW)				Total capacity (kW)			Power input (kW)			Total current (A)			Power factor (%)	EER	Energy label	AEC (kWh)	Seasonal data			
		A room	B room	C room	D room	Min.	Nom.	Max.	Min.	Nom.	Max.	Min.	Nom.	Max.					Label	SEER	Pdesign	AEC
4MXS80E	1.5+1.5	1.50	1.50	---	---	1.89	3.00	4.03	0.46	0.83	1.09	2.0	3.7	4.8	98	3.61	A	415	A	5.15	3.00	204
	1.5+2.0	1.50	2.00	---	---	1.91	3.50	4.51	0.50	1.00	1.28	2.2	4.4	5.7	98	3.50	A	500	A	5.38	3.50	228
	1.5+2.5	1.50	2.50	---	---	1.97	4.00	4.97	0.46	1.14	1.38	2.0	5.1	6.1	98	3.51	A	570	A	5.54	4.00	253
	1.5+3.5	1.50	3.50	---	---	2.07	5.00	5.83	0.46	1.52	1.82	2.0	6.7	8.1	98	3.29	A	760	A	5.56	5.00	315
	1.5+4.2	1.50	4.20	---	---	2.14	5.70	6.38	0.50	1.88	2.10	2.2	8.3	9.3	98	3.03	B	940	A+	5.61	5.70	356
	1.5+5.0	1.50	5.00	---	---	2.22	6.50	6.95	0.51	2.22	2.51	2.3	9.8	11.1	98	2.93	C	1110	A+	5.62	6.50	406
	1.5+6.0	1.44	5.75	---	---	2.34	7.19	7.59	0.55	2.42	2.67	2.4	10.7	11.8	98	2.97	C	1210	A+	5.98	7.19	421
	1.5+7.1	1.30	6.15	---	---	2.49	7.45	8.19	0.59	2.61	3.08	2.6	11.6	13.7	98	2.85	C	1305	A+	5.97	7.45	437
	2.0+2.0	2.00	2.00	---	---	1.97	4.00	5.30	0.50	1.23	1.67	2.2	5.5	7.4	98	3.25	A	615	A	5.57	4.00	252
	2.0+2.5	2.00	2.50	---	---	2.02	4.50	5.73	0.50	1.38	1.77	2.2	6.1	7.9	98	3.26	A	690	A+	5.66	4.50	279
	2.0+3.5	2.00	3.50	---	---	2.12	5.50	6.31	0.50	1.77	2.44	2.2	7.9	10.8	98	3.11	B	885	A+	5.64	5.50	342
	2.0+4.2	2.00	4.20	---	---	2.19	6.20	6.77	0.50	2.21	2.56	2.2	9.8	11.4	98	2.81	C	1105	A+	5.73	6.20	379
	2.0+5.0	2.00	5.00	---	---	2.27	7.00	7.30	0.51	2.51	2.76	2.3	11.1	12.2	98	2.79	D	1255	A	5.59	7.00	439
	2.0+6.0	1.83	5.48	---	---	2.41	7.31	7.90	0.55	2.48	2.87	2.4	11.0	12.7	98	2.95	C	1240	A+	6.03	7.31	424
	2.0+7.1	1.66	5.90	---	---	2.56	7.56	8.45	0.59	2.67	3.29	2.6	11.8	14.6	98	2.83	C	1335	A+	6.01	7.56	441
	2.5+2.5	2.50	2.50	---	---	2.07	5.00	6.12	0.46	1.47	2.44	2.0	6.5	10.8	98	3.40	A	735	A+	5.70	5.00	307
	2.5+3.5	2.50	3.50	---	---	2.17	6.00	6.60	0.50	1.99	2.38	2.2	8.8	10.6	98	3.02	B	995	A+	5.70	6.00	369
	2.5+4.2	2.50	4.20	---	---	2.24	6.70	7.11	0.50	2.44	2.63	2.2	10.8	11.7	98	2.75	D	1220	A+	5.69	6.70	412
	2.5+5.0	2.40	4.79	---	---	2.34	7.19	7.59	0.54	2.64	2.96	2.4	11.7	13.1	98	2.72	D	1320	A	5.57	7.19	452
	2.5+6.0	2.18	5.24	---	---	2.48	7.42	8.16	0.59	2.60	3.07	2.6	11.5	13.6	98	2.85	C	1300	A+	6.00	7.42	433
	2.5+7.1	2.00	5.68	---	---	2.63	7.68	8.66	0.59	2.74	3.43	2.6	12.2	15.2	98	2.80	C	1370	A+	5.99	7.68	449
	3.5+3.5	3.50	3.50	---	---	2.27	7.00	7.30	0.50	2.63	2.88	2.2	11.7	12.8	98	2.66	D	1315	A	5.55	7.00	442
	3.5+4.2	3.29	3.95	---	---	2.37	7.24	7.73	0.54	2.82	3.08	2.4	12.5	13.7	98	2.57	E	1410	A	5.53	7.24	458
	3.5+5.0	3.06	4.36	---	---	2.48	7.42	8.16	0.58	2.83	3.37	2.6	12.6	15.0	98	2.62	D	1415	A	5.50	7.42	473
	3.5+6.0	2.82	4.83	---	---	2.61	7.65	8.62	0.59	2.74	4.11	2.6	12.2	18.2	98	2.79	D	1370	A+	5.91	7.65	454
	3.5+7.1	2.61	5.30	---	---	2.77	7.91	8.31	0.63	2.87	3.15	2.8	12.7	14.0	98	2.76	D	1435	A+	5.93	7.91	467
	4.2+4.2	3.70	3.70	---	---	2.46	7.40	8.11	0.58	2.88	3.42	2.6	12.8	15.2	98	2.57	E	1440	A	5.54	7.40	468
	4.2+5.0	3.46	4.12	---	---	2.57	7.58	8.48	0.58	2.96	3.59	2.6	13.1	15.9	98	2.56	E	1480	A	5.49	7.58	484
	4.2+6.0	3.22	4.60	---	---	2.71	7.82	8.89	0.63	2.80	3.66	2.8	12.4	16.2	98	2.79	D	1400	A+	5.92	7.82	463
	4.2+7.1	2.97	5.03	---	---	2.86	8.00	9.16	0.67	2.94	3.82	3.0	13.0	16.9	98	2.72	D	1470	A+	5.93	8.00	472
	5.0+5.0	3.88	3.88	---	---	2.68	7.76	8.66	0.62	2.98	3.62	2.8	13.2	16.1	98	2.60	D	1490	A	5.41	7.76	503
	5.0+6.0	3.64	4.36	---	---	2.82	8.00	9.14	0.67	2.88	3.69	3.0	12.8	16.4	98	2.78	D	1440	A+	5.89	8.00	476
	5.0+7.1	3.31	4.69	---	---	2.97	8.00	9.35	0.67	2.82	3.85	3.0	12.5	17.1	98	2.84	C	1410	A+	5.92	8.00	474
	6.0+6.0	4.00	4.00	---	---	2.96	8.00	9.39	0.67	2.65	3.60	3.0	11.8	16.0	98	3.02	B	1325	A++	6.29	8.00	446
	6.0+7.1	3.66	4.34	---	---	3.11	8.00	9.55	0.71	2.58	3.76	3.1	11.4	16.7	98	3.10	B	1290	A++	6.30	8.00	445
	7.1+7.1	4.00	4.00	---	---	3.26	8.00	9.60	0.75	2.51	3.77	3.3	11.1	16.7	98	3.19	B	1255	A++	6.33	8.00	443
	1.5+1.5+1.5	1.50	1.50	1.50	---	2.02	4.50	5.41	0.48	1.14	1.47	2.1	5.1	6.5	98	3.95	A	570	A+	5.77	4.50	274
	1.5+1.5+2.0	1.50	1.50	2.00	---	2.07	5.00	5.83	0.52	1.28	1.67	2.3	5.7	7.4	98	3.91	A	640	A+	5.90	5.00	297
	1.5+1.5+2.5	1.50	1.50	2.50	---	2.12	5.50	6.23	0.52	1.52	1.89	2.3	6.7	8.4	98	3.62	A	760	A+	5.95	5.50	324
	1.5+1.5+3.5	1.50	1.50	3.50	---	2.22	6.50	6.95	0.52	2.00	2.29	2.3	8.9	10.2	98	3.25	A	1000	A+	5.99	6.50	380
	1.5+1.5+4.2	1.48	1.48	4.15	---	2.30	7.12	7.41	0.52	2.35	2.54	2.3	10.4	11.3	98	3.03	B	1175	A+	5.95	7.12	419
	1.5+1.5+5.0	1.37	1.37	4.57	---	2.41	7.31	7.88	0.56	2.43	2.75	2.5	10.8	12.2	98	3.01	B	1215	A+	5.91	7.31	434
	1.5+1.5+6.0	1.26	1.26	5.03	---	2.55	7.54	8.38	0.60	2.32	2.85	2.7	10.3	12.6	98	3.25	A	1160	A++	6.23	7.54	424
	1.5+1.5+7.1	1.16	1.16	5.48	---	2.70	7.79	8.84	0.64	2.45	3.14	2.8	10.9	13.9	98	3.18	B	1225	A++	6.25	7.79	437
	1.5+2.0+2.0	1.50	2.00	2.00	---	2.12	5.50	6.23	0.52	1.52	1.89	2.3	6.7	8.4	98	3.62	A	760	A+	5.99	5.50	322
	1.5+2.0+2.5	1.50	2.00	2.50	---	2.17	6.00	6.60	0.52	1.73	2.06	2.3	7.7	9.1	98	3.47	A	865	A+	6.05	6.00	348
	1.5+2.0+3.5	1.50	2.00	3.50	---	2.27	7.00	7.28	0.52	2.29	2.48	2.3	10.2	11.0	98	3.06	B	1145	A+	6.01	7.00	408
	1.5+2.0+4.2	1.41	1.88	3.95	---	2.37	7.24	7.71	0.55	2.42	2.74	2.4	10.7	12.2	98	2.99	C	1210	A+	5.99	7.24	424
	1.5+2.0+5.0	1.31	1.75	4.36	---	2.48	7.42	8.14	0.59	2.49	2.95	2.6	11.0	13.1	98	2.98	C	1245	A+	5.96	7.42	436
	1.5+2.0+6.0	1.21	1.61	4.83	---	2.61	7.65	8.60	0.60	2.38	3.00	2.7	10.6	13.3	98	3.21	A	1190	A++	6.30	7.65	425
	1.5+2.0+7.1	1.12	1.49	5.30	---	2.77	7.91	9.01	0.64	2.51	3.29	2.8	11.1	14.6	98	3.15	B	1255	A++	6.28	7.91	442
	1.5+2.5+2.5	1.50	2.50	2.50	---	2.22	6.50	6.95	0.52	2.00	2.29	2.3	8.9	10.2	98	3.25	A	1000	A++	6.12	6.50	373
	1.5+2.5+3.5	1.44	2.40	3.36	---	2.34	7.19	7.59	0.55	2.42	2.67	2.4	10.7	11.8	98	2.97	C	1210	A+	5.97	7.19	422
	1.5+2.5+4.2	1.34	2.24	3.76	---	2.44	7.35	7.99	0.55	2.54	2.94	2.4	11.3	13.0	98	2.89	C	1270	A+	5.97	7.35	431
	1.5+2.5+5.0	1.26	2.09	4.19	---	2.55	7.54	8.38	0.59	2.55	3.10	2.6	11.3	13.8	98	2.96	C	1275	A+	5.96	7.54	443
	1.5+2.5+6.0	1.17	1.94	4.66	---	2.68	7.77	8.80	0.60	2.45	3.14	2.7	10.9	13.9	98	3.17	B	1225	A++	6.26	7.77	435
	1.5+2.5+7.1	1.08	1.80	5.12	---	2.83	8.00	9.16	0.64	2.58	3.37	2.8	11.4	15.0	98	3.10	B	1290	A++	6.26	8.00	448
	1.5+3.5+3.5	1.31	3.06	3.06	---	2.48	7.42	8.14	0.59	2.54	3.08	2.6	11.3	13.7	98	2.92	C	1270	A+	5.90	7.42	441
	1.5+3.5+4.2	1.24	2.88	3.46	---	2.57	7.58	8.47	0.59	2.67	3.29	2.6	11.8	14.6	98	2.84	C	1335	A+	5.94	7.58	447
	1.5+3.5+5.0	1.17	2.72	3.89	---	2.68	7.77	8.80	0.63	2.68	3.46	2.8	11.9	15.4	98	2.90	C	1340	A+	5.88	7.77	463
	1.5+3.5+6.0	1.09	2.55	4.36	---	2.82	8.00	9.13	0.64	2.58	3.37	2.8	11.4	15.0	98	3.10	B	1290	A++	6.17	8.00	454
	1.5+3.5+7.1	0.99	2.31	4.69	---	2.97	8.00	9.39	0.67	2.51	3.61	3.0	11.1	16.0	98	3.19	B	1255	A++	6.19	8.00	453
	1.5+4.2+4.2	1.17	3.29	3.29	---	2.67	7.75	8.76	0.63	2.67	3.51	2.8	11.8	15.6	98	2.90	C	1335	A+	5.93	7.75	458
	1.5+4.2+5.0	1.11	3.11	3.71	---	2.78	7.93	9.04	0.63	2.68	3.61	2.8	11.9	16.0	98	2.96	C	1340	A+	5.87	7.93	474
	1.5+4.2+6.0	1.03	2.87	4.10	---	2.92	8.00	9.30	0.67	2.51	3.53	3.0	11.1	15.7	98	3.19	B	1255	A++	6.18	8.00	453
	1.5+4.2+7.1	0.94	2.63	4.44	---	3.07	8.00	9.50	0.71	2.52	3.69	3.1	11.2	16.4	98	3.17	B	1260	A++	6.19	8.00	453
	1.5+5.0+5.0	1.04	3.48	3.48	---	2.89	8.00	9.26	0.67	2.76	3.72	3.0	12.2	16.5	98	2.90	C	1380	A+	5.86	8.00	478
	1.5+5.0+6.0	0.96	3.20	3.84	---	3.03	8.00	9.45	0.68	2.46	3.55	3.0	10.9	15.7	98	3.25	A	1230	A++	6.17	8.00	454
	1.5+5.0+7.1	0.88	2.94	4.18	---	3.18	8.00	9.57	0.71	2.39	3.63	3.1	10.6	16.1	98	3.35	A	1195	A++	6.19	8.00	453
	1.5+6.0+6.0	0.89	3.56	3.56	---	3.16	8.00	9.56	0.72	2.28	3.29	3.2	10.1	14.6	98	3.51	A	1140	A++	6.33	8.00	443
	2.0+2.0+2.0	2.00	2.00	2.00	---	2.17	6.00	6.63	0.52	1.73	2.12	2.3	7.7	9.4	98	3.47	A	865	A+	6.07	6.00	346
	2.0+2.0+2.5	2.00	2.00	2.50	---	2.22	6.50	6.95	0.52	2.00	2.29	2.3	8.9	10.2	98	3.25	A	1000	A++	6.20	6.50	367
	2.0+2.0+3.5	1.92	1.92	3.36	---	2.34	7.19	7.61	0.55	2.42	2.67	2.4	10.7	11.8	98	2.97	C	1210	A+	6.05	7.19	417
	2.0+2.0+4.2	1.79	1.79	3.76	---	2.44	7.35	8.01	0.55	2.54	2.87	2.4	11.3	12.7	98	2.89	C	1270	A+	6.06	7.35	425
	2.0+2.0+5.0	1.68	1.68	4.19	---	2.55	7.54	8.40	0.59	2.55	3.17	2.6	11.3	14.1	98	2.96	C	1275	A+	6.04	7.54	438
	2.0+2.0+6.0	1.55	1.55	4.66	---	2.68	7.77	8.82	0.60	2.45	3.14	2.7	10.9	13.9	98	3.17	B	1225	A++	6.28	7.77	433
	2.0+2.0+7.1	1.44	1.44	5.12	---	2.83	8.00	9.18	0.64	2.58	3.45	2.8	11.4	15.3	98	3.10	B	1290	A++	6.29	8.00	446
	2.0+2.5+2.5	2.00	2.50	2.50	---	2.27	7.00	7.30	0.52	2.29	2.48	2.3	10.2	11.0	98	3.06	B	1145	A++	6.16	7.00	398
	2.0+2.5+3.5	1.83	2.28	3.20	---	2.41	7.31	7.90	0.55	2.48	2.87	2.4	11.0	12.7	98	2.95	C	1240	A+	6.05	7.31	423
	2.0+2.5+4.2	1.72	2.15	3.61	---	2.50	7.47	8.26	0.59	2.61	3.01	2.6	11.6	13.4	98	2.86	C	1305	A+	6.04	7.47	434
	2.0+2.5+5.0	1.61	2.01	4.03	---	2.61	7.65	8.62	0.59	2.62	3.31	2.6	11.6	14.7	98	2.92	C	1310	A+	6.02	7.65	445
	2.0+2.5+6.0	1.50	1.88	4.50	---	2.75	7.88	8.99	0.64	2.51	3.29	2.8	11.1	14.6	98	3.14	B	1255	A++	6.29	7.88	439
	2.0+2.5+7.1	1.38	1.72	4.90	---	2.90	8.00	9.30	0.67	2.58	3.53	3.0	11.4	15.7	98	3.10	B	1290	A++	6.29	8.00	446

Notes:
1. Cooling capacity is based on 27°CDB/19°CWB (Indoor temperature). 35°CDB (Outdoor temperature).
   Heating capacity is based on 20°CDB (Indoor temperature). 7°CDB/6°CWB (Outdoor temperature).
2. The total ability of connected indoor unit is up to 14.5kW.
3. It is impossible to connect the indoor unit for one room only.
4. The above is the value for connecting with the following indoor units.
   1.5kW: wall mounted CTXS-K series; 2.0, 2.5, 3.5, 4.2, 5.0kW: wall mounted FTXS-K series
   6.0, 7.1 kW class; wall mounted G series

Combination tables

Cooling

Outdoor unit	Indoor unit	Cooling capacity (kW)				Total capacity (kW)			Power input (kW)			Total current (A)			Power factor (%)	EER	Energy label	AEC (kWh)	Seasonal data			
		A room	B room	C room	D room	Min.	Nom.	Max.	Min.	Nom.	Max.	Min.	Nom.	Max.					Label	SEER	Pdesign	AEC
4MXS80E	2.0+3.5+3.5	1.68	2.93	2.93	---	2.55	7.54	8.40	0.59	2.67	3.22	2.6	11.8	14.3	98	2.82	C	1335	A+	5.99	7.54	441
	2.0+3.5+4.2	1.59	2.78	3.33	---	2.64	7.70	8.70	0.63	2.74	3.37	2.8	12.2	15.0	98	2.81	C	1370	A+	5.97	7.70	452
	2.0+3.5+5.0	1.50	2.63	3.75	---	2.75	7.88	8.99	0.63	2.75	3.61	2.8	12.2	16.0	98	2.87	C	1375	A+	5.92	7.88	467
	2.0+3.5+6.0	1.39	2.43	4.17	---	2.89	8.00	9.28	0.67	2.58	3.52	3.0	11.4	15.6	98	3.10	B	1290	A++	6.20	8.00	452
	2.0+3.5+7.1	1.27	2.22	4.51	---	3.04	8.00	9.10	0.67	2.51	3.30	3.0	11.1	14.6	98	3.19	B	1255	A++	6.21	8.00	451
	2.0+4.2+4.2	1.51	3.17	3.17	---	2.74	7.86	8.99	0.63	2.74	3.66	2.8	12.2	16.2	98	2.87	C	1370	A+	5.95	7.86	463
	2.0+4.2+5.0	1.43	3.00	3.57	---	2.85	8.00	9.23	0.67	2.75	3.77	3.0	12.2	16.7	98	2.91	C	1375	A+	5.92	8.00	473
	2.0+4.2+6.0	1.31	2.75	3.93	---	2.98	8.00	9.45	0.67	2.51	3.60	3.0	11.1	16.0	98	3.19	B	1255	A++	6.21	8.00	451
	2.0+4.2+7.1	1.20	2.53	4.27	---	3.14	8.00	9.60	0.71	2.52	3.69	3.1	11.2	16.4	98	3.17	B	1260	A++	6.25	8.00	449
	2.0+5.0+5.0	1.33	3.33	3.33	---	2.96	8.00	9.39	0.67	2.76	3.80	3.0	12.2	16.9	98	2.90	C	1380	A+	5.90	8.00	475
	2.0+5.0+6.0	1.23	3.08	3.69	---	3.09	8.00	9.54	0.71	2.46	3.63	3.1	10.9	16.1	98	3.25	A	1230	A++	6.21	8.00	451
	2.0+5.0+7.1	1.13	2.84	4.03	---	3.25	8.00	9.60	0.71	2.39	3.63	3.1	10.6	16.1	98	3.35	A	1195	A++	6.24	8.00	449
	2.0+6.0+6.0	1.14	3.43	3.43	---	3.23	8.00	9.60	0.72	2.28	3.37	3.2	10.1	15.0	98	3.51	A	1140	A++	6.36	8.00	441
	2.5+2.5+2.5	2.40	2.40	2.40	---	2.34	7.20	7.61	0.55	2.42	2.67	2.4	10.7	11.8	98	2.98	C	1210	A++	6.12	7.20	412
	2.5+2.5+3.5	2.18	2.18	3.06	---	2.48	7.42	8.16	0.59	2.54	3.08	2.6	11.3	13.7	98	2.92	C	1270	A+	6.04	7.42	431
	2.5+2.5+4.2	2.06	2.06	3.46	---	2.57	7.58	8.49	0.59	2.67	3.29	2.6	11.8	14.6	98	2.84	C	1335	A+	6.03	7.58	441
	2.5+2.5+5.0	1.94	1.94	3.89	---	2.68	7.77	8.82	0.63	2.68	3.46	2.8	11.9	15.4	98	2.90	C	1340	A+	6.01	7.77	453
	2.5+2.5+6.0	1.82	1.82	4.36	---	2.82	8.00	9.15	0.64	2.58	3.45	2.8	11.4	15.3	98	3.10	B	1290	A++	6.26	8.00	448
	2.5+2.5+7.1	1.65	1.65	4.69	---	2.97	8.00	9.41	0.67	2.51	3.61	3.0	11.1	16.0	98	3.19	B	1255	A++	6.29	8.00	446
	2.5+3.5+3.5	2.01	2.82	2.82	---	2.61	7.65	8.34	0.59	2.74	3.01	2.6	12.2	13.4	98	2.79	D	1370	A+	5.98	7.65	448
	2.5+3.5+4.2	1.92	2.68	3.22	---	2.71	7.82	8.89	0.63	2.80	3.44	2.8	12.4	15.3	98	2.79	D	1400	A+	5.96	7.82	460
	2.5+3.5+5.0	1.82	2.55	3.64	---	2.82	8.00	9.15	0.67	2.82	3.69	3.0	12.5	16.4	98	2.84	C	1410	A+	5.90	8.00	475
	2.5+3.5+6.0	1.67	2.33	4.00	---	2.96	8.00	9.39	0.67	2.58	3.60	3.0	11.4	16.0	98	3.10	B	1290	A++	6.21	8.00	451
	2.5+3.5+7.1	1.53	2.14	4.34	---	3.11	8.00	9.10	0.71	2.51	3.30	3.1	11.1	14.6	98	3.19	B	1255	A++	6.25	8.00	449
	2.5+4.2+4.2	1.83	3.07	3.07	---	2.81	7.98	9.02	0.67	2.87	3.67	3.0	12.7	16.3	98	2.78	D	1435	A+	5.93	7.98	471
	2.5+4.2+5.0	1.71	2.87	3.42	---	2.92	8.00	9.35	0.67	2.82	3.85	3.0	12.5	17.1	98	2.84	C	1410	A+	5.93	8.00	473
	2.5+4.2+6.0	1.57	2.65	3.78	---	3.05	8.00	9.53	0.67	2.58	3.68	3.0	11.4	16.3	98	3.10	B	1290	A++	6.21	8.00	451
	2.5+4.2+7.1	1.45	2.43	4.12	---	3.20	8.00	9.63	0.71	2.52	3.77	3.1	11.2	16.7	98	3.17	B	1260	A++	6.25	8.00	449
	2.5+5.0+5.0	1.60	3.20	3.20	---	3.03	8.00	9.47	0.71	2.76	3.88	3.1	12.2	17.2	98	2.90	C	1380	A+	5.90	8.00	475
	2.5+5.0+6.0	1.48	2.96	3.56	---	3.16	8.00	9.58	0.71	2.46	3.63	3.1	10.9	16.1	98	3.25	A	1230	A++	6.21	8.00	451
	2.5+6.0+6.0	1.38	3.31	3.31	---	3.30	8.00	9.60	0.72	2.22	3.37	3.2	9.8	15.0	98	3.60	A	1110	A++	6.36	8.00	441
	3.5+3.5+3.5	2.63	2.63	2.63	---	2.75	7.89	8.67	0.63	2.87	3.15	2.8	12.7	14.0	98	2.75	D	1435	A+	5.86	7.89	472
	3.5+3.5+4.2	2.50	2.50	3.00	---	2.85	8.01	9.29	0.67	2.94	3.66	3.0	13.0	16.2	98	2.72	D	1470	A+	5.87	8.00	478
	3.5+3.5+5.0	2.33	2.33	3.33	---	2.96	8.00	9.35	0.67	2.82	3.85	3.0	12.5	17.1	98	2.84	C	1410	A+	5.86	8.00	478
	3.5+3.5+6.0	2.15	2.15	3.69	---	3.09	8.00	9.11	0.71	2.58	3.37	3.1	11.4	15.0	98	3.10	B	1290	A++	6.14	8.00	456
	3.5+3.5+7.1	1.99	1.99	4.03	---	3.25	8.00	9.60	0.75	2.52	3.77	3.3	11.2	16.7	98	3.17	B	1260	A++	6.18	8.00	454
	3.5+4.2+4.2	2.35	2.82	2.82	---	2.94	8.00	9.18	0.67	2.87	3.82	3.0	12.7	16.9	98	2.79	D	1435	A+	5.88	8.00	477
	3.5+4.2+5.0	2.20	2.65	3.15	---	3.05	8.00	9.36	0.71	2.75	3.85	3.1	12.2	17.1	98	2.91	C	1375	A+	5.88	8.00	477
	3.5+4.2+6.0	2.04	2.45	3.50	---	3.19	8.00	9.59	0.71	2.51	3.77	3.1	11.1	16.7	98	3.19	B	1255	A++	6.17	8.00	455
	3.5+5.0+5.0	2.07	2.96	2.96	---	3.16	8.00	9.55	0.71	2.76	3.88	3.1	12.2	17.2	98	2.90	C	1380	A+	5.86	8.00	478
	3.5+5.0+6.0	1.93	2.76	3.31	---	3.30	8.00	9.60	0.75	2.46	3.63	3.3	10.9	16.1	98	3.25	A	1230	A++	6.14	8.00	456
	4.2+4.2+4.2	2.67	2.67	2.67	---	3.04	8.00	9.19	0.71	2.87	3.82	3.1	12.7	16.9	98	2.79	D	1435	A+	5.88	8.00	476
	4.2+4.2+5.0	2.51	2.51	2.99	---	3.15	8.00	9.37	0.71	2.75	3.85	3.1	12.2	17.1	98	2.91	C	1375	A+	5.88	8.00	477
	4.2+4.2+6.0	2.33	2.33	3.33	---	3.29	8.00	9.60	0.75	2.51	3.77	3.3	11.1	16.7	98	3.19	B	1255	A++	6.17	8.00	454
	4.2+5.0+5.0	2.37	2.82	2.82	---	3.26	8.00	9.56	0.75	2.70	3.88	3.3	12.0	17.2	98	2.96	C	1350	A+	5.88	8.00	477
	1.5+1.5+1.5+1.5	1.50	1.50	1.50	1.50	2.17	6.00	6.60	0.53	1.47	1.73	2.4	6.5	7.7	98	4.08	A	735	A++	6.10	6.00	345
	1.5+1.5+1.5+2.0	1.50	1.50	1.50	2.00	2.22	6.50	6.95	0.53	1.68	1.90	2.4	7.5	8.4	98	3.87	A	840	A++	6.17	6.50	369
	1.5+1.5+1.5+2.5	1.50	1.50	1.50	2.50	2.27	7.00	7.28	0.53	1.90	2.07	2.4	8.4	9.2	98	3.68	A	950	A++	6.22	7.00	394
	1.5+1.5+1.5+3.5	1.37	1.37	1.37	3.20	2.41	7.31	7.88	0.56	2.07	2.38	2.5	9.2	10.6	98	3.53	A	1035	A++	6.16	7.31	416
	1.5+1.5+1.5+4.2	1.29	1.29	1.29	3.61	2.50	7.47	8.24	0.56	2.13	2.58	2.5	9.4	11.4	98	3.51	A	1065	A++	6.17	7.47	424
	1.5+1.5+1.5+5.0	1.21	1.21	1.21	4.03	2.61	7.65	8.60	0.60	2.33	2.87	2.7	10.3	12.7	98	3.28	A	1165	A++	6.16	7.65	435
	1.5+1.5+1.5+6.0	1.13	1.13	1.13	4.50	2.75	7.88	8.97	0.61	2.22	2.91	2.7	9.8	12.9	98	3.55	A	1110	A++	6.31	7.88	438
	1.5+1.5+1.5+7.1	1.03	1.03	1.03	4.90	2.90	8.00	9.28	0.64	2.22	3.06	2.8	9.8	13.6	98	3.60	A	1110	A++	6.30	8.00	445
	1.5+1.5+2.0+2.0	1.50	1.50	2.00	2.00	2.27	7.00	7.28	0.53	1.90	2.07	2.4	8.4	9.2	98	3.68	A	950	A++	6.25	7.00	392
	1.5+1.5+2.0+2.5	1.44	1.44	1.92	2.40	2.34	7.19	7.59	0.56	2.02	2.20	2.5	9.0	9.8	98	3.56	A	1010	A++	6.25	7.19	403
	1.5+1.5+2.0+3.5	1.31	1.31	1.75	3.06	2.48	7.42	8.14	0.56	2.13	2.51	2.5	9.4	11.1	98	3.48	A	1065	A++	6.18	7.42	420
	1.5+1.5+2.0+4.2	1.24	1.24	1.65	3.46	2.57	7.58	8.47	0.60	2.20	2.72	2.7	9.8	12.1	98	3.45	A	1100	A++	6.19	7.58	429
	1.5+1.5+2.0+5.0	1.17	1.17	1.55	3.89	2.68	7.77	8.80	0.60	2.39	3.01	2.7	10.6	13.4	98	3.25	A	1195	A++	6.14	7.77	444
	1.5+1.5+2.0+6.0	1.09	1.09	1.45	4.36	2.82	8.00	9.13	0.64	2.28	2.98	2.8	10.1	13.2	98	3.51	A	1140	A++	6.30	8.00	445
	1.5+1.5+2.0+7.1	0.99	0.99	1.32	4.69	2.97	8.00	9.39	0.68	2.22	3.14	3.0	9.8	13.9	98	3.60	A	1110	A++	6.32	8.00	443
	1.5+1.5+2.5+2.5	1.37	1.37	2.28	2.28	2.41	7.31	7.88	0.56	2.07	2.38	2.5	9.2	10.6	98	3.53	A	1035	A++	6.24	7.31	411
	1.5+1.5+2.5+3.5	1.26	1.26	2.09	2.93	2.55	7.54	8.38	0.60	2.32	2.86	2.7	10.3	12.7	98	3.25	A	1160	A++	6.18	7.54	428
	1.5+1.5+2.5+4.2	1.19	1.19	1.98	3.33	2.64	7.70	8.68	0.60	2.38	3.07	2.7	10.6	13.6	98	3.24	A	1190	A++	6.20	7.70	435
	1.5+1.5+2.5+5.0	1.13	1.13	1.88	3.75	2.75	7.88	8.97	0.64	2.46	3.16	2.8	10.9	14.0	98	3.20	A	1230	A++	6.14	7.88	449
	1.5+1.5+2.5+6.0	1.04	1.04	1.74	4.17	2.89	8.00	9.26	0.64	2.28	3.06	2.8	10.1	13.6	98	3.51	A	1140	A++	6.30	8.00	445
	1.5+1.5+2.5+7.1	0.95	0.95	1.59	4.51	3.04	8.00	9.47	0.68	2.22	3.21	3.0	9.8	14.2	98	3.60	A	1110	A++	6.32	8.00	443
	1.5+1.5+3.5+3.5	1.17	1.17	2.72	2.72	2.68	7.77	8.80	0.60	2.45	3.15	2.7	10.9	14.0	98	3.17	B	1225	A+	6.07	7.77	449
	1.5+1.5+3.5+4.2	1.11	1.11	2.59	3.11	2.78	7.93	9.04	0.64	2.52	3.30	2.8	11.2	14.6	98	3.15	B	1260	A+	6.09	7.93	457
	1.5+1.5+3.5+5.0	1.04	1.04	2.43	3.48	2.89	8.00	9.26	0.64	2.52	3.39	2.8	11.2	15.0	98	3.17	B	1260	A+	6.06	8.00	462
	1.5+1.5+3.5+6.0	0.96	0.96	2.24	3.84	3.03	8.00	9.45	0.68	2.28	3.21	3.0	10.1	14.2	98	3.51	A	1140	A++	6.23	8.00	450
	1.5+1.5+3.5+7.1	0.88	0.88	2.06	4.18	3.18	8.00	9.57	0.72	2.22	3.29	3.2	9.8	14.6	98	3.60	A	1110	A++	6.25	8.00	448
	1.5+1.5+4.2+4.2	1.05	1.05	2.95	2.95	2.87	8.00	9.23	0.64	2.58	3.45	2.8	11.4	15.3	98	3.10	B	1290	A+	6.07	8.00	462
	1.5+1.5+4.2+5.0	0.98	0.98	2.75	3.28	2.98	8.00	9.40	0.68	2.52	3.47	3.0	11.2	15.4	98	3.17	B	1260	A+	6.07	8.00	462
	1.5+1.5+4.2+6.0	0.91	0.91	2.55	3.64	3.12	8.00	9.54	0.68	2.28	3.29	3.0	10.1	14.6	98	3.51	A	1140	A++	6.25	8.00	449
	1.5+1.5+4.2+7.1	0.84	0.84	2.35	3.97	3.27	8.00	9.58	0.72	2.22	3.29	3.2	9.8	14.6	98	3.60	A	1110	A++	6.25	8.00	448
	1.5+1.5+5.0+5.0	0.92	0.92	3.08	3.08	3.09	8.00	9.52	0.68	2.40	3.42	3.0	10.6	15.2	98	3.33	A	1200	A+	6.07	8.00	462
	1.5+1.5+5.0+6.0	0.86	0.86	2.86	3.43	3.23	8.00	9.58	0.72	2.22	3.23	3.2	9.8	14.3	98	3.60	A	1110	A++	6.23	8.00	450
	1.5+2.0+2.0+2.0	1.44	1.92	1.92	1.92	2.34	7.19	7.59	0.56	2.02	2.20	2.5	9.0	9.8	98	3.56	A	1010	A++	6.27	7.19	402
	1.5+2.0+2.0+2.5	1.37	1.83	1.83	2.28	2.41	7.31	7.88	0.56	2.07	2.38	2.5	9.2	10.6	98	3.53	A	1035	A++	6.28	7.31	408
	1.5+2.0+2.0+3.5	1.26	1.68	1.68	2.93	2.55	7.54	8.38	0.60	2.20	2.65	2.7	9.8	11.8	98	3.43	A	1100	A++	6.21	7.54	426
	1.5+2.0+2.0+4.2	1.19	1.59	1.59	3.33	2.64	7.70	8.68	0.60	2.26	2.86	2.7	10.0	12.7	98	3.41	A	1130	A++	6.21	7.70	434
	1.5+2.0+2.0+5.0	1.13	1.50	1.50	3.75	2.75	7.88	8.97	0.64	2.46	3.16	2.8	10.9	14.0	98	3.20	A	1230	A++	6.16	7.88	449
	1.5+2.0+2.0+6.0	1.04	1.39	1.39	4.17	2.89	8.00	9.26	0.64	2.28	3.06	2.8	10.1	13.6	98	3.51	A	1140	A++	6.32	8.00	443

Notes:
1. Cooling capacity is based on 27°CDB/19°CWB (Indoor temperature). 35°CDB (Outdoor temperature).
   Heating capacity is based on 20°CDB (Indoor temperature). 7°CDB/6°CWB (Outdoor temperature).
2. The total ability of connected indoor unit is up to 14.5kW.
3. It is impossible to connect the indoor unit for one room only.
4. The above is the value for connecting with the following indoor units.
   1.5kW: wall mounted CTXS-K series; 2.0, 2.5, 3.5, 4.2, 5.0kW: wall mounted FTXS-K series
   6.0, 7.1 kW class; wall mounted G series

Combination tables

Cooling

Outdoor unit	Indoor unit	Cooling capacity (kW)				Total capacity (kW)			Power input (kW)			Total current (A)			Power factor (%)	EER	Energy label	AEC (kWh)	Seasonal data			
		A room	B room	C room	D room	Min.	Nom.	Max.	Min.	Nom.	Max.	Min.	Nom.	Max.					Label	SEER	Pdesign	AEC
4MXS80E	1.5+2.0+2.0+7.1	0.95	1.27	1.27	4.51	3.04	8.00	9.47	0.68	2.22	3.21	3.0	9.8	14.2	98	3.60	A	1110	A++	6.35	8.00	442
	1.5+2.0+2.5+2.5	1.31	1.75	2.18	2.18	2.48	7.42	8.14	0.56	2.13	2.51	2.5	9.4	11.1	98	3.48	A	1065	A++	6.30	7.42	413
	1.5+2.0+2.5+3.5	1.21	1.61	2.01	2.82	2.61	7.65	8.60	0.60	2.38	3.00	2.7	10.6	13.3	98	3.21	A	1190	A++	6.20	7.65	432
	1.5+2.0+2.5+4.2	1.15	1.53	1.92	3.22	2.71	7.82	8.87	0.64	2.51	3.22	2.8	11.1	14.3	98	3.12	B	1255	A++	6.17	7.82	444
	1.5+2.0+2.5+5.0	1.09	1.45	1.82	3.64	2.82	8.00	9.13	0.64	2.52	3.24	2.8	11.2	14.4	98	3.17	B	1260	A++	6.15	8.00	456
	1.5+2.0+2.5+6.0	1.00	1.33	1.67	4.00	2.96	8.00	9.37	0.68	2.28	3.13	3.0	10.1	13.9	98	3.51	A	1140	A++	6.32	8.00	443
	1.5+2.0+2.5+7.1	0.92	1.22	1.53	4.34	3.11	8.00	9.53	0.68	2.22	3.29	3.0	9.8	14.6	98	3.60	A	1110	A++	6.35	8.00	442
	1.5+2.0+3.5+3.5	1.13	1.50	2.63	2.63	2.75	7.88	8.97	0.64	2.51	3.30	2.8	11.1	14.6	98	3.14	B	1255	A+	6.09	7.88	453
	1.5+2.0+3.5+4.2	1.07	1.43	2.50	3.00	2.85	8.00	9.18	0.64	2.58	3.45	2.8	11.4	15.3	98	3.10	B	1290	A++	6.10	8.00	460
	1.5+2.0+3.5+5.0	1.00	1.33	2.33	3.33	2.96	8.00	9.37	0.68	2.52	3.47	3.0	11.2	15.4	98	3.17	B	1260	A+	6.08	8.00	461
	1.5+2.0+3.5+6.0	0.92	1.23	2.15	3.69	3.09	8.00	9.52	0.68	2.28	3.29	3.0	10.1	14.6	98	3.51	A	1140	A++	6.27	8.00	447
	1.5+2.0+3.5+7.1	0.85	1.13	1.99	4.03	3.25	8.00	9.58	0.72	2.22	3.29	3.2	9.8	14.6	98	3.60	A	1110	A++	6.27	8.00	447
	1.5+2.0+4.2+4.2	1.01	1.34	2.82	2.82	2.94	8.00	9.35	0.67	2.58	3.53	3.0	11.4	15.7	98	3.10	B	1290	A++	6.10	8.00	459
	1.5+2.0+4.2+5.0	0.94	1.26	2.65	3.15	3.05	8.00	9.48	0.68	2.52	3.55	3.0	11.2	15.7	98	3.17	B	1260	A++	6.10	8.00	459
	1.5+2.0+4.2+6.0	0.88	1.17	2.45	3.50	3.19	8.00	9.57	0.72	2.28	3.29	3.2	10.1	14.6	98	3.51	A	1140	A++	6.27	8.00	447
	1.5+2.0+5.0+5.0	0.89	1.19	2.96	2.96	3.16	8.00	9.56	0.71	2.40	3.50	3.1	10.6	15.5	98	3.33	A	1200	A++	6.10	8.00	460
	1.5+2.0+5.0+6.0	0.83	1.10	2.76	3.31	3.30	8.00	9.58	0.72	2.22	3.23	3.2	9.8	14.3	98	3.60	A	1110	A++	6.27	8.00	447
	1.5+2.5+2.5+2.5	1.26	2.09	2.09	2.09	2.55	7.54	8.38	0.60	2.20	2.65	2.7	9.8	11.8	98	3.43	A	1100	A++	6.28	7.54	421
	1.5+2.5+2.5+3.5	1.17	1.94	1.94	2.72	2.68	7.77	8.80	0.60	2.45	3.14	2.7	10.9	13.9	98	3.17	B	1225	A++	6.16	7.77	442
	1.5+2.5+2.5+4.2	1.11	1.85	1.85	3.11	2.78	7.93	9.04	0.64	2.58	3.30	2.8	11.4	14.6	98	3.07	B	1290	A++	6.17	7.93	450
	1.5+2.5+2.5+5.0	1.04	1.74	1.74	3.48	2.89	8.00	9.26	0.64	2.52	3.39	2.8	11.2	15.0	98	3.17	B	1260	A++	6.15	8.00	456
	1.5+2.5+2.5+6.0	0.96	1.60	1.60	3.84	3.03	8.00	9.45	0.68	2.28	3.21	3.0	10.1	14.2	98	3.51	A	1140	A++	6.32	8.00	443
	1.5+2.5+2.5+7.1	0.88	1.47	1.47	4.18	3.18	8.00	9.57	0.72	2.22	3.29	3.2	9.8	14.6	98	3.60	A	1110	A++	6.35	8.00	442
	1.5+2.5+3.5+3.5	1.09	1.82	2.55	2.55	2.82	8.00	9.13	0.64	2.58	3.37	2.8	11.4	15.0	98	3.10	B	1290	A++	6.10	8.00	460
	1.5+2.5+3.5+4.2	1.03	1.71	2.39	2.87	2.92	8.00	9.30	0.67	2.58	3.53	3.0	11.4	15.7	98	3.10	B	1290	A++	6.10	8.00	459
	1.5+2.5+3.5+5.0	0.96	1.60	2.24	3.20	3.03	8.00	9.45	0.68	2.52	3.47	3.0	11.2	15.4	98	3.17	B	1260	A++	6.10	8.00	460
	1.5+2.5+3.5+6.0	0.89	1.48	2.07	3.56	3.16	8.00	9.56	0.72	2.28	3.29	3.2	10.1	14.6	98	3.51	A	1140	A++	6.27	8.00	447
	1.5+2.5+4.2+4.2	0.97	1.61	2.71	2.71	3.01	8.00	9.44	0.67	2.58	3.61	3.0	11.4	16.0	98	3.10	B	1290	A++	6.15	8.00	456
	1.5+2.5+4.2+5.0	0.91	1.52	2.55	3.03	3.12	8.00	9.54	0.71	2.52	3.55	3.1	11.2	15.7	98	3.17	B	1260	A++	6.10	8.00	459
	1.5+2.5+4.2+6.0	0.85	1.41	2.37	3.38	3.26	8.00	9.58	0.72	2.28	3.29	3.2	10.1	14.6	98	3.51	A	1140	A++	6.27	8.00	447
	1.5+2.5+5.0+5.0	0.86	1.43	2.86	2.86	3.23	8.00	9.58	0.71	2.40	3.50	3.1	10.6	15.5	98	3.33	A	1200	A++	6.10	8.00	459
	1.5+3.5+3.5+3.5	1.00	2.33	2.33	2.33	2.96	8.00	9.37	0.67	2.58	3.45	3.0	11.4	15.3	98	3.10	B	1290	A+	6.04	8.00	464
	1.5+3.5+3.5+4.2	0.94	2.20	2.20	2.65	3.05	8.00	9.48	0.67	2.58	3.61	3.0	11.4	16.0	98	3.10	B	1290	A+	6.09	8.00	460
	1.5+3.5+3.5+5.0	0.89	2.07	2.07	2.96	3.16	8.00	9.56	0.71	2.52	3.55	3.1	11.2	15.7	98	3.17	B	1260	A+	6.08	8.00	461
	1.5+3.5+3.5+6.0	0.83	1.93	1.93	3.31	3.30	8.00	9.58	0.72	2.28	3.29	3.2	10.1	14.6	98	3.51	A	1140	A++	6.20	8.00	452
	1.5+3.5+4.2+4.2	0.90	2.09	2.51	2.51	3.15	8.00	9.55	0.71	2.58	3.69	3.1	11.4	16.4	98	3.10	B	1290	A++	6.10	8.00	460
	1.5+3.5+4.2+5.0	0.85	1.97	2.37	2.82	3.26	8.00	9.58	0.71	2.53	3.64	3.1	11.2	16.1	98	3.16	B	1265	A+	6.09	8.00	460
	1.5+4.2+4.2+4.2	0.85	2.38	2.38	2.38	3.25	8.00	9.58	0.75	2.58	3.69	3.3	11.4	16.4	98	3.10	B	1290	A++	6.10	8.00	460
	2.0+2.0+2.0+2.0	1.83	1.83	1.83	1.83	2.41	7.32	7.90	0.56	2.07	2.38	2.5	9.2	10.6	98	3.54	A	1035	A++	6.31	7.32	407
	2.0+2.0+2.0+2.5	1.75	1.75	1.75	2.18	2.48	7.42	8.16	0.56	2.13	2.51	2.5	9.4	11.1	98	3.48	A	1065	A++	6.31	7.42	412
	2.0+2.0+2.0+3.5	1.61	1.61	1.61	2.82	2.61	7.65	8.62	0.60	2.26	2.86	2.7	10.0	12.7	98	3.38	A	1130	A++	6.22	7.65	431
	2.0+2.0+2.0+4.2	1.53	1.53	1.53	3.22	2.71	7.82	8.89	0.64	2.32	3.00	2.8	10.3	13.3	98	3.37	A	1160	A++	6.22	7.82	441
	2.0+2.0+2.0+5.0	1.45	1.45	1.45	3.64	2.82	8.00	9.15	0.64	2.52	3.32	2.8	11.2	14.7	98	3.17	B	1260	A++	6.18	8.00	454
	2.0+2.0+2.0+6.0	1.33	1.33	1.33	4.00	2.96	8.00	9.39	0.68	2.28	3.21	3.0	10.1	14.2	98	3.51	A	1140	A++	6.35	8.00	442
	2.0+2.0+2.0+7.1	1.22	1.22	1.22	4.34	3.11	8.00	9.55	0.68	2.22	3.29	3.0	9.8	14.6	98	3.60	A	1110	A++	6.35	8.00	442
	2.0+2.0+2.5+2.5	1.68	1.68	2.09	2.09	2.55	7.54	8.40	0.60	2.20	2.72	2.7	9.8	12.1	98	3.43	A	1100	A++	6.31	7.54	418
	2.0+2.0+2.5+3.5	1.55	1.55	1.94	2.72	2.68	7.77	8.82	0.60	2.45	3.14	2.7	10.9	13.9	98	3.17	B	1225	A++	6.25	7.77	436
	2.0+2.0+2.5+4.2	1.48	1.48	1.85	3.11	2.78	7.93	9.06	0.64	2.58	3.30	2.8	11.4	14.6	98	3.07	B	1290	A++	6.23	7.93	446
	2.0+2.0+2.5+5.0	1.39	1.39	1.74	3.48	2.89	8.00	9.28	0.64	2.52	3.39	2.8	11.2	15.0	98	3.17	B	1260	A++	6.24	8.00	449
	2.0+2.0+2.5+6.0	1.28	1.28	1.60	3.84	3.03	8.00	9.47	0.68	2.28	3.21	3.0	10.1	14.2	98	3.51	A	1140	A++	6.35	8.00	442
	2.0+2.0+2.5+7.1	1.18	1.18	1.47	4.18	3.18	8.00	9.59	0.72	2.22	3.29	3.2	9.8	14.6	98	3.60	A	1110	A++	6.35	8.00	442
	2.0+2.0+3.5+3.5	1.45	1.45	2.55	2.55	2.82	8.00	8.96	0.64	2.58	3.22	2.8	11.4	14.3	98	3.10	B	1290	A++	6.17	8.00	454
	2.0+2.0+3.5+4.2	1.37	1.37	2.39	2.87	2.92	8.00	9.32	0.67	2.58	3.53	3.0	11.4	15.7	98	3.10	B	1290	A++	6.17	8.00	454
	2.0+2.0+3.5+5.0	1.28	1.28	2.24	3.20	3.03	8.00	9.47	0.68	2.52	3.55	3.0	11.2	15.7	98	3.17	B	1260	A++	6.17	8.00	454
	2.0+2.0+3.5+6.0	1.19	1.19	2.07	3.56	3.16	8.00	9.58	0.72	2.28	3.29	3.2	10.1	14.6	98	3.51	A	1140	A++	6.27	8.00	447
	2.0+2.0+4.2+4.2	1.29	1.29	2.71	2.71	3.01	8.00	9.46	0.67	2.58	3.61	3.0	11.4	16.0	98	3.10	B	1290	A++	6.18	8.00	454
	2.0+2.0+4.2+5.0	1.21	1.21	2.55	3.03	3.12	8.00	9.56	0.71	2.52	3.55	3.1	11.2	15.7	98	3.17	B	1260	A++	6.17	8.00	454
	2.0+2.0+4.2+6.0	1.13	1.13	2.37	3.38	3.26	8.00	9.60	0.72	2.28	3.29	3.2	10.1	14.6	98	3.51	A	1140	A++	6.27	8.00	447
	2.0+2.0+5.0+5.0	1.14	1.14	2.86	2.86	3.23	8.00	9.60	0.71	2.44	3.50	3.1	10.8	15.5	98	3.28	A	1220	A++	6.17	8.00	454
	2.0+2.5+2.5+2.5	1.61	2.01	2.01	2.01	2.61	7.65	8.62	0.60	2.26	2.85	2.7	10.0	12.6	98	3.38	A	1130	A++	6.30	7.65	426
	2.0+2.5+2.5+3.5	1.50	1.88	1.88	2.63	2.75	7.88	8.99	0.64	2.51	3.29	2.8	11.1	14.6	98	3.14	B	1255	A++	6.23	7.88	443
	2.0+2.5+2.5+4.2	1.43	1.79	1.79	3.00	2.85	8.00	9.20	0.64	2.58	3.45	2.8	11.4	15.3	98	3.10	B	1290	A++	6.24	8.00	449
	2.0+2.5+2.5+5.0	1.33	1.67	1.67	3.33	2.96	8.00	9.39	0.68	2.52	3.47	3.0	11.2	15.4	98	3.17	B	1260	A++	6.24	8.00	449
	2.0+2.5+2.5+6.0	1.23	1.54	1.54	3.69	3.09	8.00	9.54	0.68	2.25	3.29	3.0	10.0	14.6	98	3.56	A	1125	A++	6.34	8.00	442
	2.0+2.5+2.5+7.1	1.13	1.42	1.42	4.03	3.25	8.00	9.60	0.72	2.28	3.29	3.2	10.1	14.6	98	3.51	A	1140	A++	6.35	8.00	442
	2.0+2.5+3.5+3.5	1.39	1.74	2.43	2.43	2.89	8.00	9.14	0.67	2.58	3.37	3.0	11.4	15.0	98	3.10	B	1290	A++	6.17	8.00	454
	2.0+2.5+3.5+4.2	1.31	1.64	2.30	2.75	2.98	8.00	9.47	0.67	2.58	3.61	3.0	11.4	16.0	98	3.10	B	1290	A++	6.18	8.00	454
	2.0+2.5+3.5+5.0	1.23	1.54	2.15	3.08	3.09	8.00	9.54	0.71	2.52	3.55	3.1	11.2	15.7	98	3.17	B	1260	A++	6.17	8.00	454
	2.0+2.5+3.5+6.0	1.14	1.43	2.00	3.43	3.23	8.00	9.60	0.72	2.28	3.29	3.2	10.1	14.6	98	3.51	A	1140	A++	6.27	8.00	447
	2.0+2.5+4.2+4.2	1.24	1.55	2.60	2.60	3.08	8.00	9.53	0.71	2.58	3.69	3.1	11.4	16.4	98	3.10	B	1290	A++	6.18	8.00	454
	2.0+2.5+4.2+5.0	1.17	1.46	2.45	2.92	3.19	8.00	9.59	0.71	2.52	3.63	3.1	11.2	16.1	98	3.17	B	1260	A++	6.18	8.00	454
	2.0+2.5+5.0+5.0	1.10	1.38	2.76	2.76	3.30	8.00	9.60	0.71	2.40	3.50	3.1	10.6	15.5	98	3.33	A	1200	A++	6.17	8.00	454
	2.0+3.5+3.5+3.5	1.28	2.24	2.24	2.24	3.03	8.00	9.23	0.67	2.58	3.30	3.0	11.4	14.6	98	3.10	B	1290	A++	6.11	8.00	459
	2.0+3.5+3.5+4.2	1.21	2.12	2.12	2.55	3.12	8.00	9.56	0.71	2.58	3.69	3.1	11.4	16.4	98	3.10	B	1290	A++	6.11	8.00	459
	2.0+3.5+3.5+5.0	1.14	2.00	2.00	2.86	3.23	8.00	9.60	0.71	2.52	3.63	3.1	11.2	16.1	98	3.17	B	1260	A++	6.11	8.00	459
	2.0+3.5+4.2+4.2	1.15	2.01	2.42	2.42	3.22	8.00	9.60	0.71	2.58	3.77	3.1	11.4	16.7	98	3.10	B	1290	A++	6.11	8.00	459
	2.5+2.5+2.5+2.5	1.94	1.94	1.94	1.94	2.68	7.76	8.82	0.60	2.45	3.14	2.7	10.9	13.9	98	3.17	B	1225	A++	6.27	7.76	433
	2.5+2.5+2.5+3.5	1.82	1.82	1.82	2.55	2.82	8.00	8.98	0.64	2.58	3.22	2.8	11.4	14.3	98	3.10	B	1290	A++	6.24	8.00	449
	2.5+2.5+2.5+4.2	1.71	1.71	1.71	2.87	2.92	8.00	9.32	0.67	2.58	3.53	3.0	11.4	15.7	98	3.10	B	1290	A++	6.24	8.00	449
	2.5+2.5+2.5+5.0	1.60	1.60	1.60	3.20	3.03	8.00	9.47	0.68	2.52	3.55	3.0	11.2	15.7	98	3.17	B	1260	A++	6.24	8.00	449
	2.5+2.5+2.5+6.0	1.48	1.48	1.48	3.56	3.16	8.00	9.58	0.72	2.28	3.29	3.2	10.1	14.6	98	3.51	A	1140	A++	6.35	8.00	442
	2.5+2.5+3.5+3.5	1.67	1.67	2.33	2.33	2.96	8.00	9.10	0.67	2.58	3.37	3.0	11.4	15.0	98	3.10	B	1290	A++	6.17	8.00	454
	2.5+2.5+3.5+4.2	1.57	1.57	2.20	2.65	3.05	8.00	9.50	0.67	2.58	3.69	3.0	11.4	16.4	98	3.10	B	1290	A++	6.18	8.00	454

Notes:
1. Cooling capacity is based on 27°CDB/19°CWB (Indoor temperature). 35°CDB (Outdoor temperature).
   Heating capacity is based on 20°CDB (Indoor temperature). 7°CDB/6°CWB (Outdoor temperature).
2. The total ability of connected indoor unit is up to 14.5kW.
3. It is impossible to connect the indoor unit for one room only.
4. The above is the value for connecting with the following indoor units.
   1.5kW: wall mounted CTXS-K series; 2.0, 2.5, 3.5, 4.2, 5.0kW: wall mounted FTXS-K series
   6.0, 7.1 kW class; wall mounted G series

Combination tables

Cooling

Outdoor unit	Indoor unit	Cooling capacity (kW)				Total capacity (kW)			Power input (kW)			Total current (A)			Power factor (%)	EER	Energy label	AEC (kWh)	Seasonal data			
		A room	B room	C room	D room	Min.	Nom.	Max.	Min.	Nom.	Max.	Min.	Nom.	Max.					Label	SEER	Pdesign	AEC
4MXS80E	2.5+2.5+3.5+5.0	1,48	1,48	2,07	2,96	3,16	8,00	9,58	0,71	2,52	3,63	3,1	11,2	16,1	98	3,17	B	1260	A++	6.18	8.00	454
	2.5+2.5+3.5+6.0	1,38	1,38	1,93	3,31	3,30	8,00	9,60	0,72	2,28	3,29	3,2	10,1	14,6	98	3,51	A	1140	A++	6.27	8.00	447
	2.5+2.5+4.2+4.2	1,49	1,49	2,51	2,51	3,15	8,00	9,57	0,71	2,58	3,69	3,1	11,4	16,4	98	3,10	B	1290	A++	6.18	8.00	454
	2.5+2.5+4.2+5.0	1,41	1,41	2,37	2,82	3,26	8,00	9,60	0,71	2,52	3,63	3,1	11,2	16,1	98	3,17	B	1260	A++	6.18	8.00	454
	2.5+3.5+3.5+3.5	1,54	2,15	2,15	2,15	3,09	8,00	9,35	0,71	2,58	3,30	3,1	11,4	14,6	98	3,10	B	1290	A++	6.11	8.00	459
	2.5+3.5+3.5+4.2	1,46	2,04	2,04	2,45	3,19	8,00	9,59	0,71	2,58	3,77	3,1	11,4	16,7	98	3,10	B	1290	A++	6.11	8.00	459
	2.5+3.5+3.5+5.0	1,38	1,93	1,93	2,76	3,30	8,00	9,60	0,75	2,52	3,63	3,3	11,2	16,1	98	3,17	B	1260	A++	6.11	8.00	459
	2.5+3.5+4.2+4.2	1,39	1,94	2,33	2,33	3,29	8,00	9,60	0,75	2,58	3,77	3,3	11,4	16,7	98	3,10	B	1290	A++	6.11	8.00	459
	3.5+3.5+3.5+3.5	2,00	2,00	2,00	2,00	3,23	8,00	9,60	0,71	2,58	3,77	3,1	11,4	16,7	98	3,10	B	1290	A+	6.04	8.00	464

Notes:
1. Cooling capacity is based on 27°CDB/19°CWB (Indoor temperature). 35°CDB (Outdoor temperature).
   Heating capacity is based on 20°CDB (Indoor temperature). 7°CDB/6°CWB (Outdoor temperature).
2. The total ability of connected indoor unit is up to 14.5kW.
3. It is impossible to connect the indoor unit for one room only.
4. The above is the value for connecting with the following indoor units.
   1.5kW: wall mounted CTXS-K series; 2.0, 2.5, 3.5, 4.2, 5.0kW: wall mounted FTXS-K series
   6.0, 7.1 kW class; wall mounted G series

Combination tables

Heating

Outdoor unit	Indoor unit	Heating capacity (kW)				Total capacity (kW)			Power input (kW)			Total current (A)			Power factor (%)	COP	Energy label	Seasonal data				
		A room	B room	C room	D room	Min.	Nom.	Max.	Min.	Nom.	Max.	Min.	Nom.	Max.				Label	SCOP	Pdesign	AEC	Back-up heater capacity at -10°C
4MXS80E	1.5+1.5	1.83	1.83	---	---	1.42	3.66	5.36	0.44	0.89	1.31	2.0	3.9	5.8	98	4.11	A	A	3.87	3.37	1219	0.64
	1.5+2.0	1.83	2.44	---	---	1.48	4.27	5.36	0.44	1.01	1.31	2.0	4.5	5.8	98	4.23	A	A	3.85	3.42	1243	0.62
	1.5+2.5	1.83	3.05	---	---	1.62	4.88	7.09	0.48	1.17	1.90	2.1	5.2	8.4	98	4.17	A	A	3.84	3.44	1255	0.64
	1.5+3.5	1.83	4.26	---	---	1.90	6.09	7.23	0.55	1.64	2.08	2.4	7.3	9.2	98	3.71	A	A	3.85	3.72	1353	0.71
	1.5+4.2	1.83	5.12	---	---	2.10	6.95	8.28	0.59	1.95	2.56	2.6	8.7	11.4	98	3.56	B	A	3.83	3.75	1372	0.67
	1.5+5.0	1.83	6.09	---	---	2.33	7.92	8.72	0.53	2.10	2.42	2.4	9.3	10.7	98	3.77	A	A	3.81	3.68	1354	0.67
	1.5+6.0	1.79	7.14	---	---	2.61	8.93	9.67	0.55	2.30	2.64	2.4	10.2	11.7	98	3.88	A	A	3.85	4.15	1508	0.80
	1.5+7.1	1.67	7.93	---	---	2.90	9.60	9.90	0.58	2.48	2.63	2.6	11.0	11.7	98	3.87	A	A	3.84	4.35	1588	0.80
	2.0+2.0	2.44	2.44	---	---	1.62	4.88	6.55	0.34	1.17	1.74	1.5	5.2	7.7	98	4.17	A	A	3.84	3.47	1266	0.67
	2.0+2.5	2.44	3.05	---	---	1.76	5.49	6.85	0.37	1.34	1.82	1.6	5.9	8.1	98	4.10	A	A	3.82	3.50	1282	0.63
	2.0+3.5	2.44	4.26	---	---	2.05	6.70	7.35	0.43	1.86	2.13	1.9	8.3	9.4	98	3.60	A	A	3.84	3.80	1386	0.72
	2.0+4.2	2.44	5.11	---	---	2.24	7.55	8.53	0.47	2.22	2.56	2.1	9.8	11.4	98	3.40	B	A	3.84	3.83	1397	0.75
	2.0+5.0	2.44	6.09	---	---	2.47	8.53	8.72	0.55	2.32	2.42	2.4	10.3	10.7	98	3.68	A	A	3.83	3.76	1374	0.68
	2.0+6.0	2.32	6.95	---	---	2.74	9.27	9.67	0.57	2.44	2.64	2.5	10.8	11.7	98	3.80	A	A	3.85	4.25	1548	0.83
	2.0+7.1	2.11	7.49	---	---	3.04	9.60	10.36	0.61	2.48	2.89	2.7	11.0	12.8	98	3.87	A	A	3.87	4.47	1619	0.85
	2.5+2.5	3.04	3.04	---	---	1.90	6.08	7.16	0.41	1.69	2.14	1.8	7.5	9.5	98	3.60	B	A	3.82	3.53	1293	0.66
	2.5+3.5	3.05	4.26	---	---	2.19	7.31	8.53	0.55	2.13	2.67	2.4	9.4	11.8	98	3.43	B	A	3.82	3.84	1407	0.69
	2.5+4.2	3.04	5.12	---	---	2.39	8.16	9.01	0.57	2.46	2.90	2.5	10.9	12.9	98	3.32	C	A	3.82	3.87	1417	0.72
	2.5+5.0	2.98	5.95	---	---	2.61	8.93	9.31	0.57	2.52	2.72	2.5	11.2	12.1	98	3.54	B	A	3.84	3.80	1386	0.72
	2.5+6.0	2.82	6.78	---	---	2.88	9.60	10.10	0.59	2.65	2.94	2.6	11.8	13.0	98	3.62	A	A	3.84	4.31	1571	0.82
	2.5+7.1	2.50	7.10	---	---	3.17	9.60	10.36	0.63	2.51	2.93	2.8	11.1	13.0	98	3.82	A	A	3.86	4.53	1642	0.84
	3.5+3.5	4.26	4.26	---	---	2.47	8.52	9.18	0.59	2.70	3.04	2.6	12.0	13.5	98	3.16	D	A	3.84	4.25	1551	0.83
	3.5+4.2	4.11	4.94	---	---	2.66	9.05	9.77	0.61	2.98	3.47	2.7	13.2	15.4	98	3.04	D	A	3.83	4.30	1572	0.81
	3.5+5.0	3.95	5.65	---	---	2.88	9.60	9.92	0.62	2.77	2.93	2.8	12.3	13.0	98	3.47	B	A	3.83	4.20	1535	0.78
	3.5+6.0	3.54	6.06	---	---	3.15	9.60	10.34	0.61	2.49	2.90	2.7	11.0	12.9	98	3.86	A	A	3.86	4.84	1756	0.89
	3.5+7.1	3.17	6.43	---	---	3.45	9.60	10.37	0.67	2.43	2.84	3.0	10.8	12.6	98	3.95	A	A	3.89	5.11	1841	0.97
	4.2+4.2	4.78	4.78	---	---	2.85	9.55	9.60	0.63	2.65	2.65	2.8	11.8	11.8	98	3.60	A	A	3.82	4.34	1591	0.79
	4.2+5.0	4.38	5.22	---	---	3.07	9.60	10.12	0.64	2.61	2.87	2.8	11.6	12.7	98	3.68	A	A	3.84	4.25	1551	0.83
	4.2+6.0	3.95	5.65	---	---	3.34	9.60	10.35	0.65	2.44	2.84	2.9	10.8	12.6	98	3.93	A	A	3.90	4.90	1762	0.95
	4.2+7.1	3.57	6.03	---	---	3.63	9.60	10.38	0.70	2.43	2.83	3.1	10.8	12.6	98	3.95	A	A	3.88	5.17	1865	0.96
	5.0+5.0	4.80	4.80	---	---	3.28	9.60	10.24	0.67	2.52	2.83	3.0	11.2	12.6	98	3.81	A	A	3.84	4.15	1512	0.80
	5.0+6.0	4.36	5.24	---	---	3.55	9.60	10.47	0.66	2.40	2.80	2.9	10.6	12.4	98	4.00	A	A	3.87	4.78	1728	0.89
	5.0+7.1	3.97	5.63	---	---	3.85	9.60	10.50	0.70	2.38	2.79	3.1	10.6	12.4	98	4.03	A	A	3.89	5.04	1816	0.96
	6.0+6.0	4.80	4.80	---	---	3.82	9.60	10.70	0.67	2.32	2.77	3.0	10.3	12.3	98	4.14	A	A	3.92	5.56	1987	1.04
	6.0+7.1	4.40	5.20	---	---	4.12	9.60	10.73	0.71	2.31	2.76	3.1	10.2	12.2	98	4.16	A	A	3.93	5.88	2097	1.12
	7.1+7.1	4.80	4.80	---	---	4.42	9.60	10.77	0.78	2.25	2.70	3.5	10.0	12.0	98	4.27	A	A	3.95	6.23	2208	1.18
	1.5+1.5+1.5	1.83	1.83	1.83	---	1.76	5.49	7.22	0.43	1.16	1.71	1.9	5.1	7.6	98	4.73	A	A	3.83	4.23	1547	0.81
	1.5+1.5+2.0	1.83	1.83	2.44	---	1.90	6.09	7.22	0.44	1.34	1.71	2.0	5.9	7.6	98	4.54	A	A	3.84	4.35	1585	0.80
	1.5+1.5+2.5	1.83	1.83	3.05	---	2.05	6.70	7.29	0.46	1.52	1.71	2.0	6.7	7.6	98	4.41	A	A	3.86	4.40	1598	0.84
	1.5+1.5+3.5	1.83	1.83	4.26	---	2.33	7.92	9.03	0.50	1.90	2.30	2.2	8.4	10.2	98	4.17	A	A	3.87	4.95	1789	0.94
	1.5+1.5+4.2	1.82	1.82	5.09	---	2.53	8.72	9.03	0.52	2.20	2.29	2.3	9.8	10.2	98	3.96	A	A	3.87	5.01	1811	0.93
	1.5+1.5+5.0	1.74	1.74	5.79	---	2.74	9.27	9.99	0.53	2.25	2.54	2.4	10.0	11.3	98	4.12	A	A	3.88	4.89	1766	0.94
	1.5+1.5+6.0	1.60	1.60	6.40	---	3.01	9.60	10.71	0.54	2.27	2.72	2.4	10.1	12.1	98	4.23	A	A	3.89	5.70	2052	1.06
	1.5+1.5+7.1	1.43	1.43	6.75	---	3.31	9.60	10.74	0.57	2.26	2.71	2.5	10.0	12.0	98	4.25	A	A	3.94	6.03	2145	1.15
	1.5+2.0+2.0	1.83	2.44	2.44	---	2.05	6.70	7.22	0.46	1.52	1.71	2.0	6.7	7.6	98	4.41	A	A	3.84	4.47	1630	0.85
	1.5+2.0+2.5	1.83	2.44	3.05	---	2.19	7.31	8.41	0.48	1.71	2.12	2.1	7.6	9.4	98	4.27	A	A	3.84	4.53	1654	0.84
	1.5+2.0+3.5	1.83	2.44	4.27	---	2.47	8.53	9.03	0.52	2.11	2.30	2.3	9.4	10.2	98	4.04	A	A	3.87	5.10	1846	0.96
	1.5+2.0+4.2	1.76	2.35	4.94	---	2.66	9.06	9.69	0.54	2.29	2.58	2.4	10.2	11.4	98	3.96	A	A	3.86	5.16	1871	0.95
	1.5+2.0+5.0	1.69	2.26	5.65	---	2.88	9.60	9.99	0.55	2.39	2.54	2.4	10.6	11.3	98	4.02	A	A	3.88	5.03	1817	0.95
	1.5+2.0+6.0	1.52	2.02	6.06	---	3.15	9.60	10.71	0.56	2.27	2.72	2.5	10.1	12.1	98	4.23	A	A	3.93	5.87	2094	1.11
	1.5+2.0+7.1	1.36	1.81	6.43	---	3.45	9.60	10.74	0.60	2.26	2.71	2.7	10.0	12.0	98	4.25	A	A	3.93	6.22	2214	1.17
	1.5+2.5+2.5	1.83	3.05	3.05	---	2.33	7.92	8.93	0.50	1.94	2.30	2.2	8.6	10.2	98	4.08	A	A	3.83	4.59	1677	0.84
	1.5+2.5+3.5	1.79	2.98	4.17	---	2.61	8.93	9.68	0.54	2.25	2.58	2.4	10.0	11.4	98	3.97	A	A	3.87	5.18	1876	0.97
	1.5+2.5+4.2	1.72	2.87	4.82	---	2.80	9.41	9.69	0.56	2.43	2.58	2.5	10.8	11.4	98	3.87	A	A	3.89	5.24	1886	0.97
	1.5+2.5+5.0	1.60	2.67	5.33	---	3.01	9.60	10.48	0.57	2.39	2.80	2.5	10.6	12.4	98	4.02	A	A	3.87	5.11	1849	0.97
	1.5+2.5+6.0	1.44	2.40	5.76	---	3.28	9.60	10.71	0.58	2.27	2.72	2.6	10.1	12.1	98	4.23	A	A	3.94	5.96	2119	1.14
	1.5+2.5+7.1	1.30	2.16	6.14	---	3.58	9.60	10.74	0.62	2.26	2.71	2.8	10.0	12.0	98	4.25	A	A	3.94	6.23	2215	1.18
	1.5+3.5+3.5	1.69	3.95	3.95	---	2.88	9.60	9.89	0.59	2.43	2.58	2.6	10.8	11.4	98	3.95	A	A	3.92	5.87	2098	1.11
	1.5+3.5+4.2	1.57	3.65	4.38	---	3.07	9.60	10.36	0.61	2.43	2.84	2.7	10.8	12.6	98	3.95	A	A	3.92	5.94	2121	1.12
	1.5+3.5+5.0	1.44	3.36	4.80	---	3.28	9.60	10.49	0.61	2.39	2.79	2.7	10.6	12.4	98	4.02	A	A	3.91	5.79	2074	1.09
	1.5+3.5+6.0	1.31	3.05	5.24	---	3.55	9.60	10.72	0.62	2.27	2.72	2.8	10.1	12.1	98	4.23	A	A	3.97	6.23	2200	1.18
	1.5+3.5+7.1	1.19	2.78	5.63	---	3.85	9.60	10.75	0.66	2.26	2.70	2.9	10.0	12.0	98	4.25	A	A+	4.00	6.23	2181	1.17
	1.5+4.2+4.2	1.45	4.07	4.07	---	3.26	9.60	10.37	0.63	2.43	2.84	2.8	10.8	12.6	98	3.95	A	A	3.92	6.01	2144	1.13
	1.5+4.2+5.0	1.35	3.77	4.49	---	3.47	9.60	10.49	0.66	2.39	2.79	2.9	10.6	12.4	98	4.02	A	A	3.92	5.86	2095	1.10
	1.5+4.2+6.0	1.23	3.45	4.92	---	3.74	9.60	10.72	0.64	2.27	2.71	2.8	10.1	12.0	98	4.23	A	A	3.97	6.23	2200	1.18
	1.5+4.2+7.1	1.13	3.15	5.33	---	4.04	9.60	10.76	0.71	2.26	2.70	3.1	10.0	12.0	98	4.25	A	A+	4.00	6.23	2179	1.17
	1.5+5.0+5.0	1.25	4.17	4.17	---	3.69	9.60	10.62	0.66	2.30	2.75	2.9	10.2	12.2	98	4.17	A	A	3.89	5.71	2058	1.07
	1.5+5.0+6.0	1.15	3.84	4.61	---	3.96	9.60	10.85	0.67	2.18	2.72	3.0	9.7	12.1	98	4.40	A	A	3.96	6.23	2201	1.18
	1.5+5.0+7.1	1.06	3.53	5.01	---	4.26	9.60	10.88	0.71	2.17	2.71	3.1	9.6	12.0	98	4.42	A	A+	4.00	6.23	2180	1.17
	1.5+6.0+6.0	1.07	4.27	4.27	---	4.23	9.60	11.08	0.68	2.11	2.64	3.0	9.4	11.7	98	4.55	A	A+	4.06	6.23	2147	1.17
	2.0+2.0+2.0	2.43	2.43	2.43	---	2.19	7.29	8.33	0.48	1.76	2.14	2.1	7.8	9.5	98	4.14	A	A	3.83	4.59	1677	0.84
	2.0+2.0+2.5	2.44	2.44	3.04	---	2.33	7.92	8.93	0.50	1.96	2.32	2.2	8.7	10.3	98	4.04	A	A	3.87	4.66	1688	0.90
	2.0+2.0+3.5	2.38	2.38	4.17	---	2.61	8.93	9.68	0.54	2.29	2.63	2.4	10.2	11.7	98	3.90	A	A	3.89	5.26	1893	0.99
	2.0+2.0+4.2	2.30	2.30	4.81	---	2.80	9.41	9.69	0.56	2.48	2.63	2.5	11.0	11.7	98	3.79	A	A	3.88	5.32	1919	0.99
	2.0+2.0+5.0	2.13	2.13	5.34	---	3.01	9.60	10.48	0.57	2.39	2.80	2.5	10.6	12.4	98	4.02	A	A	3.90	5.19	1864	0.98
	2.0+2.0+6.0	1.92	1.92	5.76	---	3.28	9.60	10.71	0.58	2.27	2.72	2.6	10.1	12.1	98	4.23	A	A	3.94	6.06	2154	1.18
	2.0+2.0+7.1	1.73	1.73	6.14	---	3.58	9.60	10.74	0.62	2.26	2.71	2.8	10.0	12.0	98	4.25	A	A	3.94	6.23	2214	1.18
	2.0+2.5+2.5	2.43	3.05	3.05	---	2.47	8.53	8.93	0.52	2.16	2.30	2.3	9.6	10.2	98	3.95	A	A	3.87	4.72	1710	0.90
	2.0+2.5+3.5	2.31	2.90	4.06	---	2.74	9.27	9.68	0.56	2.41	2.61	2.5	10.7	11.6	98	3.85	A	A	3.88	5.33	1921	1.00
	2.0+2.5+4.2	2.21	2.76	4.63	---	2.93	9.60	10.15	0.59	2.56	2.87	2.6	11.4	12.7	98	3.75	A	A	3.89	5.40	1946	1.01
	2.0+2.5+5.0	2.02	2.53	5.05	---	3.15	9.60	10.48	0.59	2.39	2.80	2.6	10.6	12.4	98	4.02	A	A	3.89	5.26	1893	0.99
	2.0+2.5+6.0	1.82	2.29	5.49	---	3.42	9.60	10.71	0.60	2.27	2.72	2.7	10.1	12.1	98	4.23	A	A	3.93	6.14	2185	1.15
	2.0+2.5+7.1	1.65	2.07	5.88	---	3.72	9.60	10.74	0.64	2.26	2.71	2.8	10.0	12.0	98	4.25	A	A	3.97	6.23	2198	1.18

Notes:
1. Cooling capacity is based on 27°CDB/19°CWB (Indoor temperature). 35°CDB (Outdoor temperature).
   Heating capacity is based on 20°CDB (Indoor temperature). 7°CDB/6°CWB (Outdoor temperature).
2. The total ability of connected indoor unit is up to 14.5kW.
3. It is impossible to connect the indoor unit for one room only.
4. The above is the value for connecting with the following indoor units.
   1.5kW: wall mounted CTXS-K series; 2.0, 2.5, 3.5, 4.2, 5.0kW: wall mounted FTXS-K series
   6.0, 7.1 kW class; wall mounted G series

Combination tables

Heating

Outdoor unit	Indoor unit	Heating capacity (kW)				Total capacity (kW)			Power input (kW)			Total current (A)			Power factor (%)	COP	Energy label	Seasonal data				
		A room	B room	C room	D room	Min.	Nom.	Max.	Min.	Nom.	Max.	Min.	Nom.	Max.				Label	SCOP	Pdesign	AEC	Back-up heater capacity at -10°C
4MXS80E	2.0+3.5+3.5	2.14	3.73	3.73	---	3.01	9.60	10.35	0.59	2.43	2.84	2.6	10.8	12.6	98	3.95	A	A	3.93	6.05	2155	1.17
	2.0+3.5+4.2	1.99	3.46	4.15	---	3.20	9.60	10.36	0.63	2.43	2.84	2.8	10.8	12.6	98	3.95	A	A	3.94	6.13	2179	1.20
	2.0+3.5+5.0	1.83	3.20	4.57	---	3.42	9.60	10.49	0.63	2.39	2.80	2.8	10.6	12.4	98	4.02	A	A	3.93	5.97	2126	1.15
	2.0+3.5+6.0	1.67	2.92	5.01	---	3.69	9.60	10.72	0.64	2.27	2.72	2.8	10.1	12.1	98	4.23	A	A+	4.00	6.23	2180	1.17
	2.0+3.5+7.1	1.52	2.67	5.41	---	3.99	9.60	10.75	0.69	2.26	2.70	3.1	10.0	12.0	98	4.25	A	A+	4.03	6.23	2166	1.17
	2.0+4.2+4.2	1.84	3.88	3.88	---	3.39	9.60	10.37	0.65	2.43	2.84	2.9	10.8	12.6	98	3.95	A	A	3.94	6.20	2205	1.21
	2.0+4.2+5.0	1.71	3.60	4.29	---	3.61	9.60	10.49	0.68	2.39	2.79	3.0	10.6	12.4	98	4.02	A	A	3.93	6.04	2152	1.16
	2.0+4.2+6.0	1.58	3.30	4.72	---	3.88	9.60	10.72	0.67	2.27	2.71	3.0	10.1	12.0	98	4.23	A	A+	4.00	6.23	2180	1.17
	2.0+4.2+7.1	1.45	3.03	5.12	---	4.18	9.60	10.76	0.73	2.26	2.70	3.2	10.0	12.0	98	4.25	A	A+	4.04	6.23	2161	1.17
	2.0+5.0+5.0	1.60	4.00	4.00	---	3.82	9.60	10.62	0.68	2.30	2.75	3.0	10.2	12.2	98	4.17	A	A	3.92	5.88	2100	1.12
	2.0+5.0+6.0	1.48	3.69	4.43	---	4.09	9.60	10.85	0.69	2.18	2.72	3.1	9.7	12.1	98	4.40	A	A	3.97	6.23	2198	1.18
	2.0+5.0+7.1	1.37	3.40	4.83	---	4.39	9.60	10.88	0.74	2.17	2.71	3.3	9.6	12.0	98	4.42	A	A+	4.00	6.23	2179	1.17
	2.0+6.0+6.0	1.38	4.11	4.11	---	4.36	9.60	11.08	0.70	2.11	2.64	3.1	9.4	11.7	98	4.55	A	A+	4.08	6.23	2141	1.17
	2.5+2.5+2.5	2.97	2.97	2.97	---	2.61	8.91	9.88	0.54	2.34	2.74	2.4	10.4	12.2	98	3.81	A	A	3.87	4.79	1736	0.90
	2.5+2.5+3.5	2.82	2.82	3.96	---	2.88	9.60	10.12	0.59	2.53	2.79	2.6	11.2	12.4	98	3.79	A	A	3.89	5.41	1949	1.02
	2.5+2.5+4.2	2.61	2.61	4.38	---	3.07	9.60	10.60	0.61	2.53	3.05	2.7	11.2	13.5	98	3.79	A	A	3.90	5.48	1965	1.02
	2.5+2.5+5.0	2.40	2.40	4.80	---	3.28	9.60	10.48	0.61	2.39	2.80	2.7	10.6	12.4	98	4.02	A	A	3.89	5.34	1925	1.01
	2.5+2.5+6.0	2.18	2.18	5.24	---	3.55	9.60	10.71	0.62	2.27	2.72	2.8	10.1	12.1	98	4.23	A	A	3.94	6.23	2217	1.18
	2.5+2.5+7.1	1.98	1.98	5.64	---	3.85	9.60	10.74	0.66	2.26	2.71	2.9	10.0	12.0	98	4.25	A	A	3.97	6.23	2197	1.18
	2.5+3.5+3.5	2.52	3.54	3.54	---	3.15	9.60	10.35	0.61	2.43	2.84	2.7	10.8	12.6	98	3.95	A	A	3.93	6.14	2189	1.15
	2.5+3.5+4.2	2.36	3.29	3.95	---	3.34	9.60	10.36	0.65	2.43	2.84	2.9	10.8	12.6	98	3.95	A	A	3.93	6.22	2217	1.17
	2.5+3.5+5.0	2.19	3.05	4.36	---	3.55	9.60	10.49	0.66	2.39	2.80	2.9	10.6	12.4	98	4.02	A	A	3.93	6.06	2157	1.18
	2.5+3.5+6.0	2.00	2.80	4.80	---	3.82	9.60	10.72	0.67	2.27	2.72	3.0	10.1	12.1	98	4.23	A	A+	4.01	6.23	2178	1.17
	2.5+3.5+7.1	1.84	2.56	5.20	---	4.12	9.60	10.75	0.71	2.26	2.70	3.1	10.0	12.0	98	4.25	A	A+	4.04	6.23	2161	1.17
	2.5+4.2+4.2	2.20	3.70	3.70	---	3.53	9.60	10.37	0.68	2.43	2.84	3.0	10.8	12.6	98	3.95	A	A	3.93	6.23	2219	1.18
	2.5+4.2+5.0	2.06	3.45	4.09	---	3.74	9.60	10.49	0.70	2.39	2.79	3.1	10.6	12.4	98	4.02	A	A	3.94	6.13	2179	1.20
	2.5+4.2+6.0	1.90	3.17	4.53	---	4.01	9.60	10.72	0.69	2.27	2.71	3.1	10.1	12.0	98	4.23	A	A+	4.00	6.23	2181	1.17
	2.5+4.2+7.1	1.75	2.92	4.93	---	4.31	9.60	10.76	0.76	2.26	2.70	3.4	10.0	12.0	98	4.25	A	A+	4.07	6.23	2146	1.17
	2.5+5.0+5.0	1.92	3.84	3.84	---	3.96	9.60	10.62	0.71	2.30	2.75	3.1	10.2	12.2	98	4.17	A	A	3.93	5.97	2126	1.15
	2.5+5.0+6.0	1.77	3.56	4.27	---	4.23	9.60	10.85	0.72	2.18	2.72	3.2	9.7	12.1	98	4.40	A	A+	4.00	6.23	2180	1.17
	2.5+6.0+6.0	1.66	3.97	3.97	---	4.50	9.60	11.08	0.72	2.11	2.64	3.2	9.4	11.7	98	4.55	A	A+	4.10	6.23	2125	1.16
	3.5+3.5+3.5	3.20	3.20	3.20	---	3.42	9.60	10.36	0.65	2.43	2.84	2.9	10.8	12.6	98	3.95	A	A	3.99	6.23	2184	1.17
	3.5+3.5+4.2	3.00	3.00	3.60	---	3.61	9.60	10.37	0.70	2.43	2.84	3.1	10.8	12.6	98	3.95	A	A+	4.00	6.23	2184	1.17
	3.5+3.5+5.0	2.80	2.80	4.00	---	3.82	9.60	10.49	0.70	2.39	2.79	3.1	10.6	12.4	98	4.02	A	A	3.96	6.23	2202	1.18
	3.5+3.5+6.0	2.58	2.58	4.44	---	4.09	9.60	10.72	0.71	2.27	2.71	3.1	10.1	12.0	98	4.23	A	A+	4.07	6.23	2144	1.17
	3.5+3.5+7.1	2.38	2.38	4.84	---	4.39	9.60	10.76	0.76	2.26	2.70	3.4	10.0	12.0	98	4.25	A	A+	4.11	6.22	2119	1.21
	3.5+4.2+4.2	2.82	3.39	3.39	---	3.80	9.60	10.38	0.72	2.43	2.83	3.2	10.8	12.6	98	3.95	A	A+	4.00	6.23	2182	1.17
	3.5+4.2+5.0	2.65	3.17	3.78	---	4.01	9.60	10.50	0.75	2.39	2.79	3.3	10.6	12.4	98	4.02	A	A	3.99	6.23	2189	1.17
	3.5+4.2+6.0	2.45	2.94	4.21	---	4.28	9.60	10.73	0.74	2.26	2.71	3.3	10.0	12.0	98	4.25	A	A+	4.07	6.23	2143	1.16
	3.5+5.0+5.0	2.48	3.56	3.56	---	4.23	9.60	10.63	0.76	2.30	2.75	3.4	10.2	12.2	98	4.17	A	A	3.96	6.23	2203	1.18
	3.5+5.0+6.0	2.32	3.31	3.97	---	4.50	9.60	10.86	0.77	2.18	2.72	3.4	9.7	12.1	98	4.40	A	A+	4.06	6.23	2149	1.17
	4.2+4.2+4.2	3.20	3.20	3.20	---	3.99	9.60	10.38	0.75	2.42	2.83	3.3	10.7	12.6	98	3.97	A	A+	4.00	6.23	2183	1.17
	4.2+4.2+5.0	3.01	3.01	3.58	---	4.20	9.60	10.51	0.78	2.38	2.79	3.5	10.6	12.4	98	4.03	A	A+	4.00	6.23	2184	1.17
	4.2+4.2+6.0	2.80	2.80	4.00	---	4.47	9.60	10.74	0.79	2.26	2.71	3.5	10.0	12.0	98	4.25	A	A+	4.10	6.23	2129	1.16
	4.2+5.0+5.0	2.84	3.38	3.38	---	4.42	9.60	10.64	0.81	2.29	2.74	3.6	10.2	12.2	98	4.19	A	A	3.96	6.23	2202	1.18
	1.5+1.5+1.5+1.5	1.83	1.83	1.83	1.83	2.19	7.31	8.47	0.41	1.64	2.00	1.8	7.3	8.9	98	4.46	A	A	3.92	5.84	2085	1.14
	1.5+1.5+1.5+2.0	1.83	1.83	1.83	2.44	2.33	7.92	9.04	0.42	1.83	2.22	1.9	8.1	9.8	98	4.33	A	A	3.92	6.02	2149	1.14
	1.5+1.5+1.5+2.5	1.83	1.83	1.83	3.05	2.47	8.53	9.13	0.44	2.00	2.22	2.0	8.9	9.8	98	4.27	A	A	3.93	6.11	2176	1.18
	1.5+1.5+1.5+3.5	1.74	1.74	1.74	4.06	2.74	9.27	10.18	0.48	2.17	2.51	2.1	9.6	11.1	98	4.27	A	A+	4.00	6.23	2194	1.17
	1.5+1.5+1.5+4.2	1.66	1.66	1.66	4.63	2.93	9.60	10.73	0.51	2.26	2.71	2.3	10.0	12.0	98	4.25	A	A	3.99	6.23	2185	1.17
	1.5+1.5+1.5+5.0	1.52	1.52	1.52	5.05	3.15	9.60	10.86	0.52	2.18	2.72	2.3	9.7	12.1	98	4.40	A	A	3.97	6.23	2195	1.18
	1.5+1.5+1.5+6.0	1.37	1.37	1.37	5.49	3.42	9.60	11.09	0.52	2.10	2.64	2.3	9.3	11.7	98	4.57	A	A+	4.09	6.23	2135	1.17
	1.5+1.5+1.5+7.1	1.24	1.24	1.24	5.88	3.72	9.60	11.12	0.56	2.09	2.63	2.5	9.3	11.7	98	4.59	A	A+	4.13	6.22	2109	1.21
	1.5+1.5+2.0+2.0	1.83	1.83	2.44	2.44	2.47	8.53	9.04	0.44	2.04	2.22	2.0	9.1	9.8	98	4.18	A	A	3.95	6.20	2198	1.21
	1.5+1.5+2.0+2.5	1.79	1.79	2.38	2.98	2.61	8.93	9.87	0.46	2.13	2.51	2.0	9.4	11.1	98	4.19	A	A	3.95	6.23	2211	1.18
	1.5+1.5+2.0+3.5	1.69	1.69	2.26	3.95	2.88	9.60	10.18	0.52	2.27	2.51	2.3	10.1	11.1	98	4.23	A	A+	4.02	6.23	2172	1.17
	1.5+1.5+2.0+4.2	1.57	1.57	2.09	4.38	3.07	9.60	10.73	0.53	2.26	2.71	2.4	10.0	12.0	98	4.25	A	A+	4.02	6.23	2170	1.17
	1.5+1.5+2.0+5.0	1.44	1.44	1.92	4.80	3.28	9.60	10.86	0.54	2.18	2.72	2.4	9.7	12.1	98	4.40	A	A+	4.02	6.23	2172	1.17
	1.5+1.5+2.0+6.0	1.31	1.31	1.75	5.24	3.55	9.60	11.09	0.54	2.10	2.64	2.4	9.3	11.7	98	4.57	A	A+	4.11	6.23	2121	1.16
	1.5+1.5+2.0+7.1	1.19	1.19	1.59	5.63	3.85	9.60	11.12	0.58	2.09	2.63	2.6	9.3	11.7	98	4.59	A	A+	4.14	6.22	2102	1.21
	1.5+1.5+2.5+2.5	1.74	1.74	2.90	2.90	2.74	9.27	10.17	0.48	2.18	2.51	2.1	9.7	11.1	98	4.25	A	A	3.95	6.23	2211	1.18
	1.5+1.5+2.5+3.5	1.60	1.60	2.67	3.73	3.01	9.60	10.72	0.54	2.27	2.71	2.4	10.1	12.0	98	4.23	A	A+	4.02	6.23	2170	1.17
	1.5+1.5+2.5+4.2	1.48	1.48	2.47	4.16	3.20	9.60	10.73	0.55	2.26	2.71	2.4	10.0	12.0	98	4.25	A	A+	4.02	6.23	2168	1.17
	1.5+1.5+2.5+5.0	1.37	1.37	2.29	4.57	3.42	9.60	10.86	0.56	2.18	2.72	2.5	9.7	12.1	98	4.40	A	A+	4.02	6.23	2172	1.17
	1.5+1.5+2.5+6.0	1.25	1.25	2.09	5.01	3.69	9.60	11.09	0.57	2.10	2.64	2.5	9.3	11.7	98	4.57	A	A+	4.13	6.22	2109	1.21
	1.5+1.5+2.5+7.1	1.14	1.14	1.90	5.41	3.99	9.60	11.12	0.62	2.09	2.63	2.8	9.3	11.7	98	4.59	A	A+	4.14	6.22	2104	1.20
	1.5+1.5+3.5+3.5	1.44	1.44	3.36	3.36	3.28	9.60	10.73	0.58	2.26	2.71	2.6	10.0	12.0	98	4.25	A	A+	4.11	6.23	2125	1.16
	1.5+1.5+3.5+4.2	1.35	1.35	3.14	3.77	3.47	9.60	10.74	0.60	2.26	2.71	2.7	10.0	12.0	98	4.25	A	A+	4.12	6.22	2113	1.21
	1.5+1.5+3.5+5.0	1.25	1.25	2.92	4.17	3.69	9.60	10.86	0.62	2.17	2.71	2.8	9.6	12.0	98	4.42	A	A+	4.08	6.23	2139	1.16
	1.5+1.5+3.5+6.0	1.15	1.15	2.69	4.61	3.96	9.60	11.09	0.61	2.10	2.63	2.7	9.3	11.7	98	4.57	A	A+	4.19	6.22	2077	1.20
	1.5+1.5+3.5+7.1	1.06	1.06	2.47	5.01	4.26	9.60	11.13	0.67	2.09	2.62	3.0	9.3	11.6	98	4.59	A	A+	4.22	6.22	2066	1.20
	1.5+1.5+4.2+4.2	1.26	1.26	3.54	3.54	3.66	9.60	10.75	0.64	2.26	2.70	2.8	10.0	12.0	98	4.25	A	A+	4.12	6.22	2113	1.21
	1.5+1.5+4.2+5.0	1.18	1.18	3.30	3.93	3.88	9.60	10.87	0.64	2.17	2.71	2.8	9.6	12.0	98	4.42	A	A+	4.08	6.23	2137	1.16
	1.5+1.5+4.2+6.0	1.09	1.09	3.05	4.36	4.15	9.60	11.10	0.65	2.10	2.63	2.9	9.3	11.7	98	4.57	A	A+	4.21	6.22	2067	1.20
	1.5+1.5+4.2+7.1	1.01	1.01	2.82	4.77	4.45	9.60	11.13	0.69	2.09	2.62	3.1	9.3	11.6	98	4.59	A	A+	4.22	6.22	2062	1.19
	1.5+1.5+5.0+5.0	1.11	1.11	3.69	3.69	4.09	9.60	11.00	0.67	2.13	2.67	3.0	9.4	11.8	98	4.51	A	A+	4.08	6.23	2139	1.17
	1.5+1.5+5.0+6.0	1.03	1.03	3.43	4.11	4.36	9.60	11.23	0.67	2.01	2.59	3.0	8.9	11.5	98	4.78	A	A+	4.19	6.22	2077	1.20
	1.5+2.0+2.0+2.0	1.79	2.38	2.38	2.38	2.61	8.93	9.78	0.46	2.18	2.51	2.0	9.7	11.1	98	4.10	A	A	3.95	6.23	2211	1.18
	1.5+2.0+2.0+2.5	1.74	2.32	2.32	2.90	2.74	9.27	9.87	0.48	2.27	2.51	2.1	10.1	11.1	98	4.08	A	A	3.95	6.23	2209	1.18
	1.5+2.0+2.0+3.5	1.60	2.13	2.13	3.73	3.01	9.60	10.72	0.54	2.27	2.71	2.4	10.1	12.0	98	4.23	A	A+	4.02	6.23	2168	1.17
	1.5+2.0+2.0+4.2	1.48	1.98	1.98	4.16	3.20	9.60	10.73	0.55	2.26	2.71	2.4	10.0	12.0	98	4.25	A	A+	4.03	6.23	2166	1.17
	1.5+2.0+2.0+5.0	1.37	1.83	1.83	4.57	3.42	9.60	10.86	0.56	2.18	2.72	2.5	9.7	12.1	98	4.40	A	A+	4.02	6.23	2170	1.17
	1.5+2.0+2.0+6.0	1.25	1.67	1.67	5.01	3.69	9.60	11.09	0.57	2.10	2.64	2.5	9.3	11.7	98	4.57	A	A+	4.13	6.22	2107	1.21

Notes:
1. Cooling capacity is based on 27°CDB/19°CWB (Indoor temperature). 35°CDB (Outdoor temperature).
   Heating capacity is based on 20°CDB (Indoor temperature). 7°CDB/6°CWB (Outdoor temperature).
2. The total ability of connected indoor unit is up to 14.5kW.
3. It is impossible to connect the indoor unit for one room only.
4. The above is the value for connecting with the following indoor units.
   1.5kW: wall mounted CTXS-K series; 2.0, 2.5, 3.5, 4.2, 5.0kW: wall mounted FTXS-K series
   6.0, 7.1 kW class; wall mounted G series

Combination tables

Heating

Outdoor unit	Indoor unit	Heating capacity (kW)				Total capacity (kW)			Power input (kW)			Total current (A)			Power factor (%)	COP	Energy label	Seasonal data				
		A room	B room	C room	D room	Min.	Nom.	Max.	Min.	Nom.	Max.	Min.	Nom.	Max.				Label	SCOP	Pdesign	AEC	Back-up heater capacity at -10°C
4MXS80E	1.5+2.0+2.0+7.1	1.14	1.52	1.52	5.41	3.99	9.60	11.12	0.62	2.09	2.63	2.8	9.3	11.7	98	4.59	A	A+	4.17	6.22	2089	1.20
	1.5+2.0+2.5+2.5	1.69	2.26	2.82	2.82	2.88	9.60	10.17	0.52	2.27	2.51	2.3	10.1	11.1	98	4.23	A	A	3.98	6.23	2194	1.18
	1.5+2.0+2.5+3.5	1.52	2.02	2.53	3.54	3.15	9.60	10.72	0.56	2.27	2.71	2.5	10.1	12.0	98	4.23	A	A+	4.03	6.23	2166	1.17
	1.5+2.0+2.5+4.2	1.41	1.88	2.35	3.95	3.34	9.60	10.73	0.58	2.26	2.71	2.6	10.0	12.0	98	4.25	A	A+	4.03	6.23	2165	1.17
	1.5+2.0+2.5+5.0	1.31	1.75	2.18	4.36	3.55	9.60	10.86	0.60	2.18	2.72	2.7	9.7	12.1	98	4.40	A	A+	4.02	6.23	2168	1.17
	1.5+2.0+2.5+6.0	1.20	1.60	2.00	4.80	3.82	9.60	11.09	0.59	2.10	2.64	2.6	9.3	11.7	98	4.57	A	A+	4.14	6.22	2104	1.21
	1.5+2.0+2.5+7.1	1.10	1.47	1.83	5.20	4.12	9.60	11.12	0.65	2.09	2.63	2.9	9.3	11.7	98	4.59	A	A+	4.20	6.22	2074	1.20
	1.5+2.0+3.5+3.5	1.37	1.83	3.20	3.20	3.42	9.60	10.73	0.60	2.26	2.71	2.7	10.0	12.0	98	4.25	A	A+	4.12	6.22	2113	1.21
	1.5+2.0+3.5+4.2	1.29	1.71	3.00	3.60	3.61	9.60	10.74	0.62	2.26	2.71	2.8	10.0	12.0	98	4.25	A	A+	4.13	6.22	2108	1.21
	1.5+2.0+3.5+5.0	1.20	1.60	2.80	4.00	3.82	9.60	10.86	0.64	2.17	2.71	2.8	9.6	12.0	98	4.42	A	A+	4.12	6.22	2113	1.21
	1.5+2.0+3.5+6.0	1.11	1.48	2.58	4.43	4.09	9.60	11.09	0.65	2.10	2.63	2.9	9.3	11.7	98	4.57	A	A+	4.22	6.22	2065	1.20
	1.5+2.0+3.5+7.1	1.02	1.36	2.38	4.83	4.39	9.60	11.13	0.69	2.09	2.62	3.1	9.3	11.6	98	4.59	A	A+	4.26	6.22	2047	1.19
	1.5+2.0+4.2+4.2	1.21	1.61	3.39	3.39	3.80	9.60	10.75	0.66	2.26	2.70	2.9	10.0	12.0	98	4.25	A	A+	4.14	6.22	2106	1.21
	1.5+2.0+4.2+5.0	1.13	1.51	3.17	3.78	4.01	9.60	10.87	0.67	2.17	2.71	3.0	9.6	12.0	98	4.42	A	A+	4.12	6.22	2113	1.21
	1.5+2.0+4.2+6.0	1.05	1.40	2.94	4.20	4.28	9.60	11.10	0.67	2.10	2.63	3.0	9.3	11.7	98	4.57	A	A+	4.21	6.22	2067	1.20
	1.5+2.0+5.0+5.0	1.07	1.42	3.56	3.56	4.23	9.60	11.00	0.69	2.13	2.67	3.1	9.4	11.8	98	4.51	A	A+	4.11	6.23	2125	1.16
	1.5+2.0+5.0+6.0	0.99	1.32	3.31	3.97	4.50	9.60	11.23	0.70	2.01	2.59	3.1	8.9	11.5	98	4.78	A	A+	4.21	6.22	2067	1.20
	1.5+2.5+2.5+2.5	1.60	2.67	2.67	2.67	3.01	9.60	10.71	0.54	2.27	2.72	2.4	10.1	12.1	98	4.23	A	A	3.98	6.23	2192	1.18
	1.5+2.5+2.5+3.5	1.44	2.40	2.40	3.36	3.28	9.60	10.72	0.58	2.27	2.71	2.6	10.1	12.0	98	4.23	A	A+	4.03	6.23	2165	1.17
	1.5+2.5+2.5+4.2	1.35	2.24	2.24	3.77	3.47	9.60	10.73	0.60	2.26	2.71	2.7	10.0	12.0	98	4.25	A	A+	4.07	6.23	2142	1.17
	1.5+2.5+2.5+5.0	1.25	2.09	2.09	4.17	3.69	9.60	10.86	0.62	2.18	2.72	2.8	9.7	12.1	98	4.40	A	A+	4.03	6.23	2167	1.17
	1.5+2.5+2.5+6.0	1.15	1.92	1.92	4.61	3.96	9.60	11.09	0.61	2.10	2.64	2.7	9.3	11.7	98	4.57	A	A+	4.14	6.22	2102	1.20
	1.5+2.5+2.5+7.1	1.06	1.76	1.76	5.01	4.26	9.60	11.12	0.67	2.09	2.63	3.0	9.3	11.7	98	4.59	A	A+	4.20	6.22	2074	1.20
	1.5+2.5+3.5+3.5	1.31	2.18	3.05	3.05	3.55	9.60	10.73	0.62	2.26	2.71	2.8	10.0	12.0	98	4.25	A	A+	4.13	6.22	2108	1.21
	1.5+2.5+3.5+4.2	1.23	2.05	2.87	3.45	3.74	9.60	10.74	0.64	2.26	2.71	2.8	10.0	12.0	98	4.25	A	A+	4.14	6.22	2106	1.21
	1.5+2.5+3.5+5.0	1.15	1.92	2.69	3.84	3.96	9.60	10.86	0.67	2.17	2.71	3.0	9.6	12.0	98	4.42	A	A+	4.13	6.22	2111	1.21
	1.5+2.5+3.5+6.0	1.07	1.78	2.49	4.27	4.23	9.60	11.09	0.67	2.10	2.63	3.0	9.3	11.7	98	4.57	A	A+	4.21	6.22	2067	1.20
	1.5+2.5+4.2+4.2	1.16	1.94	3.25	3.25	3.93	9.60	10.75	0.69	2.26	2.70	3.1	10.0	12.0	98	4.25	A	A+	4.13	6.22	2107	1.20
	1.5+2.5+4.2+5.0	1.09	1.82	3.05	3.64	4.15	9.60	10.87	0.69	2.17	2.71	3.1	9.6	12.0	98	4.42	A	A+	4.13	6.22	2108	1.21
	1.5+2.5+4.2+6.0	1.01	1.69	2.84	4.06	4.42	9.60	11.10	0.70	2.10	2.63	3.1	9.3	11.7	98	4.57	A	A+	4.22	6.22	2062	1.20
	1.5+2.5+5.0+5.0	1.03	1.71	3.43	3.43	4.36	9.60	11.00	0.71	2.13	2.67	3.1	9.4	11.8	98	4.51	A	A+	4.12	6.22	2113	1.21
	1.5+3.5+3.5+3.5	1.20	2.80	2.80	2.80	3.82	9.60	10.74	0.66	2.26	2.71	2.9	10.0	12.0	98	4.25	A	A+	4.21	6.22	2069	1.20
	1.5+3.5+3.5+4.2	1.13	2.65	2.65	3.17	4.01	9.60	10.75	0.69	2.26	2.70	3.1	10.0	12.0	98	4.25	A	A+	4.21	6.22	2071	1.20
	1.5+3.5+3.5+5.0	1.07	2.49	2.49	3.56	4.23	9.60	10.87	0.71	2.17	2.71	3.1	9.6	12.0	98	4.42	A	A+	4.21	6.22	2071	1.20
	1.5+3.5+3.5+6.0	0.99	2.32	2.32	3.97	4.50	9.60	11.10	0.72	2.10	2.63	3.2	9.3	11.7	98	4.57	A	A+	4.28	6.22	2036	1.19
	1.5+3.5+4.2+4.2	1.07	2.51	3.01	3.01	4.20	9.60	10.75	0.73	2.26	2.70	3.2	10.0	12.0	98	4.25	A	A+	4.21	6.22	2071	1.20
	1.5+3.5+4.2+5.0	1.01	2.37	2.84	3.38	4.42	9.60	10.88	0.74	2.17	2.71	3.3	9.6	12.0	98	4.42	A	A+	4.21	6.22	2071	1.20
	1.5+4.2+4.2+4.2	1.02	2.86	2.86	2.86	4.39	9.60	10.76	0.76	2.25	2.70	3.4	10.0	12.0	98	4.27	A	A+	4.22	6.22	2066	1.19
	2.0+2.0+2.0+2.0	2.32	2.32	2.32	2.32	2.74	9.28	9.78	0.48	2.27	2.51	2.1	10.1	11.1	98	4.09	A	A	3.98	6.23	2194	1.18
	2.0+2.0+2.0+2.5	2.26	2.26	2.26	2.82	2.88	9.60	9.92	0.52	2.36	2.51	2.3	10.5	11.1	98	4.07	A	A	3.98	6.23	2192	1.18
	2.0+2.0+2.0+3.5	2.02	2.02	2.02	3.54	3.15	9.60	10.72	0.56	2.27	2.71	2.5	10.1	12.0	98	4.23	A	A+	4.05	6.23	2152	1.17
	2.0+2.0+2.0+4.2	1.88	1.88	1.88	3.96	3.34	9.60	10.73	0.58	2.26	2.71	2.6	10.0	12.0	98	4.25	A	A+	4.07	6.23	2142	1.17
	2.0+2.0+2.0+5.0	1.75	1.75	1.75	4.35	3.55	9.60	10.86	0.60	2.18	2.72	2.7	9.7	12.1	98	4.40	A	A+	4.03	6.23	2167	1.17
	2.0+2.0+2.0+6.0	1.60	1.60	1.60	4.80	3.82	9.60	11.09	0.59	2.10	2.64	2.6	9.3	11.7	98	4.57	A	A+	4.14	6.22	2102	1.20
	2.0+2.0+2.0+7.1	1.47	1.47	1.47	5.19	4.12	9.60	11.12	0.65	2.09	2.63	2.9	9.3	11.7	98	4.59	A	A+	4.20	6.22	2074	1.20
	2.0+2.0+2.5+2.5	2.13	2.13	2.67	2.67	3.01	9.60	10.71	0.54	2.27	2.72	2.4	10.1	12.1	98	4.23	A	A	3.98	6.23	2191	1.18
	2.0+2.0+2.5+3.5	1.92	1.92	2.40	3.36	3.28	9.60	10.72	0.58	2.27	2.71	2.6	10.1	12.0	98	4.23	A	A+	4.08	6.23	2140	1.17
	2.0+2.0+2.5+4.2	1.79	1.79	2.25	3.77	3.47	9.60	10.73	0.60	2.26	2.71	2.7	10.0	12.0	98	4.25	A	A+	4.08	6.23	2140	1.17
	2.0+2.0+2.5+5.0	1.67	1.67	2.09	4.17	3.69	9.60	10.86	0.62	2.18	2.72	2.8	9.7	12.1	98	4.40	A	A+	4.05	6.23	2152	1.17
	2.0+2.0+2.5+6.0	1.54	1.54	1.92	4.60	3.96	9.60	11.09	0.61	2.10	2.64	2.7	9.3	11.7	98	4.57	A	A+	4.14	6.22	2102	1.20
	2.0+2.0+2.5+7.1	1.41	1.41	1.76	5.02	4.26	9.60	11.12	0.67	2.09	2.63	3.0	9.3	11.7	98	4.59	A	A+	4.20	6.22	2072	1.20
	2.0+2.0+3.5+3.5	1.75	1.75	3.05	3.05	3.55	9.60	10.73	0.62	2.26	2.71	2.8	10.0	12.0	98	4.25	A	A+	4.14	6.22	2106	1.20
	2.0+2.0+3.5+4.2	1.64	1.64	2.87	3.45	3.74	9.60	10.74	0.64	2.26	2.71	2.8	10.0	12.0	98	4.25	A	A+	4.13	6.22	2107	1.20
	2.0+2.0+3.5+5.0	1.54	1.54	2.69	3.83	3.96	9.60	10.86	0.67	2.17	2.71	3.0	9.6	12.0	98	4.42	A	A+	4.13	6.22	2108	1.21
	2.0+2.0+3.5+6.0	1.42	1.42	2.49	4.27	4.23	9.60	11.09	0.67	2.10	2.63	3.0	9.3	11.7	98	4.57	A	A+	4.22	6.22	2062	1.20
	2.0+2.0+4.2+4.2	1.55	1.55	3.25	3.25	3.93	9.60	10.75	0.66	2.26	2.70	2.9	10.0	12.0	98	4.25	A	A+	4.16	6.22	2092	1.20
	2.0+2.0+4.2+5.0	1.45	1.45	3.06	3.64	4.15	9.60	10.87	0.69	2.17	2.71	3.1	9.6	12.0	98	4.42	A	A+	4.14	6.22	2106	1.21
	2.0+2.0+4.2+6.0	1.35	1.35	2.84	4.06	4.42	9.60	11.10	0.70	2.10	2.63	3.1	9.3	11.7	98	4.57	A	A+	4.22	6.22	2062	1.19
	2.0+2.0+5.0+5.0	1.37	1.37	3.43	3.43	4.36	9.60	11.00	0.72	2.13	2.67	3.2	9.4	11.8	98	4.51	A	A+	4.13	6.22	2111	1.21
	2.0+2.5+2.5+2.5	2.01	2.53	2.53	2.53	3.15	9.60	10.71	0.56	2.27	2.72	2.5	10.1	12.1	98	4.23	A	A	3.98	6.23	2189	1.18
	2.0+2.5+2.5+3.5	1.82	2.29	2.29	3.20	3.42	9.60	10.72	0.60	2.27	2.71	2.7	10.1	12.0	98	4.23	A	A+	4.08	6.23	2140	1.17
	2.0+2.5+2.5+4.2	1.72	2.14	2.14	3.60	3.61	9.60	10.73	0.62	2.26	2.71	2.8	10.0	12.0	98	4.25	A	A+	4.08	6.23	2140	1.17
	2.0+2.5+2.5+5.0	1.60	2.00	2.00	4.00	3.82	9.60	10.86	0.65	2.18	2.72	2.9	9.7	12.1	98	4.40	A	A+	4.08	6.23	2140	1.17
	2.0+2.5+2.5+6.0	1.47	1.85	1.85	4.43	4.09	9.60	11.09	0.65	2.10	2.64	2.9	9.3	11.7	98	4.57	A	A+	4.17	6.22	2089	1.20
	2.0+2.5+2.5+7.1	1.37	1.70	1.70	4.83	4.39	9.60	11.12	0.69	2.09	2.63	3.1	9.3	11.7	98	4.59	A	A+	4.21	6.22	2070	1.20
	2.0+2.5+3.5+3.5	1.67	2.09	2.92	2.92	3.69	9.60	10.73	0.64	2.26	2.71	2.8	10.0	12.0	98	4.25	A	A+	4.14	6.22	2105	1.20
	2.0+2.5+3.5+4.2	1.58	1.97	2.75	3.30	3.88	9.60	10.74	0.66	2.26	2.71	2.9	10.0	12.0	98	4.25	A	A+	4.16	6.22	2092	1.20
	2.0+2.5+3.5+5.0	1.48	1.85	2.58	3.69	4.09	9.60	10.86	0.69	2.18	2.71	3.1	9.7	12.0	98	4.40	A	A+	4.14	6.22	2106	1.20
	2.0+2.5+3.5+6.0	1.38	1.71	2.40	4.11	4.36	9.60	11.09	0.70	2.10	2.63	3.1	9.3	11.7	98	4.57	A	A+	4.22	6.22	2062	1.19
	2.0+2.5+4.2+4.2	1.50	1.86	3.12	3.12	4.07	9.60	10.75	0.69	2.26	2.70	3.1	10.0	12.0	98	4.25	A	A+	4.17	6.22	2088	1.20
	2.0+2.5+4.2+5.0	1.41	1.75	2.94	3.50	4.28	9.60	10.87	0.71	2.17	2.71	3.1	9.6	12.0	98	4.42	A	A+	4.13	6.22	2107	1.20
	2.0+2.5+5.0+5.0	1.32	1.66	3.31	3.31	4.50	9.60	11.00	0.74	2.13	2.67	3.3	9.4	11.8	98	4.51	A	A+	4.13	6.22	2108	1.21
	2.0+3.5+3.5+3.5	1.53	2.69	2.69	2.69	3.96	9.60	10.74	0.69	2.26	2.71	3.1	10.0	12.0	98	4.25	A	A+	4.22	6.22	2066	1.20
	2.0+3.5+3.5+4.2	1.45	2.55	2.55	3.05	4.15	9.60	10.75	0.71	2.26	2.70	3.1	10.0	12.0	98	4.25	A	A+	4.22	6.22	2066	1.19
	2.0+3.5+3.5+5.0	1.37	2.40	2.40	3.43	4.36	9.60	10.87	0.74	2.17	2.71	3.3	9.6	12.0	98	4.42	A	A+	4.21	6.22	2071	1.20
	2.0+3.5+4.2+4.2	1.38	2.42	2.90	2.90	4.34	9.60	10.75	0.76	2.26	2.70	3.4	10.0	12.0	98	4.25	A	A+	4.24	6.22	2052	1.19
	2.5+2.5+2.5+2.5	2.40	2.40	2.40	2.40	3.28	9.60	10.71	0.58	2.27	2.72	2.6	10.1	12.1	98	4.23	A	A+	4.00	6.23	2181	1.17
	2.5+2.5+2.5+3.5	2.18	2.18	2.18	3.06	3.55	9.60	10.72	0.62	2.27	2.71	2.8	10.1	12.0	98	4.23	A	A+	4.08	6.23	2140	1.17
	2.5+2.5+2.5+4.2	2.05	2.05	2.05	3.45	3.74	9.60	10.73	0.64	2.26	2.71	2.8	10.0	12.0	98	4.25	A	A+	4.09	6.23	2135	1.17
	2.5+2.5+2.5+5.0	1.92	1.92	1.92	3.84	3.96	9.60	10.86	0.67	2.18	2.72	3.0	9.7	12.1	98	4.40	A	A+	4.08	6.23	2140	1.17
	2.5+2.5+2.5+6.0	1.78	1.78	1.78	4.26	4.23	9.60	11.09	0.68	2.10	2.64	3.0	9.3	11.7	98	4.57	A	A+	4.20	6.22	2074	1.20
	2.5+2.5+3.5+3.5	2.00	2.00	2.80	2.80	3.82	9.60	10.73	0.67	2.26	2.71	3.0	10.0	12.0	98	4.25	A	A+	4.16	6.22	2092	1.20
	2.5+2.5+3.5+4.2	1.89	1.89	2.65	3.17	4.01	9.60	10.74	0.69	2.26	2.71	3.1	10.0	12.0	98	4.25	A	A+	4.19	6.22	2078	1.20

Notes:
1. Cooling capacity is based on 27°CDB/19°CWB (Indoor temperature). 35°CDB (Outdoor temperature).
   Heating capacity is based on 20°CDB (Indoor temperature). 7°CDB/6°CWB (Outdoor temperature).
2. The total ability of connected indoor unit is up to 14.5kW.
3. It is impossible to connect the indoor unit for one room only.
4. The above is the value for connecting with the following indoor units.
   1.5kW: wall mounted CTXS-K series; 2.0, 2.5, 3.5, 4.2, 5.0kW: wall mounted FTXS-K series
   6.0, 7.1 kW class; wall mounted G series

Combination tables

Heating

Outdoor unit	Indoor unit	Heating capacity (kW)				Total capacity (kW)			Power input (kW)			Total current (A)			Power factor (%)	COP	Energy label	Seasonal data				
		A room	B room	C room	D room	Min.	Nom.	Max.	Min.	Nom.	Max.	Min.	Nom.	Max.				Label	SCOP	Pdesign	AEC	Back-up heater capacity at -10°C
4MXS80E	2.5+2.5+3.5+5.0	1.78	1.78	2.49	3.55	4.23	9.60	10.86	0.71	2.18	2.71	3.1	9.7	12.0	98	4.40	A	A+	4.14	6.22	2105	1.20
	2.5+2.5+3.5+6.0	1.66	1.66	2.32	3.96	4.50	9.60	11.09	0.72	2.10	2.63	3.2	9.3	11.7	98	4.57	A	A+	4.26	6.22	2047	1.19
	2.5+2.5+4.2+4.2	1.79	1.79	3.01	3.01	4.20	9.60	10.75	0.71	2.26	2.70	3.1	10.0	12.0	98	4.25	A	A+	4.19	6.22	2078	1.20
	2.5+2.5+4.2+5.0	1.69	1.69	2.85	3.37	4.42	9.60	10.87	0.76	2.17	2.71	3.4	9.6	12.0	98	4.42	A	A+	4.16	6.22	2092	1.20
	2.5+3.5+3.5+3.5	1.86	2.58	2.58	2.58	4.09	9.60	10.74	0.71	2.26	2.71	3.1	10.0	12.0	98	4.25	A	A+	4.22	6.22	2066	1.19
	2.5+3.5+3.5+4.2	1.76	2.45	2.45	2.94	4.28	9.60	10.75	0.74	2.26	2.70	3.3	10.0	12.0	98	4.25	A	A+	4.25	6.22	2051	1.19
	2.5+3.5+3.5+5.0	1.65	2.32	2.32	3.31	4.50	9.60	10.87	0.76	2.17	2.71	3.4	9.6	12.0	98	4.42	A	A+	4.22	6.22	2066	1.20
	2.5+3.5+4.2+4.2	1.67	2.33	2.80	2.80	4.47	9.60	10.75	0.78	2.26	2.70	3.5	10.0	12.0	98	4.25	A	A+	4.25	6.22	2051	1.19
	3.5+3.5+3.5+3.5	2.40	2.40	2.40	2.40	4.36	9.60	10.75	0.76	2.26	2.70	3.4	10.0	12.0	98	4.25	A	A+	4.31	6.22	2021	1.19

Notes:
1. Cooling capacity is based on 27°CDB/19°CWB (Indoor temperature). 35°CDB (Outdoor temperature).
   Heating capacity is based on 20°CDB (Indoor temperature). 7°CDB/6°CWB (Outdoor temperature).
2. The total ability of connected indoor unit is up to 14.5kW.
3. It is impossible to connect the indoor unit for one room only.
4. The above is the value for connecting with the following indoor units.
   1.5kW: wall mounted CTXS-K series; 2.0, 2.5, 3.5, 4.2, 5.0kW: wall mounted FTXS-K series
   6.0, 7.1 kW class; wall mounted G series

Combination tables

Cooling

Outdoor unit	Indoor unit	Cooling capacity (kW)					Total capacity (kW)			Power input (kW)			Total current (A)			Power factor (%)	EER	Energy label	AEC (kWh)	Seasonal data			
		A room	B room	C room	D room	E room	Min.	Nom.	Max.	Min.	Nom.	Max.	Min.	Nom.	Max.					Label	SEER	Pdesign	AEC
5MXS90E	1.5+1.5	1.50	1.50	---	---	---	2.03	3.00	4.03	0.46	0.78	1.14	2.0	3.5	5.1	98	3.85	A	390	A	5.26	3.00	200
	1.5+2.0	1.50	2.00	---	---	---	2.05	3.50	4.50	0.50	0.94	1.34	2.2	4.2	5.9	98	3.72	A	470	A	5.49	3.50	224
	1.5+2.5	1.50	2.50	---	---	---	2.11	4.00	4.96	0.46	1.06	1.38	2.0	4.7	6.1	98	3.77	A	530	A+	5.66	4.00	248
	1.5+3.5	1.50	3.50	---	---	---	2.22	5.00	5.82	0.46	1.43	1.79	2.0	6.3	7.9	98	3.50	A	715	A+	5.67	5.00	309
	1.5+4.2	1.50	4.20	---	---	---	2.29	5.70	6.37	0.46	1.75	2.09	2.0	7.8	9.3	98	3.26	A	875	A+	5.74	5.70	348
	1.5+5.0	1.50	5.00	---	---	---	2.38	6.50	6.97	0.50	2.10	2.42	2.2	9.3	10.7	98	3.10	B	1050	A+	5.74	6.50	397
	1.5+6.0	1.45	5.79	---	---	---	2.51	7.24	7.64	0.54	2.34	2.57	2.4	10.4	11.4	98	3.09	B	1170	A++	6.14	7.24	413
	1.5+7.1	1.33	6.30	---	---	---	2.67	7.63	8.29	0.57	2.57	3.00	2.5	11.4	13.3	98	2.97	C	1285	A+	6.08	7.63	439
	2.0+2.0	2.00	2.00	---	---	---	2.11	4.00	5.30	0.50	1.14	1.79	2.2	5.1	7.9	98	3.51	A	570	A+	5.68	4.00	247
	2.0+2.5	2.00	2.50	---	---	---	2.16	4.50	5.73	0.50	1.30	1.79	2.2	5.8	7.9	98	3.46	A	650	A+	5.80	4.50	272
	2.0+3.5	2.00	3.50	---	---	---	2.27	5.50	6.36	0.50	1.70	2.09	2.2	7.5	9.3	98	3.24	A	850	A+	5.77	5.50	334
	2.0+4.2	2.00	4.20	---	---	---	2.35	6.20	6.75	0.50	1.99	2.35	2.2	8.8	10.4	98	3.12	B	995	A+	5.86	6.20	371
	2.0+5.0	2.00	5.00	---	---	---	2.44	7.00	7.31	0.50	2.42	2.59	2.2	10.7	11.5	98	2.89	C	1210	A+	5.71	7.00	430
	2.0+6.0	1.86	5.56	---	---	---	2.58	7.42	7.96	0.54	2.45	2.81	2.4	10.9	12.5	98	3.03	B	1225	A++	6.10	7.42	426
	2.0+7.1	1.71	6.09	---	---	---	2.74	7.80	8.47	0.57	2.69	3.13	2.5	11.9	13.9	98	2.90	C	1345	A++	6.10	7.80	448
	2.5+2.5	2.50	2.50	---	---	---	2.22	5.00	6.20	0.46	1.39	1.99	2.0	6.2	8.8	98	3.60	A	695	A+	5.84	5.00	300
	2.5+3.5	2.50	3.50	---	---	---	2.33	6.00	6.60	0.50	1.89	2.25	2.2	8.4	10.0	98	3.17	B	945	A+	6.01	6.00	350
	2.5+4.2	2.50	4.20	---	---	---	2.41	6.70	7.11	0.50	2.30	2.57	2.2	10.2	11.4	98	2.91	C	1150	A+	5.82	6.70	404
	2.5+5.0	2.41	4.83	---	---	---	2.51	7.24	7.64	0.53	2.59	2.82	2.4	11.5	12.5	98	2.80	D	1295	A+	5.68	7.24	447
	2.5+6.0	2.23	5.36	---	---	---	2.66	7.59	8.25	0.57	2.57	3.00	2.5	11.4	13.3	98	2.95	C	1285	A++	6.12	7.59	435
	2.5+7.1	2.08	5.90	---	---	---	2.82	7.98	8.47	0.60	2.81	3.13	2.7	12.5	13.9	98	2.84	C	1405	A++	6.10	7.98	458
	3.5+3.5	3.50	3.50	---	---	---	2.44	7.00	7.31	0.53	2.52	2.69	2.4	11.2	11.9	98	2.78	D	1260	A+	5.67	7.00	433
	3.5+4.2	3.32	3.99	---	---	---	2.54	7.31	7.66	0.53	2.69	2.92	2.4	11.9	13.0	98	2.72	D	1345	A+	5.62	7.39	460
	3.5+5.0	3.13	4.46	---	---	---	2.66	7.59	7.83	0.57	2.82	2.94	2.5	12.5	13.0	98	2.69	D	1410	A	5.58	7.59	476
	3.5+6.0	2.93	5.01	---	---	---	2.80	7.94	8.45	0.60	2.81	3.13	2.7	12.5	13.9	98	2.83	C	1405	A+	6.03	7.94	461
	3.5+7.1	2.75	5.58	---	---	---	2.96	8.33	8.47	0.64	3.07	3.13	2.8	13.6	13.9	98	2.71	D	1535	A+	6.00	8.33	487
	4.2+4.2	3.78	3.78	---	---	---	2.64	7.56	7.67	0.56	2.86	2.92	2.5	12.7	13.0	98	2.64	D	1430	A+	5.66	7.40	458
	4.2+5.0	3.58	4.26	---	---	---	2.76	7.84	8.01	0.60	2.94	3.07	2.7	13.0	13.6	98	2.67	D	1470	A	5.56	7.70	485
	4.2+6.0	3.37	4.82	---	---	---	2.91	8.19	8.46	0.60	2.94	3.13	2.7	13.0	13.9	98	2.79	D	1470	A+	5.98	8.19	480
	4.2+7.1	3.19	5.39	---	---	---	3.07	8.58	8.66	0.64	3.26	3.26	2.8	14.5	14.5	98	2.63	D	1630	A+	6.01	8.34	486
	5.0+5.0	4.06	4.06	---	---	---	2.88	8.12	8.18	0.60	3.09	3.19	2.7	13.7	14.2	98	2.63	D	1545	A	5.55	8.12	513
	5.0+6.0	3.85	4.62	---	---	---	3.02	8.47	8.64	0.64	3.09	3.25	2.8	13.7	14.4	98	2.74	D	1545	A+	5.91	8.47	502
	5.0+7.1	3.66	5.20	---	---	---	3.19	8.86	8.88	0.67	3.36	3.39	3.0	14.9	15.0	98	2.64	D	1680	A+	5.90	8.86	526
	6.0+6.0	4.41	4.41	---	---	---	3.17	8.82	9.27	0.64	3.08	3.36	2.8	13.7	14.9	98	2.86	C	1540	A++	6.22	8.82	497
	6.0+7.1	4.12	4.88	---	---	---	3.33	9.00	9.29	0.68	3.08	3.36	3.0	13.7	14.9	98	2.92	C	1540	A++	6.21	9.00	508
	7.1+7.1	4.50	4.50	---	---	---	3.49	9.00	9.31	0.71	3.02	3.36	3.1	13.4	14.9	98	2.98	C	1510	A++	6.23	9.00	506
	1.5+1.5+1.5	1.50	1.50	1.50	---	---	2.16	4.50	5.40	0.47	1.05	1.39	2.1	4.7	6.2	98	4.29	A	525	A+	5.88	4.50	268
	1.5+1.5+2.0	1.50	1.50	2.00	---	---	2.22	5.00	5.82	0.47	1.22	1.57	2.1	5.4	7.0	98	4.10	A	610	A+	6.02	5.00	291
	1.5+1.5+2.5	1.50	1.50	2.50	---	---	2.27	5.50	6.22	0.47	1.43	1.76	2.1	6.3	7.8	98	3.85	A	715	A+	6.09	5.50	317
	1.5+1.5+3.5	1.50	1.50	3.50	---	---	2.38	6.50	6.97	0.50	1.91	2.17	2.2	8.5	9.6	98	3.40	A	955	A++	6.12	6.50	372
	1.5+1.5+4.2	1.49	1.49	4.17	---	---	2.46	7.14	7.45	0.50	2.28	2.45	2.2	10.1	10.9	98	3.13	B	1140	A+	6.06	7.14	413
	1.5+1.5+5.0	1.39	1.39	4.64	---	---	2.58	7.42	7.96	0.54	2.35	2.71	2.4	10.4	12.0	98	3.16	B	1175	A+	6.04	7.42	430
	1.5+1.5+6.0	1.30	1.30	5.18	---	---	2.73	7.77	8.53	0.58	2.38	2.82	2.6	10.6	12.5	98	3.26	A	1190	A++	6.32	7.77	430
	1.5+1.5+7.1	1.21	1.21	5.74	---	---	2.89	8.16	9.07	0.61	2.56	3.22	2.7	11.4	14.3	98	3.19	B	1280	A++	6.32	8.16	452
	1.5+2.0+2.0	1.50	2.00	2.00	---	---	2.27	5.50	6.22	0.50	1.43	1.76	2.2	6.3	7.8	98	3.85	A	715	A++	6.13	5.50	315
	1.5+2.0+2.5	1.50	2.00	2.50	---	---	2.33	6.00	6.60	0.47	1.66	1.96	2.1	7.4	8.7	98	3.61	A	830	A++	6.17	6.00	341
	1.5+2.0+3.5	1.50	2.00	3.50	---	---	2.44	7.00	7.31	0.50	2.17	2.40	2.2	9.6	10.6	98	3.23	A	1085	A++	6.14	7.00	399
	1.5+2.0+4.2	1.42	1.90	3.99	---	---	2.54	7.31	7.77	0.54	2.40	2.69	2.4	10.6	11.9	98	3.05	B	1200	A++	6.11	7.31	419
	1.5+2.0+5.0	1.34	1.79	4.46	---	---	2.66	7.59	8.25	0.54	2.47	2.89	2.4	11.0	12.8	98	3.07	B	1235	A+	6.08	7.59	437
	1.5+2.0+6.0	1.25	1.67	5.01	---	---	2.80	7.94	8.78	0.58	2.44	3.01	2.6	10.8	13.4	98	3.25	A	1220	A++	6.32	7.94	440
	1.5+2.0+7.1	1.18	1.57	5.58	---	---	2.96	8.33	9.12	0.61	2.69	3.22	2.7	11.9	14.3	98	3.10	B	1345	A++	6.31	8.33	462
	1.5+2.5+2.5	1.50	2.50	2.50	---	---	2.38	6.50	6.97	0.50	1.91	2.17	2.2	8.5	9.6	98	3.40	A	955	A++	6.25	6.50	364
	1.5+2.5+3.5	1.45	2.41	3.38	---	---	2.51	7.24	7.64	0.54	2.34	2.57	2.4	10.4	11.4	98	3.09	B	1170	A++	6.11	7.24	416
	1.5+2.5+4.2	1.37	2.28	3.84	---	---	2.61	7.49	8.08	0.54	2.45	2.88	2.4	10.9	12.8	98	3.06	B	1225	A+	6.09	7.49	431
	1.5+2.5+5.0	1.30	2.16	4.32	---	---	2.73	7.77	8.53	0.57	2.59	3.09	2.5	11.5	13.7	98	3.00	C	1295	A+	6.07	7.77	449
	1.5+2.5+6.0	1.22	2.03	4.87	---	---	2.88	8.12	9.03	0.58	2.56	3.22	2.6	11.4	14.3	98	3.17	B	1280	A++	6.32	8.12	450
	1.5+2.5+7.1	1.15	1.92	5.44	---	---	3.04	8.51	9.30	0.61	2.82	3.36	2.7	12.5	14.9	98	3.02	B	1410	A++	6.28	8.51	475
	1.5+3.5+3.5	1.34	3.13	3.13	---	---	2.66	7.59	8.25	0.57	2.57	3.00	2.5	11.4	13.3	98	2.95	C	1285	A+	6.02	7.59	441
	1.5+3.5+4.2	1.28	2.98	3.58	---	---	2.76	7.84	8.48	0.57	2.69	3.13	2.5	11.9	13.9	98	2.91	C	1345	A+	5.99	7.84	459
	1.5+3.5+5.0	1.22	2.84	4.06	---	---	2.88	8.12	8.66	0.61	2.83	3.16	2.7	12.6	14.0	98	2.87	C	1415	A+	5.93	8.12	480
	1.5+3.5+6.0	1.16	2.70	4.62	---	---	3.02	8.47	9.11	0.61	2.82	3.22	2.7	12.5	14.3	98	3.00	B	1410	A++	6.25	8.47	475
	1.5+3.5+7.1	1.10	2.56	5.20	---	---	3.19	8.86	9.31	0.64	3.08	3.36	2.8	13.7	14.9	98	2.88	C	1540	A++	6.18	8.86	502
	1.5+4.2+4.2	1.23	3.43	3.43	---	---	2.86	8.09	8.49	0.60	2.88	3.13	2.7	12.8	13.9	98	2.81	C	1440	A+	5.97	8.09	475
	1.5+4.2+5.0	1.17	3.29	3.91	---	---	2.98	8.37	8.67	0.61	2.96	3.16	2.7	13.1	14.0	98	2.83	C	1480	A+	5.92	8.37	496
	1.5+4.2+6.0	1.12	3.13	4.47	---	---	3.13	8.72	9.30	0.64	2.95	3.36	2.8	13.1	14.9	98	2.96	C	1475	A++	6.17	8.72	495
	1.5+4.2+7.1	1.05	2.95	4.99	---	---	3.29	9.00	9.32	0.68	3.15	3.36	3.0	14.0	14.9	98	2.86	C	1575	A++	6.17	9.00	511
	1.5+5.0+5.0	1.13	3.76	3.76	---	---	3.10	8.65	9.02	0.64	3.05	3.32	2.8	13.5	14.7	98	2.84	C	1525	A+	5.83	8.65	520
	1.5+5.0+6.0	1.08	3.60	4.32	---	---	3.24	9.00	9.47	0.64	2.97	3.39	2.8	13.2	15.0	98	3.03	B	1485	A++	6.15	9.00	513
	1.5+5.0+7.1	0.99	3.31	4.70	---	---	3.41	9.00	9.49	0.68	2.90	3.39	3.0	12.9	15.0	98	3.10	B	1450	A++	6.17	9.00	511
	1.5+6.0+6.0	1.00	4.00	4.00	---	---	3.39	9.00	9.93	0.68	2.68	3.46	3.0	11.9	15.4	98	3.36	A	1340	A++	6.37	9.00	495
	1.5+6.0+7.1	0.92	3.70	4.38	---	---	3.55	9.00	9.95	0.71	2.61	3.46	3.1	11.6	15.4	98	3.45	A	1305	A++	6.39	9.00	493
	2.0+2.0+2.0	2.00	2.00	2.00	---	---	2.33	6.00	6.63	0.50	1.66	1.96	2.2	7.4	8.7	98	3.61	A	830	A++	6.19	6.00	340
	2.0+2.0+2.5	2.00	2.00	2.50	---	---	2.38	6.50	6.97	0.50	1.91	2.17	2.2	8.5	9.6	98	3.40	A	955	A++	6.30	6.50	361
	2.0+2.0+3.5	1.93	1.93	3.38	---	---	2.51	7.24	7.64	0.54	2.34	2.57	2.4	10.4	11.4	98	3.09	B	1170	A++	6.15	7.24	413
	2.0+2.0+4.2	1.83	1.83	3.83	---	---	2.61	7.49	8.08	0.54	2.45	2.88	2.4	10.9	12.8	98	3.06	B	1225	A++	6.14	7.49	428
	2.0+2.0+5.0	1.72	1.72	4.33	---	---	2.73	7.77	8.53	0.57	2.59	3.09	2.5	11.5	13.7	98	3.00	C	1295	A++	6.11	7.77	446
	2.0+2.0+6.0	1.62	1.62	4.88	---	---	2.88	8.12	9.03	0.58	2.56	3.22	2.6	11.4	14.3	98	3.17	B	1280	A++	6.37	8.12	447
	2.0+2.0+7.1	1.53	1.53	5.45	---	---	3.04	8.51	9.30	0.61	2.82	3.36	2.7	12.5	14.9	98	3.02	B	1410	A++	6.35	8.51	469
	2.0+2.5+2.5	2.00	2.50	2.50	---	---	2.44	7.00	7.31	0.50	2.17	2.40	2.2	9.6	10.6	98	3.23	A	1085	A++	6.26	7.00	392
	2.0+2.5+3.5	1.86	2.32	3.24	---	---	2.58	7.42	7.96	0.54	2.45	2.81	2.4	10.9	12.5	98	3.03	B	1225	A++	6.13	7.42	424
	2.0+2.5+4.2	1.76	2.20	3.70	---	---	2.69	7.66	8.36	0.57	2.57	3.07	2.5	11.4	13.6	98	2.98	C	1285	A++	6.13	7.66	438
	2.0+2.5+5.0	1.67	2.09	4.18	---	---	2.80	7.94	8.65	0.57	2.71	3.15	2.5	12.0	14.0	98	2.93	C	1355	A+	6.05	7.94	460
	2.0+2.5+6.0	1.58	1.98	4.74	---	---	2.95	8.30	9.10	0.61	2.69	3.22	2.7	11.9	14.3	98	3.09	B	1345	A++	6.36	8.30	458

Notes:
1. Cooling capacity is based on 27°CDB/19°CWB (Indoor temperature). 35°CDB (Outdoor temperature).
   Heating capacity is based on 20°CDB (Indoor temperature). 7°CDB/6°CWB (Outdoor temperature).
2. The total ability of connected indoor unit is up to 14.5kW.
3. It is impossible to connect the indoor unit for one room only.
4. The above is the value for connecting with the following indoor units.
   1.5kW: wall mounted CTXS-K series; 2.0, 2.5, 3.5, 4.2, 5.0kW: wall mounted FTXS-K series
   6.0, 7.1 kW class; wall mounted G series

Combination tables

Cooling

Outdoor unit	Indoor unit	Cooling capacity (kW)					Total capacity (kW)			Power input (kW)			Total current (A)			Power factor (%)	EER	Energy label	AEC (kWh)	Seasonal data			
		A room	B room	C room	D room	E room	Min.	Nom.	Max.	Min.	Nom.	Max.	Min.	Nom.	Max.					Label	SEER	Pdesign	AEC
5MXS90E	2.0+2.5+7.1	1.50	1.87	5.31	---	---	3.11	8.68	9.30	0.64	2.95	3.36	2.8	13.1	14.9	98	2.94	C	1475	A++	6.29	8.68	484
	2.0+3.5+3.5	1.73	3.02	3.02	---	---	2.73	7.77	8.47	0.57	2.69	3.13	2.5	11.9	13.9	98	2.89	C	1345	A+	6.05	7.77	450
	2.0+3.5+4.2	1.65	2.89	3.47	---	---	2.83	8.01	8.48	0.60	2.81	3.13	2.7	12.5	13.9	98	2.85	C	1405	A+	5.99	8.01	469
	2.0+3.5+5.0	1.58	2.77	3.95	---	---	2.95	8.30	8.66	0.61	2.96	3.16	2.7	13.1	14.0	98	2.80	C	1480	A+	5.96	8.30	488
	2.0+3.5+6.0	1.50	2.63	4.52	---	---	3.10	8.65	9.29	0.64	2.95	3.36	2.8	13.1	14.9	98	2.93	C	1475	A++	6.21	8.65	488
	2.0+3.5+7.1	1.43	2.50	5.07	---	---	3.26	9.00	9.31	0.68	3.15	3.36	3.0	14.0	14.9	98	2.86	C	1575	A++	6.19	9.00	509
	2.0+4.2+4.2	1.58	3.34	3.34	---	---	2.94	8.26	8.49	0.60	3.00	3.13	2.7	13.3	13.9	98	2.75	D	1500	A+	6.01	8.15	475
	2.0+4.2+5.0	1.53	3.20	3.81	---	---	3.05	8.54	8.84	0.64	3.09	3.29	2.8	13.7	14.6	98	2.76	D	1545	A+	5.93	8.54	505
	2.0+4.2+6.0	1.46	3.06	4.37	---	---	3.20	8.89	9.30	0.64	3.08	3.36	2.8	13.7	14.9	98	2.89	C	1540	A++	6.19	8.89	503
	2.0+4.2+7.1	1.36	2.84	4.80	---	---	3.36	9.00	9.32	0.68	3.15	3.36	3.0	14.0	14.9	98	2.86	C	1575	A++	6.19	9.00	509
	2.0+5.0+5.0	1.46	3.68	3.68	---	---	3.17	8.82	9.02	0.64	3.18	3.32	2.8	14.1	14.7	98	2.77	D	1590	A+	5.86	8.82	528
	2.0+5.0+6.0	1.39	3.46	4.15	---	---	3.32	9.00	9.47	0.68	2.97	3.39	3.0	13.2	15.0	98	3.03	B	1485	A++	6.18	9.00	510
	2.0+5.0+7.1	1.28	3.19	4.53	---	---	3.48	9.00	9.49	0.71	2.90	3.39	3.1	12.9	15.0	98	3.10	B	1450	A++	6.19	9.00	509
	2.0+6.0+6.0	1.28	3.86	3.86	---	---	3.46	9.00	9.93	0.68	2.68	3.46	3.0	11.9	15.4	98	3.36	A	1340	A++	6.39	9.00	493
	2.0+6.0+7.1	1.19	3.58	4.23	---	---	3.63	9.00	10.40	0.71	2.61	4.00	3.1	11.6	17.7	98	3.45	A	1305	A++	6.40	9.00	493
	2.5+2.5+2.5	2.41	2.41	2.41	---	---	2.51	7.23	7.64	0.54	2.34	2.57	2.4	10.4	11.4	98	3.09	B	1170	A++	6.23	7.23	407
	2.5+2.5+3.5	2.23	2.23	3.13	---	---	2.66	7.59	8.25	0.57	2.57	3.00	2.5	11.4	13.3	98	2.95	C	1285	A++	6.13	7.59	434
	2.5+2.5+4.2	2.13	2.13	3.58	---	---	2.76	7.84	8.47	0.57	2.69	3.13	2.5	11.9	13.9	98	2.91	C	1345	A++	6.11	7.84	450
	2.5+2.5+5.0	2.03	2.03	4.06	---	---	2.88	8.12	8.65	0.61	2.83	3.15	2.7	12.6	14.0	98	2.87	C	1415	A+	6.06	8.12	470
	2.5+2.5+6.0	1.93	1.93	4.61	---	---	3.02	8.47	9.10	0.61	2.82	3.22	2.7	12.5	14.3	98	3.00	B	1410	A++	6.34	8.47	468
	2.5+2.5+7.1	1.83	1.83	5.20	---	---	3.19	8.86	9.30	0.64	3.08	3.36	2.8	13.7	14.9	98	2.88	C	1540	A++	6.27	8.86	495
	2.5+3.5+3.5	2.08	2.93	2.93	---	---	2.80	7.94	8.47	0.60	2.75	3.13	2.7	12.2	13.9	98	2.89	C	1375	A+	6.01	7.94	463
	2.5+3.5+4.2	2.01	2.81	3.37	---	---	2.91	8.19	8.48	0.60	2.94	3.13	2.7	13.0	13.9	98	2.79	D	1470	A+	5.98	8.19	480
	2.5+3.5+5.0	1.93	2.70	3.84	---	---	3.02	8.47	8.66	0.64	3.02	3.16	2.8	13.4	14.0	98	2.80	C	1510	A+	5.95	8.47	499
	2.5+3.5+6.0	1.84	2.57	4.41	---	---	3.17	8.82	9.29	0.64	3.01	3.36	2.8	13.4	14.9	98	2.93	C	1505	A++	6.19	8.82	499
	2.5+3.5+7.1	1.72	2.40	4.88	---	---	3.33	9.00	9.31	0.68	3.15	3.36	3.0	14.0	14.9	98	2.86	C	1575	A++	6.19	9.00	509
	2.5+4.2+4.2	1.94	3.25	3.25	---	---	3.01	8.44	8.44	0.64	3.13	3.13	2.8	13.9	13.9	98	2.70	D	1565	A+	5.98	8.20	480
	2.5+4.2+5.0	1.86	3.13	3.73	---	---	3.13	8.72	8.84	0.64	3.22	3.29	2.8	14.3	14.6	98	2.71	D	1610	A+	5.93	8.55	505
	2.5+4.2+6.0	1.77	2.98	4.25	---	---	3.27	9.00	9.30	0.68	3.15	3.36	3.0	14.0	14.9	98	2.86	C	1575	A++	6.18	9.00	510
	2.5+4.2+7.1	1.63	2.74	4.63	---	---	3.44	9.00	9.32	0.71	3.15	3.36	3.1	14.0	14.9	98	2.86	C	1575	A++	6.19	9.00	509
	2.5+5.0+5.0	1.80	3.60	3.60	---	---	3.24	9.00	9.02	0.67	3.32	3.37	3.0	14.7	15.0	98	2.71	D	1660	A+	5.88	9.00	537
	2.5+5.0+6.0	1.67	3.33	4.00	---	---	3.39	9.00	9.47	0.68	3.04	3.39	3.0	13.5	15.0	98	2.96	C	1520	A++	6.18	9.00	510
	2.5+5.0+7.1	1.54	3.08	4.38	---	---	3.55	9.00	9.49	0.71	2.97	3.39	3.1	13.2	15.0	98	3.03	B	1485	A++	6.19	9.00	509
	2.5+6.0+6.0	1.56	3.72	3.72	---	---	3.54	9.00	9.93	0.71	2.75	3.46	3.1	12.2	15.4	98	3.27	A	1375	A++	6.39	9.00	493
	2.5+6.0+7.1	1.44	3.46	4.10	---	---	3.70	9.00	10.40	0.71	2.68	4.00	3.1	11.9	17.7	98	3.36	A	1340	A++	6.40	9.00	493
	3.5+3.5+3.5	2.77	2.77	2.77	---	---	2.95	8.31	8.60	0.64	3.07	3.26	2.8	13.6	14.5	98	2.71	D	1535	A+	5.92	8.31	491
	3.5+3.5+4.2	2.67	2.67	3.20	---	---	3.05	8.54	8.66	0.64	3.20	3.26	2.8	14.2	14.5	98	2.67	D	1600	A+	5.91	8.45	501
	3.5+3.5+5.0	2.57	2.57	3.68	---	---	3.17	8.82	8.84	0.67	3.29	3.32	3.0	14.6	14.7	98	2.68	D	1645	A+	5.81	8.82	532
	3.5+3.5+6.0	2.42	2.42	4.16	---	---	3.32	9.00	9.30	0.68	3.08	3.36	3.0	13.7	14.9	98	2.92	C	1540	A++	6.12	9.00	515
	3.5+3.5+7.1	2.23	2.23	4.54	---	---	3.48	9.00	9.32	0.71	3.02	3.36	3.1	13.4	14.9	98	2.98	C	1510	A++	6.18	9.00	510
	3.5+4.2+4.2	2.59	3.10	3.10	---	---	3.16	8.79	8.79	0.67	3.26	3.26	3.0	14.5	14.5	98	2.70	D	1630	A+	5.91	8.46	501
	3.5+4.2+5.0	2.48	2.98	3.54	---	---	3.27	9.00	9.00	0.67	3.29	3.29	3.0	14.6	14.6	98	2.74	D	1645	A+	5.83	8.83	531
	3.5+4.2+6.0	2.30	2.76	3.94	---	---	3.42	9.00	9.31	0.71	3.15	3.36	3.1	14.0	14.9	98	2.86	C	1575	A++	6.13	9.00	515
	3.5+4.2+7.1	2.13	2.55	4.32	---	---	3.58	9.00	9.81	0.75	3.15	3.95	3.3	14.0	17.5	98	2.86	C	1575	A++	6.21	9.00	508
	3.5+5.0+5.0	2.34	3.33	3.33	---	---	3.39	9.00	9.02	0.71	3.32	3.35	3.1	14.7	14.9	98	2.71	D	1660	A+	5.83	9.00	541
	3.5+5.0+6.0	2.18	3.10	3.72	---	---	3.54	9.00	9.48	0.71	3.04	3.39	3.1	13.5	15.0	98	2.96	C	1520	A++	6.12	9.00	515
	3.5+5.0+7.1	2.02	2.88	4.10	---	---	3.70	9.00	9.94	0.75	2.97	3.91	3.3	13.2	17.3	98	3.03	B	1485	A++	6.20	9.00	508
	3.5+6.0+6.0	2.04	3.48	3.48	---	---	3.69	9.00	10.38	0.71	2.75	4.00	3.1	12.2	17.7	98	3.27	A	1375	A++	6.33	9.00	498
	4.2+4.2+4.2	3.00	3.00	3.00	---	---	3.26	9.00	9.00	0.71	3.27	3.27	3.1	14.5	14.5	98	2.75	D	1635	A+	5.92	8.47	501
	4.2+4.2+5.0	2.82	2.82	3.36	---	---	3.38	9.00	9.08	0.71	3.29	3.29	3.1	14.6	14.6	98	2.74	D	1645	A+	5.84	8.84	530
	4.2+4.2+6.0	2.63	2.63	3.74	---	---	3.52	9.00	9.32	0.71	3.15	3.36	3.1	14.0	14.9	98	2.86	C	1575	A++	6.13	9.00	514
	4.2+4.2+7.1	2.44	2.44	4.12	---	---	3.69	9.00	9.82	0.75	3.16	3.95	3.3	14.0	17.5	98	2.85	C	1580	A++	6.21	9.00	508
	4.2+5.0+5.0	2.66	3.17	3.17	---	---	3.49	9.00	9.03	0.74	3.32	3.32	3.3	14.7	14.7	98	2.71	D	1660	A+	5.83	9.00	541
	4.2+5.0+6.0	2.49	2.96	3.55	---	---	3.64	9.00	9.98	0.75	3.04	3.98	3.3	13.5	17.7	98	2.96	C	1520	A++	6.13	9.00	514
	5.0+5.0+5.0	3.00	3.00	3.00	---	---	3.61	9.00	9.78	0.75	3.21	4.07	3.3	14.2	18.1	98	2.80	C	1605	A+	5.80	9.00	544
	1.5+1.5+1.5+1.5	1.50	1.50	1.50	1.50	---	2.33	6.00	6.60	0.48	1.39	1.62	2.1	6.2	7.2	98	4.32	A	695	A++	6.20	6.00	339
	1.5+1.5+1.5+2.0	1.50	1.50	1.50	2.00	---	2.38	6.50	6.97	0.51	1.58	1.82	2.3	7.0	8.1	98	4.11	A	790	A++	6.27	6.50	363
	1.5+1.5+1.5+2.5	1.50	1.50	1.50	2.50	---	2.44	7.00	7.31	0.51	1.82	1.98	2.3	8.1	8.8	98	3.85	A	910	A++	6.32	7.00	388
	1.5+1.5+1.5+3.5	1.39	1.39	1.39	3.25	---	2.58	7.42	7.96	0.54	2.04	2.32	2.4	9.1	10.3	98	3.64	A	1020	A++	6.26	7.42	415
	1.5+1.5+1.5+4.2	1.32	1.32	1.32	3.70	---	2.69	7.66	8.36	0.54	2.26	2.69	2.4	10.0	11.9	98	3.39	A	1130	A++	6.27	7.66	428
	1.5+1.5+1.5+5.0	1.25	1.25	1.25	4.18	---	2.80	7.94	8.78	0.58	2.33	2.90	2.6	10.3	12.9	98	3.41	A	1165	A++	6.20	7.94	449
	1.5+1.5+1.5+6.0	1.19	1.19	1.19	4.74	---	2.95	8.30	9.25	0.58	2.36	2.95	2.6	10.5	13.1	98	3.52	A	1180	A++	6.39	8.30	455
	1.5+1.5+1.5+7.1	1.12	1.12	1.12	5.31	---	3.11	8.68	9.67	0.61	2.62	3.24	2.7	11.6	14.4	98	3.31	A	1310	A++	6.37	8.68	477
	1.5+1.5+2.0+2.0	1.50	1.50	2.00	2.00	---	2.44	7.00	7.31	0.51	1.82	1.98	2.3	8.1	8.8	98	3.85	A	910	A++	6.35	7.00	386
	1.5+1.5+2.0+2.5	1.45	1.45	1.93	2.41	---	2.51	7.24	7.64	0.51	1.93	2.15	2.3	8.6	9.5	98	3.75	A	965	A++	6.37	7.24	398
	1.5+1.5+2.0+3.5	1.34	1.34	1.79	3.13	---	2.66	7.59	8.25	0.54	2.09	2.50	2.4	9.3	11.1	98	3.63	A	1045	A++	6.28	7.59	424
	1.5+1.5+2.0+4.2	1.28	1.28	1.70	3.58	---	2.76	7.84	8.63	0.58	2.38	2.88	2.6	10.6	12.8	98	3.29	A	1190	A++	6.28	7.84	438
	1.5+1.5+2.0+5.0	1.22	1.22	1.62	4.06	---	2.88	8.12	9.03	0.58	2.45	3.11	2.6	10.9	13.8	98	3.31	A	1225	A++	6.22	8.12	457
	1.5+1.5+2.0+6.0	1.16	1.16	1.54	4.62	---	3.02	8.47	9.45	0.61	2.49	3.09	2.7	11.0	13.7	98	3.40	A	1245	A++	6.39	8.47	464
	1.5+1.5+2.0+7.1	1.10	1.10	1.46	5.20	---	3.19	8.86	9.84	0.65	2.68	3.39	2.9	11.9	15.0	98	3.31	A	1340	A++	6.37	8.86	487
	1.5+1.5+2.5+2.5	1.39	1.39	2.32	2.32	---	2.58	7.42	7.96	0.54	2.04	2.32	2.4	9.1	10.3	98	3.64	A	1020	A++	6.36	7.42	409
	1.5+1.5+2.5+3.5	1.30	1.30	2.16	3.02	---	2.73	7.77	8.53	0.58	2.32	2.82	2.6	10.3	12.5	98	3.35	A	1160	A++	6.24	7.78	437
	1.5+1.5+2.5+4.2	1.24	1.24	2.06	3.47	---	2.83	8.01	8.88	0.58	2.50	3.08	2.6	11.1	13.7	98	3.20	A	1250	A++	6.28	8.01	447
	1.5+1.5+2.5+5.0	1.19	1.19	1.98	3.95	---	2.95	8.30	9.25	0.61	2.58	3.25	2.7	11.4	14.4	98	3.22	A	1290	A++	6.22	8.30	468
	1.5+1.5+2.5+6.0	1.13	1.13	1.88	4.51	---	3.10	8.65	9.64	0.61	2.55	3.24	2.7	11.3	14.4	98	3.39	A	1275	A++	6.37	8.65	475
	1.5+1.5+2.5+7.1	1.07	1.07	1.79	5.07	---	3.26	9.00	9.96	0.65	2.81	3.46	2.9	12.5	15.4	98	3.20	A	1405	A++	6.36	9.00	496
	1.5+1.5+3.5+3.5	1.22	1.22	2.84	2.84	---	2.88	8.12	9.03	0.58	2.56	3.15	2.6	11.4	14.0	98	3.17	B	1280	A++	6.21	8.12	458
	1.5+1.5+3.5+4.2	1.17	1.17	2.74	3.29	---	2.98	8.37	9.14	0.61	2.69	3.22	2.7	11.9	14.3	98	3.11	B	1345	A++	6.18	8.37	475
	1.5+1.5+3.5+5.0	1.13	1.13	2.63	3.76	---	3.10	8.65	9.49	0.64	2.84	3.39	2.8	12.6	15.0	98	3.05	B	1420	A++	6.13	8.65	494
	1.5+1.5+3.5+6.0	1.08	1.08	2.52	4.32	---	3.24	9.00	9.95	0.64	2.75	3.46	2.8	12.2	15.4	98	3.27	A	1375	A++	6.30	9.00	501
	1.5+1.5+3.5+7.1	0.99	0.99	2.32	4.70	---	3.41	9.00	9.97	0.68	2.68	3.46	3.0	11.9	15.4	98	3.36	A	1340	A++	6.30	9.00	501
	1.5+1.5+4.2+4.2	1.13	1.13	3.17	3.17	---	3.08	8.61	9.33	0.64	2.89	3.36	2.8	12.8	14.9	98	2.98	C	1445	A++	6.13	8.61	492
	1.5+1.5+4.2+5.0	1.09	1.09	3.06	3.64	---	3.20	8.89	9.50	0.64	2.97	3.39	2.8	13.2	15.0	98	2.99	C	1485	A++	6.11	8.89	510

Notes:
1. Cooling capacity is based on 27°CDB/19°CWB (Indoor temperature). 35°CDB (Outdoor temperature).
   Heating capacity is based on 20°CDB (Indoor temperature). 7°CDB/6°CWB (Outdoor temperature).
2. The total ability of connected indoor unit is up to 14.5kW.
3. It is impossible to connect the indoor unit for one room only.
4. The above is the value for connecting with the following indoor units.
   1.5kW: wall mounted CTXS-K series; 2.0, 2.5, 3.5, 4.2, 5.0kW: wall mounted FTXS-K series
   6.0, 7.1 kW class; wall mounted G series

Combination tables

Cooling

Outdoor unit	Indoor unit	Cooling capacity (kW)					Total capacity (kW)			Power input (kW)			Total current (A)			Power factor (%)	EER	Energy label	AEC (kWh)	Seasonal data			
		A room	B room	C room	D room	E room	Min.	Nom.	Max.	Min.	Nom.	Max.	Min.	Nom.	Max.					Label	SEER	Pdesign	AEC
5MXS90E	1.5+1.5+4.2+6.0	1.02	1.02	2.86	4.09	---	3.35	9.00	9.96	0.65	2.81	3.46	2.9	12.5	15.4	98	3.20	A	1405	A++	6.30	9.00	501
	1.5+1.5+4.2+7.1	0.94	0.94	2.64	4.47	---	3.51	9.00	9.98	0.68	2.75	3.46	3.0	12.2	15.4	98	3.27	A	1375	A++	6.30	9.00	501
	1.5+1.5+5.0+5.0	1.04	1.04	3.46	3.46	---	3.32	9.00	9.68	0.68	2.92	3.42	3.0	13.0	15.2	98	3.08	B	1460	A+	6.09	9.00	518
	1.5+1.5+5.0+6.0	0.96	0.96	3.21	3.86	---	3.46	9.00	10.14	0.68	2.70	3.49	3.0	12.0	15.5	98	3.33	A	1350	A++	6.30	9.00	501
	1.5+1.5+5.0+7.1	0.89	0.89	2.98	4.23	---	3.63	9.00	10.46	0.71	2.70	3.88	3.1	12.0	17.2	98	3.33	A	1350	A++	6.30	9.00	501
	1.5+1.5+6.0+6.0	0.90	0.90	3.60	3.60	---	3.61	9.00	10.45	0.68	2.46	3.48	3.0	10.9	15.4	98	3.66	A	1230	A++	6.32	9.00	499
	1.5+2.0+2.0+2.0	1.45	1.93	1.93	1.93	---	2.51	7.24	7.64	0.51	1.93	2.15	2.3	8.6	9.5	98	3.75	A	965	A++	6.42	7.24	395
	1.5+2.0+2.0+2.5	1.39	1.86	1.86	2.32	---	2.58	7.42	7.96	0.54	2.04	2.32	2.4	9.1	10.3	98	3.64	A	1020	A++	6.41	7.42	406
	1.5+2.0+2.0+3.5	1.30	1.73	1.73	3.02	---	2.73	7.77	8.53	0.58	2.21	2.63	2.6	9.8	11.7	98	3.52	A	1105	A++	6.29	7.78	433
	1.5+2.0+2.0+4.2	1.24	1.65	1.65	3.47	---	2.83	8.01	8.88	0.58	2.50	3.08	2.6	11.1	13.7	98	3.20	A	1250	A++	6.29	8.01	447
	1.5+2.0+2.0+5.0	1.19	1.58	1.58	3.95	---	2.95	8.30	9.25	0.61	2.58	3.25	2.7	11.4	14.4	98	3.22	A	1290	A++	6.28	8.30	463
	1.5+2.0+2.0+6.0	1.13	1.50	1.50	4.51	---	3.10	8.65	9.64	0.61	2.55	3.24	2.7	11.3	14.4	98	3.39	A	1275	A++	6.38	8.65	475
	1.5+2.0+2.0+7.1	1.07	1.43	1.43	5.07	---	3.26	9.00	9.96	0.65	2.81	3.46	2.9	12.5	15.4	98	3.20	A	1405	A++	6.37	9.00	495
	1.5+2.0+2.5+2.5	1.34	1.79	2.23	2.23	---	2.66	7.59	8.25	0.54	2.09	2.50	2.4	9.3	11.1	98	3.63	A	1045	A++	6.40	7.59	415
	1.5+2.0+2.5+3.5	1.25	1.67	2.09	2.93	---	2.80	7.94	8.78	0.58	2.44	3.02	2.6	10.8	13.4	98	3.25	A	1220	A++	6.31	7.94	441
	1.5+2.0+2.5+4.2	1.20	1.61	2.01	3.37	---	2.91	8.19	9.12	0.61	2.63	3.22	2.7	11.7	14.3	98	3.11	B	1315	A++	6.30	8.19	455
	1.5+2.0+2.5+5.0	1.16	1.54	1.93	3.85	---	3.02	8.47	9.30	0.61	2.71	3.25	2.7	12.0	14.4	98	3.13	B	1355	A++	6.26	8.47	474
	1.5+2.0+2.5+6.0	1.10	1.47	1.84	4.41	---	3.17	8.82	9.81	0.64	2.68	3.38	2.8	11.9	15.0	98	3.29	A	1340	A++	6.39	8.82	484
	1.5+2.0+2.5+7.1	1.03	1.37	1.72	4.88	---	3.33	9.00	9.96	0.65	2.81	3.46	2.9	12.5	15.4	98	3.20	A	1405	A++	6.37	9.00	495
	1.5+2.0+3.5+3.5	1.19	1.58	2.77	2.77	---	2.95	8.30	9.13	0.61	2.69	3.22	2.7	11.9	14.3	98	3.09	B	1345	A++	6.21	8.30	468
	1.5+2.0+3.5+4.2	1.14	1.53	2.67	3.20	---	3.05	8.54	9.32	0.61	2.82	3.36	2.7	12.5	14.9	98	3.03	B	1410	A++	6.21	8.54	482
	1.5+2.0+3.5+5.0	1.10	1.47	2.57	3.68	---	3.17	8.82	9.49	0.64	2.90	3.39	2.8	12.9	15.0	98	3.04	B	1450	A++	6.13	8.82	504
	1.5+2.0+3.5+6.0	1.04	1.38	2.42	4.15	---	3.32	9.00	9.95	0.64	2.75	3.46	2.8	12.2	15.4	98	3.27	A	1375	A++	6.30	9.00	501
	1.5+2.0+3.5+7.1	0.96	1.28	2.23	4.53	---	3.48	9.00	9.97	0.68	2.68	3.46	3.0	11.9	15.4	98	3.36	A	1340	A++	6.32	9.00	499
	1.5+2.0+4.2+4.2	1.11	1.48	3.10	3.10	---	3.16	8.79	9.33	0.64	3.02	3.36	2.8	13.4	14.9	98	2.91	C	1510	A++	6.16	8.79	500
	1.5+2.0+4.2+5.0	1.06	1.42	2.98	3.54	---	3.27	9.00	9.50	0.68	3.04	3.39	3.0	13.5	15.0	98	2.96	C	1520	A++	6.12	9.00	515
	1.5+2.0+4.2+6.0	0.99	1.31	2.76	3.94	---	3.42	9.00	9.96	0.68	2.81	3.46	3.0	12.5	15.4	98	3.20	A	1405	A++	6.30	9.00	500
	1.5+2.0+4.2+7.1	0.91	1.22	2.55	4.32	---	3.58	9.00	10.42	0.71	2.75	4.01	3.1	12.2	17.8	98	3.27	A	1375	A++	6.32	9.00	499
	1.5+2.0+5.0+5.0	1.00	1.33	3.33	3.33	---	3.39	9.00	9.68	0.68	2.92	3.42	3.0	13.0	15.2	98	3.08	B	1460	A++	6.12	9.00	515
	1.5+2.0+5.0+6.0	0.93	1.24	3.10	3.72	---	3.54	9.00	10.14	0.68	2.70	3.49	3.0	12.0	15.5	98	3.33	A	1350	A++	6.30	9.00	500
	1.5+2.0+5.0+7.1	0.87	1.15	2.88	4.10	---	3.70	9.00	10.50	0.71	2.70	3.88	3.1	12.0	17.2	98	3.33	A	1350	A++	6.32	9.00	499
	1.5+2.0+6.0+6.0	0.87	1.16	3.48	3.48	---	3.69	9.00	10.49	0.71	2.46	3.48	3.1	10.9	15.4	98	3.66	A	1230	A++	6.31	9.00	500
	1.5+2.5+2.5+2.5	1.30	2.16	2.16	2.16	---	2.73	7.77	8.53	0.58	2.21	2.69	2.6	9.8	11.9	98	3.52	A	1105	A++	6.37	7.78	428
	1.5+2.5+2.5+3.5	1.22	2.03	2.03	2.84	---	2.88	8.12	9.03	0.58	2.56	3.22	2.6	11.4	14.3	98	3.17	B	1280	A++	6.29	8.12	452
	1.5+2.5+2.5+4.2	1.17	1.96	1.96	3.29	---	2.98	8.37	9.13	0.61	2.69	3.22	2.7	11.9	14.3	98	3.11	B	1345	A++	6.28	8.37	467
	1.5+2.5+2.5+5.0	1.13	1.88	1.88	3.76	---	3.10	8.65	9.49	0.64	2.84	3.39	2.8	12.6	15.0	98	3.05	B	1420	A++	6.21	8.65	488
	1.5+2.5+2.5+6.0	1.08	1.80	1.80	4.32	---	3.24	9.00	9.94	0.64	2.75	3.46	2.8	12.2	15.4	98	3.27	A	1375	A++	6.37	9.00	495
	1.5+2.5+2.5+7.1	0.99	1.65	1.65	4.70	---	3.41	9.00	9.96	0.68	2.68	3.46	3.0	11.9	15.4	98	3.36	A	1340	A++	6.38	9.00	494
	1.5+2.5+3.5+3.5	1.16	1.93	2.70	2.70	---	3.02	8.47	9.13	0.61	2.75	3.22	2.7	12.2	14.3	98	3.08	B	1375	A++	6.20	8.47	479
	1.5+2.5+3.5+4.2	1.12	1.86	2.61	3.13	---	3.13	8.72	9.32	0.64	2.95	3.36	2.8	13.1	14.9	98	2.96	C	1475	A++	6.16	8.72	496
	1.5+2.5+3.5+5.0	1.08	1.80	2.52	3.60	---	3.24	9.00	9.49	0.64	3.04	3.39	2.8	13.5	15.0	98	2.96	C	1520	A++	6.12	9.00	515
	1.5+2.5+3.5+6.0	1.00	1.67	2.33	4.00	---	3.39	9.00	9.95	0.68	2.75	3.46	3.0	12.2	15.4	98	3.27	A	1375	A++	6.30	9.00	500
	1.5+2.5+3.5+7.1	0.92	1.54	2.16	4.38	---	3.55	9.00	9.97	0.71	2.68	3.46	3.1	11.9	15.4	98	3.36	A	1340	A++	6.32	9.00	499
	1.5+2.5+4.2+4.2	1.08	1.81	3.03	3.03	---	3.23	8.96	9.33	0.64	3.09	3.36	2.8	13.7	14.9	98	2.90	C	1545	A++	6.14	8.96	511
	1.5+2.5+4.2+5.0	1.02	1.70	2.86	3.41	---	3.35	9.00	9.50	0.68	3.04	3.39	3.0	13.5	15.0	98	2.96	C	1520	A++	6.12	9.00	515
	1.5+2.5+4.2+6.0	0.95	1.58	2.66	3.80	---	3.49	9.00	9.96	0.68	2.81	3.46	3.0	12.5	15.4	98	3.20	A	1405	A++	6.32	9.00	499
	1.5+2.5+4.2+7.1	0.88	1.47	2.47	4.18	---	3.66	9.00	10.47	0.71	2.75	4.09	3.1	12.2	18.1	98	3.27	A	1375	A++	6.32	9.00	499
	1.5+2.5+5.0+5.0	0.96	1.60	3.20	3.20	---	3.23	8.96	9.33	0.64	3.09	3.36	2.8	13.7	14.9	98	2.90	C	1545	A++	6.12	9.00	515
	1.5+2.5+5.0+6.0	0.90	1.50	3.00	3.60	---	3.35	9.00	9.50	0.68	3.04	3.39	3.0	13.5	15.0	98	2.96	C	1520	A++	6.30	9.00	500
	1.5+3.5+3.5+3.5	1.10	2.57	2.57	2.57	---	3.17	8.82	9.32	0.64	3.02	3.36	2.8	13.4	14.9	98	2.92	C	1510	A+	6.07	8.82	509
	1.5+3.5+3.5+4.2	1.06	2.48	2.48	2.98	---	3.27	9.00	9.33	0.68	3.15	3.36	3.0	14.0	14.9	98	2.86	C	1575	A+	6.08	9.00	518
	1.5+3.5+3.5+5.0	1.00	2.33	2.33	3.33	---	3.39	9.00	9.50	0.68	3.04	3.39	3.0	13.5	15.0	98	2.96	C	1520	A+	6.08	9.00	518
	1.5+3.5+3.5+6.0	0.93	2.17	2.17	3.72	---	3.54	9.00	9.96	0.68	2.75	3.46	3.0	12.2	15.4	98	3.27	A	1375	A++	6.25	9.00	505
	1.5+3.5+3.5+7.1	0.87	2.02	2.02	4.10	---	3.70	9.00	10.50	0.71	2.75	4.17	3.1	12.2	18.5	98	3.27	A	1375	A++	6.26	9.00	504
	1.5+3.5+4.2+4.2	1.01	2.35	2.82	2.82	---	3.38	9.00	9.33	0.68	3.16	3.37	3.0	14.0	15.0	98	2.85	C	1580	A++	6.12	9.00	515
	1.5+3.5+4.2+5.0	0.95	2.22	2.66	3.17	---	3.49	9.00	9.51	0.71	3.04	3.39	3.1	13.5	15.0	98	2.96	C	1520	A+	6.08	9.00	518
	1.5+3.5+4.2+6.0	0.89	2.07	2.49	3.55	---	3.64	9.00	10.47	0.71	2.82	4.17	3.1	12.5	18.5	98	3.19	B	1410	A++	6.25	9.00	504
	1.5+3.5+5.0+5.0	0.90	2.10	3.00	3.00	---	3.61	9.00	10.26	0.71	2.92	4.19	3.1	13.0	18.6	98	3.08	B	1460	A+	6.08	9.00	518
	1.5+4.2+4.2+4.2	0.96	2.68	2.68	2.68	---	3.48	9.00	9.34	0.71	3.16	3.37	3.1	14.0	15.0	98	2.85	C	1580	A++	6.13	9.00	514
	1.5+4.2+4.2+5.0	0.91	2.54	2.54	3.02	---	3.60	9.00	10.09	0.71	3.04	4.15	3.1	13.5	18.4	98	2.96	C	1520	A++	6.12	9.00	515
	2.0+2.0+2.0+2.0	1.86	1.86	1.86	1.86	---	2.58	7.44	7.96	0.54	2.04	2.32	2.4	9.1	10.3	98	3.65	A	1020	A++	6.45	7.44	404
	2.0+2.0+2.0+2.5	1.79	1.79	1.79	2.22	---	2.66	7.59	8.25	0.54	2.09	2.50	2.4	9.3	11.1	98	3.63	A	1045	A++	6.42	7.59	415
	2.0+2.0+2.0+3.5	1.67	1.67	1.67	2.93	---	2.80	7.94	8.78	0.58	2.32	2.82	2.6	10.3	12.5	98	3.42	A	1160	A++	6.37	7.94	437
	2.0+2.0+2.0+4.2	1.61	1.61	1.61	3.36	---	2.91	8.19	9.12	0.61	2.63	3.22	2.7	11.7	14.3	98	3.11	B	1315	A++	6.33	8.19	453
	2.0+2.0+2.0+5.0	1.54	1.54	1.54	3.85	---	3.02	8.47	9.30	0.61	2.71	3.25	2.7	12.0	14.4	98	3.13	B	1355	A++	6.27	8.47	473
	2.0+2.0+2.0+6.0	1.47	1.47	1.47	4.41	---	3.17	8.82	9.81	0.65	2.68	3.38	2.9	11.9	15.0	98	3.29	A	1340	A++	6.41	8.82	482
	2.0+2.0+2.0+7.1	1.37	1.37	1.37	4.89	---	3.33	9.00	9.96	0.65	2.82	3.46	2.9	12.5	15.4	98	3.19	B	1410	A++	6.39	9.00	493
	2.0+2.0+2.5+2.5	1.73	1.73	2.16	2.16	---	2.73	7.78	8.53	0.58	2.21	2.69	2.6	9.8	11.9	98	3.52	A	1105	A++	6.43	7.78	424
	2.0+2.0+2.5+3.5	1.62	1.62	2.03	2.85	---	2.88	8.12	9.03	0.58	2.56	3.22	2.6	11.4	14.3	98	3.17	B	1280	A++	6.35	8.12	448
	2.0+2.0+2.5+4.2	1.56	1.56	1.96	3.29	---	2.98	8.37	9.13	0.61	2.69	3.22	2.7	11.9	14.3	98	3.11	B	1345	A++	6.31	8.37	465
	2.0+2.0+2.5+5.0	1.50	1.50	1.88	3.77	---	3.10	8.65	9.49	0.64	2.84	3.39	2.8	12.6	15.0	98	3.05	B	1420	A++	6.24	8.65	486
	2.0+2.0+2.5+6.0	1.44	1.44	1.80	4.32	---	3.24	9.00	9.94	0.65	2.81	3.46	2.9	12.5	15.4	98	3.20	A	1405	A++	6.38	9.00	494
	2.0+2.0+2.5+7.1	1.32	1.32	1.65	4.71	---	3.41	9.00	9.96	0.68	2.82	3.46	3.0	12.5	15.4	98	3.19	B	1410	A++	6.39	9.00	493
	2.0+2.0+3.5+3.5	1.54	1.54	2.70	2.70	---	3.02	8.48	9.13	0.61	2.82	3.22	2.7	12.5	14.3	98	3.01	B	1410	A++	6.23	8.48	477
	2.0+2.0+3.5+4.2	1.49	1.49	2.61	3.13	---	3.13	8.72	9.32	0.64	2.95	3.36	2.8	13.1	14.9	98	2.96	C	1475	A++	6.22	8.72	491
	2.0+2.0+3.5+5.0	1.44	1.44	2.52	3.60	---	3.24	9.00	9.49	0.64	3.04	3.39	2.8	13.5	15.0	98	2.96	C	1520	A++	6.18	9.00	510
	2.0+2.0+3.5+6.0	1.33	1.33	2.34	4.00	---	3.39	9.00	9.95	0.68	2.75	3.46	3.0	12.2	15.4	98	3.27	A	1375	A++	6.32	9.00	499
	2.0+2.0+3.5+7.1	1.23	1.23	2.16	4.38	---	3.55	9.00	9.97	0.71	2.68	3.46	3.1	11.9	15.4	98	3.36	A	1340	A++	6.32	9.00	499
	2.0+2.0+4.2+4.2	1.45	1.45	3.03	3.03	---	3.23	8.96	9.33	0.64	3.09	3.36	2.8	13.7	14.9	98	2.90	C	1545	A++	6.19	8.96	507
	2.0+2.0+4.2+5.0	1.36	1.36	2.87	3.41	---	3.35	9.00	9.50	0.68	3.04	3.39	3.0	13.5	15.0	98	2.96	C	1520	A++	6.20	9.00	509
	2.0+2.0+4.2+6.0	1.27	1.27	2.66	3.80	---	3.49	9.00	9.96	0.68	2.81	3.46	3.0	12.5	15.4	98	3.20	A	1405	A++	6.32	9.00	499
	2.0+2.0+4.2+7.1	1.18	1.18	2.47	4.17	---	3.66	9.00	10.47	0.71	2.75	4.01	3.1	12.2	17.8	98	3.27	A	1375	A++	6.32	9.00	499
	2.0+2.0+5.0+5.0	1.29	1.29	3.21	3.21	---	3.46	9.00	9.68	0.68	2.92	3.42	3.0	13.0	15.2	98	3.08	B	1460	A++	6.20	9.00	509

Notes:
1. Cooling capacity is based on 27°CDB/19°CWB (Indoor temperature). 35°CDB (Outdoor temperature).
   Heating capacity is based on 20°CDB (Indoor temperature). 7°CDB/6°CWB (Outdoor temperature).
2. The total ability of connected indoor unit is up to 14.5kW.
3. It is impossible to connect the indoor unit for one room only.
4. The above is the value for connecting with the following indoor units.
   1.5kW: wall mounted CTXS-K series; 2.0, 2.5, 3.5, 4.2, 5.0kW: wall mounted FTXS-K series
   6.0, 7.1 kW class; wall mounted G series

Combination tables

Cooling

Outdoor unit	Indoor unit	Cooling capacity (kW)					Total capacity (kW)			Power input (kW)			Total current (A)			Power factor (%)	EER	Energy label	AEC (kWh)	Seasonal data			
		A room	B room	C room	D room	E room	Min.	Nom.	Max.	Min.	Nom.	Max.	Min.	Nom.	Max.					Label	SEER	Pdesign	AEC
5MXS90E	2.0+2.0+5.0+6.0	1.20	1.20	3.00	3.60	---	3.61	9.00	10.45	0.71	2.70	3.88	3.1	12.0	17.2	98	3.33	A	1350	A++	6.32	9.00	499
	2.0+2.5+2.5+2.5	1.67	2.09	2.09	2.09	---	2.80	7.94	8.78	0.58	2.32	2.82	2.6	10.3	12.5	98	3.42	A	1160	A++	6.45	7.94	432
	2.0+2.5+2.5+3.5	1.57	1.98	1.98	2.77	---	2.95	8.30	9.12	0.61	2.69	3.22	2.7	11.9	14.3	98	3.09	B	1345	A++	6.29	8.30	462
	2.0+2.5+2.5+4.2	1.53	1.91	1.91	3.19	---	3.05	8.54	9.31	0.61	2.82	3.36	2.7	12.5	14.9	98	3.03	B	1410	A++	6.28	8.54	476
	2.0+2.5+2.5+5.0	1.46	1.84	1.84	3.68	---	3.17	8.82	9.49	0.64	2.90	3.39	2.8	12.9	15.0	98	3.04	B	1450	A++	6.22	8.82	497
	2.0+2.5+2.5+6.0	1.39	1.73	1.73	4.15	---	3.32	9.00	9.94	0.65	2.75	3.46	2.9	12.2	15.4	98	3.27	A	1375	A++	6.39	9.00	494
	2.0+2.5+2.5+7.1	1.27	1.60	1.60	4.53	---	3.48	9.00	9.96	0.68	2.68	3.46	3.0	11.9	15.4	98	3.36	A	1340	A++	6.39	9.00	493
	2.0+2.5+3.5+3.5	1.50	1.89	2.63	2.63	---	3.10	8.65	9.31	0.64	2.88	3.36	2.8	12.8	14.9	98	3.00	B	1440	A++	6.22	8.65	487
	2.0+2.5+3.5+4.2	1.46	1.82	2.55	3.06	---	3.20	8.89	9.32	0.64	3.08	3.36	2.8	13.7	14.9	98	2.89	C	1540	A++	6.20	8.89	502
	2.0+2.5+3.5+5.0	1.39	1.73	2.42	3.46	---	3.32	9.00	9.49	0.68	3.04	3.39	3.0	13.5	15.0	98	2.96	C	1520	A++	6.20	9.00	509
	2.0+2.5+3.5+6.0	1.28	1.61	2.25	3.86	---	3.46	9.00	9.95	0.68	2.75	3.46	3.0	12.2	15.4	98	3.27	A	1375	A++	6.32	9.00	499
	2.0+2.5+3.5+7.1	1.19	1.49	2.09	4.23	---	3.63	9.00	10.42	0.71	2.68	4.01	3.1	11.9	17.8	98	3.36	A	1340	A++	6.32	9.00	499
	2.0+2.5+4.2+4.2	1.40	1.74	2.93	2.93	---	3.30	9.00	9.33	0.68	3.15	3.36	3.0	14.0	14.9	98	2.86	C	1575	A++	6.20	9.00	508
	2.0+2.5+4.2+5.0	1.32	1.64	2.76	3.28	---	3.42	9.00	9.50	0.68	3.04	3.39	3.0	13.5	15.0	98	2.96	C	1520	A++	6.20	9.00	509
	2.0+2.5+4.2+6.0	1.23	1.53	2.57	3.67	---	3.57	9.00	10.41	0.71	2.81	4.00	3.1	12.5	17.7	98	3.20	A	1405	A++	6.33	9.00	498
	2.0+2.5+5.0+5.0	1.25	1.55	3.10	3.10	---	3.54	9.00	9.68	0.71	2.92	3.42	3.1	13.0	15.2	98	3.08	B	1460	A++	6.20	9.00	509
	2.0+2.5+5.0+6.0	1.17	1.45	2.90	3.48	---	3.69	9.00	10.49	0.71	2.70	3.96	3.1	12.0	17.6	98	3.33	A	1350	A++	6.32	9.00	499
	2.0+3.5+3.5+3.5	1.44	2.52	2.52	2.52	---	3.24	9.00	9.32	0.68	3.15	3.36	3.0	14.0	14.9	98	2.86	C	1575	A++	6.14	9.00	514
	2.0+3.5+3.5+4.2	1.36	2.39	2.39	2.86	---	3.35	9.00	9.33	0.68	3.15	3.36	3.0	14.0	14.9	98	2.86	C	1575	A++	6.14	9.00	514
	2.0+3.5+3.5+5.0	1.29	2.25	2.25	3.21	---	3.46	9.00	9.50	0.71	3.04	3.39	3.1	13.5	15.0	98	2.96	C	1520	A++	6.14	9.00	514
	2.0+3.5+3.5+6.0	1.20	2.10	2.10	3.60	---	3.61	9.00	10.40	0.71	2.75	4.01	3.1	12.2	17.8	98	3.27	A	1375	A++	6.26	9.00	504
	2.0+3.5+4.2+4.2	1.29	2.27	2.72	2.72	---	3.45	9.00	9.33	0.71	3.16	3.37	3.1	14.0	15.0	98	2.85	C	1580	A++	6.15	9.00	513
	2.0+3.5+4.2+5.0	1.23	2.14	2.57	3.06	---	3.57	9.00	10.00	0.71	3.04	3.99	3.1	13.5	17.7	98	2.96	C	1520	A++	6.14	9.00	513
	2.0+3.5+5.0+5.0	1.17	2.03	2.90	2.90	---	3.69	9.00	10.26	0.75	2.92	4.19	3.3	13.0	18.6	98	3.08	B	1460	A++	6.14	9.00	514
	2.0+4.2+4.2+4.2	1.23	2.59	2.59	2.59	---	3.55	9.00	9.34	0.71	3.16	3.37	3.1	14.0	15.0	98	2.85	C	1580	A++	6.15	9.00	513
	2.0+4.2+4.2+5.0	1.18	2.45	2.45	2.92	---	3.67	9.00	10.01	0.75	3.04	3.99	3.3	13.5	17.7	98	2.96	C	1520	A++	6.15	9.00	513
	2.5+2.5+2.5+2.5	2.03	2.03	2.03	2.03	---	2.88	8.12	9.03	0.58	2.56	3.22	2.6	11.4	14.3	98	3.17	B	1280	A++	6.43	8.12	443
	2.5+2.5+2.5+3.5	1.93	1.93	1.93	2.68	---	3.02	8.47	9.12	0.61	2.82	3.22	2.7	12.5	14.3	98	3.00	B	1410	A++	6.29	8.47	472
	2.5+2.5+2.5+4.2	1.87	1.86	1.86	3.13	---	3.13	8.72	9.31	0.64	2.95	3.36	2.8	13.1	14.9	98	2.96	C	1475	A++	6.29	8.72	486
	2.5+2.5+2.5+5.0	1.80	1.80	1.80	3.60	---	3.24	9.00	9.49	0.64	3.04	3.39	2.8	13.5	15.0	98	2.96	C	1520	A++	6.21	9.00	508
	2.5+2.5+2.5+6.0	1.67	1.67	1.67	3.99	---	3.39	9.00	9.94	0.68	2.75	3.46	3.0	12.2	15.4	98	3.27	A	1375	A++	6.39	9.00	493
	2.5+2.5+2.5+7.1	1.54	1.54	1.54	4.38	---	3.55	9.00	9.96	0.71	2.68	3.46	3.1	11.9	15.4	98	3.36	A	1340	A++	6.39	9.00	493
	2.5+2.5+3.5+3.5	1.84	1.84	2.57	2.57	---	3.17	8.82	9.31	0.64	3.02	3.36	2.8	13.4	14.9	98	2.92	C	1510	A++	6.22	8.82	497
	2.5+2.5+3.5+4.2	1.77	1.77	2.48	2.98	---	3.27	9.00	9.32	0.68	3.15	3.36	3.0	14.0	14.9	98	2.86	C	1575	A++	6.20	9.00	509
	2.5+2.5+3.5+5.0	1.67	1.67	2.33	3.33	---	3.39	9.00	9.49	0.68	3.04	3.39	3.0	13.5	15.0	98	2.96	C	1520	A++	6.20	9.00	509
	2.5+2.5+3.5+6.0	1.55	1.55	2.18	3.72	---	3.54	9.00	9.95	0.71	2.75	3.46	3.1	12.2	15.4	98	3.27	A	1375	A++	6.32	9.00	499
	2.5+2.5+3.5+7.1	1.44	1.44	2.02	4.10	---	3.70	9.00	10.42	0.71	2.68	4.01	3.1	11.9	17.8	98	3.36	A	1340	A++	6.32	9.00	499
	2.5+2.5+4.2+4.2	1.68	1.68	2.82	2.82	---	3.38	9.00	9.33	0.68	3.15	3.36	3.0	14.0	14.9	98	2.86	C	1575	A++	6.20	9.00	508
	2.5+2.5+4.2+5.0	1.58	1.58	2.67	3.17	---	3.49	9.00	9.50	0.71	3.04	3.39	3.1	13.5	15.0	98	2.96	C	1520	A++	6.20	9.00	508
	2.5+2.5+4.2+6.0	1.48	1.48	2.49	3.55	---	3.64	9.00	10.47	0.71	2.81	4.00	3.1	12.5	17.7	98	3.20	A	1405	A++	6.32	9.00	499
	2.5+2.5+5.0+5.0	1.50	1.50	3.00	3.00	---	3.61	9.00	10.25	0.71	2.92	4.18	3.1	13.0	18.5	98	3.08	B	1460	A++	6.20	9.00	509
	2.5+3.5+3.5+3.5	1.74	2.42	2.42	2.42	---	3.32	9.00	9.34	0.68	3.15	3.36	3.0	14.0	14.9	98	2.86	C	1575	A++	6.14	9.00	514
	2.5+3.5+3.5+4.2	1.64	2.30	2.30	2.76	---	3.42	9.00	9.33	0.71	3.15	3.36	3.1	14.0	14.9	98	2.86	C	1575	A++	6.14	9.00	513
	2.5+3.5+3.5+5.0	1.56	2.17	2.17	3.10	---	3.54	9.00	9.50	0.71	3.04	3.39	3.1	13.5	15.0	98	2.96	C	1520	A++	6.14	9.00	514
	2.5+3.5+3.5+6.0	1.46	2.03	2.03	3.48	---	3.69	9.00	10.40	0.71	2.75	4.01	3.1	12.2	17.8	98	3.27	A	1375	A++	6.26	9.00	504
	2.5+3.5+4.2+4.2	1.56	2.18	2.63	2.63	---	3.52	9.00	9.33	0.71	3.16	3.37	3.1	14.0	15.0	98	2.85	C	1580	A++	6.15	9.00	513
	2.5+3.5+4.2+5.0	1.48	2.07	2.49	2.96	---	3.64	9.00	10.00	0.75	3.04	3.99	3.3	13.5	17.7	98	2.96	C	1520	A++	6.15	9.00	513
	2.5+4.2+4.2+4.2	1.50	2.50	2.50	2.50	---	3.63	9.00	9.83	0.75	3.16	3.95	3.3	14.0	17.5	98	2.85	C	1580	A++	6.15	9.00	513
	3.5+3.5+3.5+3.5	2.25	2.25	2.25	2.25	---	3.46	9.00	9.32	0.71	3.15	3.36	3.1	14.0	14.9	98	2.86	C	1575	A+	6.08	9.00	518
	3.5+3.5+3.5+4.2	2.14	2.14	2.14	2.58	---	3.57	9.00	9.82	0.75	3.16	3.95	3.3	14.0	17.5	98	2.85	C	1580	A+	6.08	9.00	518
	3.5+3.5+3.5+5.0	2.03	2.03	2.03	2.91	---	3.69	9.00	9.95	0.75	3.04	3.91	3.3	13.5	17.3	98	2.96	C	1520	A+	6.08	9.00	518
	3.5+3.5+4.2+4.2	2.05	2.05	2.45	2.45	---	3.67	9.00	9.83	0.75	3.16	3.95	3.3	14.0	17.5	98	2.85	C	1580	A+	6.08	9.00	518
	1.5+1.5+1.5+1.5	1.45	1.45	1.45	1.45	1.45	2.51	7.24	7.64	0.52	1.79	2.01	2.3	7.9	8.9	98	4.04	A	895	A++	6.39	7.24	397
	1.5+1.5+1.5+2.0	1.39	1.39	1.39	1.39	1.86	2.58	7.42	7.96	0.52	1.90	2.18	2.3	8.4	9.7	98	3.91	A	950	A++	6.40	7.42	407
	1.5+1.5+1.5+2.5	1.34	1.34	1.34	1.34	2.23	2.66	7.59	8.25	0.55	2.01	2.36	2.4	8.9	10.5	98	3.78	A	1005	A++	6.41	7.59	415
	1.5+1.5+1.5+3.5	1.25	1.25	1.25	1.25	2.93	2.80	7.94	8.78	0.58	2.18	2.68	2.6	9.7	11.9	98	3.64	A	1090	A++	6.29	7.94	442
	1.5+1.5+1.5+4.2	1.20	1.20	1.20	1.20	3.37	2.91	8.19	9.12	0.58	2.30	2.88	2.6	10.2	12.8	98	3.56	A	1150	A++	6.29	8.19	456
	1.5+1.5+1.5+5.0	1.16	1.16	1.16	1.16	3.85	3.02	8.47	9.45	0.61	2.37	2.97	2.7	10.5	13.2	98	3.57	A	1185	A++	6.29	8.47	472
	1.5+1.5+1.5+6.0	1.10	1.10	1.10	1.10	4.41	3.17	8.82	9.81	0.62	2.40	3.02	2.8	10.6	13.4	98	3.68	A	1200	A++	6.27	8.82	493
	1.5+1.5+1.5+7.1	1.03	1.03	1.03	1.03	4.88	3.33	9.00	10.12	0.65	2.47	3.17	2.9	11.0	14.1	98	3.64	A	1235	A++	6.25	9.00	505
	1.5+1.5+1.5+2.0+2.0	1.34	1.34	1.34	1.79	1.79	2.66	7.59	8.25	0.55	2.01	2.36	2.4	8.9	10.5	98	3.78	A	1005	A++	6.42	7.59	414
	1.5+1.5+1.5+2.0+2.5	1.30	1.30	1.30	1.73	2.16	2.73	7.77	8.53	0.55	2.06	2.49	2.4	9.1	11.0	98	3.77	A	1030	A++	6.42	7.78	425
	1.5+1.5+1.5+2.0+3.5	1.22	1.22	1.22	1.62	2.84	2.88	8.12	9.03	0.58	2.24	2.81	2.6	9.9	12.5	98	3.63	A	1120	A++	6.31	8.12	451
	1.5+1.5+1.5+2.0+4.2	1.17	1.17	1.17	1.56	3.29	2.98	8.37	9.33	0.58	2.42	3.02	2.6	10.7	13.4	98	3.46	A	1210	A++	6.31	8.37	465
	1.5+1.5+1.5+2.0+5.0	1.13	1.13	1.13	1.50	3.76	3.10	8.65	9.64	0.61	2.50	3.12	2.7	11.1	13.8	98	3.46	A	1250	A++	6.27	8.65	483
	1.5+1.5+1.5+2.0+6.0	1.08	1.08	1.08	1.44	4.32	3.24	9.00	9.96	0.62	2.46	3.09	2.8	10.9	13.7	98	3.66	A	1230	A++	6.25	9.00	505
	1.5+1.5+1.5+2.0+7.1	0.99	0.99	0.99	1.32	4.70	3.41	9.00	10.23	0.65	2.47	3.33	2.9	11.0	14.8	98	3.64	A	1235	A++	6.25	9.00	505
	1.5+1.5+1.5+2.5+2.5	1.25	1.25	1.25	2.09	2.09	2.80	7.94	8.78	0.58	2.18	2.68	2.6	9.7	11.9	98	3.64	A	1090	A++	6.39	7.94	436
	1.5+1.5+1.5+2.5+3.5	1.19	1.19	1.19	1.98	2.77	2.95	8.30	9.25	0.58	2.36	2.95	2.6	10.5	13.1	98	3.52	A	1180	A++	6.31	8.30	461
	1.5+1.5+1.5+3.5+4.2	1.14	1.14	1.14	1.91	3.20	3.05	8.54	9.53	0.61	2.49	3.17	2.7	11.0	14.1	98	3.43	A	1245	A++	6.30	8.54	475
	1.5+1.5+1.5+2.5+5.0	1.10	1.10	1.10	1.84	3.68	3.17	8.82	9.81	0.61	2.56	3.26	2.7	11.4	14.5	98	3.45	A	1280	A++	6.24	8.82	495
	1.5+1.5+1.5+3.5+6.0	1.04	1.04	1.04	1.73	4.15	3.32	9.00	10.09	0.65	2.46	3.17	2.9	10.9	14.1	98	3.66	A	1230	A++	6.25	9.00	505
	1.5+1.5+1.5+2.5+7.1	0.96	0.96	0.96	1.60	4.53	3.48	9.00	10.32	0.65	2.47	3.33	2.9	11.0	14.8	98	3.64	A	1235	A++	6.25	9.00	505
	1.5+1.5+1.5+3.5+3.5	1.13	1.13	1.13	2.63	2.63	3.10	8.65	9.64	0.61	2.55	3.24	2.7	11.3	14.4	98	3.39	A	1275	A++	6.20	8.65	489
	1.5+1.5+1.5+3.5+4.2	1.09	1.09	1.09	2.55	3.06	3.20	8.89	9.87	0.65	2.68	3.39	2.9	11.9	15.0	98	3.32	A	1340	A++	6.18	8.89	504
	1.5+1.5+1.5+3.5+5.0	1.04	1.04	1.04	2.42	3.46	3.32	9.00	10.09	0.65	2.70	3.49	2.9	12.0	15.5	98	3.33	A	1350	A++	6.18	9.00	511
	1.5+1.5+1.5+3.5+6.0	0.96	0.96	0.96	2.25	3.86	3.46	9.00	10.31	0.65	2.46	3.32	2.9	10.9	14.7	98	3.66	A	1230	A++	6.18	9.00	510
	1.5+1.5+1.5+3.5+7.1	0.89	0.89	0.89	2.09	4.23	3.63	9.00	10.46	0.68	2.47	3.48	3.0	11.0	15.4	98	3.64	A	1235	A++	6.18	9.00	511
	1.5+1.5+1.5+4.2+4.2	1.05	1.05	1.05	2.93	2.93	3.30	9.00	9.99	0.65	2.75	3.47	2.9	12.2	15.4	98	3.27	A	1375	A++	6.18	9.00	510
	1.5+1.5+1.5+4.2+5.0	0.99	0.99	0.99	2.76	3.28	3.42	9.00	10.16	0.68	2.70	3.49	3.0	12.0	15.5	98	3.33	A	1350	A++	6.18	9.00	510
	1.5+1.5+1.5+4.2+6.0	0.92	0.92	0.92	2.57	3.67	3.57	9.00	10.41	0.68	2.47	3.40	3.0	11.0	15.1	98	3.64	A	1235	A++	6.18	9.00	510
	1.5+1.5+1.5+5.0+5.0	0.93	0.93	0.93	3.10	3.10	3.54	9.00	10.34	0.68	2.58	3.52	3.0	11.4	15.6	98	3.49	A	1290	A++	6.18	9.00	511
	1.5+1.5+1.5+5.0+6.0	0.87	0.87	0.87	2.90	3.48	3.69	9.00	10.49	0.68	2.41	3.35	3.0	10.7	14.9	98	3.73	A	1205	A++	6.18	9.00	510

Notes:
1. Cooling capacity is based on 27°CDB/19°CWB (Indoor temperature). 35°CDB (Outdoor temperature).
   Heating capacity is based on 20°CDB (Indoor temperature). 7°CDB/6°CWB (Outdoor temperature).
2. The total ability of connected indoor unit is up to 14.5kW.
3. It is impossible to connect the indoor unit for one room only.
4. The above is the value for connecting with the following indoor units.
   1.5kW: wall mounted CTXS-K series; 2.0, 2.5, 3.5, 4.2, 5.0kW: wall mounted FTXS-K series
   6.0, 7.1 kW class; wall mounted G series

Combination tables

Cooling

Outdoor unit	Indoor unit	Cooling capacity (kW)					Total capacity (kW)			Power input (kW)			Total current (A)			Power factor (%)	EER	Energy label	AEC (kWh)	Seasonal data			
		A room	B room	C room	D room	E room	Min.	Nom.	Max.	Min.	Nom.	Max.	Min.	Nom.	Max.					Label	SEER	Pdesign	AEC
	1.5+1.5+2.0+2.0+2.0	1.30	1.30	1.73	1.73	1.73	2.73	7.77	8.53	0.55	2.06	2.49	2.4	9.1	11.0	98	3.77	A	1030	A++	6,42	7,78	424
	1.5+1.5+2.0+2.0+2.5	1.25	1.25	1.67	1.67	2.09	2.80	7.94	8.78	0.58	2.18	2.68	2.6	9.7	11.9	98	3.64	A	1090	A++	6,39	7,94	435
	1.5+1.5+2.0+2.0+3.5	1.19	1.19	1.58	1.58	2.77	2.95	8.30	9.25	0.58	2.36	2.95	2.6	10.5	13.1	98	3.52	A	1180	A++	6,32	8,30	460
	1.5+1.5+2.0+2.0+4.2	1.14	1.14	1.53	1.53	3.20	3.05	8.54	9.53	0.61	2.49	3.17	2.7	11.0	14.1	98	3.43	A	1245	A++	6,31	8,54	474
	1.5+1.5+2.0+2.0+5.0	1.10	1.10	1.47	1.47	3.68	3.17	8.82	9.81	0.61	2.56	3.26	2.7	11.4	14.5	98	3.45	A	1280	A++	6,25	8,82	495
	1.5+1.5+2.0+2.0+6.0	1.04	1.04	1.38	1.38	4.15	3.32	9.00	10.09	0.65	2.46	3.17	2.9	10.9	14.1	98	3.66	A	1230	A++	6,24	9,00	505
	1.5+1.5+2.0+2.0+7.1	0.96	0.96	1.28	1.28	4.53	3.48	9.00	10.32	0.65	2.47	3.33	2.9	11.0	14.8	98	3.64	A	1235	A++	6,24	9,00	506
	1.5+1.5+2.0+2.5+2.5	1.22	1.22	1.62	2.03	2.03	2.88	8.12	9.03	0.58	2.24	2.81	2.6	9.9	12.5	98	3.63	A	1120	A++	6,39	8,12	445
	1.5+1.5+2.0+2.5+3.5	1.16	1.16	1.54	1.93	2.70	3.02	8.47	9.45	0.61	2.49	3.09	2.7	11.0	13.7	98	3.40	A	1245	A++	6,30	8,47	471
	1.5+1.5+2.0+2.5+4.2	1.12	1.12	1.49	1.86	3.13	3.13	8.72	9.71	0.61	2.62	3.31	2.7	11.6	14.7	98	3.33	A	1310	A++	6,29	8,72	486
	1.5+1.5+2.0+2.5+5.0	1.08	1.08	1.44	1.80	3.60	3.24	9.00	9.96	0.65	2.70	3.41	2.9	12.0	15.1	98	3.33	A	1350	A++	6,25	9,00	505
	1.5+1.5+2.0+2.5+6.0	1.00	1.00	1.33	1.67	4.00	3.39	9.00	10.21	0.65	2.46	3.32	2.9	10.9	14.7	98	3.66	A	1230	A++	6,24	9,00	505
	1.5+1.5+2.0+2.5+7.1	0.92	0.92	1.23	1.54	4.38	3.55	9.00	10.40	0.68	2.47	3.40	3.0	11.0	15.1	98	3.64	A	1235	A++	6,24	9,00	506
	1.5+1.5+2.0+3.5+3.5	1.10	1.10	1.47	2.57	2.57	3.17	8.82	9.81	0.61	2.68	3.39	2.7	11.9	15.0	98	3.29	A	1340	A++	6,20	8,82	498
	1.5+1.5+2.0+3.5+4.2	1.06	1.06	1.42	2.48	2.98	3.27	9.00	9.98	0.65	2.75	3.46	2.9	12.2	15.4	98	3.27	A	1375	A++	6,18	9,00	510
	1.5+1.5+2.0+3.5+5.0	1.00	1.00	1.33	2.33	3.33	3.39	9.00	10.16	0.65	2.70	3.49	2.9	12.0	15.5	98	3.33	A	1350	A++	6,18	9,00	510
	1.5+1.5+2.0+3.5+6.0	0.93	0.93	1.24	2.17	3.72	3.54	9.00	10.38	0.68	2.46	3.40	3.0	10.9	15.1	98	3.66	A	1230	A++	6,18	9,00	511
	1.5+1.5+2.0+3.5+7.1	0.87	0.87	1.15	2.02	4.10	3.70	9.00	10.50	0.71	2.47	3.48	3.1	11.0	15.4	98	3.64	A	1235	A++	6,17	9,00	511
	1.5+1.5+2.0+4.2+4.2	1.01	1.01	1.34	2.82	2.82	3.38	9.00	9.99	0.68	2.75	3.47	3.0	12.2	15.4	98	3.27	A	1375	A++	6,18	9,00	510
	1.5+1.5+2.0+4.2+5.0	0.95	0.95	1.27	2.66	3.17	3.49	9.00	10.16	0.68	2.70	3.49	3.0	12.0	15.5	98	3.33	A	1350	A++	6,18	9,00	510
	1.5+1.5+2.0+4.2+6.0	0.89	0.89	1.18	2.49	3.55	3.64	9.00	10.47	0.68	2.47	3.48	3.0	11.0	15.4	98	3.64	A	1235	A++	6,17	9,00	511
	1.5+1.5+2.0+5.0+5.0	0.90	0.90	1.20	3.00	3.00	3.61	9.00	10.45	0.68	2.58	3.68	3.0	11.4	16.3	98	3.49	A	1290	A++	6,18	9,00	510
	1.5+1.5+2.5+2.5+2.5	1.19	1.19	1.98	1.98	1.98	2.95	8.30	9.25	0.58	2.36	2.95	2.6	10.5	13.1	98	3.52	A	1180	A++	6,39	8,30	455
	1.5+1.5+2.5+2.5+3.5	1.13	1.13	1.88	1.88	2.63	3.10	8.65	9.64	0.61	2.55	3.24	2.7	11.3	14.4	98	3.39	A	1275	A++	6,30	8,65	481
	1.5+1.5+2.5+2.5+4.2	1.09	1.09	1.82	1.82	3.06	3.20	8.89	9.87	0.65	2.68	3.39	2.9	11.9	15.0	98	3.32	A	1340	A++	6,24	8,89	499
	1.5+1.5+2.5+2.5+5.0	1.04	1.04	1.73	1.73	3.46	3.32	9.00	10.09	0.65	2.70	3.49	2.9	12.0	15.5	98	3.33	A	1350	A++	6,25	9,00	505
	1.5+1.5+2.5+2.5+6.0	0.96	0.96	1.61	1.61	3.86	3.46	9.00	10.31	0.65	2.46	3.40	2.9	10.9	15.1	98	3.66	A	1230	A++	6,24	9,00	505
	1.5+1.5+2.5+2.5+7.1	0.89	0.89	1.49	1.49	4.23	3.63	9.00	10.46	0.68	2.47	3.48	3.0	11.0	15.4	98	3.64	A	1235	A++	6,24	9,00	506
	1.5+1.5+2.5+3.5+3.5	1.08	1.08	1.80	2.52	2.52	3.24	9.00	9.96	0.65	2.82	3.46	2.9	12.5	15.4	98	3.19	B	1410	A++	6,18	9,00	510
	1.5+1.5+2.5+3.5+4.2	1.02	1.02	1.70	2.39	2.86	3.35	9.00	9.98	0.65	2.75	3.46	2.9	12.2	15.4	98	3.27	A	1375	A++	6,18	9,00	510
	1.5+1.5+2.5+3.5+5.0	0.96	0.96	1.61	2.25	3.21	3.46	9.00	10.16	0.68	2.70	3.49	3.0	12.0	15.5	98	3.33	A	1350	A++	6,18	9,00	510
	1.5+1.5+2.5+3.5+6.0	0.90	0.90	1.50	2.10	3.60	3.61	9.00	10.45	0.68	2.46	3.48	3.0	10.9	15.4	98	3.66	A	1230	A++	6,17	9,00	511
	1.5+1.5+2.5+4.2+4.2	0.97	0.97	1.62	2.72	2.72	3.45	9.00	9.99	0.68	2.75	3.47	3.0	12.2	15.4	98	3.27	A	1375	A++	6,18	9,00	510
	1.5+1.5+2.5+4.2+5.0	0.92	0.92	1.53	2.57	3.06	3.57	9.00	10.41	0.68	2.70	3.81	3.0	12.0	16.9	98	3.33	A	1350	A++	6,18	9,00	510
	1.5+1.5+2.5+5.0+5.0	0.87	0.87	1.45	2.90	2.90	3.69	9.00	10.49	0.71	2.58	3.68	3.1	11.4	16.3	98	3.49	A	1290	A++	6,18	9,00	510
	1.5+1.5+3.5+3.5+3.5	1.00	1.00	2.33	2.33	2.33	3.39	9.00	9.98	0.68	2.82	3.46	3.0	12.5	15.4	98	3.19	B	1410	A++	6,12	9,00	515
	1.5+1.5+3.5+3.5+4.2	0.95	0.95	2.22	2.22	2.66	3.49	9.00	9.99	0.68	2.75	3.47	3.0	12.2	15.4	98	3.27	A	1375	A++	6,12	9,00	515
	1.5+1.5+3.5+3.5+5.0	0.90	0.90	2.10	2.10	3.00	3.61	9.00	10.45	0.71	2.70	3.80	3.1	12.0	16.9	98	3.33	A	1350	A++	6,12	9,00	515
	1.5+1.5+3.5+4.2+4.2	0.91	0.91	2.11	2.54	2.54	3.60	9.00	10.44	0.71	2.75	4.01	3.1	12.2	17.8	98	3.27	A	1375	A++	6,12	9,00	515
	1.5+2.0+2.0+2.0+2.0	1.25	1.67	1.67	1.67	1.67	2.80	7.94	8.78	0.58	2.18	2.68	2.6	9.7	11.9	98	3.64	A	1090	A++	6,41	7,94	434
	1.5+2.0+2.0+2.0+2.5	1.22	1.62	1.62	1.62	2.03	2.88	8.12	9.03	0.58	2.24	2.81	2.6	9.9	12.5	98	3.63	A	1120	A++	6,39	8,12	445
5MXS90E	1.5+2.0+2.0+2.0+3.5	1.16	1.54	1.54	1.54	2.70	3.02	8.47	9.45	0.61	2.49	3.09	2.7	11.0	13.7	98	3.40	A	1245	A++	6,32	8,47	470
	1.5+2.0+2.0+2.0+4.2	1.12	1.49	1.49	1.49	3.13	3.13	8.72	9.71	0.61	2.62	3.31	2.7	11.6	14.7	98	3.33	A	1310	A++	6,29	8,72	486
	1.5+2.0+2.0+2.0+5.0	1.08	1.44	1.44	1.44	3.60	3.24	9.00	9.96	0.65	2.70	3.41	2.9	12.0	15.1	98	3.33	A	1350	A++	6,24	9,00	505
	1.5+2.0+2.0+2.0+6.0	1.00	1.33	1.33	1.33	4.00	3.39	9.00	10.21	0.65	2.46	3.32	2.9	10.9	14.7	98	3.66	A	1230	A++	6,24	9,00	506
	1.5+2.0+2.0+2.0+7.1	0.92	1.23	1.23	1.23	4.38	3.55	9.00	10.40	0.68	2.47	3.40	3.0	11.0	15.1	98	3.64	A	1235	A++	6,23	9,00	506
	1.5+2.0+2.0+2.5+2.5	1.19	1.58	1.58	1.98	1.98	2.95	8.30	9.25	0.58	2.36	2.95	2.6	10.5	13.1	98	3.52	A	1180	A++	6,39	8,30	455
	1.5+2.0+2.0+2.5+3.5	1.13	1.50	1.50	1.88	2.63	3.10	8.65	9.64	0.61	2.55	3.24	2.7	11.3	14.4	98	3.39	A	1275	A++	6,30	8,65	481
	1.5+2.0+2.0+2.5+4.2	1.09	1.46	1.46	1.82	3.06	3.20	8.89	9.87	0.65	2.68	3.39	2.9	11.9	15.0	98	3.32	A	1340	A++	6,24	8,89	499
	1.5+2.0+2.0+2.5+5.0	1.04	1.38	1.38	1.73	3.46	3.32	9.00	10.09	0.65	2.70	3.49	2.9	12.0	15.5	98	3.33	A	1350	A++	6,25	9,00	505
	1.5+2.0+2.0+2.5+6.0	0.96	1.29	1.29	1.61	3.86	3.46	9.00	10.31	0.65	2.46	3.40	2.9	10.9	15.1	98	3.66	A	1230	A++	6,23	9,00	506
	1.5+2.0+2.0+2.5+7.1	0.89	1.19	1.19	1.49	4.23	3.63	9.00	10.46	0.68	2.47	3.48	3.0	11.0	15.4	98	3.64	A	1235	A++	6,23	9,00	506
	1.5+2.0+2.0+3.5+3.5	1.08	1.44	1.44	2.52	2.52	3.24	9.00	9.96	0.65	2.82	3.46	2.9	12.5	15.4	98	3.19	B	1410	A++	6,18	9,00	510
	1.5+2.0+2.0+3.5+4.2	1.02	1.36	1.36	2.39	2.86	3.35	9.00	9.98	0.65	2.75	3.46	2.9	12.2	15.4	98	3.27	A	1375	A++	6,18	9,00	510
	1.5+2.0+2.0+3.5+5.0	0.96	1.29	1.29	2.25	3.21	3.46	9.00	10.16	0.68	2.70	3.49	3.0	12.0	15.5	98	3.33	A	1350	A++	6,18	9,00	510
	1.5+2.0+2.0+3.5+6.0	0.90	1.20	1.20	2.10	3.60	3.61	9.00	10.45	0.68	2.46	3.48	3.0	10.9	15.4	98	3.66	A	1230	A++	6,17	9,00	511
	1.5+2.0+2.0+4.2+4.2	0.97	1.29	1.29	2.72	2.72	3.45	9.00	9.99	0.68	2.75	3.47	3.0	12.2	15.4	98	3.27	A	1375	A++	6,18	9,00	510
	1.5+2.0+2.0+4.2+5.0	0.92	1.22	1.22	2.57	3.06	3.57	9.00	10.41	0.68	2.70	3.81	3.0	12.0	16.9	98	3.33	A	1350	A++	6,18	9,00	510
	1.5+2.0+2.0+5.0+5.0	0.87	1.16	1.16	2.90	2.90	3.69	9.00	10.49	0.71	2.58	3.68	3.1	11.4	16.3	98	3.49	A	1290	A++	6,18	9,00	510
	1.5+2.0+2.5+2.5+2.5	1.16	1.54	1.93	1.93	1.93	3.02	8.47	9.45	0.61	2.49	3.09	2.7	11.0	13.7	98	3.40	A	1245	A++	6,39	8,47	465
	1.5+2.0+2.5+2.5+3.5	1.10	1.47	1.84	1.84	2.57	3.17	8.82	9.81	0.61	2.68	3.39	2.7	11.9	15.0	98	3.29	A	1340	A++	6,27	8,82	493
	1.5+2.0+2.5+2.5+4.2	1.06	1.42	1.77	1.77	2.98	3.27	9.00	9.97	0.65	2.82	3.46	2.9	12.5	15.4	98	3.19	B	1410	A++	6,25	9,00	505
	1.5+2.0+2.5+2.5+5.0	1.00	1.33	1.67	1.67	3.33	3.39	9.00	10.15	0.65	2.70	3.49	2.9	12.0	15.5	98	3.33	A	1350	A++	6,25	9,00	505
	1.5+2.0+2.5+2.5+6.0	0.93	1.24	1.55	1.55	3.72	3.54	9.00	10.38	0.68	2.46	3.40	3.0	10.9	15.1	98	3.66	A	1230	A++	6,23	9,00	506
	1.5+2.0+2.5+2.5+7.1	0.87	1.15	1.44	1.44	4.10	3.70	9.00	10.50	0.71	2.47	3.48	3.1	11.0	15.4	98	3.64	A	1235	A++	6,23	9,00	506
	1.5+2.0+2.5+3.5+3.5	1.04	1.38	1.73	2.42	2.42	3.32	9.00	9.97	0.65	2.82	3.46	2.9	12.5	15.4	98	3.19	B	1410	A++	6,18	9,00	510
	1.5+2.0+2.5+3.5+4.2	0.99	1.31	1.64	2.30	2.76	3.42	9.00	9.98	0.68	2.75	3.46	3.0	12.2	15.4	98	3.27	A	1375	A++	6,18	9,00	510
	1.5+2.0+2.5+3.5+5.0	0.93	1.24	1.55	2.17	3.10	3.54	9.00	10.16	0.68	2.70	3.49	3.0	12.0	15.5	98	3.33	A	1350	A++	6,18	9,00	510
	1.5+2.0+2.5+3.5+6.0	0.87	1.16	1.45	2.03	3.48	3.69	9.00	10.49	0.71	2.46	3.48	3.1	10.9	15.4	98	3.66	A	1230	A++	6,17	9,00	511
	1.5+2.0+2.5+4.2+4.2	0.94	1.25	1.56	2.63	2.63	3.52	9.00	9.99	0.68	2.75	3.47	3.0	12.2	15.4	98	3.27	A	1375	A++	6,18	9,00	510
	1.5+2.0+2.5+4.2+5.0	0.89	1.18	1.48	2.49	2.96	3.64	9.00	10.47	0.71	2.70	3.89	3.1	12.0	17.3	98	3.33	A	1350	A++	6,18	9,00	510
	1.5+2.0+3.5+3.5+3.5	0.96	1.29	2.25	2.25	2.25	3.46	9.00	9.98	0.68	2.82	3.46	3.0	12.5	15.4	98	3.19	B	1410	A++	6,12	9,00	515
	1.5+2.0+3.5+3.5+4.2	0.92	1.22	2.14	2.14	2.57	3.57	9.00	10.41	0.71	2.75	4.01	3.1	12.2	17.8	98	3.27	A	1375	A++	6,12	9,00	515
	1.5+2.0+3.5+3.5+5.0	0.87	1.16	2.03	2.03	2.90	3.69	9.00	10.49	0.71	2.70	3.88	3.1	12.0	17.2	98	3.33	A	1350	A++	6,12	9,00	515
	1.5+2.0+3.5+4.2+4.2	0.88	1.17	2.05	2.45	2.45	3.67	9.00	10.48	0.71	2.75	4.09	3.1	12.2	18.1	98	3.27	A	1375	A++	6,12	9,00	515
	1.5+2.5+2.5+2.5+2.5	1.13	1.88	1.88	1.88	1.88	3.10	8.65	9.64	0.61	2.55	3.24	2.7	11.3	14.4	98	3.39	A	1275	A++	6,37	8,65	476
	1.5+2.5+2.5+2.5+3.5	1.08	1.80	1.80	1.80	2.52	3.24	9.00	9.96	0.65	2.81	3.46	2.9	12.5	15.4	98	3.20	A	1405	A++	6,25	9,00	505
	1.5+2.5+2.5+2.5+4.2	1.02	1.70	1.70	1.70	2.86	3.35	9.00	9.97	0.65	2.82	3.46	2.9	12.5	15.4	98	3.19	B	1410	A++	6,25	9,00	505
	1.5+2.5+2.5+2.5+5.0	0.96	1.61	1.61	1.61	3.21	3.46	9.00	10.15	0.68	2.70	3.49	3.0	12.0	15.5	98	3.33	A	1350	A++	6,25	9,00	505
	1.5+2.5+2.5+2.5+6.0	0.90	1.50	1.50	1.50	3.60	3.61	9.00	10.45	0.68	2.46	3.48	3.0	10.9	15.4	98	3.66	A	1230	A++	6,23	9,00	506
	1.5+2.5+2.5+3.5+3.5	1.00	1.67	1.67	2.33	2.33	3.39	9.00	9.97	0.68	2.82	3.46	3.0	12.5	15.4	98	3.19	B	1410	A++	6,18	9,00	510
	1.5+2.5+2.5+3.5+4.2	0.95	1.58	1.58	2.22	2.66	3.49	9.00	9.98	0.68	2.75	3.46	3.0	12.2	15.4	98	3.27	A	1375	A++	6,18	9,00	510
	1.5+2.5+2.5+3.5+5.0	0.90	1.50	1.50	2.10	3.00	3.61	9.00	10.45	0.71	2.70	3.80	3.1	12.0	16.9	98	3.33	A	1350	A++	6,18	9,00	510

Notes:
1. Cooling capacity is based on 27°CDB/19°CWB (Indoor temperature). 35°CDB (Outdoor temperature).
   Heating capacity is based on 20°CDB (Indoor temperature). 7°CDB/6°CWB (Outdoor temperature).
2. The total ability of connected indoor unit is up to 14.5kW.
3. It is impossible to connect the indoor unit for one room only.
4. The above is the value for connecting with the following indoor units.
   1.5kW: wall mounted CTXS-K series; 2.0, 2.5, 3.5, 4.2, 5.0kW: wall mounted FTXS-K series
   6.0, 7.1 kW class; wall mounted G series

Combination tables

Cooling

Outdoor unit	Indoor unit	Cooling capacity (kW)					Total capacity (kW)			Power input (kW)			Total current (A)			Power factor (%)	EER	Energy label	AEC (kWh)	Seasonal data			
		A room	B room	C room	D room	E room	Min.	Nom.	Max.	Min.	Nom.	Max.	Min.	Nom.	Max.					Label	SEER	Pdesign	AEC
5MXS90E	1S+2S+2S+2S+2S	0.91	1.51	1.51	2.54	2.54	3.60	9.00	10.44	0.71	2.75	4.09	3.1	12.2	18.1	98	3.27	A	1375	A++	6.18	9.00	510
1S+2S+3S+3S+3S		0.93	1.55	2.17	2.17	2.17	3.54	9.00	9.98	0.68	2.82	3.46	3.0	12.5	15.4	98	3.19	B	1410	A++	6.12	9.00	515
1S+2S+3S+3S+4S		0.89	1.48	2.07	2.07	2.49	3.64	9.00	10.47	0.71	2.75	4.09	3.1	12.2	18.1	98	3.27	A	1375	A++	6.12	9.00	515
1S+3S+3S+3S+3S		0.87	2.03	2.03	2.03	2.03	3.69	9.00	10.49	0.71	2.75	4.17	3.1	12.2	18.5	98	3.27	A	1375	A+	6.06	9.00	521
2M+2M+2M+2M		1.63	1.63	1.63	1.63	1.63	2.88	8.15	9.03	0.58	2.30	2.81	2.6	10.2	12.5	98	3.54	A	1150	A++	6.40	8.15	446
2M+2M+2M+3M		1.58	1.58	1.58	1.58	1.98	2.95	8.30	9.25	0.58	2.36	2.95	2.6	10.5	13.1	98	3.52	A	1180	A++	6.39	8.30	455
2M+2M+2M+3M		1.50	1.50	1.50	1.50	2.65	3.10	8.65	9.64	0.61	2.55	3.24	2.7	11.3	14.4	98	3.39	A	1275	A++	6.30	8.65	481
2M+2M+2M+4M		1.46	1.46	1.46	1.46	3.05	3.20	8.89	9.87	0.65	2.68	3.39	2.9	11.9	15.0	98	3.32	A	1340	A++	6.24	8.89	499
2M+2M+2M+5M		1.38	1.38	1.38	1.38	3.48	3.32	9.00	10.09	0.65	2.70	3.49	2.9	12.0	15.5	98	3.33	A	1350	A++	6.25	9.00	505
2M+2M+2M+6M		1.29	1.29	1.29	1.29	3.84	3.46	9.00	10.31	0.65	2.50	3.40	2.9	11.1	15.1	98	3.60	A	1250	A++	6.23	9.00	506
2M+2M+2M+7M		1.19	1.19	1.19	1.19	4.24	3.63	9.00	10.46	0.68	2.47	3.48	3.0	11.0	15.4	98	3.64	A	1235	A++	6.21	9.00	508
2M+2M+3M+3S		1.54	1.54	1.54	1.92	1.92	3.02	8.46	9.45	0.61	2.49	3.09	2.7	11.0	13.7	98	3.40	A	1245	A++	6.38	8.46	464
2M+2M+3M+3M		1.47	1.47	1.47	1.84	2.57	3.17	8.82	9.81	0.61	2.68	3.39	2.7	11.9	15.0	98	3.29	A	1340	A++	6.27	8.82	493
2M+2M+3M+4M		1.42	1.42	1.42	1.77	2.97	3.27	9.00	9.97	0.65	2.82	3.46	2.9	12.5	15.4	98	3.19	B	1410	A++	6.25	9.00	505
2M+2M+3M+5M		1.33	1.33	1.33	1.67	3.34	3.39	9.00	10.15	0.65	2.70	3.49	2.9	12.0	15.5	98	3.33	A	1350	A++	6.25	9.00	505
2M+2M+3M+6M		1.24	1.24	1.24	1.55	3.73	3.54	9.00	10.38	0.68	2.50	3.40	3.0	11.1	15.1	98	3.60	A	1250	A++	6.22	9.00	507
2M+2M+3M+7M		1.15	1.15	1.15	1.44	4.11	3.70	9.00	10.50	0.71	2.47	3.48	3.1	11.0	15.4	98	3.64	A	1235	A++	6.21	9.00	508
2M+3M+3M+3S		1.54	1.54	1.54	1.92	1.92	3.02	8.46	9.45	0.61	2.49	3.09	2.7	11.0	13.7	98	3.40	A	1245	A++	6.24	8.46	475
2M+3M+3M+4M		1.31	1.31	1.31	2.31	2.76	3.42	9.00	9.98	0.68	2.75	3.46	3.0	12.2	15.4	98	3.27	A	1375	A++	6.18	9.00	510
2M+3M+3M+5M		1.24	1.24	1.24	2.17	3.11	3.54	9.00	10.16	0.68	2.74	3.49	3.0	12.2	15.5	98	3.28	A	1370	A++	6.18	9.00	510
2M+3M+3M+6M		1.16	1.16	1.16	2.03	3.49	3.69	9.00	10.49	0.71	2.46	3.48	3.1	10.9	15.4	98	3.66	A	1230	A++	6.15	9.00	513
2M+3M+4M+4M		1.24	1.24	1.24	2.64	2.64	3.52	9.00	9.99	0.68	2.75	3.47	3.0	12.2	15.4	98	3.27	A	1375	A++	6.18	9.00	510
2M+3M+4M+5M		1.18	1.18	1.18	2.50	2.96	3.64	9.00	10.47	0.71	2.70	3.89	3.1	12.0	17.3	98	3.33	A	1350	A++	6.18	9.00	510
2M+3M+3M+3M		1.51	1.51	1.88	1.88	1.88	3.10	8.66	9.64	0.61	2.55	3.24	2.7	11.3	14.4	98	3.40	A	1275	A++	6.37	8.66	477
2M+3M+3M+4M		1.44	1.44	1.80	1.80	2.52	3.24	9.00	9.96	0.65	2.82	3.46	2.9	12.5	15.4	98	3.19	B	1410	A++	6.25	9.00	505
2M+3M+3M+4M		1.37	1.37	1.70	1.70	2.86	3.35	9.00	9.66	0.65	2.86	3.46	2.9	12.7	15.4	98	3.15	B	1430	A++	6.25	9.00	505
2M+3M+3M+5M		1.29	1.29	1.61	1.61	3.20	3.46	9.00	10.15	0.68	2.70	3.49	3.0	12.0	15.5	98	3.33	A	1350	A++	6.25	9.00	505
2M+3M+3M+6M		1.20	1.20	1.50	1.50	3.60	3.61	9.00	10.45	0.68	2.46	3.48	3.0	10.9	15.4	98	3.66	A	1230	A++	6.22	9.00	507
2M+3M+3M+4M		1.33	1.33	1.68	2.33	2.33	3.39	9.00	9.97	0.68	2.82	3.46	3.0	12.5	15.4	98	3.19	B	1410	A++	6.18	9.00	510
2M+3M+3M+4M		1.27	1.27	1.58	2.22	2.66	3.49	9.00	9.66	0.68	2.79	3.46	3.0	12.4	15.4	98	3.23	A	1395	A++	6.18	9.00	510
2M+3M+3M+5M		1.20	1.20	1.50	2.10	3.00	3.61	9.00	10.45	0.71	2.70	3.80	3.1	12.0	16.9	98	3.33	A	1350	A++	6.18	9.00	510
2M+3M+4M+4M		1.21	1.21	1.50	2.54	2.54	3.60	9.00	10.44	0.71	2.75	4.01	3.1	12.2	17.8	98	3.27	A	1375	A++	6.18	9.00	510
2M+3M+3M+3M		1.23	1.23	2.18	2.18	2.18	3.54	9.00	9.98	0.68	2.82	3.46	3.0	12.5	15.4	98	3.19	B	1410	A++	6.12	9.00	515
2M+3M+3M+4M		1.18	1.18	2.07	2.07	2.50	3.64	9.00	10.47	0.71	2.75	4.01	3.1	12.2	17.8	98	3.27	A	1375	A++	6.12	9.00	515
2M+3M+3M+3M		1.46	1.84	1.84	1.84	1.84	3.17	8.82	9.81	0.61	2.68	3.39	2.7	11.9	15.0	98	3.29	A	1340	A++	6.34	8.82	488
2M+3M+3M+4M		1.39	1.73	1.73	1.73	2.42	3.32	9.00	9.96	0.65	2.82	3.46	2.9	12.5	15.4	98	3.19	B	1410	A++	6.25	9.00	505
2M+3M+3M+4M		1.32	1.64	1.64	1.64	2.76	3.42	9.00	9.97	0.68	2.82	3.46	3.0	12.5	15.4	98	3.19	B	1410	A++	6.25	9.00	505
2M+3M+3M+5M		1.25	1.55	1.55	1.55	3.10	3.54	9.00	10.15	0.68	2.70	3.49	3.0	12.0	15.5	98	3.33	A	1350	A++	6.25	9.00	505
2M+3M+3M+6M		1.17	1.45	1.45	1.45	3.48	3.69	9.00	10.49	0.71	2.46	3.48	3.1	10.9	15.4	98	3.66	A	1230	A++	6.22	9.00	507
2M+3M+3M+4M		1.28	1.61	1.61	2.25	2.25	3.46	9.00	9.97	0.68	2.82	3.46	3.0	12.5	15.4	98	3.19	B	1410	A++	6.18	9.00	510
2M+3M+4M+4M		1.23	1.53	1.53	2.14	2.57	3.57	9.00	10.41	0.71	2.75	4.01	3.1	12.2	17.8	98	3.27	A	1375	A++	6.18	9.00	510
2M+3M+3M+5M		1.17	1.45	1.45	2.03	2.90	3.69	9.00	10.49	0.71	2.70	3.88	3.1	12.0	17.2	98	3.33	A	1350	A++	6.18	9.00	510
2M+3M+4M+4M		1.18	1.46	1.46	2.45	2.45	3.64	9.00	10.47	0.71	2.75	4.01	3.1	12.2	17.8	98	3.27	A	1375	A++	6.18	9.00	510
2M+3M+3M+3M		1.20	1.50	2.10	2.10	2.10	3.61	9.00	10.42	0.71	2.82	4.01	3.1	12.5	17.8	98	3.19	B	1410	A++	6.12	9.00	515
1S+2S+3S+3S+3S		1.80	1.80	1.80	1.80	1.80	3.24	9.00	9.95	0.65	2.81	3.46	2.9	12.5	15.4	98	3.20	A	1405	A++	6.31	9.00	499
1S+2S+3S+3S+3S		1.67	1.67	1.67	1.67	2.32	3.39	9.00	9.96	0.68	2.75	3.46	3.0	12.2	15.4	98	3.27	A	1375	A++	6.25	9.00	505
1S+2S+3S+3S+4S		1.58	1.58	1.58	1.58	2.68	3.49	9.00	9.97	0.68	2.82	3.46	3.0	12.5	15.4	98	3.19	B	1410	A++	6.25	9.00	505
1S+2S+3S+3S+4S		1.50	1.50	1.50	1.50	3.00	3.61	9.00	10.45	0.71	2.70	3.88	3.1	12.0	17.2	98	3.33	A	1350	A++	6.25	9.00	505
1S+2S+3S+3S+3S		1.56	1.56	1.56	2.16	2.16	3.54	9.00	9.97	0.68	2.82	3.46	3.0	12.5	15.4	98	3.19	B	1410	A++	6.18	9.00	510
1S+2S+3S+3S+4S		1.48	1.48	1.48	2.07	2.49	3.64	9.00	10.47	0.71	2.75	4.01	3.1	12.2	17.8	98	3.27	A	1375	A++	6.18	9.00	510
1S+3S+3S+3S+3S		1.44	1.44	2.04	2.04	2.04	3.69	9.00	10.42	0.71	2.75	4.01	3.1	12.2	17.8	98	3.27	A	1375	A++	6.12	9.00	515

Notes:
1. Cooling capacity is based on 27°CDB/19°CWB (Indoor temperature). 35°CDB (Outdoor temperature).
   Heating capacity is based on 20°CDB (Indoor temperature). 7°CDB/6°CWB (Outdoor temperature).
2. The total ability of connected indoor unit is up to 14.5kW.
3. It is impossible to connect the indoor unit for one room only.
4. The above is the value for connecting with the following indoor units.
   1.5kW: wall mounted CTXS-K series; 2.0, 2.5, 3.5, 4.2, 5.0kW: wall mounted FTXS-K series
   6.0, 7.1 kW class; wall mounted G series

Combination tables

Heating

Outdoor unit	Indoor unit	Heating capacity (kW)					Total capacity (kW)			Power input (kW)			Total current (A)			Power factor (%)	COP	Energy label	Seasonal data				
		A room	B room	C room	D room	E room	Min.	Nom.	Max.	Min.	Nom.	Max.	Min.	Nom.	Max.				Label	SCOP	Pdesign	AEC	Back-up heater capacity at -10°C
5MXS90E	1.5+1.5	1.83	1.83	---	---	---	1.48	3.66	5.75	0.39	0.91	1.48	1.7	4.0	6.6	98	4.02	A	A	3.85	3.41	1239	0.63
	1.5+2.0	1.83	2.44	---	---	---	1.54	4.27	5.75	0.37	1.04	1.48	1.6	4.6	6.6	98	4.11	A	A	3.85	3.47	1262	0.62
	1.5+2.5	1.83	3.05	---	---	---	1.69	4.88	7.46	0.39	1.21	2.09	1.7	5.4	9.3	98	4.03	A	A	3.86	3.50	1269	0.64
	1.5+3.5	1.83	4.26	---	---	---	1.98	6.09	7.46	0.47	1.71	2.29	2.1	7.6	10.2	98	3.56	B	A	3.82	3.82	1399	0.68
	1.5+4.2	1.83	5.12	---	---	---	2.19	6.95	8.53	0.45	2.09	2.81	2.0	9.3	12.5	98	3.33	C	A	3.84	3.86	1409	0.72
	1.5+5.0	1.83	6.09	---	---	---	2.43	7.92	9.09	0.47	2.16	2.66	2.1	9.6	11.8	98	3.67	A	A	3.84	3.78	1377	0.71
	1.5+6.0	1.79	7.14	---	---	---	2.72	8.93	9.88	0.51	2.47	2.96	2.3	11.0	13.1	98	3.62	A	A	3.84	4.30	1567	0.81
	1.5+7.1	1.69	8.00	---	---	---	3.03	9.69	9.90	0.55	2.83	2.94	2.4	12.6	13.0	98	3.42	B	A	3.86	4.53	1643	0.84
	2.0+2.0	2.44	2.44	---	---	---	1.69	4.88	6.85	0.39	1.21	1.87	1.7	5.4	8.3	98	4.03	A	A	3.85	3.54	1289	0.68
	2.0+2.5	2.44	3.05	---	---	---	1.84	5.49	7.25	0.41	1.40	2.05	1.8	6.2	9.1	98	3.92	A	A	3.84	3.57	1303	0.64
	2.0+3.5	2.44	4.26	---	---	---	2.13	6.70	7.74	0.50	1.99	2.44	2.2	8.8	10.8	98	3.37	C	A	3.82	3.91	1432	0.70
	2.0+4.2	2.44	5.11	---	---	---	2.34	7.55	8.53	0.62	2.33	2.81	2.8	10.3	12.5	98	3.24	C	A	3.83	3.95	1446	0.74
	2.0+5.0	2.44	6.09	---	---	---	2.57	8.53	9.09	0.63	2.45	2.66	2.8	10.9	11.8	98	3.48	B	A	3.84	3.87	1412	0.73
	2.0+6.0	2.32	6.95	---	---	---	2.86	9.27	9.88	0.65	2.63	2.96	2.9	11.7	13.1	98	3.52	B	A	3.85	4.42	1606	0.87
	2.0+7.1	2.20	7.83	---	---	---	3.17	10.03	10.37	0.69	3.01	3.18	3.1	13.4	14.1	98	3.33	C	A	3.88	4.66	1684	0.90
	2.5+2.5	3.04	3.04	---	---	---	1.98	6.08	7.46	0.47	1.76	2.35	2.1	7.8	10.4	98	3.45	B	A	3.84	3.60	1312	0.67
	2.5+3.5	3.05	4.26	---	---	---	2.28	7.31	8.53	0.60	2.34	2.94	2.7	10.4	13.0	98	3.12	D	A	3.87	3.96	1434	0.75
	2.5+4.2	3.04	5.12	---	---	---	2.49	8.16	9.02	0.65	2.76	3.18	2.9	12.2	14.1	98	2.96	D	A	3.82	4.00	1465	0.72
	2.5+5.0	2.98	5.95	---	---	---	2.72	8.93	9.70	0.66	2.61	2.99	2.9	11.6	13.3	98	3.42	B	A	3.83	3.92	1435	0.71
	2.5+6.0	2.83	6.79	---	---	---	3.00	9.62	9.88	0.67	2.86	3.03	3.0	12.7	13.4	98	3.36	C	A	3.85	4.48	1629	0.86
	2.5+7.1	2.70	7.68	---	---	---	3.31	10.38	10.77	0.72	3.22	3.46	3.2	14.3	15.4	98	3.22	C	A	3.89	4.73	1701	0.91
	3.5+3.5	4.27	4.27	---	---	---	2.57	8.54	9.02	0.65	2.91	3.15	2.9	12.9	14.0	98	2.93	D	A	3.84	4.42	1610	0.87
	3.5+4.2	4.12	4.94	---	---	---	2.77	9.06	9.60	0.70	3.21	3.53	3.1	14.2	15.7	98	2.82	D	A	3.84	4.47	1630	0.85
	3.5+5.0	3.96	5.66	---	---	---	3.00	9.62	9.70	0.71	2.93	2.98	3.1	13.0	13.2	98	3.28	C	A	3.83	4.36	1595	0.81
	3.5+6.0	3.80	6.51	---	---	---	3.28	10.31	10.75	0.72	3.19	3.43	3.2	14.2	15.2	98	3.23	C	A	3.87	5.06	1830	0.97
	3.5+7.1	3.43	6.97	---	---	---	3.59	10.40	10.78	0.77	3.11	3.35	3.4	13.8	14.9	98	3.34	C	A	3.91	5.35	1917	1.00
	4.2+4.2	4.77	4.77	---	---	---	2.97	9.54	9.61	0.72	3.47	3.53	3.2	15.4	15.7	98	2.75	E	A	3.85	4.52	1644	0.83
	4.2+5.0	4.61	5.49	---	---	---	3.20	10.10	10.12	0.73	3.22	3.28	3.2	14.3	14.6	98	3.14	D	A	3.84	4.41	1607	0.86
	4.2+6.0	4.28	6.12	---	---	---	3.48	10.40	10.76	0.75	3.24	3.42	3.3	14.4	15.2	98	3.21	C	A	3.89	5.12	1845	0.97
	4.2+7.1	3.87	6.53	---	---	---	3.79	10.40	10.78	0.79	3.11	3.34	3.5	13.8	14.8	98	3.34	C	A	3.91	5.41	1940	1.00
	5.0+5.0	5.20	5.20	---	---	---	3.42	10.40	10.64	0.76	3.28	3.40	3.4	14.6	15.1	98	3.17	D	A	3.84	4.31	1573	0.82
	5.0+6.0	4.73	5.67	---	---	---	3.70	10.40	10.88	0.75	3.08	3.31	3.3	13.7	14.7	98	3.38	C	A	3.87	4.99	1806	0.97
	5.0+7.1	4.30	6.10	---	---	---	4.01	10.40	10.51	0.83	3.01	3.06	3.7	13.4	13.6	98	3.46	B	A	3.89	5.28	1900	1.00
	6.0+6.0	5.20	5.20	---	---	---	3.99	10.40	10.71	0.76	2.88	3.04	3.4	12.8	13.5	98	3.61	A	A	3.92	5.83	2080	1.10
	6.0+7.1	4.76	5.64	---	---	---	4.30	10.40	10.74	0.84	2.86	3.03	3.7	12.7	13.4	98	3.64	A	A	3.95	6.17	2187	1.20
	7.1+7.1	5.20	5.20	---	---	---	4.61	10.40	10.77	0.89	2.85	3.02	3.9	12.6	13.4	98	3.65	A	A	3.95	6.46	2289	1.26
	1.5+1.5+1.5	1.83	1.83	1.83	---	---	1.84	5.50	7.52	0.47	1.24	1.92	2.1	5.5	8.5	98	4.44	A	A	3.85	4.40	1599	0.85
	1.5+1.5+2.0	1.83	1.83	2.44	---	---	1.98	6.10	7.52	0.49	1.39	1.92	2.2	6.2	8.5	98	4.39	A	A	3.84	4.52	1648	0.83
	1.5+1.5+2.5	1.83	1.83	3.05	---	---	2.13	6.71	7.52	0.51	1.63	1.92	2.3	7.2	8.5	98	4.12	A	A	3.85	4.58	1667	0.89
	1.5+1.5+3.5	1.83	1.83	4.27	---	---	2.43	7.93	9.22	0.55	2.04	2.57	2.4	9.1	11.4	98	3.89	A	A	3.87	5.18	1874	0.96
	1.5+1.5+4.2	1.82	1.82	5.09	---	---	2.63	8.73	9.22	0.60	2.37	2.57	2.7	10.5	11.4	98	3.68	A	A	3.88	5.24	1890	1.02
	1.5+1.5+5.0	1.74	1.74	5.80	---	---	2.86	9.28	9.99	0.60	2.53	2.84	2.7	11.2	12.6	98	3.67	A	A	3.88	5.11	1842	0.96
	1.5+1.5+6.0	1.66	1.66	6.65	---	---	3.14	9.97	10.71	0.61	2.65	3.04	2.7	11.8	13.5	98	3.76	A	A	3.90	5.97	2143	1.12
	1.5+1.5+7.1	1.55	1.55	7.32	---	---	3.45	10.41	10.75	0.65	2.86	3.03	2.9	12.7	13.4	98	3.64	A	A	3.93	6.32	2252	1.23
	1.5+2.0+2.0	1.83	2.44	2.44	---	---	2.13	6.71	7.52	0.51	1.63	1.92	2.3	7.2	8.5	98	4.12	A	A	3.85	4.65	1693	0.89
	1.5+2.0+2.5	1.83	2.44	3.05	---	---	2.28	7.32	8.67	0.53	1.83	2.32	2.4	8.1	10.3	98	4.00	A	A	3.85	4.72	1718	0.90
	1.5+2.0+3.5	1.83	2.44	4.27	---	---	2.58	8.54	9.22	0.57	2.27	2.57	2.5	10.1	11.4	98	3.76	A	A	3.87	5.34	1931	0.99
	1.5+2.0+4.2	1.77	2.36	4.95	---	---	2.77	9.07	9.89	0.62	2.47	2.89	2.8	11.0	12.8	98	3.67	A	A	3.90	5.40	1937	1.05
	1.5+2.0+5.0	1.70	2.27	5.66	---	---	3.00	9.63	9.99	0.62	2.68	2.84	2.8	11.9	12.6	98	3.59	B	A	3.87	5.27	1906	0.99
	1.5+2.0+6.0	1.63	2.17	6.52	---	---	3.28	10.32	10.71	0.64	2.82	3.04	2.8	12.5	13.5	98	3.66	A	A	3.94	6.16	2189	1.19
	1.5+2.0+7.1	1.47	1.96	6.97	---	---	3.59	10.41	10.75	0.68	2.86	3.03	3.0	12.7	13.4	98	3.64	A	A	3.94	6.46	2297	1.26
	1.5+2.5+2.5	1.83	3.05	3.05	---	---	2.43	7.93	9.21	0.55	2.05	2.58	2.4	9.1	11.4	98	3.87	A	A	3.86	4.78	1734	0.89
	1.5+2.5+3.5	1.79	2.98	4.17	---	---	2.72	8.94	9.89	0.60	2.42	2.89	2.7	10.7	12.8	98	3.69	A	A	3.89	5.42	1951	1.01
	1.5+2.5+4.2	1.72	2.87	4.82	---	---	2.91	9.42	9.89	0.64	2.62	2.89	2.8	11.6	12.8	98	3.60	B	A	3.90	5.48	1967	1.07
	1.5+2.5+5.0	1.66	2.77	5.54	---	---	3.14	9.97	10.48	0.65	2.84	3.07	2.9	12.6	13.6	98	3.51	B	A	3.87	5.34	1931	0.99
	1.5+2.5+6.0	1.56	2.60	6.25	---	---	3.42	10.41	10.71	0.66	2.87	3.04	2.9	12.7	13.5	98	3.63	A	A	3.92	6.25	2233	1.16
	1.5+2.5+7.1	1.41	2.34	6.66	---	---	3.73	10.41	10.75	0.70	2.86	3.03	3.1	12.7	13.4	98	3.64	A	A	3.94	6.46	2298	1.26
	1.5+3.5+3.5	1.70	3.97	3.97	---	---	3.00	9.63	9.89	0.64	2.73	2.89	2.8	12.1	12.8	98	3.53	B	A	3.93	6.16	2193	1.19
	1.5+3.5+4.2	1.65	3.85	4.62	---	---	3.20	10.11	10.37	0.69	3.01	3.12	3.1	13.4	13.8	98	3.36	C	A	3.92	6.23	2224	1.20
	1.5+3.5+5.0	1.56	3.64	5.21	---	---	3.42	10.41	10.49	0.70	3.07	3.07	3.1	13.6	13.6	98	3.39	C	A	3.94	6.07	2157	1.16
	1.5+3.5+6.0	1.42	3.31	5.68	---	---	3.70	10.41	10.72	0.71	2.87	3.04	3.1	12.7	13.5	98	3.63	A	A	3.97	6.46	2280	1.25
	1.5+3.5+7.1	1.29	3.01	6.11	---	---	4.01	10.41	10.75	0.78	2.86	3.03	3.5	12.7	13.4	98	3.64	A	A+	4.03	6.46	2245	1.25
	1.5+4.2+4.2	1.58	4.42	4.42	---	---	3.39	10.41	10.48	0.72	3.17	3.17	3.2	14.1	14.1	98	3.28	C	A	3.92	6.31	2255	1.22
	1.5+4.2+5.0	1.46	4.09	4.86	---	---	3.62	10.41	10.61	0.75	3.07	3.07	3.3	13.6	13.6	98	3.39	C	A	3.93	6.14	2187	1.17
	1.5+4.2+6.0	1.33	3.74	5.34	---	---	3.90	10.41	10.84	0.76	2.87	3.04	3.4	12.7	13.5	98	3.63	A	A	3.99	6.46	2267	1.25
	1.5+4.2+7.1	1.22	3.42	5.77	---	---	4.21	10.41	10.87	0.81	2.86	3.02	3.6	12.7	13.4	98	3.64	A	A+	4.04	6.46	2241	1.25
	1.5+5.0+5.0	1.36	4.53	4.53	---	---	3.84	10.41	10.74	0.75	2.96	3.08	3.3	13.1	13.7	98	3.52	B	A	3.90	5.98	2150	1.13
	1.5+5.0+6.0	1.25	4.16	5.00	---	---	4.13	10.41	10.97	0.76	2.77	2.99	3.4	12.3	13.3	98	3.76	A	A	3.97	6.46	2279	1.25
	1.5+5.0+7.1	1.15	3.83	5.43	---	---	4.44	10.41	11.00	0.84	2.75	2.97	3.7	12.2	13.2	98	3.79	A	A+	4.03	6.46	2246	1.25
	1.5+6.0+6.0	1.16	4.63	4.63	---	---	4.41	10.41	11.20	0.77	2.62	2.90	3.4	11.6	12.9	98	3.97	A	A+	4.07	6.46	2224	1.24
	1.5+6.0+7.1	1.07	4.28	5.06	---	---	4.72	10.41	11.23	0.84	2.61	2.89	3.7	11.6	12.8	98	3.99	A	A+	4.10	6.46	2204	1.24
	2.0+2.0+2.0	2.44	2.44	2.44	---	---	2.28	7.32	8.67	0.53	1.84	2.32	2.4	8.2	10.3	98	3.98	A	A	3.86	4.79	1736	0.90
	2.0+2.0+2.5	2.44	2.44	3.04	---	---	2.43	7.92	9.21	0.55	2.05	2.58	2.4	9.1	11.4	98	3.86	A	A	3.86	4.86	1763	0.90
	2.0+2.0+3.5	2.38	2.38	4.17	---	---	2.72	8.93	9.89	0.60	2.42	2.89	2.7	10.7	12.8	98	3.69	A	A	3.89	5.50	1979	1.02
	2.0+2.0+4.2	2.30	2.30	4.81	---	---	2.91	9.41	9.89	0.64	2.62	2.89	2.8	11.6	12.8	98	3.59	B	A	3.89	5.57	2004	1.03
	2.0+2.0+5.0	2.21	2.21	5.54	---	---	3.14	9.96	10.48	0.65	2.84	3.07	2.9	12.6	13.6	98	3.51	B	A	3.89	5.43	1953	1.02
	2.0+2.0+6.0	2.08	2.08	6.24	---	---	3.42	10.40	10.71	0.66	2.87	3.04	2.9	12.7	13.5	98	3.62	A	A	3.92	6.35	2269	1.21
	2.0+2.0+7.1	1.87	1.87	6.66	---	---	3.73	10.40	10.75	0.70	2.86	3.03	3.1	12.7	13.4	98	3.64	A	A	3.94	6.46	2297	1.26
	2.0+2.5+2.5	2.43	3.05	3.05	---	---	2.57	8.53	9.21	0.57	2.28	2.58	2.5	10.1	11.4	98	3.74	A	A	3.86	4.93	1789	0.91
	2.0+2.5+3.5	2.31	2.90	4.06	---	---	2.86	9.27	9.89	0.62	2.57	2.89	2.8	11.4	12.8	98	3.61	A	A	3.89	5.59	2014	1.05
	2.0+2.5+4.2	2.24	2.80	4.71	---	---	3.06	9.75	10.36	0.67	2.78	3.12	3.0	12.3	13.8	98	3.51	B	A	3.88	5.65	2038	1.05
	2.0+2.5+5.0	2.17	2.71	5.43	---	---	3.28	10.31	10.48	0.67	3.02	3.07	3.0	13.4	13.6	98	3.41	B	A	3.89	5.51	1983	1.03
	2.0+2.5+6.0	1.98	2.48	5.94	---	---	3.56	10.40	10.71	0.68	2.87	3.04	3.0	12.7	13.5	98	3.62	A	A	3.94	6.45	2295	1.25

Notes:
1. Cooling capacity is based on 27°CDB/19°CWB (Indoor temperature). 35°CDB (Outdoor temperature).
   Heating capacity is based on 20°CDB (Indoor temperature). 7°CDB/6°CWB (Outdoor temperature).
2. The total ability of connected indoor unit is up to 14.5kW.
3. It is impossible to connect the indoor unit for one room only.
4. The above is the value for connecting with the following indoor units.
   1.5kW: wall mounted CTXS-K series; 2.0, 2.5, 3.5, 4.2, 5.0kW: wall mounted FTXS-K series
   6.0, 7.1 kW class; wall mounted G series

Combination tables

Heating

Outdoor unit	Indoor unit	Heating capacity (kW)					Total capacity (kW)			Power input (kW)			Total current (A)			Power factor (%)	COP	Energy label	Seasonal data				
		A room	B room	C room	D room	E room	Min.	Nom.	Max.	Min.	Nom.	Max.	Min.	Nom.	Max.				Label	SCOP	Pdesign	AEC	Back-up heater capacity at -10°C
5MXS90E	2.0+2.5+7.1	1.79	2.24	6.37	---	---	3.87	10.40	10.75	0.73	2.86	3.03	3.2	12.7	13.4	98	3.64	A	A	3.97	6.46	2278	1.25
	2.0+3.5+3.5	2.22	3.87	3.87	---	---	3.14	9.96	10.36	0.69	2.89	3.12	3.1	12.8	13.8	98	3.45	B	A	3.91	6.35	2273	1.21
	2.0+3.5+4.2	2.14	3.75	4.51	---	---	3.34	10.40	10.55	0.72	3.18	3.23	3.2	14.1	14.3	98	3.27	C	A	3.93	6.43	2293	1.23
	2.0+3.5+5.0	1.98	3.47	4.95	---	---	3.56	10.40	10.90	0.72	3.07	3.30	3.2	13.6	14.6	98	3.39	C	A	3.91	6.26	2240	1.17
	2.0+3.5+6.0	1.80	3.17	5.43	---	---	3.84	10.40	10.72	0.73	2.87	3.04	3.2	12.7	13.5	98	3.62	A	A+	4.02	6.46	2248	1.25
	2.0+3.5+7.1	1.65	2.89	5.86	---	---	4.15	10.40	10.75	0.81	2.86	3.03	3.6	12.7	13.4	98	3.64	A	A+	4.04	6.46	2241	1.25
	2.0+4.2+4.2	2.00	4.20	4.20	---	---	3.53	10.40	10.56	0.74	3.12	3.23	3.3	13.8	14.3	98	3.33	C	A	3.93	6.46	2301	1.26
	2.0+4.2+5.0	1.86	3.90	4.64	---	---	3.76	10.40	10.91	0.77	3.07	3.30	3.4	13.6	14.6	98	3.39	C	A	3.91	6.34	2270	1.20
	2.0+4.2+6.0	1.70	3.58	5.12	---	---	4.04	10.40	10.73	0.78	2.87	3.04	3.5	12.7	13.5	98	3.62	A	A+	4.03	6.46	2246	1.25
	2.0+4.2+7.1	1.56	3.28	5.56	---	---	4.35	10.40	10.76	0.83	2.86	3.02	3.7	12.7	13.4	98	3.64	A	A+	4.06	6.46	2228	1.25
	2.0+5.0+5.0	1.74	4.33	4.33	---	---	3.99	10.40	10.63	0.80	2.96	3.08	3.5	13.1	13.7	98	3.51	B	A	3.94	6.17	2194	1.20
	2.0+5.0+6.0	1.60	4.00	4.80	---	---	4.27	10.40	10.86	0.79	2.77	2.99	3.5	12.3	13.3	98	3.75	A	A	3.99	6.46	2267	1.25
	2.0+5.0+7.1	1.47	3.69	5.24	---	---	4.58	10.40	10.89	0.86	2.75	2.97	3.8	12.2	13.2	98	3.78	A	A+	4.04	6.46	2240	1.25
	2.0+6.0+6.0	1.48	4.46	4.46	---	---	4.55	10.40	11.09	0.82	2.62	2.90	3.6	11.6	12.9	98	3.97	A	A+	4.09	6.46	2209	1.24
	2.0+6.0+7.1	1.38	4.13	4.89	---	---	4.86	10.40	11.12	0.87	2.61	2.89	3.9	11.6	12.8	98	3.98	A	A+	4.12	6.46	2194	1.24
	2.5+2.5+2.5	2.98	2.98	2.98	---	---	2.72	8.94	9.88	0.60	2.42	2.89	2.7	10.7	12.8	98	3.69	A	A	3.87	5.00	1810	0.98
	2.5+2.5+3.5	2.83	2.83	3.96	---	---	3.00	9.62	9.89	0.67	2.73	2.89	3.0	12.1	12.8	98	3.52	B	A	3.89	5.67	2043	1.07
	2.5+2.5+4.2	2.74	2.74	4.62	---	---	3.20	10.10	10.36	0.69	3.01	3.12	3.1	13.4	13.8	98	3.36	C	A	3.91	5.74	2056	1.08
	2.5+2.5+5.0	2.60	2.60	5.20	---	---	3.42	10.40	10.89	0.70	3.07	3.30	3.1	13.6	14.6	98	3.39	C	A	3.89	5.59	2014	1.05
	2.5+2.5+6.0	2.36	2.36	5.68	---	---	3.70	10.40	10.71	0.71	2.87	3.04	3.1	12.7	13.5	98	3.62	A	A	3.94	6.46	2297	1.26
	2.5+2.5+7.1	2.15	2.15	6.10	---	---	4.01	10.40	10.75	0.78	2.86	3.03	3.5	12.7	13.4	98	3.64	A	A	3.97	6.46	2277	1.25
	2.5+3.5+3.5	2.71	3.80	3.80	---	---	3.28	10.31	10.76	0.72	3.12	3.35	3.2	13.8	14.9	98	3.30	C	A	3.93	6.44	2296	1.24
	2.5+3.5+4.2	2.55	3.57	4.28	---	---	3.48	10.40	10.77	0.74	3.18	3.35	3.3	14.1	14.9	98	3.27	C	A	3.93	6.46	2301	1.26
	2.5+3.5+5.0	2.36	3.31	4.73	---	---	3.70	10.40	10.90	0.75	3.07	3.30	3.3	13.6	14.6	98	3.39	C	A	3.91	6.35	2273	1.21
	2.5+3.5+6.0	2.17	3.03	5.20	---	---	3.99	10.40	10.72	0.76	2.87	3.04	3.4	12.7	13.5	98	3.62	A	A+	4.03	6.46	2246	1.25
	2.5+3.5+7.1	1.98	2.78	5.64	---	---	4.30	10.40	10.75	0.83	2.86	3.03	3.7	12.7	13.4	98	3.64	A	A+	4.06	6.46	2226	1.25
	2.5+4.2+4.2	2.38	4.01	4.01	---	---	3.68	10.40	10.77	0.77	3.12	3.35	3.4	13.8	14.9	98	3.33	C	A	3.93	6.46	2302	1.26
	2.5+4.2+5.0	2.23	3.73	4.44	---	---	3.90	10.40	10.91	0.80	3.07	3.30	3.5	13.6	14.6	98	3.39	C	A	3.93	6.43	2293	1.23
	2.5+4.2+6.0	2.05	3.44	4.91	---	---	4.18	10.40	10.73	0.81	2.87	3.04	3.6	12.7	13.5	98	3.62	A	A+	4.03	6.46	2245	1.25
	2.5+4.2+7.1	1.88	3.17	5.35	---	---	4.49	10.40	10.76	0.86	2.86	3.02	3.8	12.7	13.4	98	3.64	A	A+	4.06	6.46	2226	1.25
	2.5+5.0+5.0	2.08	4.16	4.16	---	---	4.13	10.40	10.63	0.83	2.96	3.08	3.7	13.1	13.7	98	3.51	B	A	3.91	6.26	2240	1.17
	2.5+5.0+6.0	1.93	3.85	4.62	---	---	4.41	10.40	10.86	0.84	2.77	2.99	3.7	12.3	13.3	98	3.75	A	A+	4.02	6.46	2248	1.25
	2.5+5.0+7.1	1.78	3.56	5.06	---	---	4.72	10.40	10.89	0.89	2.75	2.97	3.9	12.2	13.2	98	3.78	A	A+	4.04	6.46	2241	1.25
	2.5+6.0+6.0	1.80	4.30	4.30	---	---	4.69	10.40	11.09	0.85	2.62	2.90	3.8	11.6	12.9	98	3.97	A	A+	4.10	6.46	2204	1.24
	2.5+6.0+7.1	1.67	4.00	4.73	---	---	5.00	10.40	11.12	0.90	2.61	2.89	4.0	11.6	12.8	98	3.98	A	A+	4.15	6.46	2181	1.24
	3.5+3.5+3.5	3.46	3.46	3.46	---	---	3.56	10.38	10.76	0.77	3.12	3.35	3.4	13.8	14.9	98	3.33	C	A+	4.02	6.46	2252	1.25
	3.5+3.5+4.2	3.25	3.25	3.90	---	---	3.76	10.40	10.77	0.80	3.12	3.35	3.5	13.8	14.9	98	3.33	C	A+	4.02	6.46	2250	1.25
	3.5+3.5+5.0	3.03	3.03	4.34	---	---	3.99	10.40	10.91	0.83	3.07	3.30	3.7	13.6	14.6	98	3.39	C	A	3.98	6.46	2271	1.25
	3.5+3.5+6.0	2.80	2.80	4.80	---	---	4.27	10.40	10.73	0.84	2.87	3.04	3.7	12.7	13.5	98	3.62	A	A+	4.09	6.46	2213	1.24
	3.5+3.5+7.1	2.58	2.58	5.24	---	---	4.58	10.40	10.76	0.89	2.86	3.02	3.9	12.7	13.4	98	3.64	A	A+	4.12	6.46	2198	1.24
	3.5+4.2+4.2	3.06	3.67	3.67	---	---	3.96	10.40	10.78	0.85	3.11	3.34	3.8	13.8	14.8	98	3.34	C	A+	4.02	6.46	2248	1.25
	3.5+4.2+5.0	2.87	3.44	4.09	---	---	4.18	10.40	10.51	0.85	3.01	3.12	3.8	13.4	13.8	98	3.46	B	A+	4.02	6.46	2252	1.25
	3.5+4.2+6.0	2.66	3.19	4.55	---	---	4.46	10.40	10.74	0.87	2.87	3.03	3.9	12.7	13.4	98	3.62	A	A+	4.09	6.46	2213	1.24
	3.5+4.2+7.1	2.46	2.95	4.99	---	---	4.78	10.40	10.77	0.95	2.85	3.02	4.2	12.6	13.4	98	3.65	A	A+	4.14	6.46	2185	1.24
	3.5+5.0+5.0	2.70	3.85	3.85	---	---	4.41	10.40	10.64	0.89	2.96	3.07	3.9	13.1	13.6	98	3.51	B	A	3.96	6.46	2284	1.25
	3.5+5.0+6.0	2.51	3.59	4.30	---	---	4.69	10.40	10.86	0.90	2.76	2.98	4.0	12.2	13.2	98	3.77	A	A+	4.06	6.46	2228	1.24
	3.5+5.0+7.1	2.34	3.33	4.73	---	---	5.00	10.40	10.90	0.95	2.75	2.97	4.2	12.2	13.2	98	3.78	A	A+	4.10	6.46	2207	1.24
	3.5+6.0+6.0	2.34	4.03	4.03	---	---	4.97	10.40	11.09	0.91	2.62	2.90	4.0	11.6	12.9	98	3.97	A	A+	4.21	6.46	2150	1.23
	4.2+4.2+4.2	3.47	3.47	3.47	---	---	4.15	10.40	10.79	0.88	3.11	3.34	3.9	13.8	14.8	98	3.34	C	A+	4.02	6.46	2249	1.25
	4.2+4.2+5.0	3.26	3.26	3.88	---	---	4.38	10.40	10.52	0.91	3.00	3.12	4.0	13.3	13.8	98	3.47	B	A+	4.02	6.46	2250	1.25
	4.2+4.2+6.0	3.03	3.03	4.34	---	---	4.66	10.40	10.75	0.92	2.86	3.03	4.1	12.7	13.4	98	3.64	A	A+	4.10	6.46	2208	1.24
	4.2+4.2+7.1	2.82	2.82	4.76	---	---	4.97	10.40	10.78	0.98	2.85	3.02	4.3	12.6	13.4	98	3.65	A	A+	4.16	6.46	2172	1.24
	4.2+5.0+5.0	3.08	3.66	3.66	---	---	4.61	10.40	10.64	0.91	2.96	3.07	4.0	13.1	13.6	98	3.51	B	A	3.98	6.46	2271	1.25
	4.2+5.0+6.0	2.87	3.42	4.11	---	---	4.89	10.40	10.87	0.93	2.76	2.98	4.1	12.2	13.2	98	3.77	A	A+	4.09	6.46	2213	1.24
	5.0+5.0+5.0	3.46	3.46	3.46	---	---	4.83	10.38	10.77	0.95	2.85	3.02	4.2	12.6	13.4	98	3.64	A	A	3.96	6.46	2283	1.25
	1.5+1.5+1.5+1.5	1.83	1.83	1.83	1.83	---	2.28	7.32	8.82	0.46	1.72	2.24	2.0	7.6	9.9	98	4.26	A	A	3.98	6.12	2156	1.33
	1.5+1.5+1.5+2.0	1.83	1.83	1.83	2.44	---	2.43	7.93	9.42	0.48	1.93	2.44	2.1	8.6	10.8	98	4.11	A	A	3.93	6.31	2248	1.22
	1.5+1.5+1.5+2.5	1.83	1.83	1.83	3.05	---	2.58	8.54	9.42	0.50	2.10	2.44	2.2	9.3	10.8	98	4.07	A	A	3.95	6.41	2273	1.32
	1.5+1.5+1.5+3.5	1.74	1.74	1.74	4.06	---	2.86	9.28	10.19	0.54	2.39	2.75	2.4	10.6	12.2	98	3.88	A	A+	4.01	6.46	2258	1.25
	1.5+1.5+1.5+4.2	1.68	1.68	1.68	4.71	---	3.06	9.76	10.74	0.59	2.59	3.03	2.6	11.5	13.4	98	3.77	A	A+	4.00	6.46	2260	1.25
	1.5+1.5+1.5+5.0	1.63	1.63	1.63	5.43	---	3.28	10.32	10.86	0.59	2.76	2.98	2.6	12.2	13.2	98	3.74	A	A+	4.00	6.46	2260	1.25
	1.5+1.5+1.5+6.0	1.49	1.49	1.49	5.95	---	3.56	10.41	11.09	0.60	2.62	2.90	2.7	11.6	12.9	98	3.97	A	A+	4.10	6.46	2208	1.24
	1.5+1.5+1.5+7.1	1.35	1.35	1.35	6.37	---	3.87	10.41	11.12	0.66	2.61	2.88	2.9	11.6	12.8	98	3.99	A	A+	4.14	6.46	2182	1.24
	1.5+1.5+2.0+2.0	1.83	1.83	2.44	2.44	---	2.58	8.54	9.42	0.50	2.10	2.44	2.2	9.3	10.8	98	4.07	A	A	3.98	6.46	2270	1.37
	1.5+1.5+2.0+2.5	1.79	1.79	2.38	2.98	---	2.72	8.94	10.18	0.52	2.24	2.76	2.3	9.9	12.2	98	3.99	A	A	3.96	6.46	2286	1.26
	1.5+1.5+2.0+3.5	1.70	1.70	2.27	3.97	---	3.00	9.63	10.19	0.59	2.49	2.75	2.6	11.0	12.2	98	3.87	A	A+	4.01	6.46	2256	1.25
	1.5+1.5+2.0+4.2	1.65	1.65	2.20	4.62	---	3.20	10.11	10.74	0.61	2.75	3.03	2.7	12.2	13.4	98	3.68	A	A+	4.03	6.46	2243	1.25
	1.5+1.5+2.0+5.0	1.56	1.56	2.08	5.21	---	3.42	10.41	10.86	0.64	2.76	2.98	2.8	12.2	13.2	98	3.77	A	A+	4.01	6.46	2258	1.25
	1.5+1.5+2.0+6.0	1.42	1.42	1.89	5.68	---	3.70	10.41	11.09	0.62	2.62	2.90	2.8	11.6	12.9	98	3.97	A	A+	4.11	6.46	2201	1.24
	1.5+1.5+2.0+7.1	1.29	1.29	1.72	6.11	---	4.01	10.41	11.12	0.69	2.61	2.88	3.1	11.6	12.8	98	3.99	A	A+	4.15	6.46	2181	1.24
	1.5+1.5+2.5+2.5	1.74	1.74	2.90	2.90	---	2.86	9.28	10.18	0.57	2.39	2.76	2.5	10.6	12.2	98	3.88	A	A	3.96	6.46	2284	1.26
	1.5+1.5+2.5+3.5	1.66	1.66	2.77	3.88	---	3.14	9.97	10.73	0.61	2.65	3.04	2.7	11.8	13.5	98	3.76	A	A+	4.04	6.46	2241	1.25
	1.5+1.5+2.5+4.2	1.61	1.61	2.68	4.51	---	3.34	10.41	10.74	0.63	2.87	3.03	2.8	12.7	13.4	98	3.63	A	A+	4.06	6.46	2228	1.25
	1.5+1.5+2.5+5.0	1.49	1.49	2.48	4.96	---	3.56	10.41	10.86	0.66	2.76	2.98	2.9	12.2	13.2	98	3.77	A	A+	4.01	6.46	2256	1.25
	1.5+1.5+2.5+6.0	1.36	1.36	2.26	5.43	---	3.84	10.41	11.09	0.67	2.62	2.90	3.0	11.6	12.9	98	3.97	A	A+	4.12	6.46	2196	1.24
	1.5+1.5+2.5+7.1	1.24	1.24	2.07	5.87	---	4.15	10.41	11.12	0.71	2.61	2.88	3.1	11.6	12.8	98	3.99	A	A+	4.17	6.46	2169	1.24
	1.5+1.5+3.5+3.5	1.56	1.56	3.64	3.64	---	3.42	10.41	10.74	0.66	2.87	3.03	2.9	12.7	13.4	98	3.63	A	A+	4.10	6.46	2204	1.24
	1.5+1.5+3.5+4.2	1.46	1.46	3.41	4.09	---	3.62	10.41	10.74	0.68	2.86	3.03	3.0	12.7	13.4	98	3.64	A	A+	4.11	6.46	2200	1.24
	1.5+1.5+3.5+5.0	1.36	1.36	3.17	4.53	---	3.84	10.41	10.87	0.71	2.76	2.98	3.1	12.2	13.2	98	3.77	A	A+	4.09	6.46	2210	1.24
	1.5+1.5+3.5+6.0	1.25	1.25	2.91	5.00	---	4.13	10.41	11.10	0.72	2.61	2.89	3.2	11.6	12.8	98	3.99	A	A+	4.21	6.46	2151	1.23
	1.5+1.5+3.5+7.1	1.15	1.15	2.68	5.43	---	4.44	10.41	11.13	0.79	2.60	2.88	3.5	11.5	12.8	98	4.00	A	A+	4.24	6.46	2133	1.23
	1.5+1.5+4.2+4.2	1.37	1.37	3.84	3.84	---	3.82	10.41	10.75	0.73	2.86	3.03	3.2	12.7	13.4	98	3.64	A	A+	4.14	6.46	2186	1.24
	1.5+1.5+4.2+5.0	1.28	1.28	3.58	4.27	---	4.04	10.41	10.88	0.76	2.76	2.98	3.4	12.2	13.2	98	3.77	A	A+	4.10	6.46	2204	1.24

Notes:
1. Cooling capacity is based on 27°CDB/19°CWB (Indoor temperature). 35°CDB (Outdoor temperature).
   Heating capacity is based on 20°CDB (Indoor temperature). 7°CDB/6°CWB (Outdoor temperature).
2. The total ability of connected indoor unit is up to 14.5kW.
3. It is impossible to connect the indoor unit for one room only.
4. The above is the value for connecting with the following indoor units.
   1.5kW: wall mounted CTXS-K series; 2.0, 2.5, 3.5, 4.2, 5.0kW: wall mounted FTXS-K series
   6.0, 7.1 kW class; wall mounted G series

Combination tables

Heating

Outdoor unit	Indoor unit	Heating capacity (kW)					Total capacity (kW)			Power input (kW)			Total current (A)			Power factor (%)	COP	Energy label	Seasonal data				
		A room	B room	C room	D room	E room	Min.	Nom.	Max.	Min.	Nom.	Max.	Min.	Nom.	Max.				Label	SCOP	Pdesign	AEC	Back-up heater capacity at -10°C
5MXS90E	1.5+1.5+4.2+6.0	1.18	1.18	3.31	4.73	---	4.32	10.41	11.11	0.77	2.61	2.89	3.4	11.6	12.8	98	3.99	A	A+	4.20	6.46	2152	1.23
	1.5+1.5+4.2+7.1	1.09	1.09	3.06	5.17	---	4.63	10.41	11.14	0.81	2.60	2.88	3.6	11.5	12.8	98	4.00	A	A+	4.25	6.46	2131	1.23
	1.5+1.5+5.0+5.0	1.20	1.20	4.00	4.00	---	4.27	10.41	11.01	0.76	2.71	2.93	3.4	12.0	13.0	98	3.84	A	A+	4.09	6.46	2212	1.24
	1.5+1.5+5.0+6.0	1.12	1.12	3.72	4.46	---	4.55	10.41	11.23	0.77	2.56	2.90	3.4	11.4	12.9	98	4.07	A	A+	4.20	6.46	2156	1.23
	1.5+1.5+5.0+7.1	1.03	1.03	3.45	4.89	---	4.86	10.41	11.27	0.84	2.50	2.88	3.7	11.1	12.8	98	4.16	A	A+	4.22	6.46	2146	1.23
	1.5+1.5+6.0+6.0	1.04	1.04	4.16	4.16	---	4.83	10.41	11.46	0.80	2.43	2.81	3.5	10.8	12.5	98	4.28	A	A+	4.30	6.46	2103	1.22
	1.5+2.0+2.0+2.0	1.79	2.38	2.38	2.38	---	2.72	8.94	10.18	0.52	2.24	2.76	2.3	9.9	12.2	98	3.99	A	A	3.96	6.46	2284	1.26
	1.5+2.0+2.0+2.5	1.74	2.32	2.32	2.90	---	2.86	9.28	10.18	0.57	2.39	2.76	2.5	10.6	12.2	98	3.88	A	A	3.97	6.46	2279	1.25
	1.5+2.0+2.0+3.5	1.66	2.22	2.22	3.88	---	3.14	9.97	10.73	0.61	2.65	3.04	2.7	11.8	13.5	98	3.76	A	A+	4.06	6.46	2226	1.25
	1.5+2.0+2.0+4.2	1.61	2.15	2.15	4.51	---	3.34	10.41	10.74	0.63	2.87	3.03	2.8	12.7	13.4	98	3.63	A	A+	4.06	6.46	2226	1.25
	1.5+2.0+2.0+5.0	1.49	1.98	1.98	4.96	---	3.56	10.41	10.86	0.66	2.76	2.98	2.9	12.2	13.2	98	3.77	A	A+	4.04	6.46	2241	1.25
	1.5+2.0+2.0+6.0	1.36	1.81	1.81	5.43	---	3.84	10.41	11.09	0.67	2.62	2.90	3.0	11.6	12.9	98	3.97	A	A+	4.15	6.46	2181	1.24
	1.5+2.0+2.0+7.1	1.24	1.65	1.65	5.87	---	4.15	10.41	11.12	0.71	2.61	2.88	3.1	11.6	12.8	98	3.99	A	A+	4.17	6.46	2169	1.24
	1.5+2.0+2.5+2.5	1.70	2.27	2.83	2.83	---	3.00	9.63	10.18	0.59	2.54	2.76	2.6	11.3	12.2	98	3.79	A	A	3.97	6.46	2278	1.25
	1.5+2.0+2.5+3.5	1.63	2.17	2.72	3.80	---	3.28	10.32	10.73	0.63	2.81	3.04	2.8	12.5	13.5	98	3.67	A	A+	4.06	6.46	2226	1.25
	1.5+2.0+2.5+4.2	1.53	2.04	2.55	4.29	---	3.48	10.41	10.74	0.66	2.87	3.03	2.9	12.7	13.4	98	3.63	A	A+	4.07	6.46	2224	1.25
	1.5+2.0+2.5+5.0	1.42	1.89	2.37	4.73	---	3.70	10.41	10.86	0.68	2.76	2.98	3.0	12.2	13.2	98	3.77	A	A+	4.06	6.46	2226	1.25
	1.5+2.0+2.5+6.0	1.30	1.74	2.17	5.21	---	3.99	10.41	11.09	0.69	2.62	2.90	3.1	11.6	12.9	98	3.97	A	A+	4.15	6.46	2181	1.24
	1.5+2.0+2.5+7.1	1.19	1.59	1.99	5.64	---	4.30	10.41	11.12	0.74	2.61	2.88	3.3	11.6	12.8	98	3.99	A	A+	4.20	6.46	2154	1.23
	1.5+2.0+3.5+3.5	1.49	1.98	3.47	3.47	---	3.56	10.41	10.74	0.68	2.87	3.03	3.0	12.7	13.4	98	3.63	A	A+	4.14	6.46	2184	1.24
	1.5+2.0+3.5+4.2	1.39	1.86	3.25	3.90	---	3.76	10.41	10.74	0.73	2.86	3.03	3.2	12.7	13.4	98	3.64	A	A+	4.14	6.46	2184	1.24
	1.5+2.0+3.5+5.0	1.30	1.74	3.04	4.34	---	3.99	10.41	10.87	0.73	2.76	2.98	3.2	12.2	13.2	98	3.77	A	A+	4.11	6.46	2200	1.24
	1.5+2.0+3.5+6.0	1.20	1.60	2.80	4.80	---	4.27	10.41	11.10	0.74	2.61	2.89	3.3	11.6	12.8	98	3.99	A	A+	4.21	6.46	2148	1.23
	1.5+2.0+3.5+7.1	1.11	1.48	2.58	5.24	---	4.58	10.41	11.13	0.81	2.60	2.88	3.6	11.5	12.8	98	4.00	A	A+	4.27	6.46	2121	1.23
	1.5+2.0+4.2+4.2	1.31	1.75	3.67	3.67	---	3.96	10.41	10.75	0.75	2.86	3.03	3.3	12.7	13.4	98	3.64	A	A+	4.14	6.46	2185	1.24
	1.5+2.0+4.2+5.0	1.23	1.64	3.44	4.10	---	4.18	10.41	10.88	0.78	2.76	2.98	3.5	12.2	13.2	98	3.77	A	A+	4.14	6.46	2184	1.24
	1.5+2.0+4.2+6.0	1.14	1.52	3.19	4.56	---	4.46	10.41	11.11	0.79	2.61	2.89	3.5	11.6	12.8	98	3.99	A	A+	4.22	6.46	2146	1.23
	1.5+2.0+4.2+7.1	1.06	1.41	2.95	4.99	---	4.78	10.41	11.14	0.84	2.60	2.88	3.7	11.5	12.8	98	4.00	A	A+	4.27	6.46	2119	1.23
	1.5+2.0+5.0+5.0	1.16	1.54	3.86	3.86	---	4.41	10.41	11.01	0.79	2.71	2.93	3.5	12.0	13.0	98	3.84	A	A+	4.10	6.46	2204	1.24
	1.5+2.0+5.0+6.0	1.08	1.44	3.59	4.31	---	4.69	10.41	11.23	0.82	2.56	2.90	3.6	11.4	12.9	98	4.07	A	A+	4.20	6.46	2152	1.23
	1.5+2.0+5.0+7.1	1.00	1.33	3.34	4.74	---	5.00	10.41	11.27	0.87	2.50	2.88	3.9	11.1	12.8	98	4.16	A	A+	4.25	6.46	2131	1.23
	1.5+2.0+6.0+6.0	1.01	1.34	4.03	4.03	---	4.97	10.41	11.46	0.83	2.43	2.81	3.7	10.8	12.5	98	4.28	A	A+	4.31	6.46	2098	1.22
	1.5+2.5+2.5+2.5	1.66	2.77	2.77	2.77	---	3.14	9.97	10.72	0.61	2.65	3.04	2.7	11.8	13.5	98	3.76	A	A+	4.00	6.46	2259	1.25
	1.5+2.5+2.5+3.5	1.56	2.60	2.60	3.64	---	3.42	10.41	10.73	0.66	2.87	3.04	2.9	12.7	13.5	98	3.63	A	A+	4.07	6.46	2224	1.25
	1.5+2.5+2.5+4.2	1.46	2.43	2.43	4.09	---	3.62	10.41	10.74	0.68	2.87	3.03	3.0	12.7	13.4	98	3.63	A	A+	4.07	6.46	2222	1.24
	1.5+2.5+2.5+5.0	1.36	2.26	2.26	4.53	---	3.84	10.41	10.86	0.71	2.76	2.98	3.1	12.2	13.2	98	3.77	A	A+	4.07	6.46	2224	1.25
	1.5+2.5+2.5+6.0	1.25	2.08	2.08	5.00	---	4.13	10.41	11.09	0.72	2.62	2.90	3.2	11.6	12.9	98	3.97	A	A+	4.15	6.46	2181	1.24
	1.5+2.5+2.5+7.1	1.15	1.91	1.91	5.43	---	4.44	10.41	11.12	0.79	2.61	2.88	3.5	11.6	12.8	98	3.99	A	A+	4.20	6.46	2152	1.23
	1.5+2.5+3.5+3.5	1.42	2.37	3.31	3.31	---	3.70	10.41	10.74	0.71	2.87	3.03	3.1	12.7	13.4	98	3.63	A	A+	4.14	6.46	2184	1.24
	1.5+2.5+3.5+4.2	1.33	2.22	3.11	3.74	---	3.90	10.41	10.74	0.76	2.86	3.03	3.4	12.7	13.4	98	3.64	A	A+	4.14	6.46	2185	1.24
	1.5+2.5+3.5+5.0	1.25	2.08	2.91	4.16	---	4.13	10.41	10.87	0.76	2.76	2.98	3.4	12.2	13.2	98	3.77	A	A+	4.14	6.46	2184	1.24
	1.5+2.5+3.5+6.0	1.16	1.93	2.70	4.63	---	4.41	10.41	11.10	0.77	2.61	2.89	3.4	11.6	12.8	98	3.99	A	A+	4.22	6.46	2146	1.23
	1.5+2.5+3.5+7.1	1.07	1.78	2.50	5.06	---	4.72	10.41	11.13	0.84	2.60	2.88	3.7	11.5	12.8	98	4.00	A	A+	4.27	6.46	2119	1.23
	1.5+2.5+4.2+4.2	1.26	2.10	3.53	3.53	---	4.10	10.41	10.75	0.78	2.86	3.03	3.5	12.7	13.4	98	3.64	A	A+	4.16	6.46	2173	1.24
	1.5+2.5+4.2+5.0	1.18	1.97	3.31	3.94	---	4.32	10.41	10.88	0.81	2.76	2.98	3.6	12.2	13.2	98	3.77	A	A+	4.14	6.46	2184	1.24
	1.5+2.5+4.2+6.0	1.10	1.83	3.08	4.40	---	4.61	10.41	11.11	0.82	2.61	2.89	3.6	11.6	12.8	98	3.99	A	A+	4.24	6.46	2133	1.23
	1.5+2.5+4.2+7.1	1.02	1.70	2.86	4.83	---	4.92	10.41	11.14	0.90	2.60	2.88	4.0	11.5	12.8	98	4.00	A	A+	4.27	6.46	2119	1.23
	1.5+2.5+5.0+5.0	1.12	1.86	3.72	3.72	---	4.10	10.41	10.75	0.78	2.86	3.03	3.5	12.7	13.4	98	3.64	A	A+	4.11	6.46	2200	1.24
	1.5+2.5+5.0+6.0	1.04	1.74	3.47	4.16	---	4.32	10.41	10.88	0.81	2.76	2.98	3.6	12.2	13.2	98	3.77	A	A+	4.21	6.46	2148	1.23
	1.5+3.5+3.5+3.5	1.30	3.04	3.04	3.04	---	3.99	10.41	10.74	0.76	2.86	3.03	3.4	12.7	13.4	98	3.64	A	A+	4.20	6.46	2152	1.23
	1.5+3.5+3.5+4.2	1.23	2.87	2.87	3.44	---	4.18	10.41	10.75	0.81	2.86	3.03	3.6	12.7	13.4	98	3.64	A	A+	4.21	6.46	2150	1.23
	1.5+3.5+3.5+5.0	1.16	2.70	2.70	3.86	---	4.41	10.41	10.88	0.84	2.76	2.98	3.7	12.2	13.2	98	3.77	A	A+	4.19	6.46	2157	1.23
	1.5+3.5+3.5+6.0	1.08	2.51	2.51	4.31	---	4.69	10.41	11.11	0.85	2.61	2.89	3.8	11.6	12.8	98	3.99	A	A+	4.30	6.46	2102	1.22
	1.5+3.5+3.5+7.1	1.00	2.34	2.34	4.74	---	5.00	10.41	11.14	0.90	2.60	2.88	4.0	11.5	12.8	98	4.00	A	A+	4.33	6.46	2088	1.22
	1.5+3.5+4.2+4.2	1.17	2.72	3.26	3.26	---	4.38	10.41	10.76	0.83	2.86	3.02	3.7	12.7	13.4	98	3.64	A	A+	4.23	6.46	2136	1.23
	1.5+3.5+4.2+5.0	1.10	2.57	3.08	3.67	---	4.61	10.41	10.89	0.86	2.75	2.98	3.8	12.2	13.2	98	3.79	A	A+	4.20	6.46	2152	1.23
	1.5+3.5+4.2+6.0	1.03	2.40	2.88	4.11	---	4.89	10.41	11.12	0.87	2.61	2.89	3.9	11.6	12.8	98	3.99	A	A+	4.30	6.46	2102	1.22
	1.5+3.5+5.0+5.0	1.04	2.43	3.47	3.47	---	4.83	10.41	11.01	0.90	2.71	2.93	4.0	12.0	13.0	98	3.84	A	A+	4.20	6.46	2155	1.23
	1.5+4.2+4.2+4.2	1.11	3.10	3.10	3.10	---	4.58	10.41	10.77	0.89	2.85	3.02	3.9	12.6	13.4	98	3.65	A	A+	4.23	6.46	2136	1.23
	1.5+4.2+4.2+5.0	1.05	2.93	2.93	3.49	---	4.80	10.41	10.90	0.92	2.75	2.97	4.1	12.2	13.2	98	3.79	A	A+	4.20	6.46	2152	1.23
	2.0+2.0+2.0+2.0	2.32	2.32	2.32	2.32	---	2.86	9.28	10.18	0.57	2.39	2.76	2.5	10.6	12.2	98	3.88	A	A	3.97	6.46	2278	1.25
	2.0+2.0+2.0+2.5	2.26	2.26	2.26	2.84	---	3.00	9.62	10.18	0.59	2.49	2.76	2.6	11.0	12.2	98	3.86	A	A+	4.00	6.46	2259	1.25
	2.0+2.0+2.0+3.5	2.17	2.17	2.17	3.80	---	3.28	10.31	10.73	0.63	2.81	3.04	2.8	12.5	13.5	98	3.67	A	A+	4.07	6.46	2224	1.25
	2.0+2.0+2.0+4.2	2.04	2.04	2.04	4.28	---	3.48	10.40	10.74	0.66	2.87	3.03	2.9	12.7	13.4	98	3.62	A	A+	4.07	6.46	2222	1.24
	2.0+2.0+2.0+5.0	1.89	1.89	1.89	4.73	---	3.70	10.40	10.86	0.68	2.76	2.99	3.0	12.2	13.3	98	3.77	A	A+	4.07	6.46	2224	1.25
	2.0+2.0+2.0+6.0	1.73	1.73	1.73	5.21	---	3.99	10.40	11.09	0.69	2.62	2.90	3.1	11.6	12.9	98	3.97	A	A+	4.15	6.46	2181	1.24
	2.0+2.0+2.0+7.1	1.59	1.59	1.59	5.63	---	4.30	10.40	11.12	0.74	2.61	2.88	3.3	11.6	12.8	98	3.98	A	A+	4.20	6.46	2152	1.23
	2.0+2.0+2.5+2.5	2.21	2.21	2.77	2.77	---	3.14	9.96	10.72	0.61	2.65	3.04	2.7	11.8	13.5	98	3.76	A	A+	4.01	6.46	2257	1.25
	2.0+2.0+2.5+3.5	2.08	2.08	2.60	3.64	---	3.42	10.40	10.73	0.66	2.87	3.04	2.9	12.7	13.5	98	3.62	A	A+	4.07	6.46	2222	1.24
	2.0+2.0+2.5+4.2	1.94	1.94	2.44	4.08	---	3.62	10.40	10.74	0.68	2.87	3.03	3.0	12.7	13.4	98	3.62	A	A+	4.10	6.46	2209	1.24
	2.0+2.0+2.5+5.0	1.81	1.81	2.26	4.52	---	3.84	10.40	10.86	0.71	2.76	2.99	3.1	12.2	13.3	98	3.77	A	A+	4.07	6.46	2224	1.25
	2.0+2.0+2.5+6.0	1.66	1.66	2.08	5.00	---	4.13	10.40	11.09	0.72	2.62	2.90	3.2	11.6	12.9	98	3.97	A	A+	4.17	6.46	2169	1.24
	2.0+2.0+2.5+7.1	1.53	1.53	1.91	5.43	---	4.44	10.40	11.12	0.79	2.61	2.88	3.5	11.6	12.8	98	3.98	A	A+	4.20	6.46	2152	1.23
	2.0+2.0+3.5+3.5	1.89	1.89	3.31	3.31	---	3.70	10.40	10.74	0.71	2.87	3.03	3.1	12.7	13.4	98	3.62	A	A+	4.14	6.46	2185	1.24
	2.0+2.0+3.5+4.2	1.78	1.78	3.11	3.73	---	3.90	10.40	10.74	0.76	2.86	3.03	3.4	12.7	13.4	98	3.64	A	A+	4.16	6.46	2173	1.24
	2.0+2.0+3.5+5.0	1.66	1.66	2.91	4.17	---	4.13	10.40	10.87	0.76	2.76	2.98	3.4	12.2	13.2	98	3.77	A	A+	4.14	6.46	2184	1.24
	2.0+2.0+3.5+6.0	1.54	1.54	2.70	4.62	---	4.41	10.40	11.10	0.77	2.61	2.89	3.4	11.6	12.8	98	3.98	A	A+	4.24	6.46	2133	1.23
	2.0+2.0+3.5+7.1	1.42	1.42	2.49	5.07	---	4.72	10.40	11.13	0.84	2.60	2.88	3.7	11.5	12.8	98	4.00	A	A+	4.27	6.46	2119	1.23
	2.0+2.0+4.2+4.2	1.68	1.68	3.52	3.52	---	4.10	10.40	10.75	0.78	2.86	3.03	3.5	12.7	13.4	98	3.64	A	A+	4.16	6.46	2173	1.24
	2.0+2.0+4.2+5.0	1.58	1.58	3.31	3.93	---	4.32	10.40	10.88	0.81	2.76	2.98	3.6	12.2	13.2	98	3.77	A	A+	4.14	6.46	2185	1.24
	2.0+2.0+4.2+6.0	1.46	1.46	3.09	4.39	---	4.61	10.40	11.11	0.82	2.61	2.89	3.6	11.6	12.8	98	3.98	A	A+	4.25	6.46	2131	1.23
	2.0+2.0+4.2+7.1	1.36	1.36	2.85	4.83	---	4.92	10.40	11.14	0.90	2.60	2.88	4.0	11.5	12.8	98	4.00	A	A+	4.27	6.46	2116	1.22
	2.0+2.0+5.0+5.0	1.49	1.49	3.71	3.71	---	4.55	10.40	11.01	0.84	2.71	2.93	3.7	12.0	13.0	98	3.84	A	A+	4.14	6.46	2184	1.24

Notes:
1. Cooling capacity is based on 27°CDB/19°CWB (Indoor temperature). 35°CDB (Outdoor temperature).
   Heating capacity is based on 20°CDB (Indoor temperature). 7°CDB/6°CWB (Outdoor temperature).
2. The total ability of connected indoor unit is up to 14.5kW.
3. It is impossible to connect the indoor unit for one room only.
4. The above is the value for connecting with the following indoor units.
   1.5kW: wall mounted CTXS-K series; 2.0, 2.5, 3.5, 4.2, 5.0kW: wall mounted FTXS-K series
   6.0, 7.1 kW class; wall mounted G series

Combination tables

Heating

Outdoor unit	Indoor unit	Heating capacity (kW)					Total capacity (kW)			Power input (kW)			Total current (A)			Power factor (%)	COP	Energy label	Seasonal data				
		A room	B room	C room	D room	E room	Min.	Nom.	Max.	Min.	Nom.	Max.	Min.	Nom.	Max.				Label	SCOP	Pdesign	AEC	Back-up heater capacity at -10°C
5MXS90E	2.0+2.0+5.0+6.0	1.39	1.39	3.47	4.15	---	4.83	10.40	11.23	0.85	2.51	2.90	3.8	11.1	12.9	98	4.14	A	A+	4.24	6.46	2133	1.23
	2.0+2.5+2.5+2.5	2.18	2.71	2.71	2.71	---	3.28	10.31	10.72	0.64	2.82	3.04	2.8	12.5	13.5	98	3.66	A	A+	4.01	6.46	2255	1.25
	2.0+2.5+2.5+3.5	1.97	2.48	2.48	3.47	---	3.56	10.40	10.73	0.68	2.87	3.04	3.0	12.7	13.5	98	3.62	A	A+	4.10	6.46	2209	1.24
	2.0+2.5+2.5+4.2	1.86	2.32	2.32	3.90	---	3.76	10.40	10.74	0.73	2.87	3.03	3.2	12.7	13.4	98	3.62	A	A+	4.10	6.46	2207	1.24
	2.0+2.5+2.5+5.0	1.73	2.17	2.17	4.33	---	3.99	10.40	10.86	0.73	2.76	2.99	3.2	12.2	13.3	98	3.77	A	A+	4.07	6.46	2222	1.24
	2.0+2.5+2.5+6.0	1.60	2.00	2.00	4.80	---	4.27	10.40	11.09	0.74	2.62	2.90	3.3	11.6	12.9	98	3.97	A	A+	4.17	6.46	2167	1.24
	2.0+2.5+2.5+7.1	1.48	1.84	1.84	5.24	---	4.58	10.40	11.12	0.82	2.61	2.88	3.6	11.6	12.8	98	3.98	A	A+	4.21	6.46	2147	1.23
	2.0+2.5+3.5+3.5	1.80	2.26	3.17	3.17	---	3.84	10.40	10.74	0.73	2.87	3.03	3.2	12.7	13.4	98	3.62	A	A+	4.16	6.46	2173	1.24
	2.0+2.5+3.5+4.2	1.71	2.13	2.98	3.58	---	4.04	10.40	10.74	0.78	2.86	3.03	3.5	12.7	13.4	98	3.64	A	A+	4.16	6.46	2172	1.24
	2.0+2.5+3.5+5.0	1.60	2.00	2.80	4.00	---	4.27	10.40	10.87	0.78	2.76	2.98	3.5	12.2	13.2	98	3.77	A	A+	4.14	6.46	2185	1.24
	2.0+2.5+3.5+6.0	1.48	1.86	2.60	4.46	---	4.55	10.40	11.10	0.82	2.61	2.89	3.6	11.6	12.8	98	3.98	A	A+	4.25	6.46	2131	1.23
	2.0+2.5+3.5+7.1	1.38	1.72	2.41	4.89	---	4.86	10.40	11.13	0.87	2.60	2.88	3.9	11.5	12.8	98	4.00	A	A+	4.27	6.46	2116	1.22
	2.0+2.5+4.2+4.2	1.61	2.01	3.39	3.39	---	4.24	10.40	10.75	0.81	2.86	3.03	3.6	12.7	13.4	98	3.64	A	A+	4.17	6.46	2171	1.23
	2.0+2.5+4.2+5.0	1.52	1.90	3.19	3.79	---	4.46	10.40	10.88	0.84	2.76	2.98	3.7	12.2	13.2	98	3.77	A	A+	4.16	6.46	2173	1.24
	2.0+2.5+4.2+6.0	1.42	1.77	2.97	4.24	---	4.75	10.40	11.11	0.85	2.61	2.89	3.8	11.6	12.8	98	3.98	A	A+	4.27	6.46	2121	1.23
	2.0+2.5+5.0+5.0	1.43	1.79	3.59	3.59	---	4.69	10.40	11.01	0.87	2.71	2.93	3.9	12.0	13.0	98	3.84	A	A+	4.14	6.46	2184	1.24
	2.0+2.5+5.0+6.0	1.34	1.68	3.35	4.03	---	4.97	10.40	11.23	0.88	2.51	2.90	3.9	11.1	12.9	98	4.14	A	A+	4.24	6.46	2133	1.23
	2.0+3.5+3.5+3.5	1.67	2.91	2.91	2.91	---	4.13	10.40	10.74	0.78	2.86	3.03	3.5	12.7	13.4	98	3.64	A	A+	4.23	6.46	2136	1.23
	2.0+3.5+3.5+4.2	1.58	2.76	2.76	3.30	---	4.32	10.40	10.75	0.84	2.86	3.03	3.7	12.7	13.4	98	3.64	A	A+	4.24	6.46	2135	1.23
	2.0+3.5+3.5+5.0	1.49	2.60	2.60	3.71	---	4.55	10.40	10.88	0.87	2.76	2.98	3.9	12.2	13.2	98	3.77	A	A+	4.23	6.46	2136	1.23
	2.0+3.5+3.5+6.0	1.38	2.43	2.43	4.16	---	4.83	10.40	11.11	0.87	2.61	2.89	3.9	11.6	12.8	98	3.98	A	A+	4.31	6.46	2100	1.22
	2.0+3.5+4.2+4.2	1.50	2.62	3.14	3.14	---	4.52	10.40	10.76	0.89	2.86	3.02	3.9	12.7	13.4	98	3.64	A	A+	4.26	6.46	2124	1.23
	2.0+3.5+4.2+5.0	1.41	2.48	2.97	3.54	---	4.75	10.40	10.89	0.89	2.75	2.98	3.9	12.2	13.2	98	3.78	A	A+	4.23	6.46	2136	1.23
	2.0+3.5+5.0+5.0	1.35	2.35	3.35	3.35	---	4.97	10.40	11.01	0.92	2.65	2.93	4.1	11.8	13.0	98	3.92	A	A+	4.20	6.46	2152	1.23
	2.0+4.2+4.2+4.2	1.43	2.99	2.99	2.99	---	4.72	10.40	10.77	0.92	2.85	3.02	4.1	12.6	13.4	98	3.65	A	A+	4.26	6.46	2123	1.23
	2.0+4.2+4.2+5.0	1.35	2.84	2.84	3.37	---	4.94	10.40	10.90	0.95	2.75	2.97	4.2	12.2	13.2	98	3.78	A	A+	4.24	6.46	2135	1.23
	2.5+2.5+2.5+2.5	2.60	2.60	2.60	2.60	---	3.42	10.40	10.72	0.66	2.87	3.04	2.9	12.7	13.5	98	3.62	A	A+	4.01	6.46	2255	1.25
	2.5+2.5+2.5+3.5	2.36	2.36	2.36	3.32	---	3.70	10.40	10.73	0.71	2.87	3.04	3.1	12.7	13.5	98	3.62	A	A+	4.10	6.46	2207	1.24
	2.5+2.5+2.5+4.2	2.22	2.22	2.22	3.74	---	3.90	10.40	10.74	0.76	2.87	3.03	3.4	12.7	13.4	98	3.62	A	A+	4.10	6.46	2206	1.24
	2.5+2.5+2.5+5.0	2.08	2.08	2.08	4.16	---	4.13	10.40	10.86	0.76	2.76	2.99	3.4	12.2	13.3	98	3.77	A	A+	4.10	6.46	2209	1.24
	2.5+2.5+2.5+6.0	1.93	1.93	1.93	4.61	---	4.41	10.40	11.09	0.77	2.62	2.90	3.4	11.6	12.9	98	3.97	A	A+	4.20	6.46	2154	1.23
	2.5+2.5+2.5+7.1	1.78	1.78	1.78	5.06	---	4.72	10.40	11.12	0.84	2.61	2.88	3.7	11.6	12.8	98	3.98	A	A+	4.21	6.46	2147	1.23
	2.5+2.5+3.5+3.5	2.17	2.17	3.03	3.03	---	3.99	10.40	10.74	0.76	2.87	3.03	3.4	12.7	13.4	98	3.62	A	A+	4.17	6.46	2171	1.24
	2.5+2.5+3.5+4.2	2.05	2.05	2.87	3.43	---	4.18	10.40	10.74	0.81	2.86	3.03	3.6	12.7	13.4	98	3.64	A	A+	4.19	6.46	2157	1.23
	2.5+2.5+3.5+5.0	1.93	1.93	2.70	3.84	---	4.41	10.40	10.87	0.84	2.76	2.98	3.7	12.2	13.2	98	3.77	A	A+	4.16	6.46	2173	1.24
	2.5+2.5+3.5+6.0	1.79	1.79	2.51	4.31	---	4.69	10.40	11.10	0.85	2.61	2.89	3.8	11.6	12.8	98	3.98	A	A+	4.27	6.46	2121	1.23
	2.5+2.5+3.5+7.1	1.67	1.67	2.33	4.73	---	5.00	10.40	11.13	0.90	2.60	2.88	4.0	11.5	12.8	98	4.00	A	A+	4.30	6.46	2103	1.22
	2.5+2.5+4.2+4.2	1.94	1.94	3.26	3.26	---	4.38	10.40	10.75	0.84	2.86	3.03	3.7	12.7	13.4	98	3.64	A	A+	4.20	6.46	2155	1.23
	2.5+2.5+4.2+5.0	1.83	1.83	3.08	3.66	---	4.61	10.40	10.88	0.87	2.76	2.98	3.9	12.2	13.2	98	3.77	A	A+	4.16	6.46	2172	1.24
	2.5+2.5+4.2+6.0	1.71	1.71	2.87	4.11	---	4.89	10.40	11.11	0.87	2.61	2.89	3.9	11.6	12.8	98	3.98	A	A+	4.27	6.46	2119	1.23
	2.5+2.5+5.0+5.0	1.73	1.73	3.47	3.47	---	4.83	10.40	11.01	0.90	2.71	2.93	4.0	12.0	13.0	98	3.84	A	A+	4.14	6.46	2185	1.24
	2.5+3.5+3.5+3.5	2.00	2.80	2.80	2.80	---	4.27	10.40	10.74	0.84	2.86	3.03	3.7	12.7	13.4	98	3.64	A	A+	4.24	6.46	2135	1.23
	2.5+3.5+3.5+4.2	1.90	2.66	2.66	3.18	---	4.46	10.40	10.75	0.86	2.86	3.03	3.8	12.7	13.4	98	3.64	A	A+	4.26	6.46	2124	1.23
	2.5+3.5+3.5+5.0	1.79	2.51	2.51	3.59	---	4.69	10.40	10.88	0.89	2.76	2.98	3.9	12.2	13.2	98	3.77	A	A+	4.23	6.46	2136	1.23
	2.5+3.5+3.5+6.0	1.67	2.35	2.35	4.03	---	4.97	10.40	11.11	0.90	2.61	2.89	4.0	11.6	12.8	98	3.98	A	A+	4.33	6.46	2090	1.22
	2.5+3.5+4.2+4.2	1.81	2.53	3.03	3.03	---	4.66	10.40	10.76	0.92	2.86	3.02	4.1	12.7	13.4	98	3.64	A	A+	4.26	6.46	2123	1.23
	2.5+3.5+4.2+5.0	1.72	2.39	2.87	3.42	---	4.89	10.40	10.89	0.92	2.75	2.98	4.1	12.2	13.2	98	3.78	A	A+	4.24	6.46	2135	1.23
	2.5+4.2+4.2+4.2	1.73	2.89	2.89	2.89	---	4.86	10.40	10.77	0.95	2.85	3.02	4.2	12.6	13.4	98	3.65	A	A+	4.26	6.46	2123	1.23
	3.5+3.5+3.5+3.5	2.60	2.60	2.60	2.60	---	4.55	10.40	10.75	0.89	2.86	3.03	3.9	12.7	13.4	98	3.64	A	A+	4.30	6.46	2104	1.22
	3.5+3.5+3.5+4.2	2.48	2.48	2.48	2.96	---	4.75	10.40	10.76	0.92	2.86	3.02	4.1	12.7	13.4	98	3.64	A	A+	4.32	6.46	2094	1.22
	3.5+3.5+3.5+5.0	2.35	2.35	2.35	3.35	---	4.97	10.40	10.89	0.95	2.76	2.98	4.2	12.2	13.2	98	3.77	A	A+	4.30	6.46	2105	1.22
	3.5+3.5+4.2+4.2	2.36	2.36	2.84	2.84	---	4.94	10.40	10.77	0.98	2.85	3.02	4.3	12.6	13.4	98	3.65	A	A+	4.32	6.46	2094	1.22
	1.5+1.5+1.5+1.5	1.79	1.79	1.79	1.79	1.79	2.72	8.93	10.48	0.45	2.12	2.68	2.0	9.4	11.9	98	4.21	A	A+	4.12	6.46	2194	1.24
	1.5+1.5+1.5+2.0	1.74	1.74	1.74	1.74	2.32	2.86	9.27	10.48	0.47	2.21	2.68	2.1	9.8	11.9	98	4.19	A	A+	4.13	6.46	2190	1.24
	1.5+1.5+1.5+2.5	1.70	1.70	1.70	1.70	2.83	3.00	9.62	10.48	0.51	2.31	2.68	2.3	10.2	11.9	98	4.16	A	A+	4.16	6.46	2175	1.24
	1.5+1.5+1.5+3.5	1.63	1.63	1.63	1.63	3.80	3.28	10.31	11.11	0.55	2.56	2.89	2.4	11.4	12.8	98	4.03	A	A+	4.24	6.46	2132	1.23
	1.5+1.5+1.5+4.2	1.53	1.53	1.53	1.53	4.28	3.48	10.40	11.11	0.59	2.61	2.89	2.6	11.6	12.8	98	3.98	A	A+	4.24	6.46	2132	1.23
	1.5+1.5+1.5+5.0	1.42	1.42	1.42	1.42	4.73	3.70	10.40	11.24	0.60	2.51	2.90	2.7	11.1	12.9	98	4.14	A	A+	4.23	6.46	2141	1.23
	1.5+1.5+1.5+6.0	1.30	1.30	1.30	1.30	5.20	3.99	10.40	11.47	0.60	2.38	2.81	2.7	10.6	12.5	98	4.37	A	A+	4.34	6.46	2084	1.22
	1.5+1.5+1.5+7.1	1.19	1.19	1.19	1.19	5.64	4.30	10.40	11.50	0.66	2.36	2.79	2.9	10.5	12.4	98	4.41	A	A+	4.37	6.46	2072	1.22
	1.5+1.5+2.0+2.0	1.70	1.70	1.70	2.26	2.26	3.00	9.62	10.48	0.51	2.31	2.68	2.3	10.2	11.9	98	4.16	A	A+	4.17	6.46	2170	1.24
	1.5+1.5+2.0+2.5	1.66	1.66	1.66	2.21	2.77	3.14	9.96	11.10	0.53	2.46	2.89	2.4	10.9	12.8	98	4.05	A	A+	4.17	6.46	2169	1.24
	1.5+1.5+2.0+3.5	1.56	1.56	1.56	2.08	3.64	3.42	10.40	11.11	0.57	2.61	2.89	2.5	11.6	12.8	98	3.98	A	A+	4.27	6.46	2117	1.23
	1.5+1.5+2.0+4.2	1.46	1.46	1.46	1.94	4.08	3.62	10.40	11.11	0.62	2.61	2.89	2.8	11.6	12.8	98	3.98	A	A+	4.27	6.46	2117	1.23
	1.5+1.5+2.0+5.0	1.36	1.36	1.36	1.81	4.52	3.84	10.40	11.24	0.62	2.51	2.90	2.8	11.1	12.9	98	4.14	A	A+	4.24	6.46	2132	1.23
	1.5+1.5+2.0+6.0	1.25	1.25	1.25	1.66	4.99	4.13	10.40	11.47	0.65	2.38	2.81	2.9	10.6	12.5	98	4.37	A	A+	4.35	6.46	2080	1.22
	1.5+1.5+2.0+7.1	1.15	1.15	1.15	1.53	5.43	4.44	10.40	11.50	0.69	2.36	2.79	3.1	10.5	12.4	98	4.41	A	A+	4.40	6.46	2054	1.22
	1.5+1.5+2.5+2.5	1.63	1.63	1.63	2.71	2.71	3.28	10.31	11.10	0.55	2.56	2.89	2.4	11.4	12.8	98	4.03	A	A+	4.18	6.46	2162	1.24
	1.5+1.5+2.5+3.5	1.49	1.49	1.49	2.48	3.47	3.56	10.40	11.11	0.60	2.61	2.89	2.7	11.6	12.8	98	3.98	A	A+	4.28	6.46	2115	1.23
	1.5+1.5+2.5+4.2	1.39	1.39	1.39	2.32	3.90	3.76	10.40	11.11	0.64	2.61	2.89	2.8	11.6	12.8	98	3.98	A	A+	4.28	6.46	2114	1.23
	1.5+1.5+2.5+5.0	1.30	1.30	1.30	2.17	4.33	3.99	10.40	11.24	0.66	2.51	2.90	2.9	11.1	12.9	98	4.14	A	A+	4.27	6.46	2117	1.23
	1.5+1.5+2.5+6.0	1.20	1.20	1.20	2.00	4.80	4.27	10.40	11.47	0.67	2.38	2.81	3.0	10.6	12.5	98	4.37	A	A+	4.37	6.46	2072	1.22
	1.5+1.5+2.5+7.1	1.11	1.11	1.11	1.84	5.24	4.58	10.40	11.50	0.71	2.36	2.79	3.1	10.5	12.4	98	4.41	A	A+	4.40	6.46	2054	1.22
	1.5+1.5+3.5+3.5	1.36	1.36	1.36	3.17	3.17	3.84	10.40	11.11	0.66	2.61	2.89	2.9	11.6	12.8	98	3.98	A	A+	4.34	6.46	2083	1.22
	1.5+1.5+3.5+4.2	1.28	1.28	1.28	2.98	3.58	4.04	10.40	11.12	0.69	2.61	2.89	3.1	11.6	12.8	98	3.98	A	A+	4.34	6.46	2082	1.22
	1.5+1.5+3.5+5.0	1.20	1.20	1.20	2.80	4.00	4.27	10.40	11.25	0.71	2.51	2.89	3.1	11.1	12.8	98	4.14	A	A+	4.33	6.46	2088	1.22
	1.5+1.5+3.5+6.0	1.11	1.11	1.11	2.60	4.46	4.55	10.40	11.48	0.72	2.37	2.80	3.2	10.5	12.4	98	4.39	A	A+	4.43	6.46	2040	1.27
	1.5+1.5+3.5+7.1	1.03	1.03	1.03	2.41	4.89	4.86	10.40	11.51	0.79	2.36	2.79	3.5	10.5	12.4	98	4.41	A	A+	4.46	6.46	2029	1.26
	1.5+1.5+4.2+4.2	1.21	1.21	1.21	3.39	3.39	4.24	10.40	11.13	0.73	2.60	2.88	3.2	11.5	12.8	98	4.00	A	A+	4.36	6.46	2076	1.22
	1.5+1.5+4.2+5.0	1.14	1.14	1.14	3.19	3.80	4.46	10.40	11.26	0.76	2.50	2.89	3.4	11.1	12.8	98	4.16	A	A+	4.34	6.46	2083	1.22
	1.5+1.5+4.2+6.0	1.06	1.06	1.06	2.97	4.24	4.75	10.40	11.49	0.77	2.37	2.80	3.4	10.5	12.4	98	4.39	A	A+	4.47	6.46	2024	1.26
	1.5+1.5+5.0+5.0	1.08	1.08	1.08	3.59	3.59	4.69	10.40	11.38	0.76	2.46	2.84	3.4	10.9	12.6	98	4.23	A	A+	4.33	6.46	2088	1.22
	1.5+1.5+5.0+6.0	1.01	1.01	1.01	3.35	4.03	4.97	10.40	11.61	0.79	2.32	2.75	3.5	10.3	12.2	98	4.48	A	A+	4.43	6.46	2040	1.27

Notes:
1. Cooling capacity is based on 27°CDB/19°CWB (Indoor temperature). 35°CDB (Outdoor temperature).
   Heating capacity is based on 20°CDB (Indoor temperature). 7°CDB/6°CWB (Outdoor temperature).
2. The total ability of connected indoor unit is up to 14.5kW.
3. It is impossible to connect the indoor unit for one room only.
4. The above is the value for connecting with the following indoor units.
   1.5kW: wall mounted CTXS-K series; 2.0, 2.5, 3.5, 4.2, 5.0kW: wall mounted FTXS-K series
   6.0. 7.1 kW class; wall mounted G series

Combination tables

Heating

Outdoor unit	Indoor unit	Heating capacity (kW)					Total capacity (kW)			Power input (kW)			Total current (A)			Power factor (%)	COP	Energy label	Seasonal data				
		A room	B room	C room	D room	E room	Min.	Nom.	Max.	Min.	Nom.	Max.	Min.	Nom.	Max.				Label	SCOP	Pdesign	AEC	Back-up heater capacity at -10°C
5MXS90E	1.5+1.5+2.0+2.0+2.0	1.66	1.66	2.21	2.21	2.21	3.14	9.96	11.10	0.53	2.46	2.89	2.4	10.9	12.8	98	4.05	A	A+	4.19	6.46	2161	1.24
	1.5+1.5+2.0+2.0+2.5	1.63	1.63	2.17	2.17	2.71	3.28	10.31	11.10	0.55	2.56	2.89	2.4	11.4	12.8	98	4.03	A	A+	4.19	6.46	2159	1.23
	1.5+1.5+2.0+2.0+3.5	1.49	1.49	1.98	1.98	3.47	3.56	10.40	11.11	0.60	2.61	2.89	2.7	11.6	12.8	98	3.98	A	A+	4.28	6.46	2114	1.23
	1.5+1.5+2.0+2.0+4.2	1.39	1.39	1.86	1.86	3.90	3.76	10.40	11.11	0.64	2.61	2.89	2.8	11.6	12.8	98	3.98	A	A+	4.29	6.46	2110	1.23
	1.5+1.5+2.0+2.0+5.0	1.30	1.30	1.73	1.73	4.33	3.99	10.40	11.24	0.66	2.51	2.90	2.9	11.1	12.9	98	4.14	A	A+	4.28	6.46	2115	1.23
	1.5+1.5+2.0+2.0+6.0	1.20	1.20	1.60	1.60	4.80	4.27	10.40	11.47	0.67	2.38	2.81	3.0	10.6	12.5	98	4.37	A	A+	4.37	6.46	2072	1.22
	1.5+1.5+2.0+2.0+7.1	1.11	1.11	1.48	1.48	5.24	4.58	10.40	11.50	0.71	2.36	2.79	3.1	10.5	12.4	98	4.41	A	A+	4.41	6.46	2052	1.22
	1.5+1.5+2.0+2.5+2.5	1.56	1.56	2.08	2.60	2.60	3.42	10.40	11.10	0.58	2.62	2.89	2.6	11.6	12.8	98	3.97	A	A+	4.22	6.46	2144	1.23
	1.5+1.5+2.0+2.5+3.5	1.42	1.42	1.89	2.36	3.31	3.70	10.40	11.11	0.62	2.61	2.89	2.8	11.6	12.8	98	3.98	A	A+	4.29	6.46	2110	1.23
	1.5+1.5+2.0+2.5+4.2	1.33	1.33	1.78	2.22	3.73	3.90	10.40	11.11	0.66	2.61	2.89	2.9	11.6	12.8	98	3.98	A	A+	4.29	6.46	2110	1.23
	1.5+1.5+2.0+2.5+5.0	1.25	1.25	1.66	2.08	4.16	4.13	10.40	11.24	0.69	2.51	2.90	3.1	11.1	12.9	98	4.14	A	A+	4.28	6.46	2114	1.23
	1.5+1.5+2.0+2.5+6.0	1.16	1.16	1.54	1.93	4.62	4.41	10.40	11.47	0.69	2.38	2.81	3.1	10.6	12.5	98	4.37	A	A+	4.40	6.46	2057	1.22
	1.5+1.5+2.0+2.5+7.1	1.07	1.07	1.42	1.78	5.06	4.72	10.40	11.50	0.76	2.36	2.79	3.4	10.5	12.4	98	4.41	A	A+	4.41	6.46	2052	1.21
	1.5+1.5+2.0+3.5+3.5	1.30	1.30	1.73	3.03	3.03	3.99	10.40	11.11	0.69	2.61	2.89	3.1	11.6	12.8	98	3.98	A	A+	4.36	6.46	2076	1.22
	1.5+1.5+2.0+3.5+4.2	1.23	1.23	1.64	2.87	3.44	4.18	10.40	11.12	0.71	2.61	2.89	3.1	11.6	12.8	98	3.98	A	A+	4.36	6.46	2074	1.22
	1.5+1.5+2.0+3.5+5.0	1.16	1.16	1.54	2.70	3.85	4.41	10.40	11.25	0.74	2.51	2.89	3.3	11.1	12.8	98	4.14	A	A+	4.36	6.46	2076	1.22
	1.5+1.5+2.0+3.5+6.0	1.08	1.08	1.43	2.51	4.30	4.69	10.40	11.48	0.74	2.37	2.80	3.3	10.5	12.4	98	4.39	A	A+	4.47	6.46	2024	1.26
	1.5+1.5+2.0+3.5+7.1	1.00	1.00	1.33	2.33	4.73	5.00	10.40	11.51	0.81	2.36	2.79	3.6	10.5	12.4	98	4.41	A	A+	4.51	6.46	2006	1.26
	1.5+1.5+2.0+4.2+4.2	1.16	1.16	1.55	3.26	3.26	4.38	10.40	11.13	0.76	2.60	2.88	3.4	11.5	12.8	98	4.00	A	A+	4.40	6.46	2058	1.22
	1.5+1.5+2.0+4.2+5.0	1.10	1.10	1.46	3.08	3.66	4.61	10.40	11.26	0.79	2.50	2.89	3.5	11.1	12.8	98	4.16	A	A+	4.36	6.46	2076	1.22
	1.5+1.5+2.0+4.2+6.0	1.03	1.03	1.37	2.87	4.11	4.89	10.40	11.49	0.79	2.37	2.80	3.5	10.5	12.4	98	4.39	A	A+	4.47	6.46	2022	1.26
	1.5+1.5+2.0+5.0+5.0	1.04	1.04	1.39	3.47	3.47	4.83	10.40	11.38	0.82	2.46	2.84	3.6	10.9	12.6	98	4.23	A	A+	4.34	6.46	2083	1.22
	1.5+1.5+2.5+2.5+2.5	1.49	1.49	2.48	2.48	2.48	3.56	10.40	11.10	0.60	2.62	2.89	2.7	11.6	12.8	98	3.97	A	A+	4.23	6.46	2141	1.23
	1.5+1.5+2.5+2.5+3.5	1.36	1.36	2.26	2.26	3.17	3.84	10.40	11.11	0.67	2.61	2.89	3.0	11.6	12.8	98	3.98	A	A+	4.30	6.46	2103	1.23
	1.5+1.5+2.5+2.5+4.2	1.28	1.28	2.13	2.13	3.58	4.04	10.40	11.11	0.69	2.61	2.89	3.1	11.6	12.8	98	3.98	A	A+	4.31	6.46	2098	1.22
	1.5+1.5+2.5+2.5+5.0	1.20	1.20	2.00	2.00	4.00	4.27	10.40	11.24	0.71	2.51	2.90	3.1	11.1	12.9	98	4.14	A	A+	4.29	6.46	2110	1.23
	1.5+1.5+2.5+2.5+6.0	1.11	1.11	1.86	1.86	4.46	4.55	10.40	11.47	0.72	2.38	2.81	3.2	10.6	12.5	98	4.37	A	A+	4.40	6.46	2054	1.22
	1.5+1.5+2.5+2.5+7.1	1.03	1.03	1.72	1.72	4.89	4.86	10.40	11.50	0.79	2.36	2.79	3.5	10.5	12.4	98	4.41	A	A+	4.43	6.46	2043	1.21
	1.5+1.5+2.5+3.5+3.5	1.25	1.25	2.08	2.91	2.91	4.13	10.40	11.11	0.71	2.61	2.89	3.1	11.6	12.8	98	3.98	A	A+	4.39	6.46	2061	1.22
	1.5+1.5+2.5+3.5+4.2	1.18	1.18	1.97	2.76	3.31	4.32	10.40	11.12	0.76	2.61	2.89	3.4	11.6	12.8	98	3.98	A	A+	4.40	6.46	2058	1.22
	1.5+1.5+2.5+3.5+5.0	1.11	1.11	1.86	2.60	3.71	4.55	10.40	11.25	0.76	2.51	2.89	3.4	11.1	12.8	98	4.14	A	A+	4.36	6.46	2076	1.22
	1.5+1.5+2.5+3.5+6.0	1.04	1.04	1.73	2.43	4.16	4.83	10.40	11.48	0.79	2.37	2.80	3.5	10.5	12.4	98	4.39	A	A+	4.46	6.46	2029	1.26
	1.5+1.5+2.5+4.2+4.2	1.12	1.12	1.87	3.14	3.14	4.52	10.40	11.13	0.79	2.60	2.88	3.5	11.5	12.8	98	4.00	A	A+	4.40	6.46	2058	1.22
	1.5+1.5+2.5+4.2+5.0	1.06	1.06	1.77	2.97	3.54	4.75	10.40	11.26	0.82	2.50	2.89	3.6	11.1	12.8	98	4.16	A	A+	4.36	6.46	2074	1.22
	1.5+1.5+2.5+5.0+5.0	1.01	1.01	1.68	3.35	3.35	4.97	10.40	11.38	0.84	2.46	2.84	3.7	10.9	12.6	98	4.23	A	A+	4.36	6.46	2076	1.22
	1.5+1.5+3.5+3.5+3.5	1.16	1.16	2.70	2.70	2.70	4.41	10.40	11.12	0.76	2.61	2.89	3.4	11.6	12.8	98	3.98	A	A+	4.46	6.46	2028	1.26
	1.5+1.5+3.5+3.5+4.2	1.10	1.10	2.56	2.56	3.08	4.61	10.40	11.13	0.81	2.60	2.88	3.6	11.5	12.8	98	4.00	A	A+	4.47	6.46	2025	1.26
	1.5+1.5+3.5+3.5+5.0	1.04	1.04	2.43	2.43	3.47	4.83	10.40	11.26	0.84	2.50	2.89	3.7	11.1	12.8	98	4.16	A	A+	4.46	6.46	2028	1.26
	1.5+1.5+3.5+4.2+4.2	1.05	1.05	2.44	2.93	2.93	4.80	10.40	11.14	0.87	2.60	2.88	3.9	11.5	12.8	98	4.00	A	A+	4.45	6.46	2033	1.26
	1.5+2.0+2.0+2.0+2.0	1.63	2.17	2.17	2.17	2.17	3.28	10.31	11.10	0.55	2.56	2.89	2.4	11.4	12.8	98	4.03	A	A+	4.22	6.46	2144	1.23
	1.5+2.0+2.0+2.0+2.5	1.56	2.08	2.08	2.08	2.60	3.42	10.40	11.10	0.58	2.62	2.89	2.6	11.6	12.8	98	3.97	A	A+	4.23	6.46	2141	1.23
	1.5+2.0+2.0+2.0+3.5	1.42	1.89	1.89	1.89	3.31	3.70	10.40	11.11	0.62	2.61	2.89	2.8	11.6	12.8	98	3.98	A	A+	4.31	6.46	2100	1.23
	1.5+2.0+2.0+2.0+4.2	1.33	1.78	1.78	1.78	3.73	3.90	10.40	11.11	0.66	2.61	2.89	2.9	11.6	12.8	98	3.98	A	A+	4.31	6.46	2098	1.22
	1.5+2.0+2.0+2.0+5.0	1.25	1.66	1.66	1.66	4.16	4.13	10.40	11.24	0.69	2.51	2.90	3.1	11.1	12.9	98	4.14	A	A+	4.29	6.46	2110	1.23
	1.5+2.0+2.0+2.0+6.0	1.16	1.54	1.54	1.54	4.62	4.41	10.40	11.47	0.69	2.38	2.81	3.1	10.6	12.5	98	4.37	A	A+	4.40	6.46	2054	1.22
	1.5+2.0+2.0+2.0+7.1	1.07	1.42	1.42	1.42	5.06	4.72	10.40	11.50	0.76	2.36	2.79	3.4	10.5	12.4	98	4.41	A	A+	4.43	6.46	2043	1.21
	1.5+2.0+2.0+2.5+2.5	1.49	1.98	1.98	2.48	2.48	3.56	10.40	11.10	0.60	2.62	2.89	2.7	11.6	12.8	98	3.97	A	A+	4.23	6.46	2137	1.23
	1.5+2.0+2.0+2.5+3.5	1.36	1.81	1.81	2.26	3.17	3.84	10.40	11.11	0.67	2.61	2.89	3.0	11.6	12.8	98	3.98	A	A+	4.31	6.46	2098	1.22
	1.5+2.0+2.0+2.5+4.2	1.28	1.70	1.70	2.13	3.58	4.04	10.40	11.11	0.69	2.61	2.89	3.1	11.6	12.8	98	3.98	A	A+	4.31	6.46	2098	1.22
	1.5+2.0+2.0+2.5+5.0	1.20	1.60	1.60	2.00	4.00	4.27	10.40	11.24	0.71	2.51	2.90	3.1	11.1	12.9	98	4.14	A	A+	4.31	6.46	2100	1.23
	1.5+2.0+2.0+2.5+6.0	1.11	1.49	1.49	1.86	4.46	4.55	10.40	11.47	0.72	2.38	2.81	3.2	10.6	12.5	98	4.37	A	A+	4.41	6.46	2052	1.22
	1.5+2.0+2.0+2.5+7.1	1.03	1.38	1.38	1.72	4.89	4.86	10.40	11.50	0.79	2.36	2.79	3.5	10.5	12.4	98	4.41	A	A+	4.44	6.46	2036	1.27
	1.5+2.0+2.0+3.5+3.5	1.25	1.66	1.66	2.91	2.91	4.13	10.40	11.11	0.71	2.61	2.89	3.1	11.6	12.8	98	3.98	A	A+	4.40	6.46	2058	1.22
	1.5+2.0+2.0+3.5+4.2	1.18	1.58	1.58	2.76	3.31	4.32	10.40	11.12	0.76	2.61	2.89	3.4	11.6	12.8	98	3.98	A	A+	4.40	6.46	2058	1.22
	1.5+2.0+2.0+3.5+5.0	1.11	1.49	1.49	2.60	3.71	4.55	10.40	11.25	0.76	2.51	2.89	3.4	11.1	12.8	98	4.14	A	A+	4.40	6.46	2058	1.22
	1.5+2.0+2.0+3.5+6.0	1.04	1.39	1.39	2.43	4.16	4.83	10.40	11.48	0.79	2.37	2.80	3.5	10.5	12.4	98	4.39	A	A+	4.49	6.46	2015	1.26
	1.5+2.0+2.0+4.2+4.2	1.12	1.50	1.50	3.14	3.14	4.52	10.40	11.13	0.79	2.60	2.88	3.5	11.5	12.8	98	4.00	A	A+	4.40	6.46	2056	1.22
	1.5+2.0+2.0+4.2+5.0	1.06	1.41	1.41	2.97	3.54	4.75	10.40	11.26	0.82	2.50	2.89	3.6	11.1	12.8	98	4.16	A	A+	4.40	6.46	2058	1.22
	1.5+2.0+2.0+5.0+5.0	1.01	1.34	1.34	3.35	3.35	4.97	10.40	11.38	0.84	2.46	2.84	3.7	10.9	12.6	98	4.23	A	A+	4.36	6.46	2074	1.22
	1.5+2.0+2.5+2.5+2.5	1.42	1.89	2.36	2.36	2.36	3.70	10.40	11.10	0.62	2.62	2.89	2.8	11.6	12.8	98	3.97	A	A+	4.24	6.46	2135	1.23
	1.5+2.0+2.5+2.5+3.5	1.30	1.73	2.17	2.17	3.03	3.99	10.40	11.11	0.69	2.61	2.89	3.1	11.6	12.8	98	3.98	A	A+	4.34	6.46	2085	1.22
	1.5+2.0+2.5+2.5+4.2	1.23	1.64	2.05	2.05	3.44	4.18	10.40	11.11	0.71	2.61	2.89	3.1	11.6	12.8	98	3.98	A	A+	4.34	6.46	2084	1.22
	1.5+2.0+2.5+2.5+5.0	1.16	1.54	1.93	1.93	3.85	4.41	10.40	11.24	0.74	2.51	2.90	3.3	11.1	12.9	98	4.14	A	A+	4.31	6.46	2098	1.22
	1.5+2.0+2.5+2.5+6.0	1.08	1.43	1.79	1.79	4.30	4.69	10.40	11.47	0.74	2.38	2.81	3.3	10.6	12.5	98	4.37	A	A+	4.41	6.46	2052	1.22
	1.5+2.0+2.5+2.5+7.1	1.00	1.33	1.67	1.67	4.73	5.00	10.40	11.50	0.82	2.36	2.79	3.6	10.5	12.4	98	4.41	A	A+	4.47	6.46	2022	1.27
	1.5+2.0+2.5+3.5+3.5	1.20	1.60	2.00	2.80	2.80	4.27	10.40	11.11	0.74	2.61	2.89	3.3	11.6	12.8	98	3.98	A	A+	4.40	6.46	2056	1.22
	1.5+2.0+2.5+3.5+4.2	1.14	1.52	1.90	2.66	3.19	4.46	10.40	11.12	0.79	2.61	2.89	3.5	11.6	12.8	98	3.98	A	A+	4.40	6.46	2056	1.22
	1.5+2.0+2.5+3.5+5.0	1.08	1.43	1.79	2.51	3.59	4.69	10.40	11.25	0.82	2.51	2.89	3.6	11.1	12.8	98	4.14	A	A+	4.40	6.46	2058	1.22
	1.5+2.0+2.5+3.5+6.0	1.01	1.34	1.68	2.35	4.03	4.97	10.40	11.48	0.82	2.37	2.80	3.6	10.5	12.4	98	4.39	A	A+	4.49	6.46	2013	1.26
	1.5+2.0+2.5+4.2+4.2	1.08	1.44	1.81	3.03	3.03	4.66	10.40	11.13	0.81	2.60	2.88	3.6	11.5	12.8	98	4.00	A	A+	4.40	6.46	2056	1.21
	1.5+2.0+2.5+4.2+5.0	1.03	1.37	1.71	2.87	3.42	4.89	10.40	11.26	0.84	2.50	2.89	3.7	11.1	12.8	98	4.16	A	A+	4.40	6.46	2058	1.22
	1.5+2.0+3.5+3.5+3.5	1.11	1.49	2.60	2.60	2.60	4.55	10.40	11.12	0.82	2.61	2.89	3.6	11.6	12.8	98	3.98	A	A+	4.48	6.46	2019	1.26
	1.5+2.0+3.5+3.5+4.2	1.06	1.41	2.48	2.48	2.97	4.75	10.40	11.13	0.84	2.60	2.88	3.7	11.5	12.8	98	4.00	A	A+	4.48	6.46	2019	1.26
	1.5+2.0+3.5+3.5+5.0	1.01	1.34	2.35	2.35	3.35	4.97	10.40	11.26	0.87	2.50	2.89	3.9	11.1	12.8	98	4.16	A	A+	4.45	6.46	2033	1.26
	1.5+2.0+3.5+4.2+4.2	1.01	1.35	2.36	2.84	2.84	4.94	10.40	11.14	0.90	2.60	2.88	4.0	11.5	12.8	98	4.00	A	A+	4.50	6.46	2010	1.26
	1.5+2.5+2.5+2.5+2.5	1.36	2.26	2.26	2.26	2.26	3.84	10.40	11.10	0.67	2.62	2.89	3.0	11.6	12.8	98	3.97	A	A+	4.25	6.46	2128	1.23
	1.5+2.5+2.5+2.5+3.5	1.25	2.08	2.08	2.08	2.91	4.13	10.40	11.11	0.71	2.61	2.89	3.1	11.6	12.8	98	3.98	A	A+	4.34	6.46	2084	1.22
	1.5+2.5+2.5+2.5+4.2	1.18	1.97	1.97	1.97	3.31	4.32	10.40	11.11	0.76	2.61	2.89	3.4	11.6	12.8	98	3.98	A	A+	4.34	6.46	2084	1.22
	1.5+2.5+2.5+2.5+5.0	1.11	1.86	1.86	1.86	3.71	4.55	10.40	11.24	0.76	2.51	2.90	3.4	11.1	12.9	98	4.14	A	A+	4.34	6.46	2085	1.22
	1.5+2.5+2.5+2.5+6.0	1.04	1.73	1.73	1.73	4.16	4.83	10.40	11.47	0.80	2.38	2.81	3.5	10.6	12.5	98	4.37	A	A+	4.41	6.46	2050	1.21
	1.5+2.5+2.5+3.5+3.5	1.16	1.93	1.93	2.70	2.70	4.41	10.40	11.11	0.76	2.61	2.89	3.4	11.6	12.8	98	3.98	A	A+	4.40	6.46	2056	1.22
	1.5+2.5+2.5+3.5+4.2	1.10	1.83	1.83	2.56	3.08	4.61	10.40	11.12	0.82	2.61	2.89	3.6	11.6	12.8	98	3.98	A	A+	4.40	6.46	2056	1.21
	1.5+2.5+2.5+3.5+5.0	1.04	1.73	1.73	2.43	3.47	4.83	10.40	11.25	0.84	2.51	2.89	3.7	11.1	12.8	98	4.14	A	A+	4.40	6.46	2056	1.22

Notes:
1. Cooling capacity is based on 27°CDB/19°CWB (Indoor temperature). 35°CDB (Outdoor temperature).
   Heating capacity is based on 20°CDB (Indoor temperature). 7°CDB/6°CWB (Outdoor temperature).
2. The total ability of connected indoor unit is up to 14.5kW.
3. It is impossible to connect the indoor unit for one room only.
4. The above is the value for connecting with the following indoor units.
   1.5kW: wall mounted CTXS-K series; 2.0, 2.5, 3.5, 4.2, 5.0kW: wall mounted FTXS-K series
   6.0, 7.1 kW class; wall mounted G series

SPLIT

Combination tables

Heating

Outdoor unit	Indoor unit	Heating capacity (kW)					Total capacity (kW)			Power input (kW)			Total current (A)			Power factor (%)	COP	Energy label	Seasonal data				
		A room	B room	C room	D room	E room	Min.	Nom.	Max.	Min.	Nom.	Max.	Min.	Nom.	Max.				Label	SCOP	Pdesign	AEC	Back-up heater capacity at -10°C
5MXS90E	1542+1542+1542	1.05	1.74	1.74	2.93	2.93	4.80	10.40	11.13	0.87	2.60	2.88	3.9	11.5	12.8	98	4.00	A	A+	4.41	6.46	2054	1.21
1542+1542+1535	1.08	1.79	2.51	2.51	2.51	4.69	10.40	11.12	0.84	2.61	2.89	3.7	11.6	12.8	98	3.98	A	A+	4.49	6.46	2017	1.26
1542+1535+1542	1.03	1.71	2.39	2.39	2.87	4.89	10.40	11.13	0.87	2.60	2.88	3.9	11.5	12.8	98	4.00	A	A+	4.50	6.46	2010	1.26
1535+1535+1535	1.01	2.35	2.35	2.35	2.35	4.97	10.40	11.13	0.90	2.60	2.88	4.0	11.5	12.8	98	4.00	A	A+	4.55	6.46	1986	1.25
1020+1020+1020	2.08	2.08	2.08	2.08	2.08	3.42	10.40	11.10	0.58	2.62	2.89	2.6	11.6	12.8	98	3.97	A	A+	4.23	6.46	2137	1.23
1020+1020+1025	1.98	1.98	1.98	1.98	2.48	3.56	10.40	11.10	0.60	2.62	2.89	2.7	11.6	12.8	98	3.97	A	A+	4.24	6.46	2135	1.23
1020+1020+1035	1.81	1.81	1.81	1.81	3.16	3.84	10.40	11.11	0.67	2.61	2.89	3.0	11.6	12.8	98	3.98	A	A+	4.34	6.46	2085	1.22
1020+1020+1042	1.70	1.70	1.70	1.70	3.60	4.04	10.40	11.11	0.69	2.61	2.89	3.1	11.6	12.8	98	3.98	A	A+	4.34	6.46	2084	1.22
1020+1020+1050	1.60	1.60	1.60	1.60	4.00	4.27	10.40	11.24	0.71	2.51	2.90	3.1	11.1	12.9	98	4.14	A	A+	4.31	6.46	2098	1.22
1020+1020+1060	1.49	1.49	1.49	1.49	4.44	4.55	10.40	11.47	0.72	2.38	2.81	3.2	10.6	12.5	98	4.37	A	A+	4.41	6.46	2052	1.22
1020+1020+1071	1.38	1.38	1.38	1.38	4.88	4.86	10.40	11.50	0.79	2.36	2.79	3.5	10.5	12.4	98	4.41	A	A+	4.47	6.46	2022	1.26
1020+1020+1525	1.90	1.90	1.90	2.35	2.35	3.70	10.40	11.10	0.62	2.62	2.89	2.8	11.6	12.8	98	3.97	A	A+	4.25	6.46	2128	1.23
1020+1020+1535	1.73	1.73	1.73	2.17	3.04	3.99	10.40	11.11	0.69	2.61	2.89	3.1	11.6	12.8	98	3.98	A	A+	4.34	6.46	2084	1.22
1020+1020+1542	1.64	1.64	1.64	2.05	3.43	4.18	10.40	11.11	0.71	2.61	2.89	3.1	11.6	12.8	98	3.98	A	A+	4.34	6.46	2084	1.22
1020+1020+1550	1.54	1.54	1.54	1.93	3.85	4.41	10.40	11.24	0.74	2.51	2.90	3.3	11.1	12.9	98	4.14	A	A+	4.34	6.46	2085	1.22
1020+1020+1560	1.43	1.43	1.43	1.80	4.31	4.69	10.40	11.47	0.74	2.38	2.81	3.3	10.6	12.5	98	4.37	A	A+	4.41	6.46	2050	1.21
1020+1020+1571	1.33	1.33	1.33	1.67	4.74	5.00	10.40	11.50	0.82	2.36	2.79	3.6	10.5	12.4	98	4.41	A	A+	4.48	6.46	2020	1.26
1020+1020+1535	1.90	1.90	1.90	2.35	2.35	3.70	10.40	11.10	0.62	2.62	2.89	2.8	11.6	12.8	98	3.97	A	A+	4.40	6.46	2056	1.22
1020+1020+1542	1.52	1.52	1.52	2.66	3.18	4.46	10.40	11.12	0.79	2.55	2.89	3.5	11.3	12.8	98	4.08	A	A+	4.40	6.46	2056	1.21
1020+1020+1550	1.43	1.43	1.43	2.51	3.60	4.69	10.40	11.25	0.82	2.51	2.89	3.6	11.1	12.8	98	4.14	A	A+	4.40	6.46	2056	1.22
1020+1020+1560	1.34	1.34	1.34	2.35	4.03	4.97	10.40	11.48	0.82	2.37	2.80	3.6	10.5	12.4	98	4.39	A	A+	4.51	6.46	2006	1.26
1020+1020+1542	1.44	1.44	1.44	3.04	3.04	4.66	10.40	11.13	0.81	2.55	2.88	3.6	11.3	12.8	98	4.08	A	A+	4.41	6.46	2054	1.21
1020+1020+1550	1.37	1.37	1.37	2.87	3.42	4.89	10.40	11.26	0.84	2.56	2.95	3.7	11.4	13.1	98	4.06	A	A+	4.40	6.46	2056	1.22
1020+1535+1525	1.81	1.81	2.26	2.26	2.26	3.84	10.40	11.10	0.67	2.62	2.89	3.0	11.6	12.8	98	3.97	A	A+	4.25	6.46	2126	1.23
1020+1535+1535	1.66	1.66	2.08	2.08	2.92	4.13	10.40	11.11	0.71	2.61	2.89	3.1	11.6	12.8	98	3.98	A	A+	4.34	6.46	2084	1.22
1020+1535+1542	1.58	1.58	1.97	1.97	3.30	4.32	10.40	11.11	0.74	2.56	2.89	3.3	11.4	12.8	98	4.06	A	A+	4.34	6.46	2083	1.22
1020+1535+1550	1.49	1.49	1.86	1.86	3.70	4.55	10.40	11.24	0.76	2.51	2.90	3.4	11.1	12.9	98	4.14	A	A+	4.34	6.46	2084	1.22
1020+1535+1560	1.39	1.39	1.73	1.73	4.16	4.83	10.40	11.47	0.80	2.38	2.81	3.5	10.6	12.5	98	4.37	A	A+	4.43	6.46	2043	1.21
1020+1535+1535	1.54	1.54	1.92	2.70	2.70	4.41	10.40	11.11	0.76	2.61	2.89	3.4	11.6	12.8	98	3.98	A	A+	4.41	6.46	2054	1.21
1020+1535+1542	1.46	1.46	1.84	2.56	3.08	4.61	10.40	11.12	0.82	2.55	2.89	3.6	11.3	12.8	98	4.08	A	A+	4.42	6.46	2047	1.21
1020+1535+1550	1.39	1.39	1.72	2.43	3.47	4.83	10.40	11.25	0.84	2.51	2.89	3.7	11.1	12.8	98	4.14	A	A+	4.40	6.46	2056	1.22
1020+1542+1542	1.40	1.40	1.74	2.93	2.93	4.80	10.40	11.13	0.87	2.60	2.94	3.9	11.5	13.0	98	4.00	A	A+	4.44	6.46	2040	1.27
1020+1535+1535	1.44	1.44	2.52	2.50	2.50	4.69	10.40	11.12	0.84	2.61	2.89	3.7	11.6	12.8	98	3.98	A	A+	4.50	6.46	2010	1.26
1020+1535+1542	1.37	1.37	2.40	2.39	2.87	4.89	10.40	11.13	0.87	2.60	2.94	3.9	11.5	13.0	98	4.00	A	A+	4.51	6.46	2008	1.26
1025+1525+1525	1.72	2.17	2.17	2.17	2.17	3.99	10.40	11.10	0.69	2.62	2.89	3.1	11.6	12.8	98	3.97	A	A+	4.28	6.46	2113	1.23
1025+1525+1535	1.60	2.00	2.00	2.00	2.80	4.27	10.40	11.11	0.74	2.61	2.89	3.3	11.6	12.8	98	3.98	A	A+	4.35	6.46	2081	1.22
1025+1525+1542	1.52	1.90	1.90	1.90	3.18	4.46	10.40	11.11	0.79	2.56	2.89	3.5	11.4	12.8	98	4.06	A	A+	4.35	6.46	2079	1.22
1025+1525+1550	1.44	1.79	1.79	1.79	3.59	4.69	10.40	11.24	0.82	2.51	2.90	3.6	11.1	12.9	98	4.14	A	A+	4.34	6.46	2083	1.22
1025+1525+1560	1.33	1.68	1.68	1.68	4.03	4.97	10.40	11.47	0.82	2.38	2.81	3.6	10.6	12.5	98	4.37	A	A+	4.44	6.46	2036	1.27
1025+1535+1535	1.48	1.86	1.86	2.60	2.60	4.55	10.40	11.11	0.82	2.61	2.89	3.6	11.6	12.8	98	3.98	A	A+	4.42	6.46	2047	1.21
1025+1535+1542	1.41	1.77	1.77	2.48	2.97	4.75	10.40	11.12	0.84	2.55	2.89	3.7	11.3	12.8	98	4.08	A	A+	4.44	6.46	2040	1.27
1025+1535+1550	1.34	1.68	1.68	2.35	3.35	4.97	10.40	11.25	0.87	2.51	2.89	3.9	11.1	12.8	98	4.14	A	A+	4.41	6.46	2054	1.21
1025+1542+1542	1.34	1.69	1.69	2.84	2.84	4.94	10.40	11.13	0.90	2.60	2.94	4.0	11.5	13.0	98	4.00	A	A+	4.44	6.46	2039	1.27
1025+1535+1535	1.38	1.73	2.43	2.43	2.43	4.83	10.40	11.12	0.87	2.61	2.89	3.9	11.6	12.8	98	3.98	A	A+	4.51	6.46	2008	1.26
1542+1542+1525	2.08	2.08	2.08	2.08	2.08	4.13	10.40	11.10	0.72	2.62	2.89	3.2	11.6	12.8	98	3.97	A	A+	4.29	6.46	2110	1.23
1542+1535+1535	1.93	1.93	1.93	1.93	2.68	4.41	10.40	11.11	0.77	2.61	2.89	3.4	11.6	12.8	98	3.98	A	A+	4.35	6.46	2079	1.22
1542+1542+1542	1.83	1.83	1.83	1.83	3.08	4.61	10.40	11.11	0.82	2.56	2.89	3.6	11.4	12.8	98	4.06	A	A+	4.37	6.46	2071	1.22
1542+1535+1550	1.73	1.73	1.73	1.73	3.48	4.83	10.40	11.24	0.85	2.51	2.90	3.8	11.1	12.9	98	4.14	A	A+	4.35	6.46	2081	1.22
1542+1535+1535	1.80	1.80	1.80	2.50	2.50	4.69	10.40	11.11	0.85	2.61	2.89	3.8	11.6	12.8	98	3.98	A	A+	4.44	6.46	2040	1.27
1542+1542+1542	1.71	1.71	1.71	2.40	2.87	4.89	10.40	11.12	0.87	2.61	2.89	3.9	11.6	12.8	98	3.98	A	A+	4.47	6.46	2026	1.27
1542+1535+1535	1.69	1.69	2.34	2.34	2.34	4.97	10.40	11.12	0.90	2.61	2.89	4.0	11.6	12.8	98	3.98	A	A+	4.51	6.46	2008	1.26

Notes:
1. Cooling capacity is based on 27°CDB/19°CWB (Indoor temperature). 35°CDB (Outdoor temperature).
   Heating capacity is based on 20°CDB (Indoor temperature). 7°CDB/6°CWB (Outdoor temperature).
2. The total ability of connected indoor unit is up to 14.5kW.
3. It is impossible to connect the indoor unit for one room only.
4. The above is the value for connecting with the following indoor units.
   1.5kW: wall mounted CTXS-K series; 2.0, 2.5, 3.5, 4.2, 5.0kW: wall mounted FTXS-K series
   6.0, 7.1 kW class; wall mounted G series

Combination tables

Cooling

Outdoor unit	Indoor unit	Cooling capacity (kW)		Total capacity (kW)			Power input (kW)			Total current (A)			Power factor (%)	EER	Energy label	AEC (kWh)	Seasonal data			
		A room	B room	Min.	Nom.	Max.	Min.	Nom.	Max.	Min.	Nom.	Max.					Label	SEER	Pdesign	AEC
2AMX40G	2.0	2.00	/	1.50	2.00	2.40	0.330	0.440	0.570	1.5	2.0	2.6	94	4.55	A	220	/	/	/	/
	2.5	2.50	/	1.50	2.50	3.00	0.330	0.610	0.800	1.5	2.8	3.7	94	4.10	A	305	/	/	/	/
	3.5	3.50	/	1.50	3.50	4.00	0.330	1.050	1.360	1.5	4.8	6.2	95	3.33	A	525	/	/	/	/
	2.0 + 2.0	2.00	2.00	1.75	4.00	4.20	0.310	1.040	1.120	1.4	4.8	5.2	94	3.85	A	520	A++	6.38	4.00	220
	2.0 + 2.5	1.85	2.15	1.75	4.00	4.30	0.310	1.030	1.170	1.4	4.8	5.4	94	3.88	A	515	A++	6.26	4.00	224
	2.0 + 3.5	1.75	2.25	1.75	4.00	4.50	0.310	1.000	1.230	1.4	4.6	5.7	94	4.00	A	500	A++	6.50	4.00	216
	2.5 + 2.5	2.00	2.00	1.75	4.00	4.40	0.310	1.020	1.230	1.4	4.7	5.7	94	3.92	A	510	A++	6.26	4.00	224
	2.5 + 3.5	1.80	2.20	1.75	4.00	4.60	0.310	0.990	1.310	1.4	4.6	6.1	94	4.04	A	495	A++	6.49	4.00	216

Heating

Outdoor unit	Indoor unit	Heating capacity (kW)		Total capacity (kW)			Power input (kW)			Total current (A)			Power factor (%)	COP	Energy label	AEC (kWh)	Seasonal data				
		A room	B room	Min.	Nom.	Max.	Min.	Nom.	Max.	Min.	Nom.	Max.					Label	SCOP	Pdesign	AEC	Back-up heater capacity at -10°C
2AMX40G	2.0	3.00	/	1.10	3.00	3.70	0.260	0.820	1.230	1.2	3.8	5.7	94	3.66	A	410	/	/	/	/	/
	2.5	3.40	/	1.10	3.40	4.10	0.260	1.020	1.480	1.2	4.7	6.8	95	3.33	C	510	/	/	/	/	/
	3.5	3.80	/	1.10	3.80	4.40	0.260	1.280	1.720	1.2	5.9	7.9	95	2.97	D	640	/	/	/	/	/
	2.0 + 2.0	2.10	2.10	1.40	4.20	4.60	0.250	0.960	1.120	1.1	4.4	5.1	95	4.38	A	480	A+	4.15	2.99	1009	0.56
	2.0 + 2.5	2.10	2.30	1.40	4.40	4.70	0.250	1.040	1.170	1.1	4.7	5.3	96	4.23	A	520	A+	4.16	2.99	1006	0.58
	2.0 + 3.5	2.00	2.40	1.40	4.40	4.70	0.240	1.000	1.120	1.1	4.5	5.1	96	4.40	A	500	A+	4.14	2.96	1001	0.56
	2.5 + 2.5	2.20	2.20	1.40	4.40	4.70	0.250	1.030	1.160	1.1	4.7	5.3	96	4.27	A	515	A+	1.16	3.00	1009	0.59
	2.5 + 3.5	2.05	2.35	1.40	4.40	4.70	0.240	0.990	1.110	1.1	4.5	5.0	96	4.44	A	495	A+	4.15	2.96	999	0.58

Notes:
1. The total capacity of each connected indoor unit is up to 8.5 kW.
2. The values above are for connecting with the following indoor unit types:
   2.0, 2.5, 3.5, 5.0 kW class
   Wall-mounted ATXS-K series
3. These indoor units can only be used in a multi-unit setup.
4. Cooling capacity conditions:
   Indoor temperature 27°C DB / 19°C WB
   Outdoor temperature 35°C DB
   Heating capacity conditions:
   Indoor temperature 20°C DB
   Outdoor temperature 7°C DB / 6°C WB
5. Design temperature: -10°C

Combination tables

Cooling

Outdoor unit	Indoor unit	Cooling capacity (kW)		Total capacity (kW)			Power input (kW)			Total current (A)			Power factor (%)	EER	Energy label	AEC (kWh)	Seasonal data			
		A room	B room	Min.	Nom.	Max.	Min.	Nom.	Max.	Min.	Nom.	Max.					Label	SEER	Pdesign	AEC
2AMX50G	2.0	2.00	/	1.60	2.00	2.60	0.330	0.390	0.580	1.6	1.9	2.8	91	5.13	A	195	/	/	/	/
	2.5	2.50	/	1.60	2.50	3.10	0.330	0.560	0.800	1.6	2.7	3.8	91	4.46	A	280	/	/	/	/
	3.5	3.50	/	1.60	3.50	4.00	0.320	0.940	1.240	1.5	4.5	5.9	91	3.72	A	470	/	/	/	/
	5.0	5.00	/	1.60	5.00	5.10	0.320	1.940	2.070	1.5	9.3	9.9	91	2.58	E	970	/	/	/	/
	2.0 + 2.0	2.00	2.00	1.95	4.00	5.00	0.340	0.870	1.360	1.6	4.2	6.5	91	4.60	A	435	A++	6.55	4.00	214
	2.0 + 2.5	2.00	2.50	1.95	4.50	5.10	0.340	1.070	1.450	1.6	5.1	6.9	91	4.21	A	535	A++	6.53	4.50	242
	2.0 + 3.5	1.82	3.18	1.95	5.00	5.40	0.340	1.350	1.620	1.6	6.5	7.7	91	3.70	A	675	A++	6.51	5.00	269
	2.0 + 5.0	1.43	3.57	1.95	5.00	5.50	0.340	1.310	1.710	1.6	6.3	8.2	91	3.82	A	655	A++	6.50	5.00	270
	2.5 + 2.5	2.50	2.50	1.95	5.00	5.30	0.340	1.380	1.610	1.6	6.6	7.7	91	3.62	A	690	A++	6.39	5.00	274
	2.5 + 3.5	2.08	2.92	1.95	5.00	5.40	0.340	1.340	1.610	1.6	6.4	7.7	91	3.73	A	670	A++	6.48	5.00	270
	2.5 + 5.0	1.67	3.33	1.95	5.00	5.50	0.340	1.300	1.700	1.6	6.2	8.1	91	3.85	A	650	A++	6.48	5.00	271
	3.5 + 3.5	2.50	2.50	1.98	5.00	5.40	0.340	1.290	1.550	1.6	6.2	7.4	91	3.88	A	645	A++	6.55	5.00	268
	3.5 + 5.0	2.06	2.94	1.98	5.00	5.50	0.340	1.270	1.620	1.6	6.1	7.7	91	3.94	A	635	A++	6.54	5.00	268

Heating

Outdoor unit	Indoor unit	Heating capacity (kW)		Total capacity (kW)			Power input (kW)			Total current (A)			Power factor (%)	COP	Energy label	AEC (kWh)	Seasonal data				
		A room	B room	Min.	Nom.	Max.	Min.	Nom.	Max.	Min.	Nom.	Max.					Label	SCOP	Pdesign	AEC	Back-up heater capacity at -10°C
2AMX50G	2.0	3.00	/	1.16	3.00	3.70	0.230	0.780	1.080	1.1	3.7	5.2	91	3.85	A	390	/	/	/	/	/
	2.5	3.40	/	1.16	3.40	4.10	0.220	0.940	1.270	1.1	4.5	6.1	91	3.62	A	470	/	/	/	/	/
	3.5	4.00	/	1.16	4.00	4.60	0.220	1.180	1.460	1.1	5.6	7.0	91	3.39	C	590	/	/	/	/	/
	5.0	5.40	/	1.28	5.40	5.60	0.230	1.770	1.910	1.1	8.5	9.1	91	3.05	D	885	/	/	/	/	/
	2.0 + 2.0	2.65	2.65	1.18	5.30	5.70	0.220	1.260	1.400	1.1	6.0	6.7	91	4.21	A	630	A+	4.12	3.97	1351	0.76
	2.0 + 2.5	2.44	3.06	1.18	5.50	5.80	0.220	1.320	1.430	1.1	6.3	6.8	91	4.17	A	660	A+	4.12	3.97	1351	0.76
	2.0 + 3.5	2.04	3.56	1.24	5.60	5.90	0.230	1.310	1.390	1.1	6.3	6.6	91	4.27	A	655	A+	4.14	4.28	1448	0.82
	2.0 + 5.0	1.63	4.07	1.29	5.70	6.20	0.230	1.330	1.480	1.1	6.4	7.1	91	4.29	A	665	A+	4.11	4.42	1505	0.86
	2.5 + 2.5	2.80	2.80	1.18	5.60	5.80	0.220	1.380	1.430	1.1	6.6	6.8	91	4.06	A	690	A+	4.10	4.25	1452	0.81
	2.5 + 3.5	2.38	3.32	1.24	5.70	6.00	0.230	1.340	1.450	1.1	6.4	6.9	91	4.25	A	670	A+	4.09	4.41	1510	0.84
	2.5 + 5.0	1.90	3.80	1.35	5.70	6.30	0.230	1.320	1.520	1.1	6.3	7.3	91	4.32	A	660	A+	4.10	4.42	1510	0.84
	3.5 + 3.5	2.85	2.85	1.30	5.70	6.10	0.230	1.330	1.460	1.1	6.4	7.0	91	4.29	A	665	A+	4.17	4.43	1489	0.86
	3.5 + 5.0	2.35	3.35	1.35	5.70	6.40	0.230	1.310	1.560	1.1	6.3	7.5	91	4.35	A	655	A+	4.17	4.45	1494	0.84

Notes:
1. The total capacity of each connected indoor unit is up to 6.0 kW.
2. The values above are for connecting with the following indoor unit types:
   2.0, 2.5, 3.5 kW class
   Wall-mounted ATXS-K series
3. These indoor units can only be used in a multi-unit setup.
4. Cooling capacity conditions:
   Indoor temperature 27°C DB / 19°C WB
   Outdoor temperature 35°C DB
   Heating capacity conditions:
   Indoor temperature 20°C DB
   Outdoor temperature 7°C DB / 6°C WB
5. Design temperature: -10°C

Combination tables

Cooling

Outdoor unit	Indoor unit	Cooling capacity (kW)			Total capacity (kW)			Power input (kW)			Total current (A)			Power factor (%)	EER	Energy label	AEC (kWh)	Seasonal data			
		A room	B room		Min.	Nom.	Max.	Min.	Nom.	Max.	Min.	Nom.	Max.					Label	SEER	Pdesign	AEC
3AMX52E	2.0	2.00	/	/	1.76	2.00	2.84	0.350	0.460	0.740	1.6	2.1	3.4	96	4.35	A	230	/	/	/	/
	2.5	2.50	/	/	1.76	2.50	3.12	0.350	0.620	0.750	1.6	2.8	3.4	97	4.03	A	310	/	/	/	/
	3.5	3.50	/	/	1.76	3.50	4.18	0.350	0.970	1.290	1.6	4.3	5.7	98	3.61	A	485	/	/	/	/
	5.0	/	/	5.00	1.79	5.00	5.40	0.350	1.750	2.030	1.5	7.7	8.9	99	2.86	C	875	/	/	/	/
	2.0 + 2.0	2.00	2.00	/	1.88	4.00	5.96	0.350	0.950	1.910	1.5	4.2	8.4	99	4.21	A	475	A++	6.76	4.00	208
	2.0 + 2.5	2.00	2.50	/	1.88	4.50	6.23	0.350	1.180	2.140	1.5	5.2	9.4	99	3.81	A	590	A++	6.78	4.50	233
	2.0 + 3.5	1.89	3.31	/	1.88	5.20	6.24	0.350	1.550	2.070	1.5	6.8	9.1	99	3.35	A	775	A++	6.86	5.20	266
	2.0 + 5.0	1.49	/	3.71	1.88	5.20	6.47	0.350	1.420	2.150	1.5	6.2	9.4	99	3.66	A	710	A++	6.85	5.20	266
	2.5 + 2.5	2.50	2.50	/	1.88	5.00	6.23	0.350	1.450	2.140	1.5	6.4	9.4	99	3.45	A	725	A++	6.71	5.00	261
	2.5 + 3.5	2.17	3.03	/	1.88	5.20	6.35	0.350	1.550	2.250	1.5	6.8	9.9	99	3.35	A	775	A++	6.85	5.20	266
	2.5 + 5.0	1.73	/	3.47	1.88	5.20	6.47	0.350	1.420	2.070	1.5	6.2	9.1	99	3.66	A	710	A++	6.85	5.20	266
	3.5 + 3.5	2.60	2.60	/	1.88	5.20	6.40	0.350	1.550	2.250	1.5	6.8	9.9	99	3.35	A	775	A++	6.89	5.20	265
	3.5 + 5.0	2.14	/	3.06	1.88	5.20	6.49	0.350	1.420	2.090	1.5	6.2	9.2	99	3.66	A	710	A++	6.87	5.20	265
	2.0+2.0+2.0	1.73	1.73	1.73	1.86	5.19	7.04	0.350	1.240	2.160	1.5	5.4	9.5	99	4.19	A	620	A++	7.06	5.19	258
	2.0+2.0+2.5	1.60	1.60	1.99	1.86	5.19	7.04	0.350	1.240	2.160	1.5	5.4	9.5	99	4.19	A	620	A++	7.06	5.19	258
	2.0+2.0+3.5	1.38	1.38	2.43	1.95	5.19	7.06	0.370	1.240	2.160	1.6	5.4	9.5	99	4.19	A	620	A++	7.07	5.19	257
	2.0+2.5+2.5	1.49	1.85	1.85	1.86	5.19	7.04	0.350	1.240	2.160	1.5	5.4	9.5	99	4.19	A	620	A++	7.04	5.19	259
	2.0+2.5+3.5	1.30	1.63	2.27	1.95	5.20	7.06	0.370	1.240	2.160	1.6	5.4	9.5	99	4.19	A	620	A++	7.07	5.20	258
	2.0+3.5+3.5	1.16	2.02	2.02	1.95	5.20	7.07	0.370	1.240	2.160	1.6	5.4	9.5	99	4.19	A	620	A++	7.08	5.20	258
	2.5+2.5+2.5	1.73	1.73	1.73	1.95	5.19	7.04	0.370	1.240	2.160	1.6	5.4	9.5	99	4.19	A	620	A++	7.04	5.19	259
	2.5+2.5+3.5	1.53	1.53	2.14	1.95	5.20	7.06	0.370	1.230	2.160	1.6	5.4	9.5	99	4.23	A	615	A++	7.07	5.20	258
	2.0+2.0+5.0	1.16	1.16	2.88	2.11	5.20	7.30	0.380	1.220	2.260	1.7	5.4	9.9	99	4.26	A	610	A++	7.07	5.20	258

Heating

Outdoor unit	Indoor unit	Heating capacity (kW)			Total capacity (kW)			Power input (kW)			Total current (A)			Power factor (%)	COP	Energy label	AEC (kWh)	Seasonal data				
		A room	B room		Min.	Nom.	Max.	Min.	Nom.	Max.	Min.	Nom.	Max.					Label	SCOP	Pdesign	AEC	Back-up heater capacity at -10°C
3AMX52E	2.0	2.72	/	/	1.21	2.72	3.75	0.300	0.720	1.200	1.4	3.3	5.4	96	3.78	A	360	/	/	/	/	/
	2.5	3.40	/	/	1.21	3.40	4.00	0.300	0.990	1.260	1.3	4.4	5.6	97	3.43	B	495	/	/	/	/	/
	3.5	4.20	/	/	1.21	4.20	4.82	0.300	1.390	1.680	1.3	6.2	7.5	98	3.02	D	695	/	/	/	/	/
	5.0	/	/	5.80	1.33	5.80	6.79	0.300	2.160	2.590	1.3	9.5	11.4	99	2.69	E	1080	/	/	/	/	/
	2.0 + 2.0	3.05	3.05	/	1.28	6.10	7.00	0.310	1.700	2.280	1.4	7.5	10.0	99	3.59	B	850	A+	4.18	4.84	1620	0.93
	2.0 + 2.5	2.78	3.47	/	1.28	6.25	7.00	0.310	1.750	2.280	1.4	7.7	10.0	99	3.57	B	875	A+	4.18	4.84	1622	0.93
	2.0 + 3.5	2.38	4.17	/	1.34	6.55	7.04	0.310	1.860	2.280	1.4	8.2	10.0	99	3.52	B	930	A+	4.24	4.87	1608	0.94
	2.0 + 5.0	1.94	/	4.86	1.39	6.80	7.20	0.310	1.870	2.320	1.4	8.2	10.2	99	3.64	A	935	A+	4.26	4.88	1606	0.94
	2.5 + 2.5	3.25	3.25	/	1.28	6.50	7.00	0.310	1.860	2.310	1.4	8.2	10.1	99	3.49	B	930	A+	4.18	4.84	1622	0.93
	2.5 + 3.5	2.79	3.97	/	1.34	6.70	7.19	0.310	1.930	2.360	1.4	8.5	10.4	99	3.47	B	965	A+	4.24	4.87	1608	0.94
	2.5 + 5.0	2.27	/	4.53	1.45	6.80	7.35	0.310	1.870	2.320	1.4	8.2	10.2	99	3.64	A	935	A+	4.25	4.87	1605	0.93
	3.5 + 3.5	3.40	3.40	/	1.40	6.80	7.22	0.310	1.970	2.350	1.4	8.7	10.3	99	3.45	B	985	A+	4.27	4.89	1605	0.94
	3.5 + 5.0	2.80	/	4.00	1.45	6.80	7.50	0.310	1.830	2.310	1.4	8.0	10.1	99	3.72	A	915	A+	4.28	4.90	1603	0.94
	2.0+2.0+2.0	2.26	2.26	2.26	1.34	6.78	8.02	0.320	1.570	2.140	1.4	6.9	9.4	99	4.32	A	785	A+	4.46	4.93	1547	0.94
	2.0+2.0+2.5	2.09	2.09	2.60	1.34	6.78	8.02	0.320	1.570	2.140	1.4	6.9	9.4	99	4.32	A	785	A+	4.46	4.93	1547	0.94
	2.0+2.0+3.5	1.80	1.80	3.18	1.45	6.78	8.05	0.320	1.560	2.140	1.4	6.9	9.4	99	4.35	A	780	A+	4.49	4.92	1535	0.94
	2.0+2.5+2.5	1.94	2.42	2.42	1.34	6.78	8.02	0.320	1.570	2.140	1.4	6.9	9.4	99	4.32	A	785	A+	4.46	4.93	1549	0.94
	2.0+2.5+3.5	1.70	2.13	2.97	1.57	6.80	8.05	0.320	1.560	2.140	1.4	6.9	9.4	99	4.36	A	780	A+	4.47	4.92	1541	0.94
	2.0+3.5+3.5	1.52	2.64	2.64	1.56	6.80	8.08	0.320	1.560	2.140	1.4	6.9	9.4	99	4.36	A	780	A+	4.51	4.91	1524	0.94
	2.5+2.5+2.5	2.26	2.26	2.26	1.45	6.78	8.02	0.320	1.570	2.140	1.4	6.9	9.4	99	4.32	A	785	A+	4.45	4.94	1556	0.95
	2.5+2.5+3.5	2.00	2.00	2.80	1.57	6.80	8.05	0.320	1.560	2.140	1.4	6.9	9.4	99	4.36	A	780	A+	4.47	4.92	1543	0.94
	2.0+2.0+5.0	1.51	1.51	3.78	1.67	6.80	8.27	0.320	1.640	2.110	1.4	7.2	9.3	99	4.15	A	820	A+	4.48	4.92	1536	0.94

Notes:
1. The total capacity of each connected indoor unit is up to 9.0kW.
2. The values above are for connecting with the following indoor unit types:
   2.0, 2.5, 3.5, 5.0 kW class
   Wall-mounted ATXS-K series
3. These indoor units can only be used in a multi-unit setup.
4. Cooling capacity conditions:
   Indoor temperature 27°C DB / 19°C WB
   Outdoor temperature 35°C DB
   Heating capacity conditions:
   Indoor temperature 20°C DB
   Outdoor temperature 7°C DB / 6°C WB
5. Design temperature: -10°C

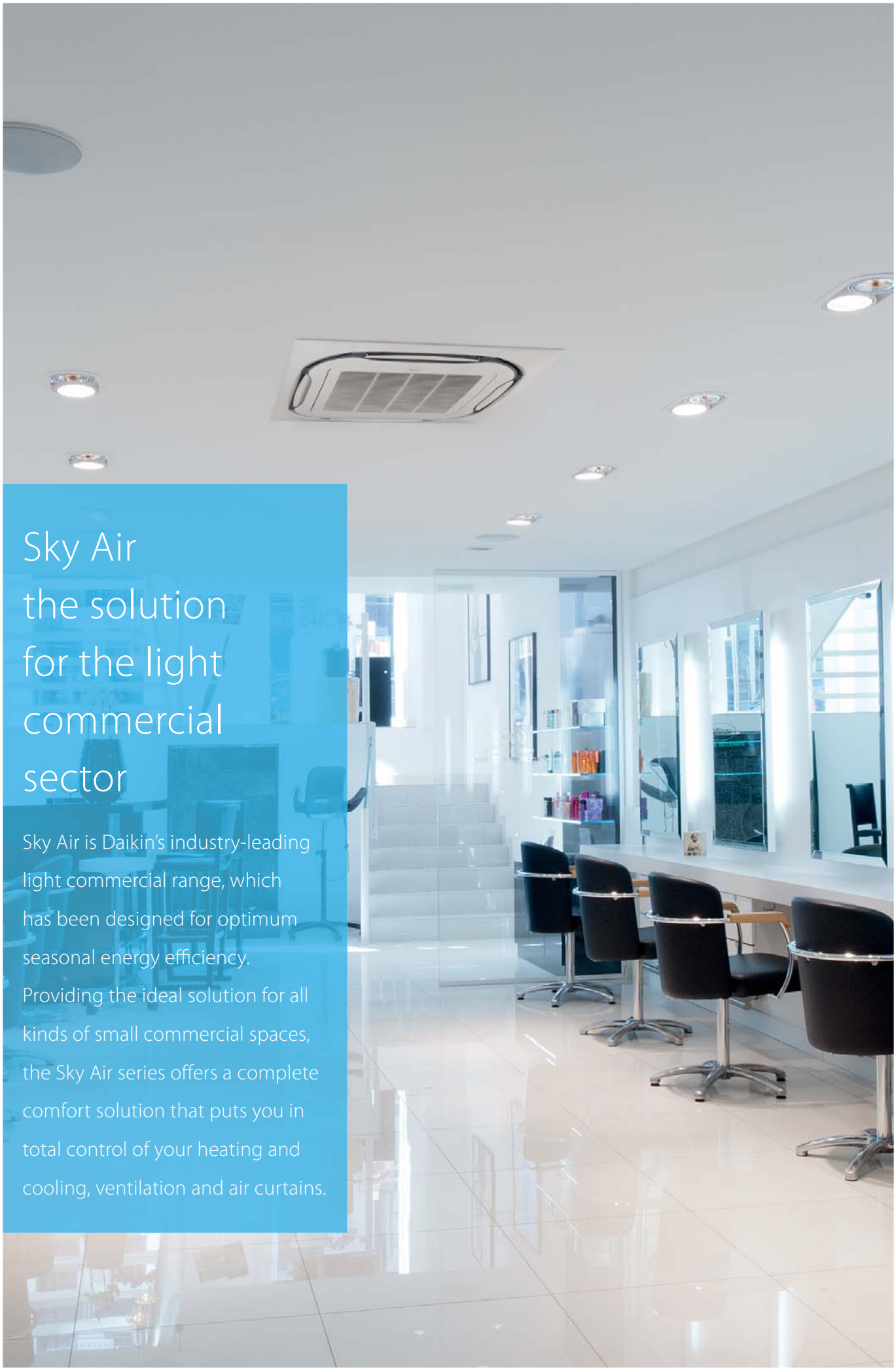

Sky Air the solution for the light commercial sector

Sky Air is Daikin's industry-leading light commercial range, which has been designed for optimum seasonal energy efficiency. Providing the ideal solution for all kinds of small commercial spaces, the Sky Air series offers a complete comfort solution that puts you in total control of your heating and cooling, ventilation and air curtains.

Sky Air

Light commercial applications

Why choose a Daikin Sky Air 168

R-32 Sky Air 172

Products overview indoor units 176

Benefits overview indoor units 178

R-32 Sky Air 182
FCAHQ-F / RZAG-LV1 182

Ceiling mounted cassette units 183
FCQG-F / RXS-L3/L 183
FCQG-F / RZQSG-L3/9V1/L(8)Y1 184
FCQG-F / RZQG-L9V1/L(8)Y1 185
FCQHG-F / RZQSG-L3/9V1/L(8)Y1 186
FCQHG-F + RZQG-L9V1/L(8)Y1 187
FFQ-C / RXS-L3/L 189
ACQ-D / AZQS-B(8)V1/BY1 190

Concealed ceiling units 191
FDBQ-B 191
FDXS-F(9) / RXS-L3/L 192
FBQ-D / RXS-L3/L 193
FBQ-D / RZQSG-L3/9V1/L(8)Y1 194
FBQ-D / RZQG-L9V1/L(8)Y1 195
FDQ-C / RZQSG-L3/9V1/L(8)Y1, RZQG-L9V1/L(8)Y1 196
FDQ-B / RZQ-C 197
ABQ-C / AZQS-B(8)V1/BY1 198

Ceiling suspended units 199
FHQ-C / RXS-L3/L 199
FHQ-C / RZQSG-L3/9V1/L(8)Y1 200
FHQ-C / RZQG-L9V1/L(8)Y1 201
AHQ-C / AZQS-B(8)V1/BY1 202
FUQ-C / RZQG-L9V1/L(8)Y1 203

Wall mounted unit 204
FAQ-C / RZQSG-L3/9V1/L(8)Y1 204
FAQ-C / RZQG-L9V1/L(8)Y1 205

Floor standing Units 206
FVQ-C / RZQSG-L3/9V1/L(8)Y1 206
FVQ-C / RZQG-L9V1/L(8)Y1 207
FNQ-A / RXS-L3/L 208

Products overview outdoor units 210

Benefits overview outdoor units 210

Why choose Seasonal Smart 212

Pair, Twin, Triple, double twin applications 215
RZQSG-L3/9V1/L(8)Y1 215
RZQG-L9V1/L(8)Y1 216
RZQ-C 217

R-32 Pair application 218
RZAG-LV1 218

Pair applications 219
AZQS-B(8)V1/BY1 219

Rooftop 220

UATYQ-CY1 220
UATYP-AY1(B) 221

Options & accessories 222



Sky Air, the solution for the light commercial sector.

Offering Comfort - Energy efficiency - Reliable systems

Why choose Sky Air

- First light commercial range available with R-32 refrigerant in the European market!
- Industry-leading product range for small offices, shops, retail stores, restaurants, banks or data centers.
- From reliable and high quality comfort air conditioning, to customised applications with a smart use of energy and flexible installation and operation.
- Extensive range which meets even the most stringent building specifications.
- Ensures total control over your customers' space heating and cooling, ventilation and doorway climate separation requirements.

Benefits for the installer

› Modular designs and factory fitted extras make installation easier to achieve.

Benefits for the consultant

› You will have the confidence of knowing that you can recommend the right climate control systems to meet tomorrow's legislation
› You will have systems that are designed to blend into any décor and provide optimal performance with top seasonal efficiencies
› You will have access to innovative technology to maximize the climate control performance of the entire building
› Your credentials as an eco-conscious consultant and designer will be enhanced.

Benefits for the end user

› Your climate control system will meet legal requirements well beyond the current legislation
› You will obtain optimal seasonal performance thus saving energy and reducing costs
› You will have even better energy efficient units when choosing our Sky Air R-32 product range (minimum 5% more efficient compared to R-410A products)
› The climate control system will add value to the building thus protecting your investment
› You will save on installation and running costs, obtain rapid return on investment and contribute to ecological protection objectives.



Heating and cooling

› Extract heat from the outside air, even in cold weather (down to -20°C).
› Electrically powered compressor.
› Extremely effective at heating.
› Silent and discreet,
› State-of-the-art technology to keep energy bills as low as possible.

Top seasonal efficiency

› A++ label both in cooling and heating for combination FCQHG71F/100F + RZQG71L9V1/100L9V1 A++
› Top efficiency by choosing R-32 products (minimum 5% more efficient when compared to R-410A)

Wide range of heat pump units

› Ideal for both new build and renovation projects.
› Select from a wide range of indoor units: wall mounted and floor standing, concealed or ceiling mounted.
› Very quiet and draught-free operation.
› For long or irregularly shaped rooms, you can use up to four indoor units linked to a single outdoor unit. All the indoor units are controlled at the same time.

Replacement

Split and Sky Air outdoor and indoor units can be used to replace R-22 and R-407C systems.
Reuse existing piping and wiring

Flexible Installation

› Outdoor units are neat and sturdy.
› They can be installed against a wall or on a roof or terrace.

Control systems

User-friendly controls allow your customers to manage their Sky Air system for maximum efficiency:

› From individualised unit control to centralised management via touchscreen options and code based controllers, they are in control at all times.
› The DIII-net connection is standard, allowing you to link into the wider building management systems.
› Buildings can be monitored from a distance using Internet monitoring.

Ventilation

Daikin's ventilation option provides a supply of fresh air to help create a healthy and high quality indoor environment.

Biddle air curtains

› Biddle air curtains can be used in combination with the Sky Air system to provide highly efficient heating at building entrances:
Ideal for buildings with open door policies such as retail stores.

› Year round climate control and comfort even on the most demanding days.
› Payback time of less than 12 months compared with electric air curtains.

	Seasonal Smart R-32	Seasonal Smart	Seasonal Classic	Siesta Sky Air
				
	› Industry-leading technology extended with R-32 products › Lowest environmental impact with R-32 refrigerant › 12% lower refrigerant charge › Minimum 5% more efficient compared to R-410A units	› For all types of commercial applications, including infrastructure cooling › Best efficiency! › Most flexible installation › Widest range of connectable indoor units	› For all types of commercial applications › Good value for money: very efficient and comfortable indoor units	› Basic cooling/ heating solution for small shops
Seasonal effciency	Up to A++ both in cooling and heating	Up to A++ in cooling	Up to A++ in cooling	Up to A
Max. piping	Up to 75m	Up to 75m	Up to 50m	
Operation range – Cooling	-15°C ~ 50°C	-15°C~50°C	-15°C ~46°C	-5°C ~46°C
Operation range – Heating	-20°C ~15.5°C	-20°C~15.5°C	-15°C ~15.5°C	
Infrastructure cooling	✓	✓	-	-
1. Variable Refrigerant Temperature	✓	✓	✓	-
2. Customizable Variable Refrigerant Temperature	✓	✓		
Connectable indoor units	 High COP round flow cassette	 4-Way blow ceiling suspended cassette  Round flow cassette  Ceiling suspended unit  Fully flat cassette Wall mounted unit	 Floor standing unit  Concealed floor standing unit  Concealed ceiling unit	 4-Way blow ceiling suspended cassette  Concealed ceiling unit  Ceiling suspended unit
Pair application	✓	✓	✓	✓
Twin/triple/double twin		✓	✓	

Variable Refrigerant Temperature

1. Operates with variable refrigerant temperature: all Daikin Sky Air outdoor units are able to adapt their operation to meet your unique cooling and heating requirements, without comprimising efficiency.

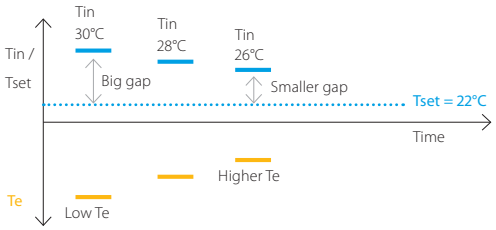

2. Go one step further in improving comfort and efficiency by having the possibility to customize the settings at time of installation. These special settings allow the boundaries of fluctuation of refrigerant's evaporating and condensing temperature to be customized to fit the application.

Cooling

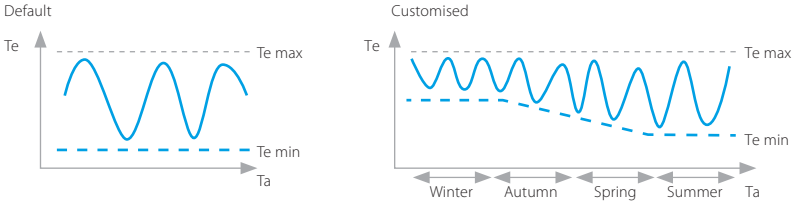

Heating

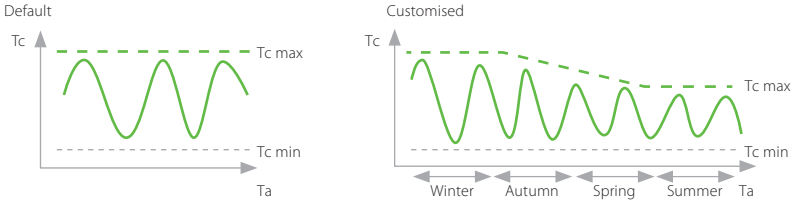

Tin = indoor temperature / Tset = setpoint / Te = evaporating temperature of refrigerant
Tc = condensing temperature of refrigerant / Ta = ambient temperature

Sales supporting apps

Compare our industry-leading product range with competition in a smart and easy way.

seasoncalc.daikin.eu



Literature

See all the literature available on www.daikineurope.com/support-and-manuals/catalogues

NEW Business portal

- Experience our new extranet that thinks with you at my.daikin.eu
- Find information in seconds via a powerful search
- Customise the options so you see only info relevant for you
- Access via mobile device or desktop

Internet

- Find our solutions for different applications (www.daikineurope.com/commercial/applications)
- See some of our references (www.daikineurope.com/references)
- Get more commercial details on our flagship products

A few of our commerial literature for the professional network

Product catalogues:



Sky Air Catalogue
Detailed technical information & benefits on Sky Air/ Ventilation/Biddle Air Curtain/Control systems/AHU

15-114



Ventilation Catalogue
Detailed info on Ventilation products

15-203

Product portfolios:

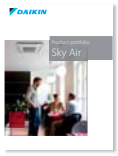

Sky Air product portfolio
Overview of Sky air product range

15-121



Controls systems portfolio
Overview of all Daikin control systems

15-301

Focus topic:



Replacement Technology
Clear installer benefits of VRV replacement technology

15-214



Infrastructure cooling
Clear installer benefits of infrastructure cooling with Seasonal Smart outdoor unit.

15-140

A few of our commercial literature for your customers

Reference book:



Reference catalogue
Daikin commercial and industrial references

15-213

Reference book: Solution Guides



Green Buiding Solutions
Clear building owner/investor benefits why to choose Daikin for a green building, with emphasis on BREEAM

15-216



Commercial Solutions
Daikin offers solutions for commercial applications

15-100

Product flyers:



Wired Remote Control
Detailed info on BRC1E52A/B remote control

15-306



RTD modbus interface
Detailed info on RTD controls and applications

15-308



Round flow cassette
Detailed info on Round flow cassette

15-111



Concealed ceiling
Detailed info on Concealed ceiling units

15-102A



Fully Flat cassette
Detailed info on Fully flat cassette

15-107

Technical documentation:

Download all technical documentation such as engineering databooks, selection software, installation and operation manuals and service manuals directly from our extranet: my.daikin.eu



Daikin launches the first light commercial product range on the European market with R-32

Daikin's industry-leading Seasonal Smart outdoor unit together with the unique round flow cassette will be the first product range in Europe using R-32 refrigerant.



RZAG-LV1

R-32



FCAHG-F

- Industry-leading technology extended with R-32
- **Lowest environmental impact**
  - GWP reduced with 68% as compared with R-410A refrigerant
  - 12% lower refrigerant charge
- **Increased energy savings** thanks to R-32 refrigerant (minimum 5% more efficient when compared to R-410A products)
- **Replacement technology**
- **Operation range** down to -20°C in heating mode

Help your customers make the right choice

The main impact on global warming from air conditioners and heat pumps comes from electricity use

With electricity generated by renewable sources the impact can be near zero. It is far higher with electricity from fossil fuels. In either case it is important to be energy efficient.

→ **Advise customers to choose a model with a top-class European Energy label (A+++, A++, A+, A, B, C, etc.).**

The other impact on global warming comes from the refrigerant gas in the system

In addition to preventing leaks and ensuring proper end-of-life recovery, choose a refrigerant with a lower GWP and minimise the volume to reduce risk in case of leaking.

→ **Advise customers to select a model with a low CO_2 equivalent refrigerant charge. (shown in catalogues and on the Daikin website).**

Why has Daikin introduced R-32 models?

A core element of Daikin's corporate philosophy is that the company strives to be a leader in applying environmentally friendly practices, with energy efficiency and refrigerant choice as key factors. Daikin launched the first worldwide air conditioners with R-32 refrigerant at the end of 2012 in Japan, where several million units have since been installed. Subsequently, R-32 models have been providing indoor climate comfort in other countries such as Australia, New Zealand, India, Thailand, Vietnam, the Philippines, Malaysia and Indonesia. In 2013, R-32 models made their debut in Europe, adding new environmental benefits to the unrivalled control they offer users.

What is R-32?

R-32's chemical name is difluoromethane.
It is a refrigerant which has been used for many years as a component of the refrigerant blend R-410A (which is 50% R-32 and 50% R-125). Daikin was the first company to recognise that there are several advantages of using pure R-32 instead of using it as part of a blend. Many other industry players have now followed suit.

	R-410A	R-32
Composition	Blend of 50% R-32 + 50% R-125	Pure R-32 (no blend)
GWP (Global Warming Potential)	2087.5	675
ODP (Ozone Depletion Potential)	0	0

What is GWP?

Global Warming Potential (GWP) is a number which expresses the potential impact that a particular refrigerant would have on global warming if it were released into the atmosphere. It is a relative value which compares the impact of 1kg of refrigerant to 1kg of CO_2 over a period of 100 years.

Although this impact can be avoided by preventing leaks and ensuring proper end of life recovery, choosing a refrigerant with a lower GWP and minimising the volume of refrigerant will reduce the risk to the environment if a leak were to occur accidentally.

What is ODP?

Ozone Depletion Potential (ODP) is a number that refers to the harmful impact on the stratospheric ozone layer caused by a chemical substance.
It is a relative value which compares the impact of a refrigerant to a similar mass of R-11. Thus, the ODP of R-11 is defined to be 1.

Refrigerants with lower environmental impact

R-32, R-410A, R-134a and other refrigerants currently used in the European Union do not deplete the ozone layer. The previous generation refrigerants such as R-22 had a detrimental effect on the stratospheric ozone layer because they contained chlorine. Since 2004, EU regulations have banned any new equipment using ozone-depleting refrigerants such as R-22. Since January 2015, servicing existing equipment with R-22, even with recycled R-22, has also been banned.

Phasing out R-22

If your customer is still using R-22 based equipment today, you should recommend replacing it soon and not waiting until a breakdown occurs. Deciding to change to R-32 equipment instead of R-22 would create a double benefit for the environment. It would eliminate the risk of damaging the ozone layer and would be a better solution in terms of the global warming impact. Just replacing the R-22 refrigerant with R-32 in an existing installation is not allowed because oil and pressures are different. However, it may be possible to replace the indoor and outdoor units and keep the refrigerant piping. (More detailed instructions are available in our catalogue on R-22 replacement technologies)



ROUND FLOW CASSETTE,
FCQG-F - FCQHG-F



CONCEALED CEILING UNIT,
FDXS-F(9) - FBQ-D - ABQ-C



CONCEALED FLOOR
STANDING UNIT , FNQ-A



4-WAY BLOW CEILING
SUSPENDED CASSETTE , FUQ-C





WALL MOUNTED UNIT, FAQ-C



CEILING SUSPENDED CASSETTE, FHQ-C



FULLY FLAT CASSETTE, FFQ-C

Products overview Sky Air

Type	Model		Product name	
Ceiling mounted cassette	High COP, round flow cassette	- First light commercial indoor unit connectable to R-32 outdoor units in the European market - Duty rotation control (via BRC1E53A/B/C) - Power saving mode can be set to 70% or 40% of the demand (via BRC1E53A/B/C) - 5 different fan speeds available - Includes all R-410A high COP round flow cassette features	FCAHG-F NEW	
		- 360° air discharge for the highest efficiency and comfort - High COP cassette ensures top performance for commercial applications - Auto cleaning function ensures high efficiency - Intelligent sensors save energy and maximize comfort	FCQHG-F	
	Round flow cassette	- 360° air discharge for optimum efficiency and comfort - Lowest installation height in the market! 35 to 71 class has a height of only 204mm - Auto cleaning function ensures high efficiency - Intelligent sensors save energy and maximize comfort	FCQG-F[1]	
	Fully flat cassette	- Unique design in the market that integrates fully flat into the ceiling - Perfect integration in standard architectural ceiling tiles - Blend of iconic design and engineering excellence with a white or silver and white finish - Intelligent sensors save energy and maximize comfort - Flexibility to suit every room layout without changing the location of the unit!	FFQ-C	
	4-way blow ceiling mounted unit	- Solution addressing the primary needs of small shops - Improved energy efficiency: up to A+ energy labels - Control several indoor units at the same time - Exclusively offered for pair applications	ACQ-D	
Concealed ceiling	Small concealed ceiling unit	- Designed for hotel bedrooms and ensuring a good night rest - Compact dimensions enable installation in narrow ceiling voids - Easy mounting: drain pan can be located left or right of the unit - Discretely concealed in the ceiling: only the grilles are visible - Flexible installation as the air suction direction can be altered from rear to bottom suction	FDBQ-B	
	Slim concealed ceiling unit	- Slim design for flexible installation - Medium external static pressure up to 40Pa - Small capacity unit developed for small of well insulated rooms	FDXS-F (9)	
	Concealed ceiling unit with medium ESP	- Optimum comfort guaranteed no matter the length of ductwork or type of grilles - Multiple fan curves available for specific ductwork - Top efficiency in the market and lowest sound levels in the market! - Compact dimensions (only 245mm!) enable installation in narrow ceiling voids - Medium external static pressure up to 150Pa	FBQ-D[1]	
	Concealed ceiling unit with high ESP	- ESP up to 200Pa, ideal for large sized buildings - Discretely concealed in the ceiling: only the grilles are visible - Possibility to change ESP via wired remote control allows optimisation of the supply air volume - Flexible installation as the air suction direction can be altered from rear to bottom suction	FDQ-C	
	Concealed ceiling unit with high ESP	- ESP up to 250Pa, Ideal for extra large sized spaces - Blends unobtrusively with any interior décor: only the suction and discharge grilles are visible - Up to 26.4kW in heating mode	FDQ-B[1]	
	Concealed ceiling unit	- Ideal for medium sized shops with false ceilings - Discretely concealed in the ceiling: only the grilles are visible - Best protection against possible water leakage	ABQ-C	
Wall mounted	Wall mounted unit	- For rooms with no false ceilings nor free floor space - The air is comfortably spread up- and downwards thanks to 5 different discharge angles - Easy maintenance as this can be done from the front of the unit	FAQ-C	
Ceiling suspended	Ceiling suspended unit	- For wide rooms with no false ceilings nor free floor space - Ideal for comfortable air flow in wide rooms thanks to Coanda effect - Even rooms with ceilings up to 3.8m can be heated up or cooled down very easily! - Can be mounted in corners or narrow spaces without any problem	FHQ-C[1]	
	Ceiling suspended unit	- For wide rooms with no false ceilings nor free floor space - Guarantees a stable temperature	AHQ-C	
	4-way blow ceiling suspended unit	- Unique Daikin unit for high rooms with no false ceilings nor free floor space - Even rooms with ceilings up to 3.5m can be heated up or cooled down very easily! - Flexibility to suit every room layout without changing the location of the unit! - Optimum comfort guaranteed with automatic air flow adjustment to the required load - The air is comfortably spread up- and downwards thanks to 5 different discharge angles	FUQ-C[1]	
Floor standing	Floor standing unit	- For spaces with high ceilings - Ideal solution for commercial spaces with no or narrow false ceilings - Even rooms with very high ceilings can be heated up or cooled down very easily! - Guarantees a stable temperature	FVQ-C	
	Concealed floor standing unit	- Designed to be concealed in walls, only grilles remain visible - Slimmest unit on the market with a depth of only 200mm! - Both window sill or ducted installation are possible thanks to sufficient ESP - Whisper quiet operation allows installation in any location	FNQ-A	

1) Twin, triple, double twin application is only possible up to 125 class

Capacity class (kW)

25	35	50	60	71	100	125	140	200	250
				●	●	●	●		
				●	●	●	●		
	●	●	●	●	●	●	●		
●	●	●	●						
				●	●	●	●		
●									
●	●	●	●						
	●	●	●	●	●	●	●		
						●			
								●	●
				●	●	●	●		
				●	●				
	●	●	●	●	●	●	●		
				●	●	●	●		
				●	●	●			
				●	●	●	●		
●	●	●	●						

Benefits overview Sky Air

We care	Seasonal efficiency - Smart use of energy	Seasonal efficiency gives a more realistic indication on how efficient air conditioners operate over an entire heating or cooling season.
	Inverter technology	In combination with inverter controlled outdoor units
	Home leave operation	During absence, the indoor temperature can be maintained at a certain level.
	Fan only	The air conditioner can be used as fan, blowing air without cooling or heating.
	Auto cleaning filter	The filter automatically cleans itself once per day. Simplicity of upkeep means optimum energy efficiency and maximum comfort without the need for expensive or time-consuming maintenance.
	Floor and presence sensor	The presence sensor directs the air away from any person detected in the room, when the air flow control is on. The floor sensor detects the average floor temperature and ensures an even temperature distribution between ceiling and floor.
Comfort	Draught prevention	When starting to warm up or when the thermostat is off, the air discharge direction is set horizontally and the fan to low speed, to prevent draught. After warming up, air discharge and fan speed are set as desired.
	Whisper quiet	Daikin indoor units are whisper quiet. Also the outdoor units are guaranteed not to disturb the quiet of the neightbourhood.
	Auto cooling-heating changeover	Automatically selects cooling or heating mode to achieve the set temperature.
Air treatment	Air filter	Removes airborne dust particles to ensure a steady supply of clean air.
Humidity control	Dry programme	Allows humidity levels to be reduced without variations in room temperature.
Air flow	Ceiling soiling prevention	A special function prevents air blowing out too long in horizontal position, to prevent ceiling stains.
	Vertical auto swing	Possibility to select automatic vertical moving of the air discharge louvre, for uniform air flow and temperature distribution.
	Fan speed steps	Allows to select up to the given number of fan speed.
	Individual flap control	Individual flap control via the wired remote controller makes it simple to fix the position of each flap individually, to suit any new room configuration. Optional closure kits are available as well.
Remote control & timer	Weekly timer	Timer can be set to start operation anytime on a daily or weekly basis
	Infrared remote control	Infrared remote control with LCD to start, stop and regulate the air conditioner from a distance.
	Wired remote control	Wired remote control to start, stop and regulate the air conditioner from a distance.
	Centralised control	Centralised control to start, stop and regulate several air conditioners from one central point.
Other functions	Infrastructure cooling	Remove in a reliable, efficient and flexible way the heat constantly generated by the IT and server equipment to ensure maximum uptime while offering the best return on investment.
	Auto-restart	The unit restarts automatically at the original settings after power failure.
	Self-diagnosis	Simplifies maintenance by indicating system faults or operating anomalies.
	Drain pump kit	Facilitates condensation draining from the indoor unit.
	Twin/triple/double twin application	2, 3 or 4 indoor units can be connected to only 1 outdoor unit even if they have different capacities. All indoor units operate within the same mode (cooling or heating) from one remote control.
	Multi model application	Up to 5 indoor units (even different capacities) can be connected to a single outdoor unit. All indoor units can individually be operated within the same mode.
	VRV for residential application	Up to 9 indoor units (even different capacities and up to 71 class) can be connected to a single outdoor unit. All indoor units can individually be operated within the same mode.

NEW	Ceiling mounted cassette units					Concealed ceiling units						Ceiling suspended units		4-Way blow ceiling suspended unit	Wall mounted unit	Floor standing units	
FCAHG-F	**FCQHG-F**	**FCQG-F**	**FFQ-C**	**ACQ-D**	**FDBQ-B**	**FDXS-F(9)**	**FBQ-D**	**FDQ-C**	**FDQ-B**	**ABQ-C**	**FHQ-C**	**AHQ-C**	**FUQ-C**	**FAQ-C**	**FVQ-C**	**FNQ-A**
R-32																
●	●	●	●	●	●		●	●		●	●	●	●	●	●	●
●	●	●	●	●	●		●	●	●	●	●	●	●	●	●	●
●	●	●	●		●		●	●	●		●		●	●	●	●
●	●	●	●	●	●	●	●	●	●	●	●	●	●	●	●	●
●	●	●														
●	●	●	●													
●	●	●	●										●			
●	●	●	●		●		●									
●	●	●	●	●	●		●	●	●	●	●	●	●	●	●	●
●	●	●	●	●	●	●	●	●	●	●	●	●	●	●	●	●
●	●	●	●		●	●	●	●			●		●	●	●	●
●	●	●	●													
●	●	●	●								●		●	●	●	
5	3	3	3	4	2	3	3	3	2	3	3	3	3	3	3	2
●	●	●	●										●			
●	●	●	●	●	●	● depending on controller	●	●	●	●	●	●	●	●	●	●
optional	optional	optional	optional	standard		optional	optional	optional			optional	standard	optional	optional		optional
optional	optional	optional	optional	optional	optional	optional	optional	optional	optional	standard	optional	optional	optional	optional	optional	optional
optional	optional	optional	optional			optional	optional	optional	optional		optional		optional	optional	optional	optional
●	●	●	●				●				●		●	●	●	
●	●	●	●	●	●	●	●	●	●	●	●	●	●	●	●	●
●	●	●	●	●	●	●	●	●	●	●	●	●	●	●	●	●
standard	standard	standard	standard	standard			standard	standard			optional		standard	optional		
	●	●	●				●	●	●		●		●	●		●
		●	●		●	●	●				●					●
		●	●		●		●				●					●

FCQG-F/FCQHG-F/FXFQ-A

Round flow cassette

Why choose a round flow cassette?

- 360° air discharge for optimum efficiency and comfort in shops, offices and restaurants.
- Unique auto-cleaning panel.

Unique functions which help save costs

› Daikin was the first company to launch a cassette using the round flow principle with sensors* and a unique auto-cleaning panel*.

... More energy efficient than any other

› The auto-cleaning panel* means:

- Running costs are reduced by 50% compared with standard solutions thanks to automatic daily filter cleaning.
- Less time is required to maintain the filter: dust can be removed easily with a vacuum cleaner without opening the unit.
- For fine dust applications (i.e. clothing shops) a finer mesh filter (BYCQ140DGF) ensures consistent, optimum performance.
- Round flow cassette - overview decoration panels

BYCQ140DG	BYCQ140DGF	BYCQ140DW	BYCQ140D
Auto-cleaning panel	auto-cleaning panel with fine mesh filter	White panel	Standard panel
White with grey louvers	White with grey louvers	Full white	White with grey louvers

› Thanks to presence and floor sensors*, the unit changes its setpoint or switches off compleately, if there are no people in the room, resulting in energy savings of up to 27%.





Dust can be removed easily with a vacuum cleaner without opening the unit.

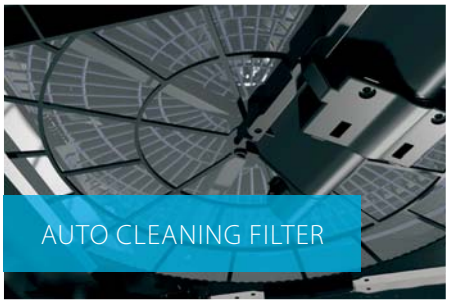

References

Wolverhampton, UK
Running costs were reduced by up to 50% compared with standard solutions thanks to daily filter cleaning.

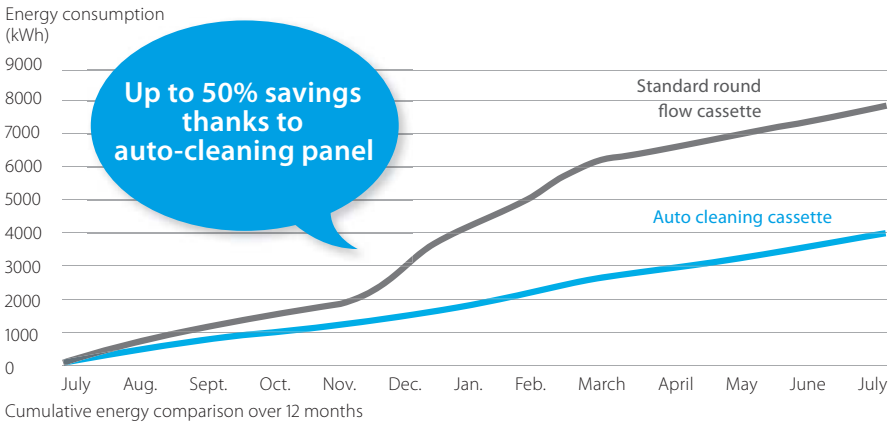

Cumulative energy comparison over 12 months



… And improved comfort

› 360° air flow discharge pattern.



› The presence sensor* directs the air away from anyone it detects in the room.

› The floor sensor* detects the average floor temperature and ensures an even temperature distribution between the ceiling and the floor.



* available as an option

Flexible installation

› Flaps can be individually controlled or closed using the wired remote control, to suit room configuration.
Optional closure kits are also available.

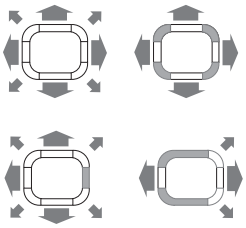

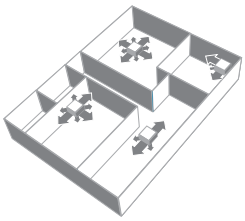

Benefits for the installer

› Product with unique functions in this market.
› Less time needed for onsite maintenance.
› Use the controller to individually open or close any of the four flaps to easily adapt to a changing room layout.
› Easy set-up of the sensor option to improve comfort and save energy.

Benefits for the consultant

› Product with unique functions in this market.
› Designed for use in all types and sizes of commercial offices and retail environments.
› Ideal product for improving BREEAM score/EPBD in combination with Sky Air Seasonal Smart or VRV IV heat pump units.

Benefits for the end user

› Designed for use in all types and sizes of commercial offices and retail environments.
› Perfect environment conditions: no more draughts or cold feet.
› Save up to 50% on running costs with the auto-cleaning panel, which also facilitates maintenance.
› Your customers can save up to 27% on their energy bills thanks to the sensor option.
› Flexible use of space thanks to individual flap control.

Marketing tools

› Visit the website: www.daikineurope.com/minisite/round-flow-cassette/

YouTube

www.youtube.com/DaikinEurope

R-32

Seasonal Smart

High COP, round flow cassette

360° air discharge for optimum efficiency and comfort

- Industry leading technology extended with R-32
- 68% lower GWP compared to R-410A products
- 12% lower refrigerant charge compared to R-410A products
- Minimum 5% more efficient when compared to R-410A products

- Duty rotation control (via BRC1E53A/B/C)
- Power saving mode can be set to 70% or 40% of the demand (via BRC1E53A/B/C)
- 5 different fan speeds available
- Includes all R-410A high COP round flow cassette features



FCAHG71-100-125-140F



RZAG100-140L7V1



BRC1E52A-B BRC7FA532F

Efficiency data				FCAHG + RZAG	*71F + 71LV1	*100F + 100LV1	*125F + 125LV1	*140F + 140LV1
Cooling capacity	Nom.			kW	6.8	9.5	12.0	13.4
Heating capacity	Nom.			kW	7.5	10.8	13.5	15.5
Power input	Cooling	Nom.		kW	1.66	2.15	3.00	4.00
	Heating	Nom.		kW	1.56	2.16	3.07	3.76
Seasonal efficiency (according to EN14825)	Cooling	Energy label			A++			-
		Pdesign		kW	-			
		SEER			7.35		6.94	-
		Annual energy consumption		kWh	-			
	Heating (Average climate)	Energy label			A+	A++		-
		Pdesign		kW	7.60	11.30	12.66	-
		Annual energy consumption		kWh	2,343	3,298	3,829	-
Nominal efficiency	EER				4.09	4.42	4.00	3.35
	COP				4.80	4.99	4.40	4.12
	Annual energy consumption			kWh	831	1,075	1,500	2,000
	Energy label	Cooling/Heating			A/A			

Indoor unit				FCAHG	*71F	*100F	*125F	*140F
Dimensions	Unit	HeightxWidthxDepth		mm	288x840x840			
Weight	Unit			kg	-			
Sound power level	Cooling			dBA	53	61		
	Heating			dBA	53	61		
Sound pressure level	Cooling	High/Nom./Low		dBA	36/33/29	44/39/33	45/40/35	45/41/37
	Heating	High/Nom./Low		dBA	36/33/29	44/39/33	45/40/35	45/41/37
Power supply	Phase / Frequency / Voltage			Hz / V	1~ / 50 / 220-240			

Outdoor unit				RZAG	*71LV1	*100LV1	*125LV1	*140LV1
Dimensions	Unit	HeightxWidthxDepth		mm	990x940x320	1,430x940x320		
Weight	Unit			kg	-			
Sound power level	Cooling			dBA	64	66	67	69
Sound pressure level	Cooling	Nom.		dBA	48	50	51	52
	Heating	Nom.		dBA	50	52	53	
Power supply	Phase / Frequency / Voltage			Hz / V	1~ / 50 / 220-240			
Operation range	Cooling	Ambient	Min.~Max.	°CDB	-15~50			
	Heating	Ambient	Min.~Max.	°CWB	-20~15.5			
Refrigerant	Type/Charge kg-TCO^{2}Eq/GWP				R-32/2.61/1.8/675	R-32/3.6/2.4/675		
Piping connections	Piping length	OU - IU	Max.	m	50	75		
		System	Chargeless	m	30			
	Level difference	IU - OU	Max.	m	30.0			
Current - 50Hz	Maximum fuse amps (MFA)			A	-			

*Note: blue cells contain preliminary data

EER/COP according to Eurovent 2012, for use outside EU only | Contains fluorinated greenhouse gases

ROUND FLOW

Round flow cassette

360° air discharge for optimum efficiency and comfort

Combination with split outdoor units is ideal for small retail, offices or residential applications

- The round flow cassette provides a more comfortable environment and offers greater savings in energy consumption to shop, office and restaurant owners
- Lowest installation height in the market: 204mm for class 71
- Individual flap control: flexibility to suit every room layout without changing the location of the unit!
- Modern style decoration panel is available in 3 different variations: white (RAL9010) with grey louvers, full white (RAL9010) or auto-cleaning panel
- Daily automatic filter cleaning results in higher efficiency, comfort and lower maintenance costs. 2 filters available: standard filter and finer mesh filter (for fine-dust applications, e.g. clothing shops).
- Two optional intelligent sensors improve energy efficiency and comfort.
- No optional adapter needed for DIII-connection, link your unit into the wider building management system
- Branch duct discharge allows to optimize air distribution in irregular shaped rooms or to supply air to small adjacent rooms
- Reduced energy consumption thanks to specially developed small tube heat exchanger, DC fan motor and drain pump



FCQG35-50-60F



RXS35L3



BRC1E52A-B, BRC7FA532F



- Standard drain pump with 675mm lift increases flexibility and installation speed

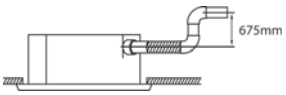

Efficiency data				FCQG + RXS	35F + 35L3	50F + 50L	60F + 60L
Cooling capacity	Min./Nom./Max.			kW	1.3/3.4/4.0	1.7/5.0/5.3	1.7/5.7/5.7
Heating capacity	Min./Nom./Max.			kW	1.3/4.20/5.2	1.7/6.00/6.0	1.7/7.0/7.0
Power input	Cooling	Min./Nom./Max.		kW	0.400/0.909/1.100	-/1.410/-	-/1.640/-
	Heating	Min./Nom./Max.		kW	0.230/1.200/1.840	-/1.620/-	-/1.990/-
Seasonal efficiency (according to EN14825)	Cooling	Energy label			A++		
		Pdesign		kW	3.50	5.00	5.70
		SEER			6.35	6.48	6.22
		Annual energy consumption		kWh	193	270	321
	Heating (Average climate)	Energy label			A++		A+
		Pdesign		kW	3.32	4.36	4.71
		SCOP			4.90	4.29	4.00
		Annual energy consumption		kWh	949	1,426	1,646
Nominal efficiency	EER				3.74	3.55	3.48
	COP				3.50	3.7	3.52
	Annual energy consumption			kWh	455	705	820
	Energy label	Cooling/Heating			A/B	A/A	A/B

Indoor unit			FCQG	35F	50F	60F
Dimensions	Unit	HeightxWidthxDepth	mm	204x840x840		
Weight	Unit		kg	18	19	
Decoration panel	Model			BYCQ140D7GFW1 - auto cleaning panel with fine mesh filter / BYCQ140D7GW1 - auto cleaning panel / BYCQ140D7W1W - full white / BYCQ140D7W1 - white with grey louvers		
	Colour			Pure White (RAL 9010)		
	Dimensions	HeightxWidthxDepth	mm	130x950x950 / 130x950x950 / 50x950x950 / 50x950x950		
	Weight		kg	10.3 / 10.3 / 5.4 . 5.4		
Air filter	Type			Resin net with mold resistance		
Fan - Air flow rate	Cooling	High/Nom./Low	m^3/min	12.5/10.6/8.7	12.6/10.7/8.7	13.6/11.2/8.7
	Heating	High/Nom./Low	m^3/min	12.5/10.6/8.7	12.6/10.7/8.7	13.6/11.2/8.7
Sound power level	Cooling		dBA	49		51
	Heating		dBA	49		51
Sound pressure level	Cooling	High/Nom./Low	dBA	31/29/27		33/31/28
	Heating	High/Nom./Low	dBA	31/29/27		33/31/28
Control systems	Infrared remote control			BRC7FA532F		
	Wired remote control			BRC1D52 / BRC1E52A/B		
Power supply	Phase / Frequency / Voltage		Hz / V	1~ / 50 / 220-240		

Outdoor unit				RXS	35L3	50L	60L
Dimensions	Unit	HeightxWidthxDepth		mm	550x765x285	735x825x300	
Weight	Unit			kg	34	47	48
Sound power level	Cooling			dBA	61	62	
	Heating			dBA	61	62	
Sound pressure level	Cooling	High/Low/Silent operation		dBA	48/-/44	48/44/-	49/46/-
	Heating	High/Low/Silent operation		dBA	48/-/45	48/45/-	49/46/-
Operation range	Cooling	Ambient	Min.~Max.	°CDB	-10~46		
	Heating	Ambient	Min.~Max.	°CWB	-15~18		
Refrigerant	Type/Charge kg-TCO^{2}Eq/GWP				R-410A/1.2/2.5/2,087.5	R-410A/1.7/3.5/2,087.5	R-410A/1.5/3.1/2,087.5
Piping connections	Liquid	OD		mm	6.35		
	Gas	OD		mm	9.5	12.70	
	Piping length	OU - IU	Max.	m	20	30	
		System	Chargeless	m	10		
	Additional refrigerant charge			kg/m	0.02 (for piping length exceeding 10m)		
	Level difference	IU - OU	Max.	m	15	20.0	
Power supply	Phase / Frequency / Voltage			Hz / V	1~ / 50 / 220-240	1~ / 50 / 220-230-240	
Current - 50Hz	Maximum fuse amps (MFA)			A	10	20	

(1) EER/COP according to Eurovent 2012, for use outside EU only (2) MFA is used to select the circuit breaker and the ground fault circuit interrupter (earth leakage circuit breaker)). For more detailed information on each combination, please refer to the electrical data drawing. (3) The BYCQ140D7W1W has white insulations. Be informed that formation of dirt on white insulation is visibly stronger and that it is consequently not advised to install the BYCQ140D7W1W decoration panel in environments exposed to concentrations of dirt. (4) BYCQ140D7W1: pure white standard panel with grey louvers; BYCQ140D7W1W: pure white standard panel with white louvers; BYCQ140D7GW1: pure white auto cleaning panel.

ROUND FLOW

Seasonal Classic

Round flow cassette

360° air discharge for optimum efficiency and comfort

Combination with Seasonal Classic ensures good value for money for all types of commercial applications

- The round flow cassette provides a more comfortable environment and offers greater savings in energy consumption to shop, office and restaurant owners
- Lowest installation height in the market: 204mm for class 71
- Individual flap control: flexibility to suit every room layout without changing the location of the unit!
- Modern style decoration panel is available in 3 different variations: white (RAL9010) with grey louvers, full white (RAL9010) or auto-cleaning panel
- Daily automatic filter cleaning results in higher efficiency, comfort and lower maintenance costs. 2 filters available: standard filter and finer mesh filter (for fine-dust applications, e.g. clothing shops).
- Two optional intelligent sensors improve energy efficiency and comfort.
- No optional adapter needed for DIII-connection, link your unit into the wider building management system
- Branch duct discharge allows to optimize air distribution in irregular shaped rooms or to supply air to small adjacent rooms
- Reduced energy consumption thanks to specially developed small tube heat exchanger, DC fan motor and drain pump
- Standard drain pump with 675mm lift increases flexibility and installation speed

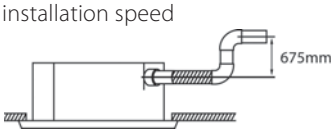

Efficiency data				FCQG + RZQSG	71F + 71L3V1	100F + 100L9V1	125F + 125L9V1	140F + 140L9V1	100F + 100L8Y1	125F + 125L8Y1	140F + 140LY1
Cooling capacity	Nom.			kW	6.8	9.5	12.0	13.4	9.5	12.0	13.4
Heating capacity	Nom.			kW	7.5	10.8	13.5	15.5	10.8	13.5	15.5
Power input	Cooling	Nom.		kW	2.12	2.88	3.74	4.45	2.88	3.74	4.45
	Heating	Nom.		kW	2.08	3.05	3.96	4.54	3.05	3.96	4.54
Seasonal efficiency (according to EN14825)	Cooling	Energy label			A++		A	-	A++	A	-
		Pdesign		kW	6.80	9.50	12.00	-	9.5	12	-
		SEER			6.10	6.50	5.30	-	6.5	5.3	-
		Annual energy consumption		kWh	390	512	793	-	512	793	-
	Heating (Average climate)	Energy label			A+			-	A+		-
		Pdesign		kW	6.33	7.60	8.03	-	7.6	8.03	-
		SCOP			4.10		4.01	-	4.1	4.01	-
		Annual energy consumption		kWh	2,162	2,596	2,804	-	2,596	2,804	-
Nominal efficiency	EER				3.21	3.30	3.21	3.01	3.30	3.21	3.01
	COP				3.61	3.54	3.41		3.54	3.41	
	Annual energy consumption			kWh	1,060	1,440	1,870	-	1,440	1,870	2,225
	Energy label	Cooling/Heating			A/A		A/B	-	A/A	A/B	-

Indoor unit				FCQG	71F	100F	125F	140F	100F	125F	140F
Dimensions	Unit	HeightxWidthxDepth		mm	204x840x840	246x840x840					
Weight	Unit			kg	21	24					
Decoration panel	Model				BYCQ140D7GFW1 - auto cleaning panel with fine mesh filter / BYCQ140D7GW1 - auto cleaning panel / BYCQ140D7W1W - full white / BYCQ140D7W1 - white with grey louvers						
	Colour				Pure White (RAL 9010)						
	Dimensions	HeightxWidthxDepth		mm	130x950x950 / 130x950x950 / 50x950x950 / 50x950x950						
	Weight			kg	10.3 / 10.3 / 5.4 / 5.4						
Air filter	Type				Resin net with mold resistance						
Fan - Air flow rate	Cooling	High/Nom./Low		m^3/min	15.0/12.1/9.1	22.8/17.6/12.4	26.0/19.2/12.4		22.8/17.6/12.4	26.0/19.2/12.4	
	Heating	High/Nom./Low		m^3/min	15.0/12.1/9.1	22.8/17.6/12.4	26.0/19.2/12.4		22.8/17.6/12.4	26.0/19.2/12.4	
Sound power level	Cooling			dBA	51	54	58		54	58	
	Heating			dBA	51	54	58		54	58	
Sound pressure level	Cooling	High/Nom./Low		dBA	33/31/28	37/33/29	41/35/29		37/33/29	41/35/29	
	Heating	High/Nom./Low		dBA	33/31/28	37/33/29	41/35/29		37/33/29	41/35/29	
Control systems	Infrared remote control				BRC7FA532F						
	Wired remote control				BRC1D52 / BRC1E52A/B						
Power supply	Phase / Frequency / Voltage			Hz / V	1~ / 50 / 220-240						

Outdoor unit				RZQSG	71L3V1	100L9V1	125L9V1	140L9V1	100L8Y1	125L8Y1	140LY1
Dimensions	Unit	HeightxWidthxDepth		mm	770x900x320	990x940x320		1,430x940x320	990x940x320		1,430x940x320
Weight	Unit			kg	67	72	74	95	82		101
Sound power level	Cooling			dBA	65	70		69		70	69
Sound pressure level	Cooling	Nom./Silent operation		dBA	49/47	53/-	54/-	53/-		54/-	53/-
	Heating	Nom.		dBA	51	57	58	54	57	58	54
	Night quiet mode	Level 1		dBA	-	49					
Operation range	Cooling	Ambient	Min.~Max.	°CDB	-15~46						
	Heating	Ambient	Min.~Max.	°CWB	-15~15.5						
Refrigerant	Type/Charge kg-TCO^{2}Eq/GWP				R-410A/2.75/5.7/2,087.5	R-410A/2.9/6.1/2,087.5		R-410A/4.0/8.4/2,087.5	R-410A/2.9/6.1/2,087.5		R-410A/4.0/8.4/2,087.5
Piping connections	Liquid	OD		mm	9.52						
	Gas	OD		mm	15.9						
	Piping length	OU - IU	Max.	m	50						
		System	Equivalent	m	70						
			Chargeless	m	30						
	Additional refrigerant charge			kg/m	See installation manual						
	Level difference	IU - OU	Max.	m	15	30.0					
Power supply	Phase / Frequency / Voltage			Hz / V	1~ / 50 / 220-240				3N~ / 50 / 380-415		
Current - 50Hz	Maximum fuse amps (MFA)			A	20	32			16		20

(1) EER/COP according to Eurovent 2012, for use outside EU only (2) MFA is used to select the circuit breaker and the ground fault circuit interrupter (earth leakage circuit breaker). For more detailed information on each combination, please refer to the electrical data drawing. (3) The BYCQ140D7W1W has white insulations. Be informed that formation of dirt on white insulation is visibly stronger and that it is consequently not advised to install the BYCQ140D7W1W decoration panel in environments exposed to concentrations of dirt. (4) BYCQ140D7W1: pure white standard panel with grey louvers; BYCQ140D7W1W: pure white standard panel with white louvers; BYCQ140D7GW1: pure white auto cleaning panel.

Round flow cassette

360° air discharge for optimum efficiency and comfort

Combination with Seasonal Smart ensures best in class quality, highest efficiency and performance



FCQG100-125-140F



RZQG100-125-140L9V1/L(8)Y1



BRC1E52A-B, BRC7FA532F

Efficiency data				FCQG + RZQG	71F + 71L9V1	100F + 100L9V1	125F + 125L9V1	140F + 140L9V1	71F + 71L8Y1	100F + 100L8Y1	125F + 125L8Y1	140F + 140LY1
Cooling capacity	Nom.			kW	6.8	9.5	12.0	13.4	6.8	9.5	12.0	13.4
Heating capacity	Nom.			kW	7.5	10.8	13.5	15.5	7.5	10.8	13.5	15.5
Power input	Cooling	Nom.		kW	2.01	2.45	3.22	-	2.01	2.45	3.22	4.17
	Heating	Nom.		kW	1.89	2.60	3.72	-	1.89	2.60	3.72	4.30
Seasonal efficiency (according to EN14825)	Cooling	Energy label			A++		A+	-	A++		A+	-
		Pdesign		kW	6.80	9.50	12.00	-	6.8	9.5	12	-
		SEER			6.80		6.00	-	6.8		6	-
		Annual energy consumption		kWh	350	489	700	-	350	489	700	-
	Heating (Average climate)	Energy label			A+	A++	A+	-	A+	A++	A+	-
		Pdesign		kW	6.33	11.30	12.66	-	6.33	11.3	12.66	-
		SCOP			4.20	4.61	4.10	-	4.2	4.61	4.1	-
		Annual energy consumption		kWh	2,110	3,432	4,323	-	2,110	3,432	4,323	-
Nominal efficiency	EER				3.39	3.87	3.73	3.21	3.39	3.87	3.73	3.21
	COP				3.97	4.15	3.63	3.61	3.97	4.15	3.63	3.61
	Annual energy consumption			kWh	1,005	1,225	1,610	-	1,005	1,225	1,610	-
	Energy label	Cooling/Heating			A/A			-	A/A			-

Indoor unit				FCQG	71F	100F	125F	140F	71F	100F	125F	140F
Dimensions	Unit	HeightxWidthxDepth		mm	204x840x840	246x840x840			204x840x840	246x840x840		
Weight	Unit			kg	21	24			21	24		
Decoration panel	Model				BYCQ140D7GFW1 - auto cleaning panel with fine mesh filter / BYCQ140D7GW1 - auto cleaning panel / BYCQ140D7W1W - full white / BYCQ140D7W1 - white with grey louvers							
	Colour				Pure White (RAL 9010)							
	Dimensions	HeightxWidthxDepth		mm	130x950x950 / 130x950x950 / 50x950x950							
	Weight			kg	10.3 / 10.3 / 5.4 / 5.4							
Air filter	Type				Resin net with mold resistance							
Fan - Air flow rate	Cooling	High/Nom./Low		m^3/min	15.0/12.1/9.1	22.8/17.6/12.4	26.0/19.2/12.4		15.0/12.1/9.1	22.8/17.6/12.4	26.0/19.2/12.4	
	Heating	High/Nom./Low		m^3/min	15.0/12.1/9.1	22.8/17.6/12.4	26.0/19.2/12.4		15.0/12.1/9.1	22.8/17.6/12.4	26.0/19.2/12.4	
Sound power level	Cooling			dBA	51	54	58		51	54	58	
	Heating			dBA	51	54	58		51	54	58	
Sound pressure level	Cooling	High/Nom./Low		dBA	33/31/28	37/33/29	41/35/29		33/31/28	37/33/29	41/35/29	
	Heating	High/Nom./Low		dBA	33/31/28	37/33/29	41/35/29		33/31/28	37/33/29	41/35/29	
Control systems	Infrared remote control				BRC7FA532F							
	Wired remote control				BRC1D52 / BRC1E52A/B							
Power supply	Phase / Frequency / Voltage			Hz / V	1~ / 50 / 220-240							

Outdoor unit				RZQG	71L9V1	100L9V1	125L9V1	140L9V1	71L8Y1	100L8Y1	125L8Y1	140LY1
Dimensions	Unit	HeightxWidthxDepth		mm	990x940x320	1,430x940x320			990x940x320	1,430x940x320		
Weight	Unit			kg	69	95			80	101		
Sound power level	Cooling			dBA	64	66	67	69	64	66	67	69
Sound pressure level	Cooling	Nom.		dBA	48	50	51	52	48	50	51	52
	Heating	Nom.		dBA	50	52	53		50	52	53	
	Night quiet mode	Level 1		dBA	43	45			43	45		
Operation range	Cooling	Ambient	Min.~Max.	°CDB	-15~50							
	Heating	Ambient	Min.~Max.	°CWB	-20~15.5							
Refrigerant	Type/Charge kg-TCO^{2}Eq/GWP				R-410A/2.9/6.1/2,087.5	R-410A/4.0/8.4/2,087.5			R-410A/2.9/6.1/2,087.5	R-410A/4.0/8.4/2,087.5		
Piping connections	Liquid	OD		mm	9.52							
	Gas	OD		mm	15.9							
	Piping length	OU - IU	Max.	m	50	75			50	75		
		System	Equivalent	m	70	90			70	90		
			Chargeless	m	30							
	Additional refrigerant charge			kg/m	See installation manual							
	Level difference	IU - OU	Max.	m	30.0							
Power supply	Phase / Frequency / Voltage			Hz / V	1~ / 50 / 220-240				3N~ / 50 / 380-415			
Current - 50Hz	Maximum fuse amps (MFA)			A	20	32			20	32		

(1) EER/COP according to Eurovent 2012, for use outside EU only (2) MFA is used to select the circuit breaker and the ground fault circuit interrupter (earth leakage circuit breaker). For more detailed information on each combination, please refer to the electrical data drawing. (3) The BYCQ140D7W1W has white insulations. Be informed that formation of dirt on white insulation is visibly stronger and that it is consequently not advised to install the BYCQ140D7W1W decoration panel in environments exposed to concentrations of dirt.

ROUND FLOW

Seasonal Classic

High COP, round flow cassette

360° air discharge for optimum efficiency and comfort

Combination with Seasonal Classic ensures good value for money for all types of commercial applications

- High COP cassette ensures top performance, great savings in energy consumption and a comfortable environment for commercial applications
- Lowest installation height in the market: 204mm for class 71
- Individual flap control: flexibility to suit every room layout without changing the location of the unit!
- Modern style decoration panel is available in 3 different variations: white (RAL9010) with grey louvers, full white (RAL9010) or auto-cleaning panel
- Daily automatic filter cleaning results in higher efficiency, comfort and lower maintenance costs. 2 filters available: standard filter and finer mesh filter (for fine-dust applications, e.g. clothing shops).
- Two optional intelligent sensors improve energy efficiency and comfort.
- No optional adapter needed for DIII-connection, link your unit into the wider building management system
- Branch duct discharge allows to optimize air distribution in irregular shaped rooms or to supply air to small adjacent rooms
- Reduced energy consumption thanks to specially developed small tube heat exchanger, DC fan motor and drain pump
- Standard drain pump with 675mm lift increases flexibility and installation speed

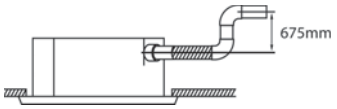

Efficiency data				FCQHG + RZQSG	71F + 71L3V1	100F + 100L9V1	125F + 125L9V1	140F + 140L9V1	100F + 100L8Y1	125F + 125L8Y1	140F + 140LY1
Cooling capacity	Nom.			kW	6.8	9.5	12.0	13.4	9.5	12.0	13.4
Heating capacity	Nom.			kW	7.5	10.8	13.5	15.5	10.8	13.5	15.5
Power input	Cooling	Nom.		kW	1.94	2.57	3.71	4.17	2.57	3.71	4.17
	Heating	Nom.		kW	1.83	2.51	3.60	4.29	2.51	3.60	4.29
Seasonal efficiency (according to EN14825)	Cooling	Energy label			A++		A	-	A++	A	-
		Pdesign		kW	6.80	9.50	12.00	-	9.5	12	-
		SEER			6.50	6.70	5.40	-	6.7	5.4	-
		Annual energy consumption		kWh	366	497	778	-	497	778	-
	Heating (Average climate)	Energy label			A+			-	A+		-
		Pdesign		kW	7.60	8.03		-	8.03		-
		SCOP			4.15	4.30	4.10	-	4.3	4.1	-
		Annual energy consumption		kWh	2,563	2,615	2,742	-	2,615	2,742	-
Nominal efficiency	EER				3.50	3.70	3.23	3.21	3.70	3.23	3.21
	COP				4.10	4.30	3.75	3.61	4.30	3.75	3.61
	Annual energy consumption			kWh	970	1,285	1,855	-	1,285	1,855	-
	Energy label	Cooling/Heating			A/A			-	A/A		-

Indoor unit				FCQHG	71F	100F	125F	140F	100F	125F	140F
Dimensions	Unit	HeightxWidthxDepth		mm	288x840x840						
Weight	Unit			kg	25	26					
Decoration panel	Model				BYCQ140D7GFW1 - auto cleaning panel with fine mesh filter / BYCQ140D7GW1 - auto cleaning panel / BYCQ140D7W1W - full white / BYCQ140D7W1 - white with grey louvers						
	Colour				Pure White (RAL 9010)						
	Dimensions	HeightxWidthxDepth		mm	130x950x950 / 130x950x950 / 50x950x950 / 50x950x950						
	Weight			kg	10.3 / 10.3 / 5.4 / 5.4						
Air filter	Type				Resin net with mold resistance						
Fan - Air flow rate	Cooling	High/Nom./Low		m^3/min	21.2/16.7/12.2	32.3/25.7/19.0	33.5/26.7/19.9	33.5/27.3/21.1	32.3/25.7/19.0	33.5/26.7/19.9	33.5/27.3/21.1
	Heating	High/Nom./Low		m^3/min	21.2/16.7/12.2	32.3/25.7/19.0	33.5/26.7/19.9	33.5/27.3/21.1	32.3/25.7/19.0	33.5/26.7/19.9	33.5/27.3/21.1
Sound power level	Cooling			dBA	53	61					
	Heating			dBA	53	61					
Sound pressure level	Cooling	High/Nom./Low		dBA	36/33/29	44/39/33	45/40/35	45/41/37	44/39/33	45/40/35	45/41/37
	Heating	High/Nom./Low		dBA	36/33/29	44/39/33	45/40/35	45/41/37	44/39/33	45/40/35	45/41/37
Control systems	Infrared remote control				BRC7FA532F						
	Wired remote control				BRC1D52 / BRC1E52A/B						
Power supply	Phase / Frequency / Voltage			Hz / V	1~ / 50 / 220-240						

Outdoor unit				RZQSG	71L3V1	100L9V1	125L9V1	140L9V1	100L8Y1	125L8Y1	140LY1
Dimensions	Unit	HeightxWidthxDepth		mm	770x900x320	990x940x320		1,430x940x320	990x940x320		1,430x940x320
Weight	Unit			kg	67	72	74	95	82		101
Sound power level	Cooling			dBA	65	70		69		70	69
Sound pressure level	Cooling	Nom./Silent operation		dBA	49/47	53/-	54/-	53/-		54/-	53/-
	Heating	Nom.		dBA	51	57	58	54	57	58	54
	Night quiet mode	Level 1		dBA	-	49					
Operation range	Cooling	Ambient	Min.~Max.	°CDB	-15~46						
	Heating	Ambient	Min.~Max.	°CWB	-15~15.5						
Refrigerant	Type/Charge kg-TCO^{2}Eq/GWP				R-410A/2.75/5.7/2,087.5	R-410A/2.9/6.1/2,087.5		R-410A/4.0/8.4/2,087.5	R-410A/2.9/6.1/2,087.5		R-410A/4.0/8.4/2,087.5
Piping connections	Liquid	OD		mm	9.52						
	Gas	OD		mm	15.9						
	Piping length	OU - IU	Max.	m	50						
		System	Equivalent	m	70						
			Chargeless	m	30						
	Additional refrigerant charge			kg/m	See installation manual						
	Level difference	IU - OU	Max.	m	15	30.0					
Power supply	Phase / Frequency / Voltage			Hz / V	1~ / 50 / 220-240				3N~ / 50 / 380-415		
Current - 50Hz	Maximum fuse amps (MFA)			A	20	32			16		20

(1) EER/COP according to Eurovent 2012, for use outside EU only (2) MFA is used to select the circuit breaker and the ground fault circuit interrupter (earth leakage circuit breaker). For more detailed information on each combination, please refer to the electrical data drawing. (3) The BYCQ140D7W1W has white insulations. Be informed that formation of dirt on white insulation is visibly stronger and that it is consequently not advised to install the BYCQ140D7W1W decoration panel in environments exposed to concentrations of dirt. (4) BYCQ140D7W1: pure white standard panel with grey louvers; BYCQ140D7W1W: pure white standard panel with white louvers; BYCQ140D7GW1: pure white auto cleaning panel.

ROUND FLOW

Seasonal Smart

High COP, round flow cassette

360° air discharge for optimum efficiency and comfort

Combination with Seasonal Classic ensures good value for money for all types of commercial applications



FCQHG71-100-125-140F



RZQG100-125-140L9V1/L(8)Y1



BRC1E52A-B, BRC7FA532F

Efficiency data				FCQHG + RZQG	71F + 71L9V1	100F + 100L9V1	125F + 125L9V1	140F + 140L9V1	71F + 71L8Y1	100F + 100L8Y1	125F + 125L8Y1	140F + 140LY1
Cooling capacity	Nom.			kW	6.8	9.5	12.0	13.4	6.8	9.5	12.0	13.4
Heating capacity	Nom.			kW	7.5	10.8	13.5	15.5	7.5	10.8	13.5	15.5
Power input	Cooling	Nom.		kW	1.66	2.15	3.00	4.00	1.66	2.15	3.00	4.00
	Heating	Nom.		kW	1.56	2.16	3.07	3.77	1.56	2.16	3.07	3.77
Seasonal efficiency (according to EN14825)	Cooling	Energy label			A++			-	A++			-
		Pdesign		kW	6.80	9.50	12.00	-	6.8	9.5	12	-
		SEER			7.00		6.61	-	7		6.61	-
		Annual energy consumption		kWh	340	475	636	-	340	475	636	-
	Heating (Average climate)	Energy label			A+	A++		-	A+	A++		-
		Pdesign		kW	7.60	11.30	12.66	-	7.6	11.3	12.66	-
		SCOP			4.54	4.80	4.63	-	4.54	4.8	4.63	-
		Annual energy consumption		kWh	2,344	3,296	3,829	-	2,344	3,296	3,829	-
Nominal efficiency	EER				4.09	4.42	4.00	3.35	4.09	4.42	4.00	3.35
	COP				4.80	4.99	4.40	4.12	4.80	4.99	4.40	4.12
	Annual energy consumption			kWh	830	1,075	1,500	-	830	1,075	1,500	-
	Energy label	Cooling/Heating			A/A			-	A/A			-

Indoor unit				FCQHG	71F	100F	125F	140F	71F	100F	125F	140F
Dimensions	Unit	HeightxWidthxDepth		mm	288x840x840							
Weight	Unit			kg	25	26			25	26		
Decoration panel	Model				BYCQ140D7GFW1 - auto cleaning panel with fine mesh filter / BYCQ140D7GW1 - auto cleaning panel / BYCQ140D7W1W - full white / BYCQ140D7W1 - white with grey louvers							
	Colour				Pure White (RAL 9010)							
	Dimensions	HeightxWidthxDepth		mm	130x950x950 / 130x950x950 / 50x950x950 / 50x950x950							
	Weight			kg	10.3 / 10.3 / 5.4 / 5.4							
Air filter	Type				Resin net with mold resistance							
Fan - Air flow rate	Cooling	High/Nom./Low		m^3/min	21.2/16.7/12.2	32.3/25.7/19.0	33.5/26.7/19.9	33.5/27.3/21.1	21.2/16.7/12.2	32.3/25.7/19.0	33.5/26.7/19.9	33.5/27.3/21.1
	Heating	High/Nom./Low		m^3/min	21.2/16.7/12.2	32.3/25.7/19.0	33.5/26.7/19.9	33.5/27.3/21.1	21.2/16.7/12.2	32.3/25.7/19.0	33.5/26.7/19.9	33.5/27.3/21.1
Sound power level	Cooling			dBA	53	61			53	61		
	Heating			dBA	53	61			53	61		
Sound pressure level	Cooling	High/Nom./Low		dBA	36/33/29	44/39/33	45/40/35	45/41/37	36/33/29	44/39/33	45/40/35	45/41/37
	Heating	High/Nom./Low		dBA	36/33/29	44/39/33	45/40/35	45/41/37	36/33/29	44/39/33	45/40/35	45/41/37
Control systems	Infrared remote control				BRC7FA532F							
	Wired remote control				BRC1D52 / BRC1E52A/B							
Power supply	Phase / Frequency / Voltage			Hz / V	1~ / 50 / 220-240							

Outdoor unit				RZQG	71L9V1	100L9V1	125L9V1	140L9V1	71L8Y1	100L8Y1	125L8Y1	140LY1
Dimensions	Unit	HeightxWidthxDepth		mm	990x940x320	1,430x940x320			990x940x320	1,430x940x320		
Weight	Unit			kg	69	95			80	101		
Sound power level	Cooling			dBA	64	66	67	69	64	66	67	69
Sound pressure level	Cooling	Nom.		dBA	48	50	51	52	48	50	51	52
	Heating	Nom.		dBA	50	52	53		50	52	53	
	Night quiet mode	Level 1		dBA	43	45			43	45		
Operation range	Cooling	Ambient	Min.~Max.	°CDB	-15~50							
	Heating	Ambient	Min.~Max.	°CWB	-20~15.5							
Refrigerant	Type/Charge kg-TCO^{2}Eq/GWP				R-410A/2.9/6.1/2,087.5	R-410A/4.0/8.4/2,087.5			R-410A/2.9/6.1/2,087.5	R-410A/4.0/8.4/2,087.5		
Piping connections	Liquid	OD		mm	9.52							
	Gas	OD		mm	15.9							
	Piping length	OU - IU	Max.	m	50	75			50	75		
		System	Equivalent	m	70	90			70	90		
			Chargeless	m	30							
	Additional refrigerant charge			kg/m	See installation manual							
	Level difference	IU - OU	Max.	m	30.0							
Power supply	Phase / Frequency / Voltage			Hz / V	1~ / 50 / 220-240				3N~ / 50 / 380-415			
Current - 50Hz	Maximum fuse amps (MFA)			A	25	40			20	32		

(1) EER/COP according to Eurovent 2012, for use outside EU only (2) MFA is used to select the circuit breaker and the ground fault circuit interrupter (earth leakage circuit breaker). For more detailed information on each combination, please refer to the electrical data drawing. (3) The BYCQ140D7W1W has white insulations. Be informed that formation of dirt on white insulation is visibly stronger and that it is consequently not advised to install the BYCQ140D7W1W decoration panel in environments exposed to concentrations of dirt.

ARGUE CARDS

FFQ-C / FXZQ-A

universal design award 2014

GERMAN DESIGN AWARD SPECIAL 2016



Fully Flat Cassette

Design & Genius in one

Why choose fully flat cassette

- Unique design in the market that integrates fully flat into the ceiling
- Advanced technology and top efficiency combined
- Most quiet cassette available on the market

YouTube

www.youtube.com/DaikinEurope

Marketing tools

› Visit the website: www.daikineurope.com/fullyflat

Benefits for the installer

› Unique product in the market!
› Most quiet unit (25dBA)
› The user-friendly remote control, available in several languages, enables the easy set-up of sensor option and control of the individual flap position
› Meeting European design taste.

Benefits for the consultant

› Unique product in the market!
› Blends seamlessly in any modern office interior design
› Ideal product to improve BREEAM score/EPBD in combination with Sky Air Seasonal Smart (FFQ-C) or VRV IV heat pump units (FXZQ-A).

Benefits for the end user

› Engineering excellence and unique design in one
› Most quiet unit (25dBA)
› Perfect working conditions: no more cold draughts
› Save up to 27% on your energy bill thanks to the optional sensors
› Flexible usage of space and suits any room configuration thanks to individual flap control
› User-friendly remote control, available in several languages.

Unique design

› Designed by a European design office to fully meet the European taste.
› Fully flat into the ceiling, leaving only 8mm.
› Fully integrated in the one ceiling tile, enabling lights, speakers and sprinklers to be installed in adjoining ceiling tiles.
› Decoration panel available in 2 colours (white and white-silver).





Differentiating in technology

Optional presence sensor

› When the room is empty, it can adjust the set temperature or switch off the unit – saving energy.
› When people are detected, the direction of the airflow is adapted to avoid cold draughts being directed towards occupants.



Optional floor sensor

› Detects the temperature difference and re-directs the airflow to ensure even temperature distribution.

Top efficiency

› Seasonal labels up to A++*
› When the room is empty, the sensor option can adjust the set temperature or switch off the unit – saving up to 27% energy.
› Individual flap control: easily control one or more flaps via the wired remote controller (BRC1E52) when rearranging the room. When fully closing or blocking the flaps, the option "Sealing member of air discharge outlet" is needed.

* for FFQ25,35C in combination with RXS25,35L3





Most quiet unit in the market

› Most silent cassette in the market (25dBA), important for office applications.

Fully flat cassette

Unique design in the market that integrates fully flat into the ceiling

Combination with split outdoor units is ideal for small retail, offices or residential applications

- Fully flat integration in standard architectural ceiling tiles, leaving only 8mm
- Remarkable blend of iconic design and engineering excellence with an elegant finish in white or a combination of silver and white
- Individual flap control: flexibility to suit every room layout without changing the location of the unit!
- Two optional intelligent sensors improve energy efficiency and comfort.



- No optional adapter needed for DIII-connection, link your unit into the wider building management system.
- Branch duct discharge allows to optimize air distribution in irregular shaped rooms or to supply air to small adjacent rooms

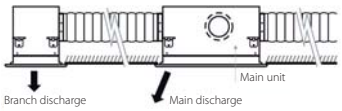

- Reduced energy consumption thanks to specially developed small tube heat exchanger, DC fan motor and drain pump
- Standard drain pump with 675mm lift increases flexibility and installation speed



- Fresh air intake integrated in the same system thus reducing installation cost as no additional ventilation is required



* Brings in up to 10% of fresh air into the room



* Allows larger quantities of fresh air to be bought in

Efficiency data				FFQ + RXS	25C + 25L3	35C + 35L3	50C + 50L	60C + 60L
Cooling capacity	Min./Nom./Max.			kW	1.4/2.50/4.0	1.4/3.4/4.0	1.7/5.0/5.3	1.7/5.7/6.5
Heating capacity	Min./Nom./Max.			kW	1.3/3.20/5.1	1.3/4.20/5.1	1.7/5.8/6.0	1.7/7.0/8.0
Power input	Cooling	Min./Nom./Max.		kW	0.360/0.551/1.470	0.360/0.899/1.470	-/1.560/-	-/1.890/-
	Heating	Min./Nom./Max.		kW	0.300/0.820/1.650	0.300/1.200/1.650	-/1.660/-	-/2.050/-
Seasonal efficiency (according to EN14825)	Cooling	Energy label			A++		A+	
		Pdesign		kW	2.50	3.40	5.00	5.70
		SEER			6.11	6.32	5.93	5.71
		Annual energy consumption		kWh	143	188	295	349
	Heating (Average climate)	Energy label			A+		A	A+
		Pdesign		kW	2.31	3.10	3.84	3.96
		SCOP			4.24	4.10	3.90	4.04
		Annual energy consumption		kWh	763	1,059	1,378	1,373
Nominal efficiency	EER				4.53	3.78	3.21	3.02
	COP				3.90	3.50	3.49	3.41
	Annual energy consumption			kWh	276	450	780	945
	Energy label	Cooling/Heating			A/A		A/B	B/B

Indoor unit				FFQ	25C	35C	50C	60C
Dimensions	Unit	HeightxWidthxDepth		mm	260x575x575			
Weight	Unit			kg	16		17.5	
Decoration panel	Model				BYFQ60CW (white panel) / BYFQ60CS (grey panel) / BYFQ60B3W1 (standard panel)			
	Colour				White (N9.5) / White (N9.5) + Silver / White (RAL9010)			
	Dimensions	HeightxWidthxDepth		mm	46x620x620 / 46x620x620 / 55x700x700			
	Weight			kg	2.8 / 2.8 / 2.7			
Air filter	Type				Resin net with mold resistance			
Fan - Air flow rate	Cooling	High/Nom./Low		m^3/min	9/8/6.5	10/8.5/6.5	12/10/7.5	14.5/12.5/9.5
	Heating	High/Nom./Low		m^3/min	9/8/6.5	10/8.5/6.5	12/10/7.5	14.5/12.5/9.5
Sound power level	Cooling			dBA	48	51	56	60
Sound pressure level	Cooling	High/Nom./Low		dBA	31/28.5/25	34/30.5/25	39/34/27	43/40/32
	Heating	High/Nom./Low		dBA	31/28.5/25	34/30.5/25	39/34/27	43/40/32
Control systems	Infrared remote control				BRC7F530W (white panel) / BRC7F530S (grey panel) / BRC7EB530 (standard panel)			
	Wired remote control				BRC1D52 / BRC1E52A/B			
Power supply	Phase / Frequency / Voltage			Hz / V	1~ / 50 / 220-240			

Outdoor unit				RXS	25L3	35L3	50L	60L
Dimensions	Unit	HeightxWidthxDepth		mm	550x765x285		735x825x300	
Weight	Unit			kg	34		47	48
Sound power level	Cooling			dBA	59	61	62	
	Heating			dBA	59	61	62	
Sound pressure level	Cooling	High/Low/Silent operation		dBA	46/-/43	48/-/44	48/44/-	49/46/-
	Heating	High/Low/Silent operation		dBA	47/-/44	48/-/45	48/45/-	49/46/-
Operation range	Cooling	Ambient	Min.~Max.	°CDB	-10~46			
	Heating	Ambient	Min.~Max.	°CWB	-15~18			
Refrigerant	Type/Charge kg-TCO^{2}Eq/GWP				R-410A/1.0/2.1/2,087.5	R-410A/1.2/2.5/2,087.5	R-410A/1.7/3.5/2,087.5	R-410A/1.5/3.1/2,087.5
Piping connections	Liquid	OD		mm	6.35			
	Gas	OD		mm	9.5		12.7	
	Piping length	OU - IU	Max.	m	20		30	
		System	Chargeless	m	10			
	Additional refrigerant charge			kg/m	0.02 (for piping length exceeding 10m)			
	Level difference	IU - OU	Max.	m	15		20.0	
Power supply	Phase / Frequency / Voltage			Hz / V	1~ / 50 / 220-240		1~ / 50 / 220-230-240	
Current - 50Hz	Maximum fuse amps (MFA)			A	16		20	

(1) EER/COP according to Eurovent 2012, for use outside EU only (2) MFA is used to select the circuit breaker and the ground fault circuit interrupter (earth leakage circuit breaker). For more detailed information on each combination, please refer to the electrical data drawing.

Siesta

4-way blow ceiling mounted cassette

Solution addressing the primary needs of small shops

- Ideal solution for busy retail and business environments and small shops
- Improved energy efficiency: up to A+ energy labels
- Robust design and body quality
- Easy installation and maintenance thanks to improved body structure
- Exclusively offered for pair applications
- Air can be discharged in any of 4 directions
- Air filter removes airborne dust particles to ensure a steady supply of clean air
- Control several indoor units at the same time via the Siesta Sky Air group control (optional)
- Standard drain pump
- Fresh air intake integrated in the same system thus reducing installation cost as no additional ventilation is required



ACQ100-140D



AZQS100-140B(8)V1/BY1



ARCWLA

Efficiency data				ACQ + AZQS	71D + 71BV1	100D + 100B8V1	125D + 125B8V1	140D + 140B8V1	100D + 100BY1	125D + 125BY1	140D + 140BY1
Cooling capacity	Nom.			kW	6.8	9.5	12.1	13.0	9.5	12.1	13.0
Heating capacity	Nom.			kW	7.50	10.80	13.5	15.5	10.8	13.5	15.5
Power input	Cooling	Nom.		kW	2.05	2.96	3.90	4.05	2.96	3.90	4.05
	Heating	Nom.		kW	2.08	2.99	3.74	4.29	2.99	3.74	4.29
Seasonal efficiency (according to EN14825)	Cooling	Energy label			A+	A	-		A	-	
		Pdesign		kW	6.80	9.50	-		9.50	-	
		SEER			5.70	5.50	-		5.50	-	
		Annual energy consumption		kWh	418	605	-		605	-	
	Heating (Average climate)	Energy label			A		-		A	-	
		Pdesign		kW	6.33	7.60	-		7.60	-	
		SCOP			4.00	3.85	-		3.85	-	
		Annual energy consumption		kWh	2,216	2,764	-		2,764	-	
Nominal efficiency	EER				3.31	3.21	3.10	3.21		3.10	3.21
	COP				3.61						
	Annual energy consumption			kWh	1,025	1,480	1,952	2,025	1,480	1,952	2,025
	Energy label	Cooling/Heating			A/A		B/A	-	A/A	B/A	-

Indoor unit				ACQ	71D	100D	125D	140D	100D	125D	140D
Dimensions	Unit	HeightxWidthxDepth		mm	265x820x820	300x820x820					
Weight	Unit			kg	31	39					
Decoration panel	Colour				White						
	Dimensions	HeightxWidthxDepth		mm	82x990x990						
	Weight			kg	4						
Air filter	Type				Removable / washable						
Fan - Air flow rate	Cooling	High/Nom./Low/Silent operation		m^3/min	24.4/20.5/17.6/15.0	29.2/24.4/21.0/17.6	34.0/29.2/26.3/22.1		29.2/24.4/21.0/17.6	34.0/29.2/26.3/22.1	
	Heating	High/Nom./Low/Silent operation		m^3/min	24.4/20.5/17.6/15.0	29.2/24.4/21.0/17.6	34.0/29.2/26.3/22.1		29.2/24.4/21.0/17.6	34.0/29.2/26.3/22.1	
Sound power level	Cooling			dBA	54	56	60		56	60	
	Heating			dBA	54	56	60		56	60	
Sound pressure level	Cooling	High/Nom./Low/Silent operation		dBA	41/38/35/32	44/41/38/36	47/44/43/41		44/41/38/36	47/44/43/41	
	Heating	High/Nom./Low/Silent operation		dBA	41/38/35/32	44/41/38/36	47/44/43/41		44/41/38/36	47/44/43/41	
Control systems	Infrared remote control				ARCWLA						
Power supply	Phase / Frequency / Voltage			Hz / V	1~ / 50 / 220-240						

Outdoor unit				AZQS	71BV1	100B8V1	125B8V1	140B8V1	100BY1	125BY1	140BY1
Dimensions	Unit	HeightxWidthxDepth		mm	770x900x320	990x940x320		1,430x940x320	990x940x320		1,430x940x320
Weight	Unit			kg	67	72.8	74.3	94.9	82		101
Sound power level	Cooling			dBA	64	70	71	70		71	70
Sound pressure level	Cooling	Nom.		dBA	48	53	54	53		54	53
	Heating	Nom.		dBA	50	57	58	54	57	58	54
	Night quiet mode	Level 1		dBA	43	49					
Operation range	Cooling	Ambient	Min.~Max.	°CDB	-5~46						
	Heating	Ambient	Min.~Max.	°CWB	-15~15.5						
Refrigerant	Type/Charge kg-TCO^{2}Eq/GWP				R-410A/2.75/5.7/2,087.5	R-410A/2.9/6.1/2,087.5		R-410A/4.0/8.4/2,087.5	R-410A/2.9/6.1/2,087.5		R-410A/4.0/8.4/2,087.5
Piping connections	Liquid	OD		mm	9.52						
	Gas	OD		mm	15.9						
	Piping length	OU - IU	Max.	m	50						
		System	Equivalent	m	70						
			Chargeless	m	30						
	Additional refrigerant charge			kg/m	See installation manual						
	Level difference	IU - OU	Max.	m	30.0						
Power supply	Phase / Frequency / Voltage			Hz / V	1~ / 50 / 220-240				3N~ / 50 / 380-415		
Current - 50Hz	Maximum fuse amps (MFA)			A	20	32			16		20

(1) EER/COP according to Eurovent 2012, for use outside EU only (2) MFA is used to select the circuit breaker and the ground fault circuit interrupter (earth leakage circuit breaker). For more detailed information on each combination, please refer to the electrical data drawing.

Small concealed ceiling unit

Designed for hotel applications

- Compact unit (230mm high & 652mm deep), can easily be mounted in narrow ceiling voids
- Discretely concealed in the ceiling: only the suction and discharge grilles are visible
- Whisper quiet operation: down to 28dBA sound pressure level
- Flexible installation, as the air suction direction can be altered from rear to bottom suction

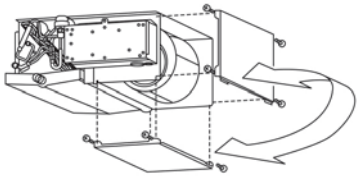

- For easy mounting, the drain pan can be located to the left or right of the unit



FDBQ-B



BRC1E52A/B

Indoor unit				FDBQ	25B
Dimensions	Unit	HeightxWidthxDepth		mm	230x652x502
Weight	Unit			kg	17.0
Air filter	Type				Resin net with mold resistance
Fan - Air flow rate	Cooling	High/Low		m^3/min	6.50/5.20
	Heating	High/Low		m^3/min	6.95/5.20
Sound power level	Cooling			dBA	55
	Heating			dBA	55
Sound pressure level	Cooling	High/Low		dBA	35.0/28.0
	Heating	High/Low		dBA	35.0/29.0
Control systems	Wired remote control				BRC1D52 / BRC1E52A/B
Power supply	Phase / Frequency / Voltage			Hz / V	1~ / 50 / 230

Outdoor unit					5MXS90E
Dimensions	Unit	HeightxWidthxDepth		mm	only available in multi model application
Weight	Unit			kg	
Sound power level	Cooling			dBA	
Sound pressure level	Cooling	Nom.		dBA	
	Heating	Nom.		dBA	
Operation range	Cooling	Ambient	Min.~Max.	°CDB	
	Heating	Ambient	Min.~Max.	°CWB	
Refrigerant	Type/Charge kg-TCO^{2}Eq/GWP				
Piping connections	Liquid	OD		mm	
	Gas	OD		mm	
	Piping length	OU - IU	Max.	m	
	Additional refrigerant charge			kg/m	
	Level difference	IU - OU	Max.	m	
		IU - IU	Max.	m	
Power supply	Phase / Frequency / Voltage			Hz / V	
Current - 50Hz	Maximum fuse amps (MFA)			A	

(1) MFA is used to select the circuit breaker and the ground fault circuit interrupter (earth leakage circuit breaker). For more detailed information on each combination, please refer to the electrical data drawing.

Concealed ceiling unit

Compact concealed ceiling unit, with a height of only 200mm

› Compact dimensions, can easily be mounted in a ceiling void of only 240mm



› Medium external static pressure up to 40Pa facilitates unit use with flexible ducts of varying lengths
› Discretely concealed in the ceiling: only the suction and discharge grilles are visible
› Low energy consumption thanks to DC fan motor
› Optimised heating solution for your home



FDXS25-35F



RXS25-35L3



BRC1E52A-B, BRC4C65

Efficiency data			FDXS + RXS	25F + 25L3	35F + 35L3	50F9 + 50L	60F + 60L
Cooling capacity	Min./Nom./Max.		kW	1.3/2.4/3.0	1.4/3.4/3.8	1.7/5.0/5.3	1.7/6.0/6.5
Heating capacity	Min./Nom./Max.		kW	1.3/3.2/4.5	1.4/4.0/5.0	1.7/5.8/6.0	1.7/7.0/8.0
Power input	Cooling	Nom.	kW	0.641	1.148	1.650	2.060
	Heating	Nom.	kW	0.800	1.150	1.870	2.180
Seasonal efficiency (according to EN14825)	Cooling	Energy label		A+	A	A+	A
		Pdesign	kW	2.40	3.40	5.00	6.00
		SEER		5.63	5.21	5.72	5.51
		Annual energy consumption	kWh	149	228	306	381
	Heating (Average climate)	Energy label		A+	A		
		Pdesign	kW	2.60	2.90	4.00	4.60
		SCOP		4.24	3.88	3.93	3.80
		Annual energy consumption	kWh	858	1,047	1,425	1,693
Nominal efficiency	EER			3.74	2.96	3.03	2.91
	COP			4.00	3.48	3.10	3.21
	Annual energy consumption		kWh	321	574	825	1,030
	Energy label	Cooling/Heating		A/A	B/A	B/D	C/C

Indoor unit			FDXS	25F	35F	50F9	60F
Dimensions	Unit	HeightxWidthxDepth	mm	200x750x620		200x1,150x620	
Weight	Unit		kg	21		30	
Air filter	Type			Removable / washable / mildew proof			
Fan - Air flow rate	Cooling	High/Nom./Low	m^3/min	8.7/8.7/7.3		12.0/11.0/10.0	16.0/16.0/13.5
	Heating	High/Nom./Low	m^3/min	8.7/8.0/7.3		16.0/14.8/13.5	
Fan - External static pressure	Nom.		Pa	30		40	
Sound power level	Cooling		dBA	53		55	56
	Heating		dBA	53		55	56
Sound pressure level	Cooling	High/Nom./Low	dBA	35/33/27		38/36/30	
	Heating	High/Nom./Low	dBA	35/33/27		38/36/30	
Control systems	Infrared remote control			BRC4C65			
	Wired remote control			BRC1E52A/B			
Power supply	Phase / Frequency / Voltage		Hz / V	1~ / 50 / 230		1~ / 50 / 220-240	

Outdoor unit				RXS	25L3	35L3	50L	60L
Dimensions	Unit	HeightxWidthxDepth		mm	550x765x285		735x825x300	
Weight	Unit			kg	34		47	48
Sound power level	Cooling			dBA	59	61	62	
	Heating			dBA	59	61	62	
Sound pressure level	Cooling	High/Low/Silent operation		dBA	46/-/43	48/-/44	48/44	49/46/-
	Heating	High/Low/Silent operation		dBA	47/-/44	48/-/45	48/45	49/46/-
Operation range	Cooling	Ambient	Min.~Max.	°CDB	-10~46			
	Heating	Ambient	Min.~Max.	°CWB	-15~18			
Refrigerant	Type/Charge kg-TCO^{2}Eq/GWP				R-410A/1.0/2.1/2,087.5	R-410A/1.2/2.5/2,087.5	R-410A/1.7/3.5/2,087.5	R-410A/1.5/3.1/2,087.5
Piping connections	Liquid	OD		mm	6.35			
	Gas	OD		mm	9.5		12.7	
	Piping length	OU - IU	Max.	m	20		30	
		System	Chargeless	m	10		-	
	Additional refrigerant charge			kg/m	0.02 (for piping length exceeding 10m)			
	Level difference	IU - OU	Max.	m	15		20.0	
Power supply	Phase / Frequency / Voltage			Hz / V	1~ / 50 / 220-240		1~ / 50 / 220-230-240	
Current - 50Hz	Maximum fuse amps (MFA)			A	16		20	

(1) EER/COP according to Eurovent 2012, for use outside EU only (2) MFA is used to select the circuit breaker and the ground fault circuit interrupter (earth leakage circuit breaker). For more detailed information on each combination, please refer to the electrical data drawing.

Concealed ceiling unit with medium ESP

Slimmest yet most powerful medium static pressure unit on the market

Combination with split outdoor units is ideal for small retail, offices or residential applications

- Top efficiency in the market! Energy label up to A++
- Slimmest unit in class, only 245mm (300mm built-in height) and therefore narrow ceiling voids are no longer a challenge
- Lowest sound levels in the market: down to 25dBA!
- Medium external static pressure up to 150Pa facilitates using flexible ducts of varying lengths
- Possibility to change ESP via wired remote control allows optimisation of the supply air volume
- Discretely concealed in the ceiling: only the suction and discharge grilles are visible
- Fresh air intake integrated in the same system thus reducing installation cost as no additional ventilation is required
- Reduced energy consumption thanks to specially developed DC fan motor and drain pump
- No optional adapter needed for DIII-connection, link your unit into the wider building management system.
- Flexible installation: air suction direction can be altered from rear to bottom suction and choice between free use or connection to optional suction grilles

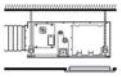

For free use into a false ceiling

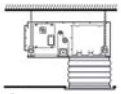

For connecting onto a suction canvas (not supplied by Daikin)

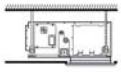

For direct connection to Daikin panel (via EKBYBSD kit)



FBQ-D

RXS35L3

BRC1E52A-B, BRC4C65

- Standard built-in drain pump with 625mm lift increases increases flexibility and installation speed

Efficiency data				FBQ + RXS	35D + 35L3	50D + 50L	60D + 60L
Cooling capacity	Nom.			kW	3.4	5.0	5.7
Heating capacity	Nom.			kW	4.00	5.50	7.00
Power input	Cooling	Nom.		kW	0.85	1.42	1.65
	Heating	Nom.		kW	1.00	1.44	1.89
Seasonal efficiency (according to EN14825)	Cooling	Energy label			A++		A+
		Pdesign		kW	3.40	5.00	5.70
		SEER			6.17	6.21	5.86
		Annual energy consumption		kWh	193	282	340
	Heating (Average climate)	Energy label			A+		
		Pdesign		kW	2.90	4.40	4.60
		SCOP			4.07	4.06	4.01
		Annual energy consumption		kWh	998	1,517	1,606
Nominal efficiency	EER				3.99	3.52	3.45
	COP				4.02	3.83	3.71
	Annual energy consumption			kWh	426	710	826
	Energy label	Cooling/Heating			A/A		

Indoor unit				FBQ	35D	50D	60D
Dimensions	Unit	HeightxWidthxDepth		mm	245x700x800		245x1,000x800
Weight	Unit			kg	28		35
Air filter	Type				Resin net with mold resistance		
Fan - Air flow rate	Cooling	High/Nom./Low		m^3/min	15/12.5/10.5		18/15/12.5
	Heating	High/Nom./Low		m^3/min	15/12.5/10.5		18/15/12.5
Fan - External static pressure	High/Nom.			Pa	150/30		
Sound power level	Cooling			dBA	60		56
Sound pressure level	Cooling	High/Nom./Low		dBA	35/32/29		30/28/25
	Heating	High/Nom./Low		dBA	37/34/29		31/28/25
Control systems	Infrared remote control				BRC4C65		
	Wired remote control				BRC1E52A/B / BRC1D52		
Power supply	Phase / Frequency / Voltage			Hz / V	1~ / 50 / 220-240		

Outdoor unit				RXS	35L3	50L	60L
Dimensions	Unit	HeightxWidthxDepth		mm	550x765x285	735x825x300	
Weight	Unit			kg	34	47	48
Sound power level	Cooling			dBA	61	62	
	Heating			dBA	61	62	
Sound pressure level	Cooling	High/Low/Silent operation		dBA	48/-/44	48/44/-	49/46/-
	Heating	High/Low/Silent operation		dBA	48/-/45	48/45/-	49/46/-
Operation range	Cooling	Ambient	Min.~Max.	°CDB	-10~46		
	Heating	Ambient	Min.~Max.	°CWB	-15~18		
Refrigerant	Type/Charge kg-TCO^{2}Eq/GWP				R-410A/1.2/2.5/2,087.5	R-410A/1.7/3.5/2,087.5	R-410A/1.5/3.1/2,087.5
Piping connections	Liquid	OD		mm	6.35		
	Gas	OD		mm	9.5	12.7	
	Piping length	OU - IU	Max.	m	20	30	
		System	Chargeless	m	10		
	Additional refrigerant charge			kg/m	0.02 (for piping length exceeding 10m)		
	Level difference	IU - OU	Max.	m	15	20.0	
Power supply	Phase / Frequency / Voltage			Hz / V	1~ / 50 / 220-240	1~ / 50 / 220-230-240	
Current - 50Hz	Maximum fuse amps (MFA)			A	16	20	

(1) EER/COP according to Eurovent 2012, for use outside EU only (2) MFA is used to select the circuit breaker and the ground fault circuit interrupter (earth leakage circuit breaker). For more detailed information on each combination, please refer to the electrical data drawing.

Seasonal Classic

Concealed ceiling unit with medium ESP

Slimmest yet most powerful medium static pressure unit on the market

Combination with Seasonal Classic ensures good value for money for all types of commercial applications

- Top efficiency in the market! Energy label up to A++
- Slimmest unit in class, only 245mm (300mm built-in height) and therefore narrow ceiling voids are no longer a challenge
- Lowest sound levels in the market: down to 25dBA!
- Medium external static pressure up to 150Pa facilitates using flexible ducts of varying lengths
- Possibility to change ESP via wired remote control allows optimisation of the supply air volume
- Discretely concealed in the ceiling: only the suction and discharge grilles are visible
- Fresh air intake integrated in the same system thus reducing installation cost as no additional ventilation is required
- Reduced energy consumption thanks to specially developed DC fan motor and drain pump
- No optional adapter needed for DIII-connection, link your unit into the wider building management system.



FBQ-D



RZQSG100-125L3/9V1/L(8)Y1



BRC1E52A-B, BRC4C65

- Flexible installation: air suction direction can be altered from rear to bottom suction and choice between free use or connection to optional suction grilles

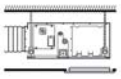

For free use into a false ceiling

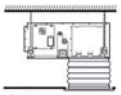

For connecting onto a suction canvas (not supplied by Daikin)

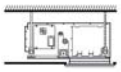

For direct connection to Daikin panel (via EKBYBSD kit)

- Standard built-in drain pump with 625mm lift increases increases flexibility and installation speed

Efficiency data				FBQ + RZQSG	71D + 71L3V1	100D + 100L9V1	125D + 125L9V1	140D + 140L9V1	100D + 100L8Y1	125D + 125L8Y1	140D + 140LY1
Cooling capacity	Nom.			kW	6.8	9.5	12.0	13.4	9.5	12.0	13.4
Heating capacity	Nom.			kW	7.50	10.80	13.50	15.50	10.80	13.50	15.50
Power input	Cooling	Nom.		kW	1.98	2.84	3.72	4.38	2.84	3.72	4.38
	Heating	Nom.		kW	1.91	2.94	3.72	4.56	2.94	3.72	4.56
Seasonal efficiency (according to EN14825)	Cooling	Energy label			A+		A	-	A+	A	-
		Pdesign		kW	6.80	9.50	12.00	-	9.50	12.00	-
		SEER			5.84	5.61	5.47	-	5.61	5.47	-
		Annual energy consumption		kWh	408	593	768	-	593	768	-
	Heating (Average climate)	Energy label			A+			-	A+		-
		Pdesign		kW	6.00	7.60		-	7.60		-
		SCOP			4.01	4.15	4.01	-	4.15	4.01	-
		Annual energy consumption		kWh	2,095	2,564	2,653	-	2,564	2,653	-
Nominal efficiency	EER				3.43	3.35	3.23	3.06	3.35	3.23	3.06
	COP				3.92	3.67	3.63	3.40	3.67	3.63	3.40
	Annual energy consumption			kWh	991	1,418	1,858	-	1,418	1,858	-
	Energy label	Cooling/Heating			A/A			-	A/A		-

Indoor unit				FBQ	71D	100D	125D	140D	100D	125D	140D
Dimensions	Unit	HeightxWidthxDepth		mm	245x1,000x800	245x1,400x800					
Weight	Unit			kg	35	46					
Air filter	Type				Resin net with mold resistance						
Fan - Air flow rate	Cooling	High/Nom./Low		m^3/min	18/15/12.5	29/26/23	34/29/23.5		29/26/23	34/29/23.5	
	Heating	High/Nom./Low		m^3/min	18/15/12.5	29/26/23	34/29/23.5		29/26/23	34/29/23.5	
Fan - External static pressure	High/Nom.			Pa	150/30	150/40	150/50		150/40	150/50	
Sound power level	Cooling			dBA	56	58	62		58	62	
Sound pressure level	Cooling	High/Nom./Low		dBA	30/28/25	34/32/30	37/35/32		34/32/30	37/35/32	
	Heating	High/Nom./Low		dBA	31/28/25	36/33/30	38/35/32		36/33/30	38/35/32	
Control systems	Infrared remote control				BRC4C65						
	Wired remote control				BRC1E52A/B / BRC1D52						
Power supply	Phase / Frequency / Voltage			Hz / V	1~ / 50 / 220-240						

Outdoor unit				RZQSG	71L3V1	100L9V1	125L9V1	140L9V1	100L8Y1	125L8Y1	140LY1
Dimensions	Unit	HeightxWidthxDepth		mm	770x900x320	990x940x320		1,430x940x320	990x940x320		1,430x940x320
Weight	Unit			kg	67	72	74	95	82		101
Sound power level	Cooling			dBA	65	70		69		70	69
Sound pressure level	Cooling	Nom./Silent operation		dBA	49/47	53/-	54/-	53/-		54/-	53/-
	Heating	Nom.		dBA	51	57	58	54	57	58	54
	Night quiet mode	Level 1		dBA	-	49					
Operation range	Cooling	Ambient	Min.~Max.	°CDB	-15~46						
	Heating	Ambient	Min.~Max.	°CWB	-15~15.5						
Refrigerant	Type/Charge kg-TCO^{2}Eq/GWP				R-410A/2.75/5.7/2,087.5	R-410A/2.9/6.1/2,087.5		R-410A/4.0/8.4/2,087.5	R-410A/2.9/6.1/2,087.5		R-410A/4.0/8.4/2,087.5
Piping connections	Liquid	OD		mm	9.52						
	Gas	OD		mm	15.9						
	Piping length	OU - IU	Max.	m	50						
		System	Equivalent	m	70						
			Chargeless	m	30						
	Additional refrigerant charge			kg/m	See installation manual						
	Level difference	IU - OU	Max.	m	15	30.0					
Power supply	Phase / Frequency / Voltage			Hz / V	1~ / 50 / 220-240				3N~ / 50 / 380-415		
Current - 50Hz	Maximum fuse amps (MFA)			A	20	32			16		20

(1) EER/COP according to Eurovent 2012, for use outside EU only (2) MFA is used to select the circuit breaker and the ground fault circuit interrupter (earth leakage circuit breaker). For more detailed information on each combination, please refer to the electrical data drawing.

Seasonal Smart

Combination with Seasonal Smart ensures best in class quality, highest efficiency and performance

Automatic Airflow Adjustment function

Automatically selects the most appropriate fan curve to achieve the units' nominal air flow within ±10%

Why?

After installation the real ducting will frequently differ from the initially calculated air flow resistance → the real air flow may be much lower or higher than nominal , leading to a lack of capacity or uncomfortable air temperature

Automatic Airflow Adjustment function will adapt the unit's fan speed to any ducting automatically(10 or more fan curves are available on every model), making installation much faster

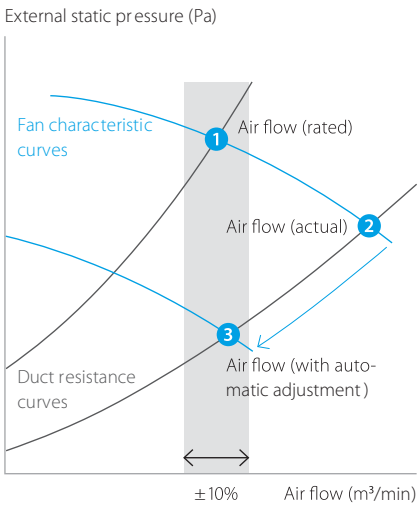

Efficiency data				FBQ + RZQG	71D + 71L9V1	100D + 100L9V1	125D + 125L9V1	140D + 140L9V1	71D + 71L8Y1	100D + 100L8Y1	125D + 125L8Y1	140D + 140LY1
Cooling capacity	Nom.			kW	6.8	9.5	12.0	13.4	6.8	9.5	12.0	13.4
Heating capacity	Nom.			kW	7.50	10.80	13.50	15.50	7.50	10.80	13.50	15.50
Power input	Cooling	Nom.		kW	1.89	2.49	3.63	4.00	1.89	2.49	3.63	4.00
	Heating	Nom.		kW	1.87	2.45	3.46	4.31	1.87	2.45	3.46	4.31
Seasonal efficiency (according to EN14825)	Cooling	Energy label			A++	A+	A++	-	A++	A+	A++	-
		Pdesign		kW	6.80	9.50	12.00	-	6.80	9.50	12.00	-
		SEER			6.16	5.87	6.11	-	6.16	5.87	6.11	-
		Annual energy consumption		kWh	386	566	687	-	386	566	687	-
	Heating (Average climate)	Energy label			A+	A++	A+	-	A+	A++	A+	-
		Pdesign		kW	6.00	11.30	12.70	-	6.00	11.30	12.70	-
		SCOP			4.31	4.78	4.28	-	4.31	4.78	4.28	-
		Annual energy consumption		kWh	1,949	3,310	4,154	-	1,949	3,310	4,154	-
Nominal efficiency	EER				3.60	3.81	3.31	3.35	3.60	3.81	3.31	3.35
	COP				4.01	4.41	3.90	3.60	4.01	4.41	3.90	3.60
	Annual energy consumption			kWh	944	1,247	1,813	-	944	1,247	1,813	-
	Energy label	Cooling/Heating			A/A			-	A/A	A/A		-

Indoor unit				FBQ	71D	100D	125D	140D	71D	100D	125D	140D
Dimensions	Unit	HeightxWidthxDepth		mm	245x1,000x800	245x1,400x800			245x1,000x800	245x1,400x800		
Weight	Unit			kg	35	46			35	46		
Air filter	Type				Resin net with mold resistance							
Fan - Air flow rate	Cooling	High/Nom./Low		m^3/min	18/15/12.5	29/26/23	34/29/23.5		18/15/12.5	29/26/23	34/29/23.5	
	Heating	High/Nom./Low		m^3/min	18/15/12.5	29/26/23	34/29/23.5		18/15/12.5	29/26/23	34/29/23.5	
Fan - External static pressure	High/Nom.			Pa	150/30	150/40	150/50		150/30	150/40	150/50	
Sound power level	Cooling			dBA	56	58	62		56	58	62	
Sound pressure level	Cooling	High/Nom./Low		dBA	30/28/25	34/32/30	37/35/32		30/28/25	34/32/30	37/35/32	
	Heating	High/Nom./Low		dBA	31/28/25	36/33/30	38/35/32		31/28/25	36/33/30	38/35/32	
Control systems	Infrared remote control				BRC4C65							
	Wired remote control				BRC1E52A/B / BRC1D528							
Power supply	Phase / Frequency / Voltage			Hz / V	1~ / 50 / 220-240							

Outdoor unit				RZQG	71L9V1	100L9V1	125L9V1	140L9V1	71L8Y1	100L8Y1	125L8Y1	140LY1
Dimensions	Unit	HeightxWidthxDepth		mm	990x940x320	1,430x940x320			990x940x320	1,430x940x320		
Weight	Unit			kg	69	95			80	101		
Sound power level	Cooling			dBA	64	66	67	69	64	66	67	69
Sound pressure level	Cooling	Nom.		dBA	48	50	51	52	48	50	51	52
	Heating	Nom.		dBA	50	52	53		50	52	53	
	Night quiet mode	Level 1		dBA	43	45			43	45		
Operation range	Cooling	Ambient	Min.~Max.	°CDB	-15~50							
	Heating	Ambient	Min.~Max.	°CWB	-20~15.5							
Refrigerant	Type/Charge kg-TCO^{2}Eq/GWP				R-410A/2.9/6.1/2,087.5	R-410A/4.0/8.4/2,087.5			R-410A/2.9/6.1/2,087.5	R-410A/4.0/8.4/2,087.5		
Piping connections	Liquid	OD		mm	9.52							
	Gas	OD		mm	15.9							
	Piping length	OU - IU	Max.	m	50	75			50	75		
		System	Equivalent	m	70	90			70	90		
			Chargeless	m	30							
	Additional refrigerant charge			kg/m	See installation manual							
	Level difference	IU - OU	Max.	m	30.0							
Power supply	Phase / Frequency / Voltage			Hz / V	1~ / 50 / 220-240				3N~ / 50 / 380-415			
Current - 50Hz	Maximum fuse amps (MFA)			A	20	32			20	32		

(1) EER/COP according to Eurovent 2012, for use outside EU only (2) MFA is used to select the circuit breaker and the ground fault circuit interrupter (earth leakage circuit breaker). For more detailed information on each combination, please refer to the electrical data drawing.

Seasonal Classic

Seasonal Smart

Concealed ceiling unit with high ESP

ESP up to 200, ideal for large sized spaces

- Seasonal Smart ensures the best in quality, highest efficiency and performance. Seasonal Classic gives value for money.
- Automatic air flow adjustment function measures the air volume and static pressure and adjusts it towards the nominal air flow, whatever the length of duct, making installation easier and guaranteeing comfort. Moreover, the ESP can be changed via the wired remote control to optimize the supply air volume
- High external static pressure up to 200Pa facilitates using flexible ducts of varying lengths
- Discretely concealed in the ceiling: only the suction and discharge grilles are visible
- Reduced energy consumption thanks to specially developed DC fan motor
- Possibility to change ESP via wired remote control allows optimisation of the supply air volume
- Flexible installation, as the air suction direction can be altered from rear to bottom suction
- Standard built-in drain pump increases flexibility and installation speed
- No optional adapter needed for DIII-connection, link your unit into the wider building management system.



FDQ125C



RZQSG125L3/9V1/L(8)Y1



BRC1E52A-B, BRC4C65

					Seasonal Smart		Seasonal Classic	
Efficiency data				**FDQ + RZQG/RZQSG**	**125C + 125L9V1**	**125C + 125L8Y1**	**125C + 125L9V1**	**125C + 125L8Y1**
Cooling capacity	Nom.			kW	12.0		12.0	
Heating capacity	Nom.			kW	13.5		13.5	
Power input	Cooling	Nom.		kW	3.20		3.74	
	Heating	Nom.		kW	3.53		3.85	
Seasonal efficiency (according to EN14825)	Cooling	Energy label			A+		A	
		Pdesign		kW	12.00		12.00	
		SEER			5.81		5.20	
		Annual energy consumption		kWh	723		808	
	Heating (Average climate)	Energy label			A+		A	
		Pdesign		kW	12.71		7.60	
		SCOP			4.21		3.90	
		Annual energy consumption		kWh	4,227		2,729	
Nominal efficiency	EER				3.75		3.21	
	COP				3.83		3.51	
	Annual energy consumption			kWh	1,600		1,870	
	Energy label	Cooling/Heating			A/A		A/B	

Indoor unit				**FDQ**	**125C**			
Dimensions	Unit	HeightxWidthxDepth		mm	300x1,400x700			
Required ceiling void >				mm	350			
Weight	Unit			kg	45			
Decoration panel	Model				BYBS125DJW1			
	Colour				White (10Y9/0.5)			
	Dimensions	HeightxWidthxDepth		mm	55x1,500x500			
	Weight			kg	6.5			
Air filter	Type				Resin net with mold resistance			
Fan - Air flow rate	Cooling	High/Low		m^3/min	39/28			
	Heating	High/Low		m^3/min	39/28			
Fan - External static pressure	High/Nom.			Pa	200/50			
Sound power level	Cooling			dBA	66			
Sound pressure level	Cooling	High/Low		dBA	40/33			
	Heating	High/Low		dBA	40/33			
Control systems	Infrared remote control				BRC4C65			
	Wired remote control				BRC1D52 / BRC1E52A/B			
Power supply	Phase / Frequency / Voltage			Hz / V	1~ / 50/60 / 220-240/220			

Outdoor unit				**RZQG/RZQSG**	**125L9V1**	**125L8Y1**	**125L9V1**	**125L8Y1**
Dimensions	Unit	HeightxWidthxDepth		mm	1,430x940x320		990x940x320	
Weight	Unit			kg	95	101	74	82
Sound power level	Cooling			dBA	67		70	
Sound pressure level	Cooling	Nom.		dBA	51		54	
	Heating	Nom.		dBA	53		58	
	Night quiet mode	Level 1		dBA	45		49	
Operation range	Cooling	Ambient	Min.~Max.	°CDB	-15~50		-15~46	
	Heating	Ambient	Min.~Max.	°CWB	-20~15.5		-15~15.5	
Refrigerant	Type/Charge kg-TCO^{2}Eq/GWP				R-410A/4.0/8.4/2,087.5		R-410A/2.9/6.1/2,087.5	
Piping connections	Liquid	OD		mm	9.52			
	Gas	OD		mm	15.9			
	Piping length	OU - IU	Max.	m	75		50	
		System	Equivalent	m	90		70	
			Chargeless	m	30			
	Additional refrigerant charge			kg/m	See installation manual			
	Level difference	IU - OU	Max.	m	30.0			
Power supply	Phase / Frequency / Voltage			Hz / V	1~ / 50 / 220-240	3N~ / 50 / 380-415	1~ / 50 / 220-240	3N~ / 50 / 380-415
Current - 50Hz	Maximum fuse amps (MFA)			A	32			16

(1) EER/COP according to Eurovent 2012, for use outside EU only (2) MFA is used to select the circuit breaker and the ground fault circuit interrupter (earth leakage circuit breaker). For more detailed information on each combination, please refer to the electrical data drawing.

Concealed ceiling unit with high ESP

ESP up to 250, ideal for extra large sized spaces

- High external static pressure up to 250Pa facilitates using flexible ducts of varying lengths
- Discretely concealed in the ceiling: only the suction and discharge grilles are visible
- Up to 26.4kW in heating mode



FDQ-B



RZQ200-250C



BRC1E52A-B

Efficiency data				FDQ + RZQ	200B + 200C	250B + 250C
Cooling capacity	Nom.			kW	20.0	24.1
Heating capacity	Nom.			kW	23.0	26.4
Power input	Cooling	Nom.		kW	6.23	8.58
	Heating	Nom.		kW	6.74	8.22
Nominal efficiency (cooling at 35°/27° nominal load, heating at 7°/20° nominal load)	EER				3.21	2.81
	COP				3.41	3.21
	Annual energy consumption			kWh	3,115	4,290
	Energy label	Cooling/Heating			-	

Indoor unit				FDQ	200B	250B
Dimensions	Unit	HeightxWidthxDepth		mm	450x1,400x900	
Required ceiling void >				mm	450	
Weight	Unit			kg	89.0	94.0
Air filter	Type				Resin net with mold resistance	
Fan - Air flow rate	Cooling	Nom.		m^3/min	69.0	89.0
	Heating	Nom.		m^3/min	69.0	89.0
Fan - External static pressure	High/Nom./Low			Pa	250/250/250	
Sound power level	Cooling			dBA	81	82
Sound pressure level	Cooling	High		dBA	45.0	47.0
	Heating	Low		dBA	45.0	47.0
Control systems	Wired remote control				BRC1D52 / BRC1E52A/B	
Power supply	Phase / Frequency / Voltage			Hz / V	1~ / 50 / 230	

Outdoor unit				RZQ	200C	250C
Dimensions	Unit	HeightxWidthxDepth		mm	1,680x930x765	
Weight	Unit			kg	183	184
Sound power level	Cooling			dBA	78	
	Heating			dBA	78	
Sound pressure level	Nom.			dBA	57	
Operation range	Cooling	Ambient	Min.~Max.	°CDB	-5.0~46.0	
	Heating	Ambient	Min.~Max.	°CWB	-15.0~15.0	
Refrigerant	Type/Charge kg-TCO^{2}Eq/GWP				R-410A/8.3/17.3/2,087.5	R-410A/9.3/19.4/2,087.5
Piping connections	Liquid	OD		mm	9.52	12.7
	Gas	OD		mm	22.2	
	Piping length	OU - IU	Max.	m	100	
	Level difference	IU - OU	Max.	m	-	
Power supply	Phase / Frequency / Voltage			Hz / V	3N~ / 50 / 380-415	
Current - 50Hz	Maximum fuse amps (MFA)			A	20	

(1) MFA is used to select the circuit breaker and the ground fault circuit interrupter (earth leakage circuit breaker). For more detailed information on each combination, please refer to the electrical data drawing.

Concealed ceiling unit

Ideal for medium sized shops with false ceilings

- Ideal solution for busy retail and business environments and small shops
- Discretely concealed in the ceiling: only the suction and discharge grilles are visible
- Exclusively offered for pair applications
- Air filter removes airborne dust particles to ensure a steady supply of clean air
- Easy installation and maintenance
- Double protection drainage system ensures quality



ABQ100C



AZQS100-125B8V1/BY1



ARCWB

Efficiency data				ABQ + AZQS	71C + 71BV1	100C + 100B8V1	125C + 125B8V1	140C + 140B8V1	100C + 100BY1	125C + 125BY1	140C + 140BY1
Cooling capacity	Nom.			kW	6.8	9.5	12.1	13.0	9.5	12.1	13.0
Heating capacity	Nom.			kW	7.5	10.8	13.5	15.5	10.8	13.5	15.5
Power input	Cooling	Nom.		kW	2.33	3.63	4.31	4.32	3.63	4.31	4.32
	Heating	Nom.		kW	2.13	3.16	3.96	4.55	3.16	3.96	4.55
Seasonal efficiency (according to EN14825)	Cooling	Energy label			B		-		B	-	
		Pdesign		kW	6.80	9.50	-		9.50	-	
		SEER			4.65		-		4.65	-	
		Annual energy consumption		kWh	512	716	-		716	-	
	Heating (Average climate)	Energy label			A		-		A	-	
		Pdesign		kW	5.65	6.78	-		6.78	-	
		SCOP			3.80		-		3.80	-	
		Annual energy consumption		kWh	2,082	2,498	-		2,498	-	
Nominal efficiency	EER				2.91	2.62	2.81	3.01	2.62	2.81	3.01
	COP				3.51	3.42	3.41		3.42	3.41	
	Annual energy consumption			kWh	1,165	1,813	2,153	-	1,813	2,153	-
	Energy label	Cooling/Heating			C/B	D/B	C/B	-	D/B	C/B	-

Indoor unit				ABQ	71C	100C	125C	140C	100C	125C	140C
Dimensions	Unit	HeightxWidthxDepth		mm	285x600x1,007	378x541x1,045	378x541x1,299	378x541x1,499	378x541x1,045	378x541x1,299	378x541x1,499
Weight	Unit			kg	35	44	50	56	44	50	56
Air filter	Type				Saranet						
Fan - Air flow rate	Cooling	High/Nom./Low		m^3/min	18.3/16.8/15.4	22.7/20.5/18.3	40.5/37.4/34.8	48.7/43.9/37.9	22.7/20.5/18.3	40.5/37.4/34.8	48.7/43.9/37.9
	Heating	High/Nom./Low		m^3/min	18.3/16.8/15.4	22.7/20.5/18.3	40.5/37.4/34.8	48.7/43.9/37.9	22.7/20.5/18.3	40.5/37.4/34.8	48.7/43.9/37.9
Fan - External static pressure	High/Nom./Low			Pa	90/77/64	70/57/45	150/128/111	150/122/92	70/57/45	150/128/111	150/122/92
Sound power level	Cooling			dBA	64	60	-		60	-	
	Heating			dBA	64	60	-		60	-	
Sound pressure level	Cooling	High/Nom./Low		dBA	-	41/38/36	53/52/50	55/53/50	41/38/36	53/52/50	55/53/50
	Heating	High/Nom./Low		dBA	-	41/38/36	53/52/50	55/53/50	41/38/36	53/52/50	55/53/50
Control systems	Wired remote control				ARCWB						
Power supply	Phase / Frequency / Voltage			Hz / V	1~ / 50 / 220-240						

Outdoor unit				AZQS	71BV1	100B8V1	125B8V1	140B8V1	100BY1	125BY1	140BY1
Dimensions	Unit	HeightxWidthxDepth		mm	770x900x320	990x940x320		1,430x940x320	990x940x320		1,430x940x320
Weight	Unit			kg	67	72.8	74.3	94.9	82		101
Sound power level	Cooling			dBA	64	70	71	70		71	70
Sound pressure level	Cooling	Nom.		dBA	48	53	54	53		54	53
	Heating	Nom.		dBA	50	57	58	54	57	58	54
	Night quiet mode	Level 1		dBA	43	49					
Operation range	Cooling	Ambient	Min.~Max.	°CDB	-5~46						
	Heating	Ambient	Min.~Max.	°CWB	-15~15.5						
Refrigerant	Type/Charge kg-TCO^{2}Eq/GWP				R-410A/2.75/5.7/2,087.5	R-410A/2.9/6.1/2,087.5		R-410A/4.0/8.4/2,087.5	R-410A/2.9/6.1/2,087.5		R-410A/4.0/8.4/2,087.5
Piping connections	Liquid	OD		mm	9.52						
	Gas	OD		mm	15.9						
	Piping length	OU - IU	Max.	m	50						
		System	Equivalent	m	70						
			Chargeless	m	30						
	Additional refrigerant charge			kg/m	See installation manual						
	Level difference	IU - OU	Max.	m	30.0						
Power supply	Phase / Frequency / Voltage			Hz / V	1~ / 50 / 220-240				3N~ / 50 / 380-415		
Current - 50Hz	Maximum fuse amps (MFA)			A	20	32		40	16	20	25

(1) EER/COP according to Eurovent 2012, for use outside EU only (2) MFA is used to select the circuit breaker and the ground fault circuit interrupter (earth leakage circuit breaker). For more detailed information on each combination, please refer to the electrical data drawing.

Ceiling suspended unit

For wide rooms with no false ceilings nor free floor space

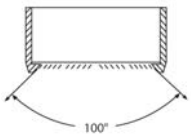

- Ideal for comfortable air flow in wide rooms thanks to Coanda effect: up to 100° discharge angle
- Even rooms with ceilings up to 3.8m can be heated up or cooled down very easily without capacity loss
- Can easily be mounted in corners and narrow spaces, as it only needs 30mm lateral service space



- Reduced energy consumption thanks to specially developed DC fan motor and drain pump
- Stylish unit blends easily with any interior. The flaps close entirely when the unit is not operating and there are no air intake grilles visible
- No optional adapter needed for DIII-connection, link your unit into the wider building management system.
- Drain pump kit available as accessory



FHQ60C

RXS35L3

BRC1E52A-B, BRC7G53

- Fresh air intake integrated in the same system thus reducing installation cost as no additional ventilation device is required

Efficiency data				**FHQ + RXS**	**35C + 35L3**	**50C + 50L**	**60C + 60L**
Cooling capacity	Min./Nom./Max.			kW	1.4/3.40/4.0	1.7/5.0/5.3	1.7/5.7/5.7
Heating capacity	Min./Nom./Max.			kW	1.3/4.00/5.1	1.7/6.0/6.0	1.7/7.20/7.2
Power input	Cooling	Min./Nom./Max.		kW	0.410/0.950/1.490	-/1.570/-	-/1.750/-
	Heating	Min./Nom./Max.		kW	0.270/0.980/1.980	-/1.790/-	-/2.170/-
Seasonal efficiency (according to EN14825)	Cooling	Energy label			A++	A+	
		Pdesign		kW	3.40	5.00	5.70
		SEER			6.18	5.87	6.02
		Annual energy consumption		kWh	193	298	332
	Heating (Average climate)	Energy label			A+	A	
		Pdesign		kW	3.10	4.35	4.71
		SCOP			4.43	3.86	3.87
		Annual energy consumption		kWh	981	1,578	1,705
Nominal efficiency	EER				3.58	3.18	3.26
	COP				4.08	3.35	3.32
	Annual energy consumption			kWh	475	785	875
	Energy label	Cooling/Heating			A/A	B/C	A/C

Indoor unit				**FHQ**	**35C**	**50C**	**60C**
Dimensions	Unit	HeightxWidthxDepth		mm	235x960x690		235x1,270x690
Weight	Unit			kg	24	25	31
Air filter	Type				Resin net with mold resistance		
Fan - Air flow rate	Cooling	High/Nom./Low		m^3/min	14/11.5/10	15/12/10	19.5/15/11.5
	Heating	High/Nom./Low		m^3/min	14/11.5/10	15/12/10	19.5/15/11.5
Sound power level	Cooling			dBA	53	54	
	Heating			dBA	53	54	
Sound pressure level	Cooling	High/Nom./Low		dBA	36/34/31	37/35/32	37/35/33
	Heating	High/Nom./Low		dBA	36/34/31	37/35/32	37/35/33
Control systems	Infrared remote control				BRC7G53		
	Wired remote control				BRC1D52 / BRC1E52A/B		
Power supply	Phase / Frequency / Voltage			Hz / V	1~ / 50/60 / 220-240/220		

Outdoor unit				**RXS**	**35L3**	**50L**	**60L**
Dimensions	Unit	HeightxWidthxDepth		mm	550x765x285	735x825x300	
Weight	Unit			kg	34	47	48
Sound power level	Cooling			dBA	61	62	
	Heating			dBA	61	62	
Sound pressure level	Cooling	High/Low/Silent operation		dBA	48/-/44	48/44/-	49/46/-
	Heating	High/Low/Silent operation		dBA	48/-/45	48/45/-	49/46/-
Operation range	Cooling	Ambient	Min.~Max.	°CDB	-10~46		
	Heating	Ambient	Min.~Max.	°CWB	-15~18		
Refrigerant	Type/Charge kg-TCO^{2}Eq/GWP				R-410A/1.2/2.5/2,087.5	R-410A/1.7/3.5/2,087.5	R-410A/1.5/3.1/2,087.5
Piping connections	Liquid	OD		mm	6.35		
	Gas	OD		mm	9.5	12.7	
	Piping length	OU - IU	Max.	m	20	30	
		System	Chargeless	m	10		
	Additional refrigerant charge			kg/m	0.02 (for piping length exceeding 10m)		
	Level difference	IU - OU	Max.	m	15	20.0	
Power supply	Phase / Frequency / Voltage			Hz / V	1~ / 50 / 220-240	1~ / 50 / 220-230-240	
Current - 50Hz	Maximum fuse amps (MFA)			A	10	20	

(1) EER/COP according to Eurovent 2012, for use outside EU only (2) MFA is used to select the circuit breaker and the ground fault circuit interrupter (earth leakage circuit breaker). For more detailed information on each combination, please refer to the electrical data drawing.

Seasonal Classic

Ceiling suspended unit

For wide rooms with no false ceilings nor free floor space

Combination with Seasonal Classic ensures good value for money for all types of commercial applications

- Ideal for comfortable air flow in wide rooms thanks to Coanda effect: up to 100° discharge angle
- Even rooms with ceilings up to 3.8m can be heated up or cooled down very easily without capacity loss
- Can easily be mounted in corners and narrow spaces, as it only needs 30mm lateral service space

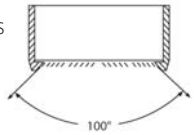



- Reduced energy consumption thanks to specially developed DC fan motor and drain pump
- Stylish unit blends easily with any interior. The flaps close entirely when the unit is not operating and there are no air intake grilles visible
- No optional adapter needed for DIII-connection, link your unit into the wider building management system.
- Drain pump kit available as accessory
- Fresh air intake integrated in the same system thus reducing installation cost as no additional ventilation device is required

Efficiency data				FHQ + RZQSG	71C + 71L3V1	100C + 100L9V1	125C + 125L9V1	140C + 140L9V1	100C + 100L8Y1	125C + 125L8Y1	140C + 140LY1
Cooling capacity	Nom.			kW	6.8	9.5	12.0	13.4	9.5	12.0	13.4
Heating capacity	Nom.			kW	7.5	10.8	13.5	15.5	10.8	13.5	15.5
Power input	Cooling	Nom.		kW	1.97	2.96	4.15	4.45	2.96	4.15	4.45
	Heating	Nom.		kW	1.88	2.99	3.73	4.54	2.99	3.73	4.54
Seasonal efficiency (according to EN14825)	Cooling	Energy label			A+			-	A+		-
		Pdesign		kW	6.80	9.50	12.00	-	9.5	12	-
		SEER			5.61			-	5.61		-
		Annual energy consumption		kWh	424	593	749	-	593	749	-
	Heating (Average climate)	Energy label			A		A+	-	A	A+	-
		Pdesign		kW	7.60			-	7.6		-
		SCOP			3.90	3.91	4.01	-	3.91	4.01	-
		Annual energy consumption		kWh	2,727	2,722	2,654	-	2,722	2,654	-
Nominal efficiency	EER				3.46	3.21	2.89	3.01	3.21	2.89	3.01
	COP				4.00	3.61	3.62	3.41	3.61	3.62	3.41
	Annual energy consumption			kWh	985	1,480	2,075	-	1,480	2,075	2,225
	Energy label	Cooling/Heating			A/A		C/A	-	A/A	C/A	-

Indoor unit				FHQ	71C	100C	125C	140C	100C	125C	140C
Dimensions	Unit	HeightxWidthxDepth	mm		235x1,270x690	235x1,590x690					
Weight	Unit		kg		32	38					
Air filter	Type				Resin net with mold resistance						
Fan - Air flow rate	Cooling	High/Nom./Low	m^3/min		20.5/17/14	28/24/20	31/27/23	34/29/24	28/24/20	31/27/23	34/29/24
	Heating	High/Nom./Low	m^3/min		20.5/17/14	28/24/20	31/27/23	34/29/24	28/24/20	31/27/23	34/29/24
Sound power level	Cooling		dBA		55	60	62	64	60	62	64
	Heating		dBA		55	60	62	64	60	62	64
Sound pressure level	Cooling	High/Nom./Low	dBA		38/36/34	42/38/34	44/41/37	46/42/38	42/38/34	44/41/37	46/42/38
	Heating	High/Nom./Low	dBA		38/36/34	42/38/34	44/41/37	46/42/38	42/38/34	44/41/37	46/42/38
Control systems	Infrared remote control				BRC7G53						
	Wired remote control				BRC1D52 / BRC1E52A/B						
Power supply	Phase / Frequency / Voltage		Hz / V		1~ / 50/60 / 220-240/220						

Outdoor unit					RZQSG	71L3V1	100L9V1	125L9V1	140L9V1	100L8Y1	125L8Y1	140LY1
Dimensions	Unit	HeightxWidthxDepth		mm		770x900x320	990x940x320		1,430x940x320	990x940x320		1,430x940x320
Weight	Unit			kg		67	72	74	95	82		101
Sound power level	Cooling			dBA		65	70		69		70	69
Sound pressure level	Cooling	Nom./Silent operation		dBA		49/47	53/-	54/-	53/-		54/-	53/-
	Heating	Nom.		dBA		51	57	58	54	57	58	54
	Night quiet mode	Level 1		dBA		-	49					
Operation range	Cooling	Ambient	Min.~Max.	°CDB		-15~46						
	Heating	Ambient	Min.~Max.	°CWB		-15~15.5						
Refrigerant	Type/Charge kg-TCO^{2}Eq/GWP					R-410A/2.75/5.7/2,087.5	R-410A/2.9/6.1/2,087.5		R-410A/4.0/8.4/2,087.5	R-410A/2.9/6.1/2,087.5		R-410A/4.0/8.4/2,087.5
Piping connections	Liquid	OD		mm		9.52						
	Gas	OD		mm		15.9						
	Piping length	OU - IU	Max.	m		50						
		System	Equivalent	m		70						
			Chargeless	m		30						
	Additional refrigerant charge			kg/m		See installation manual						
	Level difference	IU - OU	Max.	m		15	30.0					
Power supply	Phase / Frequency / Voltage			Hz / V		1~ / 50 / 220-240			3N~ / 50 / 380-415			
Current - 50Hz	Maximum fuse amps (MFA)			A		20	32		16			20

(1) EER/COP according to Eurovent 2012, for use outside EU only (2) MFA is used to select the circuit breaker and the ground fault circuit interrupter (earth leakage circuit breaker) For more detailed information on each combination, please refer to the electrical data drawing.

Seasonal Smart

Ceiling suspended unit

For wide rooms with no false ceilings nor free floor space

For combination with Seasonal Smart ensures best in class quality, highest efficiency and performance



FHQ60-71C



RZQG100-125-140L9V1/L(8)Y1



BRC1E52A-B, BRC7G53

Efficiency data				FHQ + RZQG	71C + 71L9V1	100C + 100L9V1	125C + 125L9V1	140C + 140L9V1	71C + 71L8Y1	100C + 100L8Y1	125C + 125L8Y1	140C + 140LY1
Cooling capacity	Nom.			kW	6.8	9.5	12.0	13.4	6.8	9.5	12.0	13.4
Heating capacity	Nom.			kW	7.5	10.8	13.5	15.5	7.5	10.8	13.5	15.5
Power input	Cooling	Nom.		kW	1.78	2.49	3.58	4.05	1.78	2.49	3.58	4.05
	Heating	Nom.		kW	1.82	2.60	3.48	4.27	1.82	2.60	3.48	4.27
Seasonal efficiency (according to EN14825)	Cooling	Energy label			A++		A+	-	A++		A+	-
		Pdesign		kW	6.80	9.50	12.00	-	6.8	9.5	12	-
		SEER			6.95	6.11	6.01	-	6.95	6.11	6.01	-
		Annual energy consumption		kWh	343	545	699	-	343	545	699	-
	Heating (Average climate)	Energy label			A+	A++	A+	-	A+	A++	A+	-
		Pdesign		kW	7.60	11.30	14.13	-	7.6	11.3	14.13	-
		SCOP			4.32	4.61	4.23	-	4.32	4.61	4.23	-
		Annual energy consumption		kWh	2,463	3,432	4,677	-	2,463	3,432	4,677	-
Nominal efficiency	EER				3.82	3.81	3.35	3.31	3.82	3.81	3.35	3.31
	COP				4.13	4.15	3.89	3.63	4.13	4.15	3.89	3.63
	Annual energy consumption			kWh	890	1,245	1,790	-	890	1,245	1,790	-
	Energy label	Cooling/Heating			A/A			-	A/A			-

Indoor unit				FHQ	71C	100C	125C	140C	71C	100C	125C	140C
Dimensions	Unit	HeightxWidthxDepth		mm	235x1,270x690	235x1,590x690			235x1,270x690	235x1,590x690		
Weight	Unit			kg	32	38			32	38		
Air filter	Type				Resin net with mold resistance							
Fan - Air flow rate	Cooling	High/Nom./Low		m^3/min	20.5/17/14	28/24/20	31/27/23	34/29/24	20.5/17/14	28/24/20	31/27/23	34/29/24
	Heating	High/Nom./Low		m^3/min	20.5/17/14	28/24/20	31/27/23	34/29/24	20.5/17/14	28/24/20	31/27/23	34/29/24
Sound power level	Cooling			dBA	55	60	62	64	55	60	62	64
	Heating			dBA	55	60	62	64	55	60	62	64
Sound pressure level	Cooling	High/Nom./Low		dBA	38/36/34	42/38/34	44/41/37	46/42/38	38/36/34	42/38/34	44/41/37	46/42/38
	Heating	High/Nom./Low		dBA	38/36/34	42/38/34	44/41/37	46/42/38	38/36/34	42/38/34	44/41/37	46/42/38
Control systems	Infrared remote control				BRC7G53							
	Wired remote control				BRC1D52 / BRC1E52A/B							
Power supply	Phase / Frequency / Voltage			Hz / V	1~ / 50/60 / 220-240/220							

Outdoor unit				RZQG	71L9V1	100L9V1	125L9V1	140L9V1	71L8Y1	100L8Y1	125L8Y1	140LY1
Dimensions	Unit	HeightxWidthxDepth		mm	990x940x320	1,430x940x320			990x940x320	1,430x940x320		
Weight	Unit			kg	69	95			80	101		
Sound power level	Cooling			dBA	64	66	67	69	64	66	67	69
Sound pressure level	Cooling	Nom.		dBA	48	50	51	52	48	50	51	52
	Heating	Nom.		dBA	50	52	53		50	52	53	
	Night quiet mode	Level 1		dBA	43	45			43	45		
Operation range	Cooling	Ambient	Min.~Max.	°CDB	-15~50							
	Heating	Ambient	Min.~Max.	°CWB	-20~15.5							
Refrigerant	Type/Charge kg-TCO^{2}Eq/GWP				R-410A/2.9/6.1/2,087.5	R-410A/4.0/8.4/2,087.5			R-410A/2.9/6.1/2,087.5	R-410A/4.0/8.4/2,087.5		
Piping connections	Liquid	OD		mm	9.52							
	Gas	OD		mm	15.9							
	Piping length	OU - IU	Max.	m	50	75			50	75		
		System	Equivalent	m	70	90			70	90		
			Chargeless	m	30							
	Additional refrigerant charge			kg/m	See installation manual							
	Level difference	IU - OU	Max.	m	30.0							
Power supply	Phase / Frequency / Voltage			Hz / V	1~ / 50 / 220-240				3N~ / 50 / 380-415			
Current - 50Hz	Maximum fuse amps (MFA)			A	20	32			20	32		

(1) EER/COP according to Eurovent 2012, for use outside EU only (2) MFA is used to select the circuit breaker and the ground fault circuit interrupter (earth leakage circuit breaker). For more detailed information on each combination, please refer to the electrical data drawing.

Siesta

Ceiling suspended unit

For wide rooms with no false ceilings nor free floor space

- Ideal solution for commercial spaces with no or narrow false ceilings
- Exclusively offered for pair applications
- Can easily be installed in both new and refurbishment projects
- Air filter removes airborne dust particles to ensure a steady supply of clean air
- Decrease of temperature variation by automatic fan speed selection or freely selectable 3-step fan speed.
- Easy installation and maintenance



AHQ71C



AZQS71BV1



ARCWLA

Efficiency data			AHQ + AZQS	71C + 71BV1	100C + 100B8V1	125C + 125B8V1	140C + 140B8V1	100C + 100BY1	125C + 125BY1	140C + 140BY1
Cooling capacity	Nom.		kW	6.8	9.5	12.1	13.0	9.5	12.1	13.0
Heating capacity	Nom.		kW	7.5	10.8	13.5	15.5	10.8	13.5	15.5
Power input	Cooling	Nom.	kW	2.24	3.62	4.60	4.32	3.62	4.60	4.32
	Heating	Nom.	kW	2.46	3.17	3.74	4.55	3.17	3.74	4.55
Seasonal efficiency (according to EN14825)	Cooling	Energy label		B		-		B	-	
		Pdesign	kW	6.80	9.50	-		9.50	-	
		SEER		4.65	4.60	-		4.60	-	
		Annual energy consumption	kWh	511.85	723	-		723	-	
	Heating (Average climate)	Energy label		A		-		A	-	
		Pdesign	kW	6.33	7.60	-		7.60	-	
		SCOP		3.80		-		3.80	-	
		Annual energy consumption	kWh	2,332.26	2,800	-		2,800	-	
Nominal efficiency	EER			3.03	2.62	2.63	3.01	2.62	2.63	3.01
	COP			3.05	3.41	3.61	3.41		3.61	3.41
	Annual energy consumption		kWh	1,120	1,810	2,300	-	1,810	2,300	-
	Energy label	Cooling/Heating		B/D	D/B	D/A	-	D/B	D/A	-

Indoor unit			AHQ	71C	100C	125C	140C	100C	125C	140C
Dimensions	Unit	HeightxWidthxDepth	mm	260x1,320x634	260x1,538x634	260x1,786x634	285x1,902x680	260x1,538x634	260x1,786x634	285x1,902x680
Weight	Unit		kg	38	45	54	70	45	54	70
Air filter	Type			Removable / washable						
Fan - Air flow rate	Cooling	High/Nom./Low	m^3/min	23.8/21.3/18.9	31.1/27.8/24.8	34.4/30.6/27.2	43.9/39.1/28.3	31.1/27.8/24.8	34.4/30.6/27.2	43.9/39.1/28.3
	Heating	High/Nom./Low	m^3/min	23.8/21.3/18.9	31.1/27.8/24.8	34.4/30.6/27.2	43.9/39.1/28.3	31.1/27.8/24.8	34.4/30.6/27.2	43.9/39.1/28.3
Sound power level	Cooling		dBA	59	64	69	70	64	69	70
	Heating		dBA	62	64	69	70	64	69	70
Sound pressure level	Cooling	High/Nom./Low	dBA	49/48/46	52/47/46	52/50/49	56/53/46	52/47/46	52/50/49	56/53/46
	Heating	High/Nom./Low	dBA	49/48/46	52/47/46	52/50/49	56/53/46	52/47/46	52/50/49	56/53/46
Control systems	Infrared remote control			ARCWLA						
	Wired remote control			ARCWB						
Power supply	Phase / Frequency / Voltage		Hz / V	1~ / 50 / 220-240						

Outdoor unit				AZQS	71BV1	100B8V1	125B8V1	140B8V1	100BY1	125BY1	140BY1
Dimensions	Unit	HeightxWidthxDepth		mm	770x900x320	990x940x320		1,430x940x320	990x940x320		1,430x940x320
Weight	Unit			kg	67	72.8	74.3	94.9	82		101
Sound power level	Cooling			dBA	64	70	71	70		71	70
Sound pressure level	Cooling	Nom.		dBA	48	53	54	53		54	53
	Heating	Nom.		dBA	50	57	58	54	57	58	54
	Night quiet mode	Level 1		dBA	43	49					
Operation range	Cooling	Ambient	Min.~Max.	°CDB	-5~46						
	Heating	Ambient	Min.~Max.	°CWB	-15~15.5						
Refrigerant	Type/Charge kg-TCO^{2}Eq/GWP				R-410A/2.75/5.7/2,087.5	R-410A/2.9/6.1/2,087.5		R-410A/4.0/8.4/2,087.5	R-410A/2.9/6.1/2,087.5		R-410A/4.0/8.4/2,087.5
Piping connections	Liquid	OD		mm	9.52						
	Gas	OD		mm	15.9						
	Piping length	OU - IU	Max.	m	50						
		System	Equivalent	m	70						
			Chargeless	m	30						
	Additional refrigerant charge			kg/m	See installation manual						
	Level difference	IU - OU	Max.	m	30.0						
Power supply	Phase / Frequency / Voltage			Hz / V	1~ / 50 / 220-240				3N~ / 50 / 380-415		
Current - 50Hz	Maximum fuse amps (MFA)			A	20	32			16		20

(1) EER/COP according to Eurovent 2012, for use outside EU only (2) MFA is used to select the circuit breaker and the ground fault circuit interrupter (earth leakage circuit breaker). For more detailed information on each combination, please refer to the electrical data drawing.

Seasonal Smart

4-way blow ceiling suspended unit

Unique Daikin unit for high rooms with no false ceilings nor free floor space

Combination with Seasonal Smart ensures best in class quality, highest efficiency and performance

- Even rooms with ceilings up to 3.5m can be heated up or cooled down very easily without capacity loss
- Individual flap control: flexibility to suit every room layout without changing the location of the unit!
- 5 different discharge angles between 0 and 60°can be programmed via the remote control

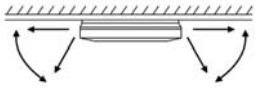

- Stylish unit blends easily with any interior. The flaps close entirely when the unit is not operating and there are no air intake grilles visible
- Optimum comfort guaranteed with automatic air flow adjustment to the required load
- No optional adapter needed for DIII-connection, link your unit into the wider building management system



FUQ-C



RZQG140L9V1//L(8)Y1



BRC1E52A-B, BRC7C58

- Standard drain pump with 500mm lift increases flexibility and installation speed

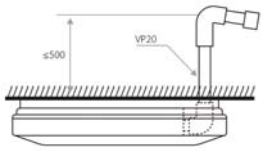

Efficiency data				FUQ + RZQG	71C + 71L9V1	100C + 100L9V1	125C + 125L9V1	71C + 71L8Y1	100C + 100L8Y1	125C + 125L8Y1
Cooling capacity	Nom.			kW	6.8	9.5	12.0	6.8	9.5	12.0
Heating capacity	Nom.			kW	7.5	10.8	13.5	7.5	10.8	13.5
Power input	Cooling	Nom.		kW	1.68	2.46	3.54	1.68	2.46	3.54
	Heating	Nom.		kW	1.84	2.73	3.95	1.84	2.73	3.95
Seasonal efficiency (according to EN14825)	Cooling	Energy label			A++		A+	A++		A+
		Pdesign		kW	6.80	9.50	12.00	6.8	9.5	12
		SEER			6.50	6.11	5.61	6.5	6.11	5.61
		Annual energy consumption		kWh	367	545	749	367	545	749
	Heating (Average climate)	Energy label			A+					
		Pdesign		kW	7.60	11.30	14.13	7.6	11.3	14.13
		SCOP			4.20	4.50	4.44	4.2	4.5	4.44
		Annual energy consumption		kWh	2,534	3,516	4,456	2,534	3,516	4,456
Nominal efficiency	EER				4.05	3.86	3.39	4.05	3.86	3.39
	COP				4.08	3.95	3.42	4.08	3.95	3.42
	Annual energy consumption			kWh	840	1,230	1,770	840	1,230	1,770
	Energy label	Cooling/Heating			A/A		A/B	A/A		A/B

Indoor unit				FUQ	71C	100C	125C	71C	100C	125C
Dimensions	Unit	HeightxWidthxDepth		mm	198x950x950					
Weight	Unit			kg	25	26		25	26	
Air filter	Type				Resin net with mold resistance					
Fan - Air flow rate	Cooling	High/Nom./Low		m^3/min	23/19.5/16	31/25.5/20	32.5/26.5/20.5	23/19.5/16	31/25.5/20	32.5/26.5/20.5
	Heating	High/Nom./Low		m^3/min	23/19.5/16	31/25.5/20	32.5/26.5/20.5	23/19.5/16	31/25.5/20	32.5/26.5/20.5
Sound power level	Cooling			dBA	59	64	65	59	64	65
	Heating			dBA	59	64	65	59	64	65
Sound pressure level	Cooling	High/Nom./Low		dBA	41/38/35	46/42/39	47/43/40	41/38/35	46/42/39	47/43/40
	Heating	High/Nom./Low		dBA	41/38/35	46/42/39	47/43/40	41/38/35	46/42/39	47/43/40
Control systems	Infrared remote control				BRC7C58					
	Wired remote control				BRC1D52 / BRC1E52A/B					
Power supply	Phase / Frequency / Voltage			Hz / V	1~ / 50/60 / 220-240/220					

Outdoor unit				RZQG	71L9V1	100L9V1	125L9V1	71L8Y1	100L8Y1	125L8Y1
Dimensions	Unit	HeightxWidthxDepth		mm	990x940x320	1,430x940x320		990x940x320	1,430x940x320	
Weight	Unit			kg	69	95		80	101	
Sound power level	Cooling			dBA	64	66	67	64	66	67
Sound pressure level	Cooling	Nom.		dBA	48	50	51	48	50	51
	Heating	Nom.		dBA	50	52	53	50	52	53
	Night quiet mode	Level 1		dBA	43	45		43	45	
Operation range	Cooling	Ambient	Min.~Max.	°CDB	-15~50					
	Heating	Ambient	Min.~Max.	°CWB	-20~15.5					
Refrigerant	Type/Charge kg-TCO^{2}Eq/GWP				R-410A/2.9/6.1/2,087.5	R-410A/4.0/8.4/2,087.5		R-410A/2.9/6.1/2,087.5	R-410A/4.0/8.4/2,087.5	
Piping connections	Liquid	OD		mm	9.52					
	Gas	OD		mm	15.9					
	Piping length	OU - IU	Max.	m	50	75		50	75	
		System	Equivalent	m	70	90		70	90	
			Chargeless	m	30					
	Additional refrigerant charge			kg/m	See installation manual					
	Level difference	IU - OU	Max.	m	30.0					
Power supply	Phase / Frequency / Voltage			Hz / V	1~ / 50 / 220-240			3N~ / 50 / 380-415		
Current - 50Hz	Maximum fuse amps (MFA)			A	20	32		20	32	

(1) EER/COP according to Eurovent 2012, for use outside EU only (2) MFA is used to select the circuit breaker and the ground fault circuit interrupter (earth leakage circuit breaker). For more detailed information on each combination, please refer to the electrical data drawing.

Seasonal Classic

Wall mounted unit

For rooms with no false ceilings nor free floor space

Combination with Seasonal Classic ensures good value for money for all types of commercial applications

- Flat, stylish front panel blends easily within any interior décor and is easier to clean
- Can easily be installed in both new and refurbishment projects
- Reduced energy consumption thanks to specially developed DC fan motor
- The air is comfortably spread up- and downwards thanks to 5 different discharge angles that can be programmed via the remote control
- Maintenance operations can be performed easily from the front of the unit
- Flexible to install as the largest casing only weighs 17kg and piping connection can be done at the bottom, left or right of the unit
- Optimum comfort guaranteed with automatic air-flow volume control as this minimises the difference between room and required temperature. No action required from occupants to meet the desired temperature.
- No optional adapter needed for DIII-connection, link your unit into the wider building management system.

Efficiency data				**FAQ + RZQSG**	**71C + 71L3V1**	**100C + 100L9V1**	**100C + 100L8Y1**
Cooling capacity	Nom.			kW	6.8	9.5	
Heating capacity	Nom.			kW	7.5	10.8	
Power input	Cooling	Nom.		kW	2.12	3.16	
	Heating	Nom.		kW	2.08	3.17	
Seasonal efficiency (according to EN14825)	Cooling	Energy label			A+		
		Pdesign		kW	6.80	9.50	
		SEER			6.05	5.61	
		Annual energy consumption		kWh	393	593	
	Heating (Average climate)	Energy label			A	A+	
		Pdesign		kW	6.00	6.81	
		SCOP			3.90	4.01	
		Annual energy consumption		kWh	2,155	2,378	
Nominal efficiency	EER				3.21	3.01	
	COP				3.61	3.41	
	Annual energy consumption			kWh	1,060	1,580	
	Energy label	Cooling/Heating			A/A	B/B	

Indoor unit				**FAQ**	**71C**	**100C**
Dimensions	Unit	HeightxWidthxDepth		mm	290x1,050x238	340x1,200x240
Weight	Unit			kg	13	17
Fan - Air flow rate	Cooling	High/Nom./Low		m^3/min	18/16/14	26/23/19
	Heating	High/Nom./Low		m^3/min	18/16/14	26/23/19
Sound power level	Cooling			dBA	61	65
	Heating			dBA	61	65
Sound pressure level	Cooling	High/Nom./Low		dBA	45/42/40	49/45/41
	Heating	High/Nom./Low		dBA	45/42/40	49/45/41
Control systems	Infrared remote control				BRC7EB518	
	Wired remote control				BRC1D52 / BRC1E52A/B	
Power supply	Phase / Frequency / Voltage			Hz / V	1~ / 50/60 / 220-240/220	

Outdoor unit				**RZQSG**	**71L3V1**	**100L9V1**	**100L8Y1**
Dimensions	Unit	HeightxWidthxDepth		mm	770x900x320	990x940x320	
Weight	Unit			kg	67	72	82
Sound power level	Cooling			dBA	65	70	69
Sound pressure level	Cooling	Nom./Silent operation		dBA	49/47	53/-	
	Heating	Nom.		dBA	51	57	
	Night quiet mode	Level 1		dBA	-	49	
Operation range	Cooling	Ambient	Min.~Max.	°CDB	-15.0~46	-15~46	
	Heating	Ambient	Min.~Max.	°CWB	-15~15.5		
Refrigerant	Type/Charge kg-TCO^{2}Eq/GWP				R-410A/2.75/5.7/2,087.5	R-410A/2.9/6.1/2,087.5	
Piping connections	Liquid	OD		mm	9.52		
	Gas	OD		mm	15.9		
	Piping length	OU - IU	Max.	m	50		
		System	Equivalent	m	70		
			Chargeless	m	30		
	Additional refrigerant charge			kg/m	See installation manual		
	Level difference	IU - OU	Max.	m	15	30.0	
Power supply	Phase / Frequency / Voltage			Hz / V	1~ / 50 / 220-240		3N~ / 50 / 380-415
Current - 50Hz	Maximum fuse amps (MFA)			A	20	32	16

(1) EER/COP according to Eurovent 2012, for use outside EU only (2) MFA is used to select the circuit breaker and the ground fault circuit interrupter (earth leakage circuit breaker). For more detailed information on each combination, please refer to the electrical data drawing.

Wall mounted unit

For rooms with no false ceilings nor free floor space

› Combination with Seasonal Smart ensures best in class quality, highest efficiency and performance



Efficiency data				FAQ + RZQG	71C + 71L9V1	100C + 100L9V1	71C + 71L8Y1	100C + 100L8Y1
Cooling capacity	Nom.			kW	6.8	9.5	6.8	9.5
Heating capacity	Nom.			kW	7.5	10.8	7.5	10.8
Power input	Cooling	Nom.		kW	2.00	2.63	2.00	2.63
	Heating	Nom.		kW	2.03	3.00	2.03	3.00
Seasonal efficiency (according to EN14825)	Cooling	Energy label			A++			
		Pdesign		kW	6.80	9.50	6.8	9.5
		SEER			6.51	6.11	6.51	6.11
		Annual energy consumption		kWh	366	545	366	545
	Heating (Average climate)	Energy label			A+			
		Pdesign		kW	6.33	10.20	6.33	10.2
		SCOP			4.02	4.01	4.02	4.01
		Annual energy consumption		kWh	2,205	3,562	2,205	3,562
Nominal efficiency	EER				3.40	3.62	3.40	3.62
	COP				3.70	3.61	3.70	3.61
	Annual energy consumption			kWh	1,000	1,315	1,000	1,315
	Energy label	Cooling/Heating			A/A			

Indoor unit				FAQ	71C	100C
Dimensions	Unit	HeightxWidthxDepth		mm	290x1,050x238	340x1,200x240
Weight	Unit			kg	13	17
Fan - Air flow rate	Cooling	High/Nom./Low		m^3/min	18/16/14	26/23/19
	Heating	High/Nom./Low		m^3/min	18/16/14	26/23/19
Sound power level	Cooling			dBA	61	65
	Heating			dBA	61	65
Sound pressure level	Cooling	High/Nom./Low		dBA	45/42/40	49/45/41
	Heating	High/Nom./Low		dBA	45/42/40	49/45/41
Control systems	Infrared remote control				BRC7EB518	
	Wired remote control				BRC1D52 / BRC1E52A/B	
Power supply	Phase / Frequency / Voltage			Hz / V	1~ / 50/60 / 220-240/220	

Outdoor unit				RZQG	71L9V1	100L9V1	71L8Y1	100L8Y1
Dimensions	Unit	HeightxWidthxDepth		mm	990x940x320	1,430x940x320	990x940x320	1,430x940x320
Weight	Unit			kg	69	95	80	101
Sound power level	Cooling			dBA	64	66	64	66
Sound pressure level	Cooling	Nom.		dBA	48	50	48	50
	Heating	Nom.		dBA	50	52	50	52
	Night quiet mode	Level 1		dBA	43	45	43	45
Operation range	Cooling	Ambient	Min.~Max.	°CDB	-15~50			
	Heating	Ambient	Min.~Max.	°CWB	-20~15.5			
Refrigerant	Type/Charge kg-TCO^{2}Eq/GWP				R-410A/2.9/6.1/2,087.5	R-410A/4.0/8.4/2,087.5	R-410A/2.9/6.1/2,087.5	R-410A/4.0/8.4/2,087.5
Piping connections	Liquid	OD		mm	9.52			
	Gas	OD		mm	15.9			
	Piping length	OU - IU	Max.	m	50	75	50	75
		System	Equivalent	m	70	90	70	90
			Chargeless	m	30			
	Additional refrigerant charge			kg/m	See installation manual			
	Level difference	IU - OU	Max.	m	30.0			
Power supply	Phase / Frequency / Voltage			Hz / V	1~ / 50 / 220-240		3N~ / 50 / 380-415	
Current - 50Hz	Maximum fuse amps (MFA)			A	20	32	20	32

(1) EER/COP according to Eurovent 2012, for use outside EU only (2) MFA is used to select the circuit breaker and the ground fault circuit interrupter (earth leakage circuit breaker). For more detailed information on each combination, please refer to the electrical data drawing.

Seasonal Classic

Floor standing unit

For commercial spaces with high ceilings

Combination with Seasonal Classic ensures good value for money for all types of commercial applications

- Ideal solution for commercial and busy environments
- Decrease of temperature variation by automatic fan speed selection or freely selectable 3-step fan speed.
- Improved comfort as a result of better airflow distribution from the vertical out blow which allows manual adjustment of air outlet blades at the top of the unit.
- Selectable horizontal out blow to better suit the layout of the room (via wired remote controller BRC1E52)
- No optional adapter needed for DIII-connection, link your unit into the wider building management system.

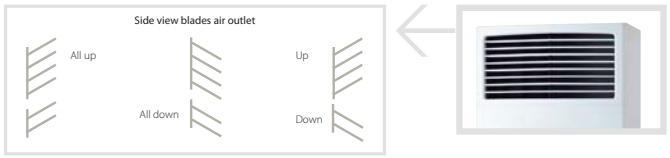

Efficiency data				FVQ + RZQSG	71C + 71L3V1	100C + 100L9V1	125C + 125L9V1	140C + 140L9V1	100C + 100L8Y1	125C + 125L8Y1	140C + 140LY1
Cooling capacity	Nom.			kW	6.8	9.5	12.0	13.4	9.5	12.0	13.4
Heating capacity	Nom.			kW	7.5	10.8	13.5	15.5	10.8	13.5	15.5
Power input	Cooling	Nom.		kW	2.12	2.96	4.27	4.45	2.96	4.27	4.45
	Heating	Nom.		kW	2.08	2.99	3.96	4.54	2.99	3.96	4.54
Seasonal efficiency (according to EN14825)	Cooling	Energy label			A			-	A		-
		Pdesign		kW	6.80	9.50	12.00	-	9.5	12	-
		SEER			5.50			-	5.5		-
		Annual energy consumption		kWh	433	605	764	-	605	764	-
	Heating (Average climate)	Energy label			A	A+	A	-	A+	A	-
		Pdesign		kW	6.33	7.60		-	7.6		-
		SCOP			3.86	4.01	3.85	-	4.01	3.85	-
		Annual energy consumption		kWh	2,296	2,654	2,764	-	2,654	2,764	-
Nominal efficiency	EER				3.21		2.81	3.01	3.21	2.81	3.01
	COP				3.61		3.41		3.61	3.41	
	Annual energy consumption			kWh	1,060	1,480	2,135	2,225	1,480	2,135	2,225
	Energy label	Cooling/Heating			A/A		A/B	-	A/A	C/B	-

Indoor unit				FVQ	71C	100C	125C	140C	100C	125C	140C
Dimensions	Unit	HeightxWidthxDepth		mm	1,850x600x270	1,850x600x350					
Weight	Unit			kg	39	47					
Air filter	Type				Resin net with mold resistance						
Fan - Air flow rate	Cooling	High/Nom./Low		m^3/min	18/16/14	28/25/22	28/26/24	30/28/26	28/25/22	28/26/24	30/28/26
	Heating	High/Nom./Low		m^3/min	18/16/14	28/25/22	28/26/24	30/28/26	28/25/22	28/26/24	30/28/26
Sound power level	Cooling			dBA	55	62	63	65	62	63	65
	Heating			dBA	55	62	63	65	62	63	65
Sound pressure level	Cooling	High/Nom./Low		dBA	43/41/38	50/47/44	51/48/46	53/51/48	50/47/44	51/48/46	53/51/48
	Heating	High/Nom./Low		dBA	43/41/38	50/47/44	51/48/46	53/51/48	50/47/44	51/48/46	53/51/48
Control systems	Wired remote control				BRC1D52 / BRC1E52A/B						
Power supply	Phase / Frequency / Voltage			Hz / V	1~ / 50/60 / 220-240/220						

Outdoor unit				RZQSG	71L3V1	100L9V1	125L9V1	140L9V1	100L8Y1	125L8Y1	140LY1
Dimensions	Unit	HeightxWidthxDepth		mm	770x900x320	990x940x320		1,430x940x320	990x940x320		1,430x940x320
Weight	Unit			kg	67	72	74	95	82		101
Sound power level	Cooling			dBA	65	70		69		70	69
Sound pressure level	Cooling	Nom./Silent operation		dBA	49/47	53/-	54/-	53/-		54/-	53/-
	Heating	Nom.		dBA	51	57	58	54	57	58	54
	Night quiet mode	Level 1		dBA	-	49					
Operation range	Cooling	Ambient	Min.~Max.	°CDB	-15.0~46	-15~46					
	Heating	Ambient	Min.~Max.	°CWB	-15~15.5						
Refrigerant	Type/Charge kg-TCO^{2}Eq/GWP				R-410A/2.75/5.7/2,087.5	R-410A/2.9/6.1/2,087.5		R-410A/4.0/8.4/2,087.5	R-410A/2.9/6.1/2,087.5		R-410A/4.0/8.4/2,087.5
Piping connections	Liquid	OD		mm	9.52						
	Gas	OD		mm	15.9						
	Piping length	OU - IU	Max.	m	50						
		System	Equivalent	m	70						
			Chargeless	m	30						
	Additional refrigerant charge			kg/m	See installation manual						
	Level difference	IU - OU	Max.	m	15	30.0					
Power supply	Phase / Frequency / Voltage			Hz / V	1~ / 50 / 220-240				3N~ / 50 / 380-415		
Current - 50Hz	Maximum fuse amps (MFA)			A	20	32			16		20

(1) EER/COP according to Eurovent 2012, for use outside EU only (2) MFA is used to select the circuit breaker and the ground fault circuit interrupter (earth leakage circuit breaker). For more detailed information on each combination, please refer to the electrical data drawing.

Seasonal Smart

Floor standing unit

For commercial spaces with high ceilings

Combination with Seasonal Smart ensures best in class quality, highest efficiency and performance



FVQ71C



RZQG100-125-140L9V1/L(8)Y1



BRC1E52A-B

Efficiency data				FVQ + RZQG	71C + 71L9V1	100C + 100L9V1	125C + 125L9V1	140C + 140L9V1	71C + 71L8Y1	100C + 100L8Y1	125C + 125L8Y1	140C + 140LY1
Cooling capacity	Nom.			kW	6.8	9.5	12.0	13.4	6.8	9.5	12.0	13.4
Heating capacity	Nom.			kW	7.5	10.8	13.5	15.5	7.5	10.8	13.5	15.5
Power input	Cooling	Nom.		kW	2.02	2.49	3.74	4.17	2.02	2.49	3.74	4.17
	Heating	Nom.		kW	2.06	2.61	3.65	4.30	2.06	2.61	3.65	4.30
Seasonal efficiency (according to EN14825)	Cooling	Energy label			A++	A+		-	A++	A+		-
		Pdesign		kW	6.80	9.50	12.00	-	6.8	9.5	12	-
		SEER			6.31	5.61		-	6.31	5.61		-
		Annual energy consumption		kWh	378	593	749	-	378	593	749	-
	Heating (Average climate)	Energy label			A+		A	-	A+		A	-
		Pdesign		kW	6.33	11.30		-	6.33	11.3		-
		SCOP			4.05	4.20	3.87	-	4.05	4.2	3.87	-
		Annual energy consumption		kWh	2,189	3,767	4,088	-	2,189	3,767	4,088	-
Nominal efficiency	EER				3.37	3.81	3.21		3.37	3.81	3.21	
	COP				3.64	4.14	3.70	3.61	3.64	4.14	3.70	3.61
	Annual energy consumption			kWh	1,010	1,245	1,870	2,085	1,010	1,245	1,870	2,085
	Energy label	Cooling/Heating			A/A			-	A/A			-

Indoor unit				FVQ	71C	100C	125C	140C	71C	100C	125C	140C
Dimensions	Unit	HeightxWidthxDepth		mm	1,850x600x270	1,850x600x350			1,850x600x270	1,850x600x350		
Weight	Unit			kg	39	47			39	47		
Air filter	Type				Resin net with mold resistance							
Fan - Air flow rate	Cooling	High/Nom./Low		m^3/min	18/16/14	28/25/22	28/26/24	30/28/26	18/16/14	28/25/22	28/26/24	30/28/26
	Heating	High/Nom./Low		m^3/min	18/16/14	28/25/22	28/26/24	30/28/26	18/16/14	28/25/22	28/26/24	30/28/26
Sound power level	Cooling			dBA	55	62	63	65	55	62	63	65
	Heating			dBA	55	62	63	65	55	62	63	65
Sound pressure level	Cooling	High/Nom./Low		dBA	43/41/38	50/47/44	51/48/46	53/51/48	43/41/38	50/47/44	51/48/46	53/51/48
	Heating	High/Nom./Low		dBA	43/41/38	50/47/44	51/48/46	53/51/48	43/41/38	50/47/44	51/48/46	53/51/48
Control systems	Wired remote control				BRC1D52 / BRC1E52A/B							
Power supply	Phase / Frequency / Voltage			Hz / V	1~ / 50/60 / 220-240/220							

Outdoor unit				RZQG	71L9V1	100L9V1	125L9V1	140L9V1	71L8Y1	100L8Y1	125L8Y1	140LY1
Dimensions	Unit	HeightxWidthxDepth		mm	990x940x320	1,430x940x320			990x940x320	1,430x940x320		
Weight	Unit			kg	69	95			80	101		
Sound power level	Cooling			dBA	64	66	67	69	64	66	67	69
Sound pressure level	Cooling	Nom.		dBA	48	50	51	52	48	50	51	52
	Heating	Nom.		dBA	50	52	53		50	52	53	
	Night quiet mode	Level 1		dBA	43	45			43	45		
Operation range	Cooling	Ambient	Min.~Max.	°CDB	-15~50							
	Heating	Ambient	Min.~Max.	°CWB	-20~15.5							
Refrigerant	Type/Charge kg-TCO^{2}Eq/GWP				R-410A/2.9/6.1/2,087.5	R-410A/4.0/8.4/2,087.5			R-410A/2.9/6.1/2,087.5	R-410A/4.0/8.4/2,087.5		
Piping connections	Liquid	OD		mm	9.52							
	Gas	OD		mm	15.9							
	Piping length	OU - IU	Max.	m	50	75			50	75		
		System	Equivalent	m	70	90			70	90		
			Chargeless	m	30							
	Additional refrigerant charge			kg/m	See installation manual							
	Level difference	IU - OU	Max.	m	30.0							
Power supply	Phase / Frequency / Voltage			Hz / V	1~ / 50 / 220-240				3N~ / 50 / 380-415			
Current - 50Hz	Maximum fuse amps (MFA)			A	20	32			20	32		

(1) EER/COP according to Eurovent 2012, for use outside EU only (2) MFA is used to select the circuit breaker and the ground fault circuit interrupter (earth leakage circuit breaker). For more detailed information on each combination, please refer to the electrical data drawing.

Concealed floor standing unit

Designed to be concealed in walls

› Ideal for installation in offices, hotels and residential applications
› Discretely concealed in the ceiling: only the suction and discharge grilles are visible
› Its low height (620 mm) enables the unit to fit perfectly beneath a window
› Requires very little installation space as the depth is only 200 mm

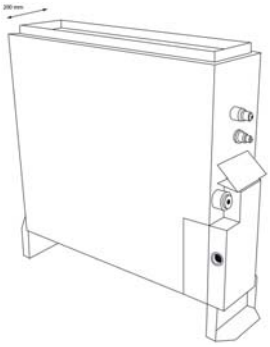

› High ESP allows flexible installation



Efficiency data				FNQ + RXS	25A + 25L3	35A + 35L3	50A + 50L	60A + 60L
Cooling capacity	Nom.			kW	2.6	3.4	5.0	6.0
Heating capacity	Nom.			kW	3.20	4.00	5.80	7.00
Power input	Cooling	Nom.		kW	0.69	1.11	1.49	2.24
	Heating	Nom.		kW	0.80	1.15	1.74	2.25
Seasonal efficiency (according to EN14825)	Cooling	Energy label				A+		A
		Pdesign		kW	2.60	3.40	5.00	6.00
		SEER			5.63	5.65	5.72	5.51
		Annual energy consumption		kWh	162	211	306	381
	Heating (Average climate)	Energy label				A+		
		Pdesign		kW	2.80	2.90	4.00	4.60
		SCOP			4.24	4.05	4.09	4.16
		Annual energy consumption		kWh	925	1,002	1,369	1,548
Nominal efficiency	EER				3.77	3.06	3.35	2.68
	COP				4.00	3.48	3.34	3.11
	Annual energy consumption			kWh	345	556	746	1,119
	Energy label	Cooling/Heating			A/A	B/B	A/C	D/D

Indoor unit				FNQ	25A	35A	50A	60A
Dimensions	Unit	HeightxWidthxDepth		mm	720 (2)x750x200		720 (2)x1,150x200	
Weight	Unit			kg	23		30	
Air filter	Type				Resin net with mold resistance			
Fan - Air flow rate	Cooling	High/Nom./Low		m^3/min	8.7/8/7.3		16.0/14.8/13.5	
	Heating	High/Nom./Low		m^3/min	8.7/8/7.3		16.0/14.8/13.5	
Fan - External static pressure	High/Nom.			Pa	48/30		49/40	
Sound power level	Cooling			dBA	53		56	
Sound pressure level	Cooling	High/Nom./Low		dBA	33/31/28		36/33/30	
	Heating	High/Nom./Low		dBA	33/31/28		36/33/30	
Control systems	Infrared remote control				BRC4C65			
	Wired remote control				BRC1E52A/B / BRC1D52			
Power supply	Phase / Frequency / Voltage			Hz / V	1~ / 50/60 / 220-240/220			

Outdoor unit				RXS	25L3	35L3	50L	60L
Dimensions	Unit	HeightxWidthxDepth		mm	550x765x285		735x825x300	
Weight	Unit			kg	34		47	48
Sound power level	Cooling			dBA	59	61	62	
	Heating			dBA	59	61	62	
Sound pressure level	Cooling	High/Low/Silent operation		dBA	46/-/43	48/-/44	48/44/-	49/46/-
	Heating	High/Low/Silent operation		dBA	47/-/44	48/-/45	48/45/-	49/46/-
Operation range	Cooling	Ambient	Min.~Max.	°CDB	-10~46			
	Heating	Ambient	Min.~Max.	°CWB	-15~18			
Refrigerant	Type/Charge kg-TCO^{2}Eq/GWP				R-410A/1.0/2.1/2,087.5	R-410A/1.2/2.5/2,087.5	R-410A/1.7/3.5/2,087.5	R-410A/1.5/3.1/2,087.5
Piping connections	Liquid	OD		mm	6.35			
	Gas	OD		mm	9.5		12.7	
	Piping length	OU - IU	Max.	m	20		30	
		System	Chargeless	m	10			
	Additional refrigerant charge			kg/m	0.02 (for piping length exceeding 10m)			
	Level difference	IU - OU	Max.	m	15		20.0	
Power supply	Phase / Frequency / Voltage			Hz / V	1~ / 50 / 220-240		1~ / 50 / 220-230-240	
Current - 50Hz	Maximum fuse amps (MFA)			A	16		20	

(1) EER/COP according to Eurovent 2012, for use outside EU only (2) Dimensions indoor unit include installation legs (3) MFA is used to select the circuit breaker and the ground fault circuit interrupter (earth leakage circuit breaker). For more detailed information on each combination, please refer to the electrical data drawing.

Sky Air

Outdoor units & Rooftops

Products overview outdoor units 210

Benefits overview outdoor units 210

Why choose Seasonal Smart 212

Pair, Twin, Triple, double twin applications 214
RZQSG-L3/9V1/L(8)Y1 215
RZQG-L9V1/L(8)Y1 216
RZQ-C 217

R-32 Pair application 218
RZAG-LV1 218

Pair applications 219
AZQS-B(8)V1/BY1 219

Rooftops 220

UATYQ-CY1 220
UATYP-AY1(B) 221

Options & accessories 222

For latest data, please consult my.daikin.eu

Products overview Sky Air

Pair, twin, triple & double twin application

System	Type	Model	Product name	
Air cooled	Heat pump	Seasonal Smart R-32 - Industry leading technology extended with R-32 range - 68% lower GWP compared to R-410A products - 12% lower refrigerant charge compared to R-410A products - Minimum 5% more efficient when compared to R-410A products - Quiet mode: set via the remote control for example during night time, ... - Re-use technology - Operation range down to -20°C in heating and down to -15°C in cooling - Variable Refrigerant Temperature	RZAG-LV1 NEW	
		Seasonal Smart - Industry leading technology for commercial applications and server rooms, Telecom shelters, laboratories and IT applicationss - Top efficient outdoor units - Variable Refrigerant Temperature - Maximum piping length up to 75m - Re-use technology - Maximum piping length up to 50m - Extended operation range down to -20°C in heating and down to -15°C in cooling - Pair, twin, triple and double twin application	RZQG-L9V1	
			RZQG-L(8)Y1	
		Seasonal Classic - Technology and comfort combined for commercial applications - Top efficient outdoor units - Re-use technology - Operation range down to -15°C both cooling and in heating - Pair, twin, triple and double twin application	RZQSG-L3/L9V1	
			RZQSG-L(8)Y1	
		Super Inverter - Packaged system for commercial applications - For large commercial applications - Re-use technology - Pair, twin, triple and double twin applications	RZQ-C	
		Standard outdoor unit - Ideal solution for busy environments and small shops - Easy-to-mount outdoor units: roof, terrace or wall - Outdoor units with swing or scroll compressor - Exclusively offered for pair applications	AZQS-B8V1	
			AZQS-BY1	

Products overview Rooftops

Rooftops

System	Type	Model	Product name	Refrigerant	
Air cooled	Heat pump	Rooftop Unit - Plug and play' for easy installation - High efficiency - Compact unit - Factory pre-charged refrigerant - Belt driven fan	UATYP-AY1(B)	R-407C	
		Rooftop Unit - Plug and play' for easy installation - High efficiency - Free cooling and fresh air intake possible - Field convertible return and supply air - Factory pre-charged refrigerant - Belt driven fan	UATYQ-CY1	R-410A	

Capacity class (kW)

71	100	125	140	200	250
●	●	●	●		
●	●	●	●		
●	●	●	●		
●	●	●	●		
	●	●	●		
				●	●
●	●	●	●		
	●	●	●		

Capacity (class)

250	350	450	550	600	700	850	1000	1200
						●	●	●
●	●	●	●	●	●			



Seasonal Smart: The premium solution

RZQG-L9V1/L(8)Y1

Daikin is leading the way towards more efficient and cost-effective comfort solutions with its Sky Air product range

Why choose Seasonal Smart?

- ☑ Best in class quality
- ☑ Highest seasonal efficiency values when compared with other systems under the same test conditions
- ☑ Advanced and leading technologies
- ☑ Flexible as no other





Top seasonal efficiency

- Inverter control logic optimises efficiency
- Efficiency is enhanced even further thanks to the Variable Refrigerant Temperature settings
- Using a highly efficient swing compressor
- Losses are reduced in standby mode
- A++ label both in heating and cooling FCQHG71/100F + RZQG71/100L9V1

Advanced and leading technologies

- Variable Refrigerant Temperature to suit application requirements better: eliminating cold draughts by varying the evaporating temperature.

Flexible as no other

- Reliable, efficient and flexible solution offered to meet the demanding needs of infrastructure cooling environments
- Long pipe runs (up to 75m)
- Wide operation range for cooling (down to 15°C) and for heating (down to -20°C)
- Replacement technology: re-use of existing pipework of R-22 and R-407C systems
- Wide range of indoor units connectable: wall mounted, concealed ceiling, cassette ...

Benefits for the installer

Whatever the installation requirements or restrictions, Seasonal Smart will be able to meet them thanks to:

- R-22/R-407C replacement technology
- Wide operation range for cooling (down to -15°C) to suit even infrastructure cooling applications
- Wide operation range for heating (down to -20°C) to be able to deliver heating in the most severe winters.
- Long pipe runs of up to 75m
- Easy accessibility to the gas cooled PCB (L9V1)
- Easy to install discreetly against the wall thanks to the limited depth of the unit
- Wide range of indoor units available

Benefits for the consultant

- Market leader in terms of seasonal efficiency. The unit operates extremely efficiently throughout the whole summer and winter.
- R-22/R-407C replacement technology: delivering major energy savings, rapid payback and cost-effective upgrade solution with minimum downtime
- This system has been optimised to perform well in the most severe conditions.
- Wide range of indoor units available to suit buildings with or without false ceilings

Benefits for the end user

- Market leader in terms of seasonal efficiency which reduces your customers' electricity bills to a minimum all year round
- Possibility to reduce sound level via settings on the remote controller
- Wide range of stylish, comfortable and silent indoor units available
- Possibility of integrating the unit into a Building Management system
- Reliable system in all weather conditions

Twin, triple and double twin applications



The benefits

Air conditioning in long or irregularly shaped rooms
A twin/triple/double twin application allows up to 4 indoor units to operate in L-shaped, U-shaped or long rooms powered by a single outdoor unit.
All indoor units are controlled at the same time.

The widest choice
Different types of indoor units - wall mounted, concealed celling, cassettes etc - can be selected for twin/triple/double twin application

Ideal comfort in every part of the room
Delivery of optimal efficiency and conform in each part of a long or irregularly shaped room.

Benefits for the installer

› Less piping required as all indoor units can be connected to one single outdoor unit

Benefits for the consultant

› Ideal solution for long or irregularly shaped rooms
› Up to 4 indoor units can be connected to a single outdoor unit
› The air flow is evenly spread into the area as smaller indoor units are installed on different locations in the room

Benefits for the end user

› All indoor units are controlled at the same time and via 1 single wired remote controller
› Only 1 outdoor unit standing on a roof, terrace or against an outside wall to control up to 4 indoor units
› Same comfortable feeling through the entire room



Seasonal Classic



Seasonal Smart



Super Inverter



Seasonal Classic

Pair, Twin, Triple, double twin

Technology and comfort combined for commercial applications

› Top efficiency:
- Energy labels up to A++ (cooling) /A+ (heating) for RZQG71/100L9V1 + FCQG71/100F
- compressor that offers substantial efficiency improvements
- control logic that optimises efficiency at the most frequently encountered operating conditions and that optimises the auxiliary modes (when the unit is not active)
- heat exchangers that optimise the refrigerant flow at the most frequent operating conditions (temperature and load)
- via improved nominal performances

› Re-use of existing R-22 or R-407C technology

› Guarantees operation in both heating and cooling mode down to -15°C
› With a gas cooled PCB reliable cooling is guaranteed as it is not influenced by ambient temperature
› Maximum piping length up to 50m, minimum piping length is 5m.
› Outdoor units for pair, twin, triple, double twin application



RZQSG100-125L3/9V1/L(8)Y1

› Daikin outdoor units are neat, sturdy and can easily be mounted on a roof or terrace or simply placed against an outside wall
› Compatibility with D-BACS
› Units optimized for seasonal efficiency give an indication on how efficient an air conditioner operates over an entire heating or cooling season.

Twin, triple and double twin application

		FCQHG-F	FCQG-F				FFQ-C			FDXS-F(9)			FBQ-D				FHQ-C				FAQ-C	FNQ-A		
capacity class		71	35	50	60	71	35	50	60	35	50	60	35	50	60	71	35	50	60	71	71	35	50	60
RZQSG71L3V1			2				2			2			2				2					2		
RZQSG100L9V1	RZQSG100L8Y1		3	2			3	2		3	2		3	2			3	2				3	2	
RZQSG125L9V1	RZQSG125L8Y1		4	3	2		4	3	2	4	3	2	4	3	2		4	3	2			4	3	2
RZQSG140L9V1	RZQSG140LY1	2	4	3		2	4	3		4	3		4	3		2	4	3		2	2	4	3	

Outdoor unit				RZQSG	71L3V1	100L9V1	125L9V1	140L9V1	100L8Y1	125L8Y1	140LY1
Dimensions	Unit	HeightxWidthxDepth		mm	770x900x320	990x940x320		1,430x940x320	990x940x320		1,430x940x320
Weight	Unit			kg	67	72	74	95	82		101
Sound power level	Cooling			dBA	65	70		69		70	69
Sound pressure level	Cooling	Nom./Silent operation		dBA	49/47	53/-	54/-	53/-		54/-	53/-
	Heating	Nom.		dBA	51	57	58	54	57	58	54
	Night quiet mode	Level 1		dBA	-	49					
Operation range	Cooling	Ambient	Min.~Max.	°CDB	-15~46						
	Heating	Ambient	Min.~Max.	°CWB	-15~15.5						
Refrigerant	Type/Charge kg-TCO²Eq/GWP				R-410A/2.75/5.7/2,087.5	R-410A/2.9/6.1/2,087.5		R-410A/4.0/8.4/2,087.5	R-410A/2.9/6.1/2,087.5		R-410A/4.0/8.4/2,087.5
Piping connections	Liquid	OD		mm	9.52						
	Gas	OD		mm	15.9						
	Piping length	OU - IU	Max.	m	50						
		System	Equivalent	m	70						
			Chargeless	m	30						
	Additional refrigerant charge			kg/m	See installation manual						
	Level difference	IU - OU	Max.	m	15	30.0					
		IU - IU	Max.	m	0.5						
Power supply	Phase / Frequency / Voltage			Hz / V	1~ / 50 / 220-240				3N~ / 50 / 380-415		
Current - 50Hz	Maximum fuse amps (MFA)			A	20	32			16		20

(1) MFA is used to select the circuit breaker and the ground fault circuit interrupter (earth leakage circuit breaker). For more detailed information on each combination, please refer to the electrical data drawing.

RZQG-L9V1/L(8)Y1

Seasonal Smart

Pair, Twin, Triple, double twin

Industry leading technology for commercial applications and even for technical rooms

› Top efficiency:
- energy labels up to A++ in both cooling and heating
- compressor that offers substantial efficiency improvements
- control logic that optimises efficiency at the most frequently encountered operating conditions and that optimises the auxiliary modes (when the unit is not active)
- heat exchangers that optimise the refrigerant flow at the most frequent operating conditions (temperature and load)
- via improved nominal performances

› The perfect balance in efficiency and comfort thanks to Variable Refrigerant Temperature: top seasonal efficiency throughout most of the year and quick reaction speed on the hottest days.

Variable Refrigerant Temperature

› Suits high sensible, infrastructure cooling applications
› Re-use of existing R-22 or R-407C technology

› Extended operation range down to -20°C in heating and down to -15°C in cooling
› With a gas cooled PCB reliable cooling is guaranteed as it is not influenced by ambient temperature



RZQG140L9V1//(L(8)Y1

› Maximum piping length up to 75m, minimum piping length is 5m.
› Outdoor units for pair, twin, triple, double twin application
› Daikin outdoor units are neat, sturdy and can easily be mounted on a roof or terrace or simply placed against an outside wall
› Compatibility with D-BACS
› Units optimized for seasonal efficiency give an indication on how efficient an air conditioner operates over an entire heating or cooling season.

Twin, triple and double twin application

		FCQHG-F	FCQG-F				FFQ-C			FDXS-F (9)			FBQ-D				FHQ-C				FAQ-C	FUQ-C	FNQ-A		
capacity class		71	35	50	60	71	35	50	60	35	50	60	35	50	60	71	35	50	60	71	71	71	35	50	60
RZQG71L9V1	RZQG71L8Y1		2				2			2			2				2						2		
RZQG100L9V1	RZQG100L8Y1		3	2			3	2		3	2		3	2			3	2					3	2	
RZQG125L9V1	RZQG125L8Y1		4	3	2		4	3	2	4	3	2	4	3	2		4	3	2				4	3	2
RZQG140L9V1	RZQG140LY1	2	4	3		2	4	3		4	3		4	3		2	4	3		2	2	2	4	3	

Outdoor unit				RZQG	71L9V1	100L9V1	125L9V1	140L9V1	71L8Y1	100L8Y1	125L8Y1	140LY1
Dimensions	Unit	HeightxWidthxDepth		mm	990x940x320	1,430x940x320			990x940x320	1,430x940x320		
Weight	Unit			kg	69	95			80	101		
Sound power level	Cooling			dBA	64	66	67	69	64	66	67	69
Sound pressure level	Cooling	Nom.		dBA	48	50	51	52	48	50	51	52
	Heating	Nom.		dBA	50	52	53		50	52	53	
	Night quiet mode	Level 1		dBA	43	45			43	45		
Operation range	Cooling	Ambient	Min.~Max.	°CDB	-15~50							
	Heating	Ambient	Min.~Max.	°CWB	-20~15.5							
Refrigerant	Type/Charge kg-TCO^{2}Eq/GWP				R-410A/2.9/6.1/2,087.5	R-410A/4.0/8.4/2,087.5			R-410A/2.9/6.1/2,087.5	R-410A/4.0/8.4/2,087.5		
Piping connections	Liquid	OD		mm	9.52							
	Gas	OD		mm	15.9							
	Piping length	OU - IU	Max.	m	50	75			50	75		
		System	Equivalent	m	70	90			70	90		
			Chargeless	m	30							
	Additional refrigerant charge			kg/m	See installation manual							
	Level difference	IU - OU	Max.	m	30.0							
		IU - IU	Max.	m	0.5							
Power supply	Phase / Frequency / Voltage			Hz / V	1~ / 50 / 220-240				3N~ / 50 / 380-415			
Current - 50Hz	Maximum fuse amps (MFA)			A	20	32			20	32		

(1) MFA is used to select the circuit breaker and the ground fault circuit interrupter (earth leakage circuit breaker). For more detailed information on each combination, please refer to the electrical data drawing.

Pair, Twin, Triple, double twin

Packaged system for commercial applications

› Available as 20 and 25kW
› Re-use of existing R-22 or R-407C technology

› Guarantees operation in heating mode down to -15°C
› Standard night quiet mode
› Maximum piping length up to 100m
› Maximum installation height difference up to 30m
› Wide range of connectable indoor units



RZQ200-250C

Twin, triple and double twin application

	FCQG-F					FFQ-C		FDXS-F(9)		FBQ-D					FHQ-C					FUQ-C			FAQ-C		FDQ-C	FNQ-A	
capacity class	50	60	71	100	125	50	60	50	60	50	60	71	100	125	50	60	71	100	125	71	100	125	71	100	125	50	60
RZQ200C	4	3	3	2		4	3	4	3	4	3	3	2		4	3	3	2		3	2		3	2		4	3
RZQ250C		4			2		4		4		4			4		2			2			2			2		4

Outdoor unit				RZQ	200C	250C
Dimensions	Unit	HeightxWidthxDepth		mm	1,680x930x765	
Weight	Unit			kg	183	184
Sound power level	Cooling			dBA	78	
	Heating			dBA	78	
Sound pressure level	Nom.			dBA	57	
Operation range	Cooling	Ambient	Min.~Max.	°CDB	-5.0~46.0	
	Heating	Ambient	Min.~Max.	°CWB	-15.0~15.0	
Refrigerant	Type/Charge kg-TCO²Eq/GWP				R-410A/8.3/17.3/2,087.5	R-410A/9.3/19.4/2,087.5
Piping connections	Liquid	OD		mm	9.52	12.7
	Gas	OD		mm	22.20	
	Piping length	OU - IU	Max.	m	100	
	Level difference	IU - OU	Max.	m	-	
Power supply	Phase / Frequency / Voltage			Hz / V	3N~ / 50 / 380-415	
Current - 50Hz	Maximum fuse amps (MFA)			A	20	

(1) MFA is used to select the circuit breaker and the ground fault circuit interrupter (earth leakage circuit breaker). For more detailed information on each combination, please refer to the electrical data drawing.

R-32

Seasonal Smart

Industry leading technology with R-32 delivering optimal efficiency and comfort for commercial applications

- Daikin's Seasonal Smart range is the first R-32 light commercial range available in the European market
- 68% lower GWP compared to R-410A products
- 12% lower refrigerant charge compared to R-410A products
- Minimum 5% more efficient when compared to R-410A products
- Quiet mode: set via the remote control for example during night time, ...
- The perfect balance in efficiency and comfort thanks to Variable Refrigerant Temperature: top seasonal efficiency throughout most of the year and quick reaction speed on the hottest days.

Variable Refrigerant Temperature

- Re-use of existing R-22 or R-407C technology
- Extended operation range down to -20°C in heating and down to -15°C in cooling



RZQG140L9V1//(L(8)Y1

INVERTER

A

24/7

Outdoor unit				RZAG	*71LV1	*100LV1	*125LV1	*140LV1
Dimensions	Unit	HeightxWidthxDepth		mm	990x940x320	1,430x940x320		
Weight	Unit			kg	-			
Sound power level	Cooling			dBA	64	66	67	69
Sound pressure level	Cooling	Nom.		dBA	48	50	51	52
	Heating	Nom.		dBA	50	52	53	
Power supply	Phase / Frequency / Voltage			Hz / V	1~ / 50 / 220-240			
Operation range	Cooling	Ambient	Min.~Max.	°CDB	-15~50			
	Heating	Ambient	Min.~Max.	°CWB	-20~15.5			
Refrigerant	Type/Charge kg-TCO^{2}Eq/GWP				R-32/2.61/1.8/675	R-32/3.6/2.4/675		
Piping connections	Piping length	OU - IU	Max.	m	50	75		
		System	Chargeless	m	30			
	Level difference	IU - OU	Max.	m	30.0			
Current - 50Hz	Maximum fuse amps (MFA)			A	-			

*Note: blue cells contain preliminary data

Contains fluorinated greenhouse gases

Pair application

Ideal solution for busy environments and small shops

- Daikin outdoor units are neat, sturdy and can easily be mounted on a roof or terrace or simply placed against an outside wall
- With a gas cooled PCB reliable cooling is guaranteed as it is not influenced by ambient temperature
- Outdoor units are fitted with either a swing or scroll compressor, renowned for low noise and high energy efficiency
- Exclusively offered for pair applications (capacity from 71 up to 140)
- Units optimized for seasonal efficiency give an indication on how efficient an air conditioner operates over an entire heating or cooling season.



AZQS100-125B8V1/BY1

Pair application

	ACQ-D				ABQ-C				AHQ-C			
capacity class	71	100	125	140	71	100	125	140	71	100	125	140
AZQS-B(8)V1	v	v	v	v	v	v	v	v	v	v	v	v
AZQS-BY1		v	v	v		v	v	v		v	v	v

Outdoor unit				**AZQS**	**71BV1**	**100B8V1**	**125B8V1**	**140B8V1**	**100BY1**	**125BY1**	**140BY1**
Dimensions	Unit	HeightxWidthxDepth		mm	770x900x320	990x940x320		1,430x940x320	990x940x320		1,430x940x320
Weight	Unit			kg	67	72.8	74.3	94.9	82		101
Sound power level	Cooling			dBA	64	70	71	70		71	70
Sound pressure level	Cooling	Nom.		dBA	48	53	54	53		54	53
	Heating	Nom.		dBA	50	57	58	54	57	58	54
	Night quiet mode	Level 1		dBA	43	49					
Operation range	Cooling	Ambient	Min.~Max.	°CDB	-5~46						
	Heating	Ambient	Min.~Max.	°CWB	-15~15.5						
Refrigerant	Type/Charge kg-TCO^{2}Eq/GWP				R-410A/2.75/5.7/2,087.5	R-410A/2.9/6.1/2,087.5		R-410A/4.0/8.4/2,087.5	R-410A/2.9/6.1/2,087.5		R-410A/4.0/8.4/2,087.5
Piping connections	Liquid	OD		mm	9.52						
	Gas	OD		mm	15.9						
	Piping length	OU - IU	Max.	m	50						
		System	Equivalent	m	70						
			Chargeless	m	30						
	Additional refrigerant charge			kg/m	See installation manual						
	Level difference	IU - OU	Max.	m	30.0						
		IU - IU	Max.	m	-	0.5					
Power supply	Phase / Frequency / Voltage			Hz / V	1~ / 50 / 220-240				3N~ / 50 / 380-415		
Current - 50Hz	Maximum fuse amps (MFA)			A	20	32		40	16	20	25

(1) MFA is used to select the circuit breaker and the ground fault circuit interrupter (earth leakage circuit breaker). For more detailed information on each combination, please refer to the electrical data drawing.

Rooftop

- Easy to install 'plug and play' concept plus single installation configuration; no additional piping is required since indoor and outdoor sides are pre-connected
- High efficiency and reliable scroll compressor
- Wide operating range
- Flat top unit design allows maximum use of warehouse and container space
- Free cooling and fresh air intake possible with optional economiser
- Convertible return and supply air: fan can be mounted in two directions
- Factory pre-charged refrigerant ensures clean and efficient operation
- Belt driven fan enables air volume and static pressure to be adjusted as required.
- Adjustable fan pulley as standard to meet a wide range of supply air volumes and external static pressures
- Anti-corrosion treated coil



UATYQ-CY1



Remote control

Indoor unit					UATYQ	250CY1	350CY1	450CY1	550CY1	600CY1	700CY1	250CY1	450CY1
Cooling capacity	Nom.				kW	27.340	35.580	44.720	55.690	66.820	72.600	27.340	44.720
Heating capacity	Nom.				kW	24.910	34.790	41.790	53.930	61.690	69.610	24.910	41.790
Power input	Cooling	Nom.			kW	8.140	10.780	13.040	16.740	19.650	21.610	8.140	13.040
	Heating	Nom.			kW	7.330	10.840	12.860	15.540	18.580	21.420	7.330	12.860
EER						3.36	3.30	3.43	3.33	3.40	3.36		3.43
COP						3.40	3.21	3.25	3.47	3.32	3.25	3.40	3.25
Evaporator	Air flow rate	Cooling			m^3/min	93.6	121.8	160.2	189.6	206.7	235.02	93.6	160.2
	External static pressure				Pa	147			206			147	
Evaporator piping connections	Condensation drain size	OD			mm	25.4							
Condenser	Dimensions	Unit	Height		mm	1,150	1,028	1,130	1,048	1,302	1,454	1,150	1,130
			Width		mm	1,638	2,209					1,638	2,209
			Depth		mm	2,063	2,113		2,670			2,063	2,113
	Weight	Unit			kg	445	580	610	830	880	1,020	445	610
	Casing	Colour				Light grey							
	Air flow rate	Cooling			cfm	8,230	12,000	12,100	12,900	20,200	21,200	8,230	12,100
	Operation range	Cooling	Min.~Max.		°CDB	0~52							
		Heating	Min.~Max.		°CWB	-15~18							
	Sound pressure level	Nom.			dBA	68	64	65	68	70		68	65
	Sound power level	Nom.			dBA	82	83		87	90		82	83
	Refrigerant	Type				R-410A							
		Charge			kg	6.1	5.8	7.2	8.7	10.4	11.6	6.1	7.2
					TCO_2eq	12.7	12.1	15	18.2	21.7	24.2	12.7	15
		GWP				2,087.5							
Power supply	Phase/Frequency/Voltage				Hz/V	3~/50/380-415							

(1) All units are being tested and comply to ISO5151. | Sound pressure levels are measured according to JIS B 8616 standard | All performance calculations are strictly according to Eurovent standard

Economiser option

Indoor unit					ECONO	250AY1	350AY1	450AY1	550AY1	600AY1	700AY1
Dimensions	Packed unit	Height			mm	534					
		Width			mm	1,440	1,430		1,458		
		Depth			mm	1,144	1,124		1,564		
Weight	Unit				kg	51	42	43	53	54	69
Packing	Weight				kg	152	140	141	165	166	181
Fan	Air flow rate	Cooling	Nom.		l/s	1,560	2,030	2,670	3,160	3,445	3,917
					cfm	3,300	4,300	5,650	6,700	7,300	8,300
Power supply	Voltage				V	24 DC					
Option for						UATYQ250CY1	UATYQ350CY1	UATYQ450CY1	UATYQ550CY1	UATYQ600CY1	UATYQ700CY1
Test Standard						ISO 13253					

Rooftop

- Easy to install 'plug and play' concept plus single installation configuration; no additional piping is required since indoor and outdoor sides are pre-connected
- Factory pre-charged refrigerant ensures clean and efficient operation
- Belt driven fan enables air volume and static pressure to be adjusted as required.
- Flat top unit design allows maximum use of warehouse and container space
- High efficiency and reliable scroll compressor
- Anti-corrosion treated coil



UATYP-AY1(B)



Remote control

Indoor unit					UATYP	850AY1B	10AY1	12AY1
Cooling capacity	Nom.				kW	78.6	101.110	109.609
Heating capacity	Nom.				kW	87.78	102.290	126.314
Power input	Cooling	Nom.			kW	36.10	43.170	48.200
	Heating	Nom.			kW	32.10	41.670	46.800
EER						2.18	2.34	2.27
COP						2.73	2.45	2.70
Evaporator	Air flow rate	Cooling			m^3/min	263.33	312	354
	External static pressure				Pa	294		
Evaporator piping connections	Condensation drain size	OD			mm	25.40		
Condenser	Dimensions	Unit	Height		mm	1,735	1,974	
			Width		mm	2,250	2,252	
			Depth		mm	2,800	3,180	
	Weight	Unit			kg	1,350	1,510	1,600
	Casing	Colour				Light grey		
		Material				-	Electro-galvanised mild steel	
	Air flow rate	Cooling			cfm	-	20,000	
	Operation range	Cooling	Min.~Max.		°CDB	20~46		
		Heating	Min.~Max.		°CWB	-15~20		
	Sound power level	Nom.			dBA	-		
	Refrigerant	Type				R-407C		
		Charge			kg	9.6	13.5 / 20.0	20.0
					TCO_2eq	17	23.9	35.5
		GWP				1,773.9		
Power supply	Phase/Frequency/Voltage				Hz/V	3N~/50/380-415	3~/50/380-415	

(1) All units are being tested and comply to ISO5151. | Sound pressure levels are according to JIS B 8615 standard. Position of the measurement is 1m in front and 1m below the unit. | Designation based on cooling cycle.

Description	INDOOR UNITS							
	FCAHG-F R-32	FCQHG-F	FCQG-F	FFQ-C	ACQ-D	FDXS-F9	FDBQ-B	FBQ-D
DCC601A51 Centralised controller with cloud connection	✓	✓	✓	✓	-	✓	✓	✓
Wired remote control	BRC1D52 BRC1E52A (3) BRC1E52B (4) BRC1E53A/B/C		BRC1D52 BRC1E52A (3)(6) BRC1E52B (4)(6) BRC1E53A/B/C	BRC1D528 BRC1E52A (3)(6) BRC1E52B (4)(6) BRC1E53A/B/C	ARCWB	BRC1D52 BRC1E52A (3) BRC1E52B (4) BRC1E53A/B/C	BRC1D52 BRC1E52A (3) BRC1E52B (4) BRC1E53A/B/C	BRC1D52 BRC1E52A (3) BRC1E52B (4) BRC1E53A/B/C
BRC2E52C Simplified remote control (with operation mode selector button) (12)	✓	✓	✓	✓	-	✓	✓	✓
BRC3E52C Simplified remote control (without operation mode selector button) (12)	✓	✓	✓	✓	-	✓	✓	✓
DCM601A5A Intelligent touch manager	✓	✓	✓	✓	-	✓	✓	✓
Infrared remote control (heat pump)	BRC7FA532F (5)(10)		BRC7FA532F (5)(10)	BRC7EB530W (8) (9)(10) BRC7F530W (8) (9)(10) BRC7F530S (8) (9)(10)	-	BRC4C65	-	BRC4C65
DCS302C51 Centralised remote control (11)	✓	✓	✓	✓	-	-	-	✓
DCS301B51 Unified ON/OFF control (11)	✓	✓	✓	✓	-	-	-	✓
DST301B51 Schedule timer	✓	✓	✓	✓	-	-	-	✓
Adapter for wiring	-	-	-	-	-	-	-	-
Adapter for wiring (interlock for fresh air intake fan)	-	-	-	-	-	-	-	KRP1BA59
Adapter for external ON/OFF and monitoring/for electrical appendices (1)	KRP1B57 (5) KRP4A53 (5)		KRP1B57 KRP4A53 (5)	KRP1B57 KRP4A53 (5)	-	KRP4A54	-	KRP4A52 (14) KRP2A51 (14)
Adapter for wiring (hour meter) (1)(7)(14)	EKRP1C11 (5)		EKRP1C11 (5)	EKRP1B2 (13)	-	-	EKRP1B2 (13)	-
DTA112B51 Interface adapter for Sky Air	-	-	-	-	-	-	-	✓
Installation box for adapter PCB	KRP1H98 (5)(6)		KRP1H98 (5)(6)	KRP1B101 KRP1BA101	-	KRP1BA101	-	KRP1B101 KRP1BA101
NIM03 - R04084124324 Option PCB for group control	-	-	-	-	✓	-	-	-
Digital input adapter (1)(13)(14)	BRP7A53		BRP7A53	BRP7A53	-	-	BRP7A54	BRP7A51 (13)
EKRP1B2A Options PCB for external electrical heater, humidifier and/or hour meter (7)	-	-	-	-	-	-	-	✓
Mounting plate for adapter PCB	-	-	-	-	-	-	-	-
KRCS01-4 Remote sensor	✓	✓	✓	✓	-	✓	-	✓
Remote ON/OFF, forced OFF kit	-	-	-	-	-	-	-	-
KJB311A Electrical box with earth terminal (3 blocks)	✓	✓	✓	-	-	✓	-	-
KJB212A Electrical box with earth terminal (2 blocks)	✓	✓	✓	-	-	✓	-	-
KJB411A Electrical box with earth terminal	-	-	-	-	-	-	-	✓

Notes:
1) Installation box for adapter PCB is necessary;
2) Interface adapter for Sky Air series (DTA112B51) is necessary;
3) Including following languages: English, German, French, Italian, Spanish, Dutch, Greek, Russian, Turkish, Portuguese, Polish;
4) Including following languages: English, German, Czech, Croatian, Hungarian, Romanian, Slovenian, Bulgarian, Slovak, Serbian, Albanian;
5) Option not available in combination with BYCQ140*G;
6) Independently controllable flaps function not available in combination with RR and RQ models.;
7) Electrical heater, humidifier and hour meter are field supply. These parts should not be installed inside the equipment;
8) Sensing function is not available;
9) Independently controllable flaps function is not available;
10) With the infrared remote control, the individual flap control and automatic air volume control cannot be controlled;
11) Including following languages: pack 1: English, German, French, Dutch, Spanish, Italian, Portuguese with PC cable EKPCCAB3 in combination with the Updater PC software, you can additionally change the language to : language pack 2: English, Bulgarian, Croatian, Czech, Hungarian, Romanian and Slovenian. Language pack 3: English, Greek, Polish, Russian, Serbian, Slovak and Turkish.;
12) Only possible in combination with simplified remote control BRC2/3E52C;
13) These options require mounting plate KRP4A96, maximally 2 optional PCBs can be mounted.
14) When installing electrical heaters, an optional PCB for external electric heaters EKRP1B2A is required for each indoor unit.
15) This option needs to be installed together with installation box KRP1B101/KRP1BA101.

INDOOR UNITS								
FDQ-C	**FDQ-B**	**ABQ-C**	**FAQ-C**	**FHQ-C**	**AHQ-C**	**FUQ-C**	**FNQ-A**	**FVQ-C**
✓	✓	-	✓	✓	-	✓	✓	✓
BRC1D52 BRC1E52A (3) BRC1E52B (4) BRC1E53A/B/C	BRC1D52 BRC1E52A (3) BRC1E52B (4) BRC1E53A/B/C	-	BRC1D52 BRC1E52A (3) BRC1E52B (4) BRC1E53A/B/C	BRC1D52 BRC1E52A (3) BRC1E52B (4) BRC1E53A/B/C	ARCWB	BRC1D52 BRC1E52A (3) BRC1E52B (4) BRC1E53A/B/C	BRC1D52 BRC1E52A (3) BRC1E52B (4) BRC1E53A/B/C	BRC1D52 BRC1E52A (3) BRC1E52B (4) BRC1E53A/B/C
✓	✓	-	✓	✓	-	✓	✓	✓
✓	✓	-	✓	✓	-	✓	✓	✓
✓	✓	-	✓	✓	-	✓	✓	✓
BRC4C65	BRC4C65	-	BRC7EB518	BRC7G53	-	BRC7C58 (10)	BRC4C65	-
✓	✓	-	✓	✓	-	✓	✓	✓
✓	✓	-	✓	✓	-	✓	✓	✓
✓	✓	-	✓	✓	-	✓	✓	✓
-	-	-	-	-	-	-	KRP1B56	-
KRP1C64 (15)	KRP1B54	-	-	-	-	-	-	-
KRP4A51 (15)	KRP4A51 (15)	-	KRP4A51 (15)	KRP1B54 KRP4A52 (1)	-	KRP4A53	KRP4A54	KRP1B57 KRP4A52 (6)(14)
-	-	-	-	-	-	-	-	-
-	✓	-	-	-	-	-	-	-
-	-	-	KRP4A93 (6)	KRP1D93A	-	KRP1B97	KRP1BA101	KRP4AA95
-	-	✓	-	-	✓	-	-	-
BRP7A54	BRP7A54	-	BRP7A51 (12)	BRP7A52	-	BRP7A53	BRP7A51 (12)	BRP7A52
✓	✓	-	-	-	-	-	-	-
KRP4A96	KRP4A96	-	-	KKSAP50A56 (35-50)	-	-	-	-
✓	✓	-	✓	✓	-	✓	✓	-
EKRORO3	EKRORO	-	-	EKRORO4	-	EKRORO5	-	-
-	-	-	✓	✓	-	✓	✓	-
-	-	-	✓	✓	-	✓	✓	-
-	-	-	-	-	-	-	-	

	INDOOR UNITS						
Description	**FCQHG-F**	**FCQG-F**	**FFQ-C**	**ACQ-D**	**FDBQ-B**	**FBQ-D**	**FDQ-C**
Replacement long-life filter	KAFP551K160	KAFP551K160	KAFQ441BA60	-	-	-	-
Drain pump kit	Standard	Standard	Standard	Standard	-	Standard	Standard
L-type piping kit (upward direction)	-	-	-	-	-	-	-
Sealing member of air discharge outlet	KDBHQ55B140 (5)	KDBHQ55B140 (5)	BDBHQ44C60	-	-	-	-
Decoration panel for air discharge	-	-	-	-	-	-	-
Decoration panel	BYCQ140D BYCQ140DW BYCQ140DG BYCQ140DGF (3)	BYCQ140D BYCQ140DW BYCQ140DG BYCQ140DGF (3)	BYFQ60B3 BYFQ60C2W1W BYFQ60C2W1S	ADP125A (10)	-	-	-
Fresh air intake kit (direct installation type)	KDDQ55B140-1 (1)(2) + KDDQ55B140-2 (1)(2)	KDDQ55B140-1 (1)(2) + KDDQ55B140-2 (1)(2)	KDDQ44XA60	-	-	-	-
Air discharge adapter for round duct	-	-	-	-	-	KDAP25A56A (35-50 class) KDAP25A71A (60-71 class) KDAP25A140A (100-140 class)	KDAJ25K140A
Panel spacer	-	-	KDBQ44B60	-	-	-	-
Sensor kit (4)	BRYQ140A	BRYQ140A	BRYQ60A2W (3) BRYQ60A2S (3)	-	-	-	-
Noise filter	-	-	-	-	-	-	-

- The BYCQ140DW has white insulations. Be informed that dirt is more visible on white insulation and that it is consequently not advised to install the BYCQ140DW decoration panel in environments
- To be able to control BYCQ140D/W/DG(F), the controller BRC1E is needed and cannot be combined with mini-VRV, multi and split non-inverter outdoor units.

Notes:
1) Option not available in combination with BYCQ140D*G*;
2) Both parts of the fresh air intake are needed for each unit;
3) This option is intended exlusively for usage in fine dust environments (clothing shops). Do not use this option in high humidity and/or greasy environments.;
4) Sensor kit not available with RR & RQ units;
5) For directly mounting the decoration panel on the unit, decoration panel option EKBYBSD is required.

		OUTDOOR UNITS					
Description		**RZQG-L9V1**	**RZQG-L8Y1**	**RZQSG-L3/9V1**	**RZQSG-L(8)Y1**	**RZQ-C**	**AZQS-B8V1/BY1**
Central drain plug		-	-	-	-	KWC26B280	-
Refrigerant branch piping	For twin	KHRQ22M20TA (2)	KHRQ22M20TA (KHRQ58T) (2)	KHRQ22M20TA (2)	KHRQ22M20TA (KHRQ58T) (2)	KHRQ22M20TA	-
	For triple	KHRQ127H (2)	KHRQ127H (KHRQ58H) (2)	KHRQ127H(2)	KHRQ127H (KHRQ58H) (2)	KHRQ250H7	-
	For double twin	KHRQ22M20TA (3x) (2)	KHRQ22M20TA (3x) (KHRQ58T) (2)	KHRQ22M20TA (3x) (2)	KHRQ22M20TA (3x) (KHRQ58T) (2)	KHRQ22M20TA (x3)	-
Demand adapter kit		SB.KRP58M51	KRP58M51	KRP58M51 (71 class), SB.KRP58M51 (100-125-140)	SB.KRP58M51 (class 125-140)	KRP58M51	KRP58M51MK (V1)
Bottom plate heater (1)		EKBPH140L7	EKBPH140L7	-	-	-	-

Notes:
1) Bottom plate heater is only available for RZQG* models;
2) For combination of RZQ(S)G71-140 in combination with FCQG35-71F or FCQHG71F use the refrigerant branch piping mentioned between brackets

INDOOR UNITS							
FDQ-B	**ABQ-C**	**FAQ-C**	**FHQ-C**	**AHQ-C**	**FUQ-C**	**FNQ-A**	**FVQ-C**
-	-	-	KAFP501A56 (35-50 class) KAFP501A80 (60-71 class) KAFP501A160 (100-125 class)	-	KAFP551K160	-	KAFJ95L160
-	-	K-KDU572EVE	KDU50P60 (35-60 class) KDU50P140 (71-125 class)	-	-	-	-
-	-	-	KHFP5M35 (35 class) KHFP5N63 (50-60 class) KHFP5N160 (71-125 class)	-	-	-	-
-	-	-	-	-	KDBHP49B140	-	-
-	-	-	-	-	KDBTP49B140	-	-
-	-	-	-	-	-	-	-
-	-	-	KDDQ50A140	-	-	-	-
-	-	-	-	-	-	-	-
-	-	-	-	-	-	-	-
-	-	-	-	-	-	-	-
-	-	KEK26-1A	-	-	-	KEK26-1A	-

	ROOFTOPS	
Description	**UATYQ-C**	**UATYP-AY1(B)**
Rooftop controller	●	-
PCB	●	-
EXV	●	-
Gold Fin (NA549)	●	-
Scroll compressor	●	-
Saranet Air Filter	●	-
Side flow	●	-
Convertible	●	-
Filter drier	●	-
High pressure switch	●	-
Low pressure switch	●	-
ECONO-AY1 Economiser	●	-



VRV the solution for the commercial sector

Daikin's VRV technology leads the way in customisation to match individual commercial building requirements in comfort and energy efficiency. Flexible to cover all applications and climate conditions, VRV has the unique products that make the difference for you and your customers.

VRV

Medium to large commercial applications

Why choose Daikin VRV? 228

Total solution concept 236

Application overview 238

VRV outdoor - products overview 242

VRV outdoor units

	Heat recovery	244
	REYQ-T	244
	Heat pump	246
	RYYQ-T / RXYQ-T(9)	246
NEW	RXYSCQ-TV1	249
NEW	RXYSQ-TV1/RXYSQ-TY1	250
NEW	SB.RKXYQ-T	253
	RTSYQ-PA	254
	RXYCQ-A	255
	Replacement VRV	258
	RQCEQ-P3	258
	RQYQ-P/RXYQQ-T	259
	Water-cooled VRV	261
NEW	RWEYQ-T8	261
	Branch selector (BS box)	262
	BS1Q-A	262
	BS-Q14AV1	263

VRV indoor - products overview 266

VRV indoor - benefits overview 266

VRV indoor units

	Ceiling mounted cassette units	273
	FXFQ-A	273
	FXZQ-A	275
	FXCQ-A	276
	FXKQ-MA	277
	Concealed ceiling units	278
	FXDQ-M9	278
	FXDQ-A	279
	FXSQ-A	280
	FXMQ-P7 / FXMQ-MB	282
	FXTQ-A	284
	Wall mounted unit	285
	FXAQ-P	285
	Ceiling suspended units	286
	FXHQ-A	286
	FXUQ-A	287
	Floor standing units	288
	FXNQ-A	288
	FXLQ-P	289
	Hot water	290
NEW	HXY-A8	290
NEW	HXHD-A8	291
	Accessories for hot water	292

Options & accessories 294

For latest data, please consult my.daikin.eu



VRV IV sets the standard . . . again

Why choose VRV?

• Inventor and market leader of VRV systems since 1982

› Over 90 years of expertise in heat pumps
› Designed for and produced in Europe

• Unique outdoor unit range covering all applications and climate conditions

• Unique products that make the difference

in efficiency
› Variable Refrigerant Temperature leading to the highest seasonal efficiency
› Round flow cassette with auto cleaning panel
› Absolute credibility of data with Eurovent certification of air-cooled outdoor units

in comfort
› Variable Refrigerant Temperature preventing cold draughts
› True continuous heating, during defrost
› 15 class units for small, well insulated rooms (cassette, wall, concealed ceiling models)
› Low sound indoor and outdoor units

in design
› Fully flat cassette, fully integrated in the ceiling
› Daikin Emura, unique iconic design

in installation
› Automatic refrigerant charge and refrigerant containment check
› 4-way blow ceiling suspended cassette (FXUQ)
› Plug & play Daikin air handling unit
› Total solution incl. low and high temperature hydro box, Biddle air curtains, etc.

in control
› Intelligent Touch manager cost-effective mini BMS integrating all pillars
› Easy integrating in third party BMS
› Dedicated control solutions for applications such as technical cooling, shops, hotels, ...

• Top reliability

› True technical cooling
› Gas-cooled PCB
› Most extensive testing before new units leave the factory
› Widest support network and after sales service
› All spare parts available in Europe

• The best partner for your green project

The VRV air conditioning system is the world's first individual air conditioning system with variable refrigerant flow control and was commercialised by Daikin in 1982.
VRV is the trademark of Dakin Industries Ltd, which is derived from the technology we call "variable refrigerant volume".
BREEAM is a registered trademark of BRE (the Building Research Establishment Ltd. Community Trade Mark E5778551). The BREEAM marks, logos and symbols are the Copyright of BRE and are reproduced by permission

What's new?

• VRV IV S-series

› Widest range of front blow units in the market
› Most compact unit in the market (RXYSCQ-T)
› Connect stylish residential or VRV indoor units
› Total solution incl. air curtains, air handling units, …
› Compete reliability thanks to refrigerant cooled PCB

• VRV IV i-series

› The invisible VRV
› Unique split outdoor unit concept
› Easy and quick to transport and install by just 2 perons
› Total solution incl. air curtains, air handling units, …
› Available in 5 and 8 HP

Variable Refrigerant Temperature



10/12 HP 8 HP 4/5/6 HP 4/5 HP





SB.RKXYQ-T

VRV IV standards

• Variable refrigerant temperature

› Customize your VRV for best seasonal efficiency & comfort
› Up to 28% higher seasonal efficiency (ESEER)
› First weather dependent VRV
› No more cold draft by supply of high outblow temperatures

• Continuous comfort

› True/real continuous heating makes VRV IV the best alternative to traditional heating systems

• VRV configurator

› software for the fastest and most accurate commissioning, configuration and customisation

• Total solution

› one supplier for heating, cooling, ventilation, hot water, Biddle air curtains and control
› combine both residential and VRV indoor units

• Free combination of outdoor units to meet installation space or efficiency requirements

• Outdoor unit display for quick on-site settings

Variable Refrigerant Temperature

Heat pump
Heat recovery
Replacement
Water cooled



Benefits for installers

Daikin VRV IV sets the standard with latest technology and time saving commissioning & servicing

› Simplified and time saving commissioning with VRV configurator
› Remote refrigerant containment check
› One supplier = one point of contact

Many options to meet customer requirements

Benefits for consultants

Daikin's VRV IV technology leads the way in customisation to match individual building requirements in comfort and energy, facilitating reduced capital and running costs

› Ecological design
› Ideal for reaching top BREEAM/EPBD levels
› No more cold draughts with higher evaporation temperatures up to 11 or 16°C, making VRV IV an ideal alternative to water-based systems
› Unique specification for monovalent heating

Benefits for owners

VRV IV is the ultimate in customised comfort and intelligent control tailored to your individual needs and to maximise energy efficiency

› Annual cost savings up to 28% (compared with VRV III)
› No more cold draughts with variable refrigerant temperature
› Single point of contact for the design and maintenance of your climate control system
› Integrated system allows maximum energy efficiency for the end user
› Multiple systems can be managed in exactly the same way for key accounts

VRV IV heat recovery technologies

Improved efficiency

› In heat recovery operation VRV IV is up to 15% more efficient than VRV III
› Overall efficiency is increased with up to 28% thanks to Variable Refrigerant Temperature
› Heat can be re-used to create hot water 'for free'

Maximum comfort

A VRV heat recovery system allows simultaneous cooling and heating.
› For hotel owners it means a perfect environment for guests as they can freely choose between cooling or heating.
› For offices it means a perfect working climate both for spaces facing south and north.

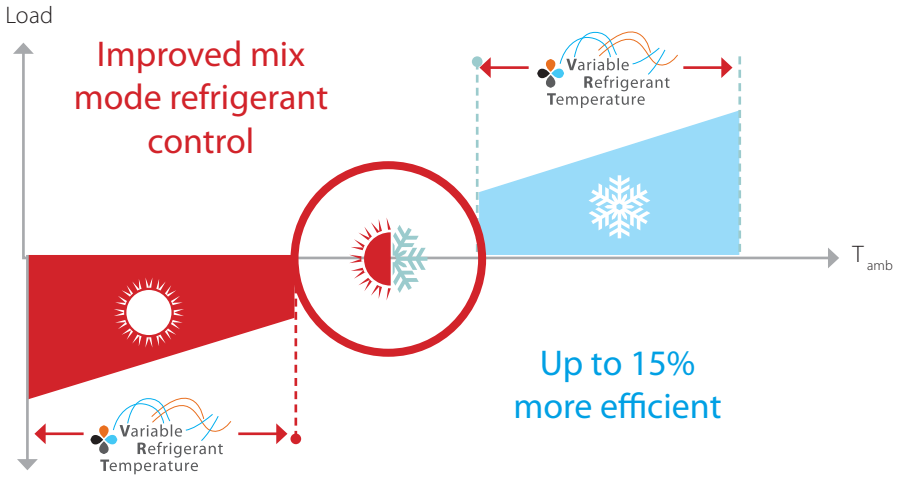



Advantages of 3-pipe technology

More free heat

Daikin 3-pipe technology needs less energy to recover heat, meaning significant better efficiency during heat recovery mode. Our system can recover the heat at low condensing temperature because it has dedicated gas, liquid and discharge pipes.

In a 2-pipe system gas and liquid travel as a mixture so the condensing temperature needs to be higher in order to separate the mixed gas and liquid refrigerant. The higher condensing temperature means more energy is used to recover heat resulting in lower efficiency.

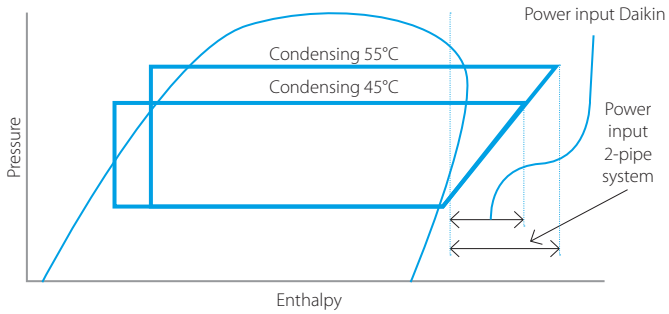

More efficient due to lower pressure drop

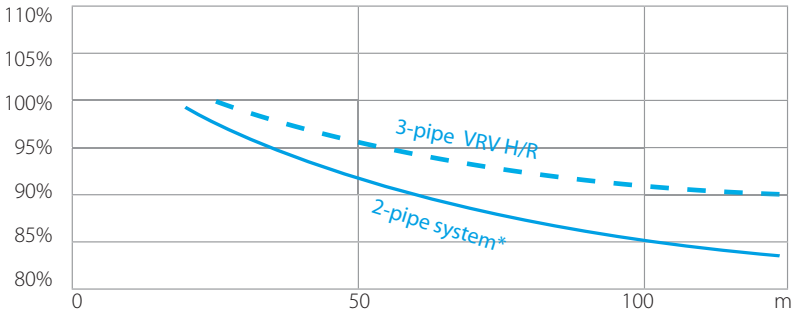

Smooth refrigerant flow in 3-pipe system thanks to 2 smaller gas pipes leading to higher energy efficiency

Disturbed refrigerant flow in large gas pipe on 2-pipe system leading to bigger pressure drop

*only for heat pump series

Maximum design flexibility and installation speed

› Unique range of single and multi BS boxes for flexible and fast design
› Major reduction in installation time thanks to wide range, compact size and light weight multi BS boxes

Single port



BS1Q10,16,25A

Multi port: 4 – 6 – 8 – 10 – 12 – 16



BS4Q14A



BS6,8Q14A



BS10,12Q14A



BS16Q14A

But VRV is more…
standard VRV features

Low running costs

› Precise zone control and inverter technology
› Up to 50% savings with intelligent sensors and auto cleaning cassette
› Running costs of a water-based fan coil unit can be 40 to 72% higher compared to a VRV heat recovery system

Great design flexibility

› Long refrigerant piping
› Compact units require up to 29% less space than traditional water based systems, offering more lettable space
› Zone by zone phased installation tailored to the needs of the building
› Modular approach to better balance different heat load throughout a building
› Outdoor units can be installed outdoors or indoors
› Widest range of indoor units to fit customer needs
› Solutions for every climate, from -25 to +52°C
› Special VRV S-series designed for small capacities

indoor installation

ESP up to

78pa





Easy installation and servicing

› Automatic testing and refrigerant charging
› Easy servicing and F-gas compliance with remote refrigerant containment check
› Plug & play connection for VRV to Daikin Air Handling Units, the easiest solution with only one point of contact



High comfort levels

› Individual control and simultaneous cooling and heating for perfect personal environment
› Low indoor sound levels down to 19 dBA
› Intelligent sensors and high outblow temperatures prevent cold draughts
› Uniquely designed units:
Daikin Emura, Nexura and Fully flat cassette



DAIKIN emura



nexura



FULLY FLAT CASSETTE



› CO_2 sensor in combination with Daikin ventilation (VAM, VKM) units ensures fresh air, while preventing energy losses from over-ventilation

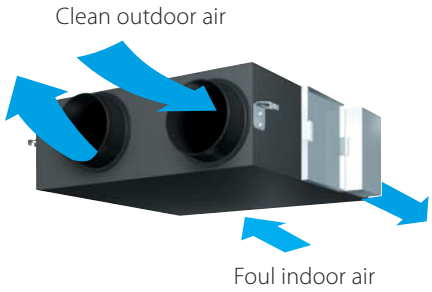

Ease of use

› Smart energy management optimises the performance automatically 24/7



Ahead of or in line with legislation

› All indoor units fully eco-design compliant by adopting DC fans (Lot 11)
› All hydroboxes eco-design compliant by use of efficient pumps (Lot 11)
› All ventilation units eco-design compliant (Lot 6)
› VRV air-cooled outdoor units are Eurovent certified, which means absolute credibility of data, as Daikin clearly mentions the outdoor/indoor combinations

EUROVENT CERTIFIED PERFORMANCE
www.eurovent-certification.com

Did you know

› Daikin is the only manufacturer that clearly mentions the outdoor/indoor combinations for which our published data are applicable.
› Daikin will continue to push Eurovent to select and check not only the outdoor unit for testing, but also the indoor unit types, and make reference to the combination on the Eurovent website.
› An new line-up of high efficiency ducted indoor units FXTQ50A , FXTQ63A, FXTQ80A and FXTQ100A is launched for connection with VRV IV Heat pump and Heat Recovery only.
› We keep investing in improving our seasonal efficiency rather than nominal efficiency

Supporting tools

Sales supporting apps

www.daikineurope.com/
support-and-manuals/
software-downloads

Solutions seasonal simulator, simulate & compare

With this software tool you can simulate and the seasonal efficiency, the annual power consumption and CO_2 emission for a given climate, load profile (cooling, heating, heat recovery, covalent, bivalent...) and combination of systems. With its intuitive and graphical appealing interface, a simulation, comparison and ROI calculation can be made in a matter of minutes.



Xpress, Quick Quotation tool

Xpress is a software tool that allows creating on the spot quotations for a Daikin VRV system.
It provides a result in 6 steps to enable a professional budget quotation in the fastest possible way:

- Select indoor units
- Connect outdoor units to indoor units
- Automatic generation of piping diagram with joints
- Automatic generation of wiring diagram
- Select possible centralised control systems
- Visualise result in MS Word, MS Excel and AutoCAD

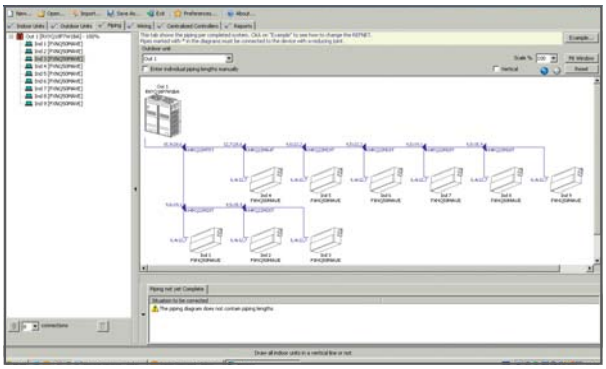

Ventilation Xpress

Selection tool for ventilation devices (VAM, VKM).
The selection is based on given supply/extract airflows (including fresh up), and given ESP of the supply/extract ducting:

- Determines size of electrical heaters
- Visualization of psychrometric chart
- Visualization of selected configuration
- Required field settings mentioned in the report

VRV Pro, Design tool

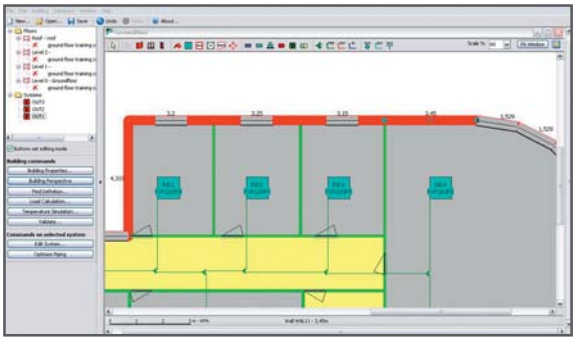



The VRV Pro selection program is a true VRV design tool. The program enables VRV air conditioning systems to be engineered in a precise and economical way, taking into account the realtime thermal properties of any building. By calculating annual energy consumptions, it gives the designer the possibility to make accurate selections and **get competitive quotations** for each project. Moreover, it ensures optimum operating cycles and maximum energy efficiency.

NEW Building Information Modelling (BIM) support

- BIM is improving efficiency in the design and built phase
- Daikin is among the first to supply a full library of BIM objects for its VRV products
- Download them at http://bimobject.com/en/product/?freetext=daikin

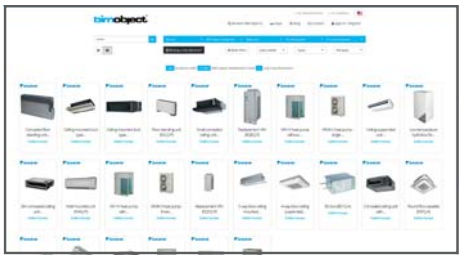

Online support

NEW Business portal

› Experience our new extranet that thinks with you at my.daikin.eu
› Find information in seconds via a powerful search
› Customise the options so you see only info relevant for you
› Access via mobile device or desktop

Internet

› Find our solution for applications
› See an overview of our references
› Get more commercial details on our flagship products

Literature

› Check the overview of all our literature for our professional network and end-customers

www.daikineurope.com/support-and-manuals/catalogues)

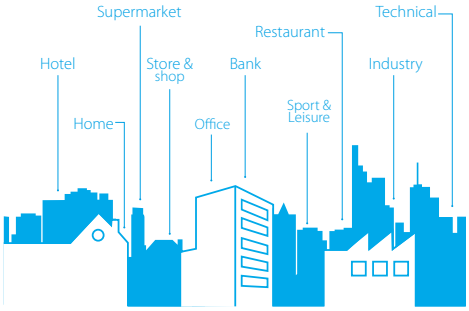

www.daikineurope.com/commercial/applications



www.daikineurope.com/references

for professional network

Solution guides:



Hotel Solutions
Clear installer benefits why to choose Daikin for a hotel
15-217

Reference books:



Reference catalogue
Daikin commercial and industrial references
14-213

Product profiles:



VRV IV range
Detailed VRV IV standards and technologies benefits. Main features and specs of VRV IV product range
15-206



Rooftop UATYQ-CY1
Detailed rooftop benefits incl. UAYTQ-CY1, ECONO-AY1
15-120

Focus topics:



Replacement Technology
Clear installer benefits of VRV replacement technology
15-214



Technical cooling
Clear installer benefits why to choose Daikin for technical cooling
15-140

Product flyers:



Wired Remote Control
Detailed info on BRC1E-52A/B remote control
15-306



RTD modbus interface
Detailed info on RTD controls and applications
15-308

Product catalogues:



Sky Air Catalogue
Detailed technical information & benefits on Sky Air/Ventilation/ Biddle Air Curtain/Control systems/AHU
15-114



VRV Catalogue
Detailed technical information & benefits of the VRV total solution
15-200



Ventilation Catalogue
Detailed info on Ventilation products
15-203

Product portfolios:

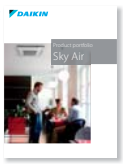

Sky Air product portfolio
Overview of Sky air product range
15-121



VRV product portfolio
Overview of VRV total solution product range
15-201



Controls systems portfolio
Overview of all Daikin control systems
15-301

for your customers



Commercial Solutions
Daikin offers solutions for commercial applications
15-100



Green Buiding Solutions
Clear building owner/ investor benefits why to choose Daikin for a green building, with emphasis on BREEAM
15-216



Hotel Solutions
Clear building owner/investor benefits why to choose Daikin for a hotel
15-218



Intelligent Touch Manager
Detailed benefits of Intelligent Touch Manager
15-302



Replacement technology
Clear building owner/investor benefits of replacement technology
15-215



Sky Air product leaflets
Single page leaflet with the main benefits and technical specifications of each individual Sky Air unit. Ideal for quotations



VRV product leaflets
Single page leaflet with the main benefits and technical specifications of each individual VRV unit. Ideal for quotations

Technical documentation:
Download all technical documentation such as engineering data-books, selection software, installation and operation manuals and service manuals directly from our extranet: extranet.daikineurope.com

The total solution



Typically, many buildings today rely on several separate systems for heating, cooling, air curtain heating and hot water. As a result energy is wasted. To provide a much more efficient alternative, VRV technology has been developed into a total solution managing up to 70% of a buildings energy consumption giving large potential to cost saving.

- **Heating and cooling** for year round comfort
- **Hot water** for efficient production of hot water
- **Underfloor heating /cooling** for efficient space heating/cooling
- **Ventilation** for high quality environments
- **Air curtains** for optimum air separation
- **Controls** for maximum operating efficiency

Combine up to 70% of your building's energy consumption

Average hotel energy consumption

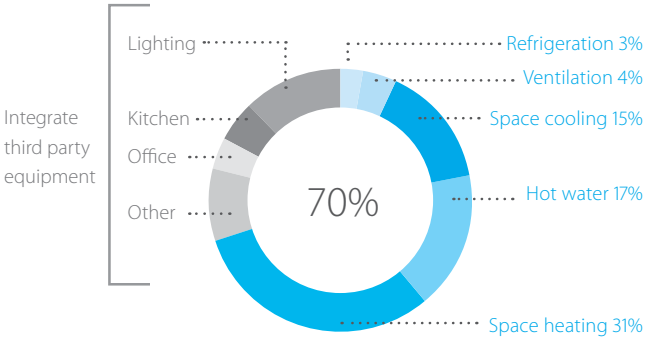

Average office energy consumption

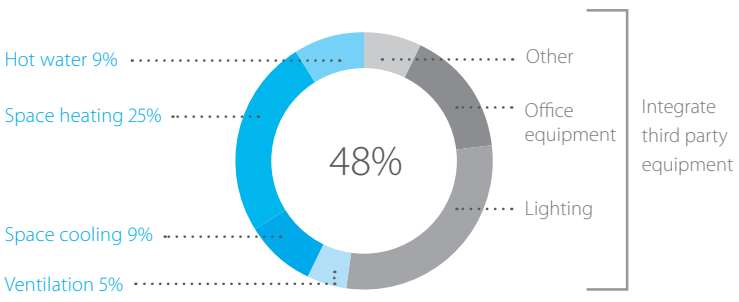

One system,

multiple applications for hotels, offices, retail, home …

Heating and cooling



› Combine VRV indoor units with other stylish indoor units in one system
› New round flow cassette sets the standard for efficiency and comfort

Intelligent control systems



› Mini BMS with connects Daikin and third-party equipment
› Integrate intelligent control solutions with energy management tools to reduce running costs

Low-temperature hydrobox



› Highly efficient space heating through:
  - Underfloor heating
  - Low temperature radiators
  - Heat pump convector
› Hot water from 25 °C to 45 °C

Biddle air curtain



› Payback time less than 1 year compared to electrical air curtain
› A highly efficient solution for doorway climate separation

High temperature hydrobox*



*only for connection to VRV heat recovery

› efficient hot water production for:
  - Showers
  - Sinks
  - Tapwater for cleaning
› Hot water from 25 °C to 80 °C

Ventilation



› Widest range in DX ventilation – from small heat recovery ventilation to large scale air handling units
› Provides a fresh, healthy and comfortable environment





VRV
for offices and banks

Efficiency in the workplace



Efficient building and facilities management are key to minimising operational costs

Our office solution offers:

› Significantly reduced costs for hot water and heating by re-using heat recovered from areas requiring cooling
› Unique cassette integrating fully flat into architectural ceilings
› Intelligent sensors
- maximise efficiency by switching off the unit if there is nobody in the meeting room
- maximise comfort by directing the air flow from people to avoid cold draught
› Complete Daikin mini BMS for office building management with Intelligent Touch Manager
› Plug & play connection to air handling units for a healthier office atmosphere
› Hot water production for sinks and underfloor heating
› True reliable technical cooling down to -20°C, including duty/standby function

Check on YouTube
www.youtube.com/DaikinEurope

VRV
for hotels

Hospitality with economy



A hotel's reputation depends on how welcome and comfortable guests feel during their stay. Yet at the same time, hotel owners must maintain complete control of their operating costs and energy consumption.

Our hotel solution offers:

› Low cost heating and hot water by recovering heat from areas requiring cooling
› The perfect personal environment for guests by simultaneously heating spaces while cooling others
› Flexible installation: the outdoor unit can be installed outdoors to maximise hospitality space or indoors to minimise external space or noise in city centres
› Concealed ceiling units developed for small, well-insulated rooms such as hotel bedrooms, offering very low sound levels ensuring a good's night rest
› Smart energy management via Intelligent Touch Manager puts the hotel owner in full control of energy costs
› Intelligent and user-friendly hotel room controllers change the set point automatically when a guest leaves the room or opens the window
› Easy integration in hotel booking software
› Hot water production for bathrooms, underfloor heating and radiators up to 80°C

Check on YouTube
www.youtube.com/DaikinEurope

Hotel

Bank / Retail





VRV for retail

Reducing retail costs



Retailers are under pressure to reduce both store development costs and running costs. That is why affordable, energy-efficient solutions are vital for minimising lifetime costs, while ensuring compliance with the latest regulations.

Our retail solutions offer:

› Compact inverter heat pump technology
› Flexible installation: the outdoor unit can be installed outdoors to maximise hospitality space or indoors to minimise external space or noise in city centres
› Unique round flow cassettes with autocleaning panel saving up to 50% of energy use compared to standard cassette units
› Easy to use remote control with lock-key function to avoid improper use
› Individual control of each indoor unit or shop zone
› Savings on runningcost via pre/post trade modes, limiting energy use by lights, air conditioning, ...
› The most efficient open-door solution with Biddle air curtains

VRV for residential use

There is no place like home



A cost effective, low energy consumption heat pump system for home owners, offering maximum comfort

Our residential solution offers:

› Lower CO_2 emissions compared to traditional heating systems
› Compact outdoor unit design with a low sound level
› Whisper-quiet indoor units down to 19dBA
› Daikin Emura, iconic design wall mounted unit
› Unique Nexura floor standing unit offering the feel of a radiator with the efficiency of a heat pump
› Units to be concealed in the wall or ceiling to make them completely unnoticed
› User-friendly, intuitive control
› Up to 9 indoor units that can be connected to one outdoor unit

Check on YouTube

www.youtube.com/DaikinEurope

Upgrade R-22 and R-407C systems quick and qualitatively with...

VRV Replacement solutions:

› Keep your customers operational even during system replacement
› Less installation time
› Lower installation costs
› Replace non-Daikin systems
› Automatic refrigerant charge and pipe cleaning





EIFFAGE ENERGIE ET EIFFAGE ENERGIE THERMIE
OFFICE BUILDING
VRV IV HEAT PUMP WITH CONTINUOUS HEATING



PARK PHI
BREEAM EXCELLENT OFFICE BUILDING
WATERCOOLED VRV



VRV IV i-SERIES VRV IV HEAT PUMP
FOR INDOOR INSTALLATION



HOTEL LE PIGONNET, 8 REPLACEMENT VRV



VRV IV S-SERIES





CINEMEERSE, CINEMA, 12 OUTDOOR UNITS WITH AHU

Products overview VRV

	Model		Product name		4	5	6	8	10	12	13	14	16	18	20	22	24	26	28	30
Air cooled - heat recovery	VRV IV heat recovery	Best efficiency & comfort solution › Fully integrated solution with heat recovery for maximum efficiency › Covers all thermal needs of a building via a single point of contact: accurate temperature control, ventilation, hot water, air handling units and Biddle air curtains › "Free" heating and hot water through heat recovery › The perfect personal comfort for guests/tenants via simultaneous cooling and heating › Incorporates VRV IV standards & technologies such as Variable Refrigerant temperature and continuous heating › Allows technical cooling › Widest range of BS boxes on the market	REYQ-T VRV IV					●	●	●		●	●	●	●						
									○		○		○	○	○	○	○	○	○	○
	VRV IV heat pump with continuous heating	Daikin's optimum solution with top comfort › Continuous heating during defrost › Covers all thermal needs of a building via a single point of contact: accurate temperature control, ventilation, hot water, air handling units and Biddle air curtains › Connectable to stylish indoor units (Daikin Emura, Nexura) › Incorporates VRV IV standards & technologies such as Variable Refrigerant temperature and continuous heating	RYYQ-T VRV IV					●	●	●		●	●	●	●						
													○	○	○	○	○	○	○	○
	VRV IV heat pump without continuous heating	Daikin's solution for comfort & low energy consumption › Covers all thermal needs of a building via a single point of contact: accurate temperature control, ventilation, hot water, air handling units and Biddle air curtains › Connectable to stylish indoor units (Daikin Emura, Nexura) › Incorporates VRV IV standards & technologies such as Variable Refrigerant temperature	RXYQ-T(9) VRV IV					●	●	●		●	●	●	●						
													○	○	○	○	○	○	○	○
Air cooled - heat pump	NEW VRVIV-S series Compact	The most compact VRV › Compact and lightweight single fan design saves space and is easy to install › Covers all thermal needs of a building via a single point of contact: accurate temperature control, ventilation, air handling units and Biddle air curtains › Either connect VRV of stylish indoor units (Daikin Emura, Nexura) › Incorporates VRV IV standards & technologies such as Variable Refrigerant temperature	RXYSCQ-TV1 VRV IV S-series Compact		●	●														
	NEW VRVIV-S series	Space saving solution without compromising on efficiency › Space saving trunk design for flexible installation › Covers all thermal needs of a building via a single point of contact: accurate temperature control, ventilation, air handling units and Biddle air curtains › Either connect VRV of stylish indoor units (Daikin Emura, Nexura) › Incorporates VRV IV standards & technologies such as Variable Refrigerant temperature	RXYSQ-TV1/TY1 VRV IV S-series		TV1 ●	●	●													
					TY1 ●	●	●	●	●	●										
	NEW VRV IVheat pump for indoor installation	The invisible VRV › Unique VRV heat pump for indoor installation › Total flexibility for any shop location and building type as the outdoor unit is invisible and split up in 2 parts › Incorporates VRV IV standards & technologies such as Variable Refrigerant temperature › Covers all thermal needs of a building via a single point of contact: accurate temperature control, ventilation and Biddle air curtains	SB.RKXYQ-T* VRV IV i-series			○		○ Spring 2016												
	VRV III heat pump, optimised for heating	Where heating is priority without compromising on efficiency › Suitable for single source heating › Extended operation range down to -25°C in heating › Stable heating capacity and high efficiencies at low ambient temperatures	RTSYQ-PA VRV III-C						○			○	○		○					
	VRV Classic	Classic VRV configuration › For standard cooling & heating requirements › Connectable to VRV indoor units, controls and ventilation	RXYCQ-A VRV Classic					○	○	○		○	○	○	○					
Replacement	heat recovery	Quick & quality replacement for R-22 and R-407C systems › Cost-effective and fast replacement through re-use of exisiting piping › Drastically improve your comfort, efficiency and reliability › No interuption of daily business while replacing your system › Replace Daikin and other manufacturers systems safely	RQCEQ-P* VRV III-Q						○		○		○	○	○	○	○	○	○	○
	heat pump	Quick & quality replacement for R-22 and R-407C systems › Cost-effective and fast replacement through re-use of exisiting piping › Drastically improve your comfort, efficiency and reliability › No interuption of daily business while replacing your system › Replace Daikin and other manufacturers systems safely › Incorporates VRV IV standards & technologies such as Variable Refrigerant temperature	RXYQQ-T* VRV IV Q-series			●		●	●	●		●	●	●	●					
													○	○	○	○	○	○	○	○
Water cooled	Water cooled VRV IV	Ideal for high rise buildings, using water as heat source › Reduced CO_2 emissions thanks to the use of geothermal energy as a renewable energy source › No need for an external heating or cooling source when used in geothermal mode › Covers all thermal needs of a building via a single point of contact: accurate temperature control, ventilation, air handling units and Biddle air curtains › Compact & lightweight design can be stacked for maximum space saving › Incorporates VRV IV standards & technologies such as Variable Refrigerant temperature › Variable Water Flow control option increases flexibility and control	RWEYQ-T8* VRV IV W-series					●	●				○	○	○		○	○	○	○

* Not Eurovent certified

● Single unit

○ Multi combination

Capacity (HP)												Description / Combination	**VRV** indoor units	Residential indoor units	**LT Hydrobox** HXY-A	**HT Hydrobox** HXHD-A	HRV units VAM-, VKM-	**AHU connection** EKEXV- + EKEQMCBA	**AHU connection** EKEXV- + EKEQFCBA	**Air curtains** CYV-DK-	Remarks
32	34	36	38	40	42	44	46	48	50	52	54										
												VRV IV Heat Recovery REYQ-T	○	×	○	○	○	○	×	○	› Standard total system connection ratio limit: 50 ~ 130%
												with only VRV indoor units	✓								
												with LT/HT Hydroboxes	✓		✓	✓	✓				› Max 32 indoor units, even on 16HP and larger systems › Total system connection ratio up to 200% possible
												HRV units VAM-, VKM-	✓		✓	✓	✓	✓		✓	
●	●	●	●	●	●	●	●	●	●	●	●	AHU connection EKEXV + EKEQMCBA	✓				✓	✓		✓	› Dedicated systems (with only ventilation units) not allowed – a mix with standard VRV indoor units is allways neccessary
												Biddle air curtain CYV-DK-	✓				✓	✓		✓	
												VRV IV Heat Pump RYYQ-T / RXYQ-T(9)	○	○	○	×	○	○	○	○	› Standard total system connection ratio limit: 50 ~ 130%
												with only VRV indoor units	✓								› 200% total system connection ratio possible under special circumstances
												with residential indoor units	✓	✓			✓				› Only single-module systems (RYYQ 8~20 T / RXYQ 8~20 T) › Max 32 indoor units, even on 16HP, 18HP and 20HP systems
●	●	●	●	●	●	●	●	●	●	●	●	with LT Hydroboxes	✓		✓		✓				› Max 32 indoor units, even on 16HP and larger systems › Contact Daikin in case of multi-module systems (>20HP)
												HRV units VAM-, VKM-	✓	✓	✓		✓	✓		✓	
												AHU connection EKEXV + EKEQMCBA	✓				✓	✓		✓	
												AHU connection EKEXV + EKEQFCBA							✓		
●	●	●	●	●	●	●	●	●	●	●	●	Biddle air curtain CYV-DK-	✓				✓	✓		✓	
												VRV IV-S RXYSQ-/RXYSCQ-	○	○	×	×	○	○	×	○	› Standard total system connection ratio limit: 50 ~ 130%
												with VRV indoor units only	✓				✓	✓		✓	
												with residential indoor units only		✓							› With residential indoor: connection ratio limit: 80 ~ 130%
												VRV IV i series SB.RKXYQ-T	✓	×	×	×	✓	✓	×	✓	› Standard total system connection ratio limit: 50 ~ 130%
												VRV III Cold Region RTSYQ-PA	✓	×	×	×	✓	✓	×	✓	› Standard total system connection ratio limit: 50 ~ 130%
												VRV Classic RXYCQ-A	✓	×	×	×	✓	×	×	×	› Standard total system connection ratio limit: 50 ~ 120% › In case of using at least one FXFQ20~25 indoor units on 8HP or 10HP models, the maximum connection ratio is 100%.
												VRV III-Q Replacement H/R RQCEQ-P	✓	×	×	×	✓	×	×	×	› Standard total system connection ratio limit: 50 ~ 130%
●	●	●	●	●	●							**VRV IV-Q Replacement H/P** RXYQQ-T	✓	×	×	×	✓	✓	×	✓	› Standard total system connection ratio limit: 50 ~ 130%
												VRV IV-W Water-cooled VRV RWEYQ-T	✓	×	×	×	✓	✓	×	✓	› Standard total system connection ratio limit: 50 ~ 130%

○ ... connection of indoor unit possible, but not neccessarily simultaneously with other allowed indoor units
✓ ... connection of indoor unit possible even simultaneously with other checked units in the same row
× ... connection of indoor not possible on this outdoor unit system

REYQ-T

VRV IV heat recovery



Best efficiency & comfort solution

- Fully integrated solution with heat recovery for maximum efficiency with COPs of up to 8 !
- Covers all thermal needs of a building via a single point of contact: accurate temperature control, ventilation, hot water, air handling units and Biddle air curtains
- „Free" heating and hot water production provided by transferring heat from areas requiring cooling to areas requiring heating or hot water
- The perfect personal comfort for guests/tenants via simultaneous cooling and heating
- Incorporates VRV IV standards & technologies: Variable Refrigerant Temperature, continuous heating, VRV configurator, 7 segment display and full inverter compressors, 4-side heat exchanger, refrigerant cooled PCB, new DC fan motor
- Free combination of outdoor units to meet installation space or efficiency requirements
- Possibility to extend the operation range in cooling down to -20°C for technical cooling operation such as server rooms
- Contains all standard VRV features

Outdoor system					**REYQ**	**8T**	**10T**	**12T**	**14T**	**16T**	**18T**	**20T**
Capacity range					HP	8	10	12	14	16	18	20
Cooling capacity	Nom.				kW	22.4 (1) / 22.4 (2)	28.0 (1) / 28.0 (2)	33.5 (1) / 33.5 (2)	40.0 (1) / 40.0 (2)	45.0 (1) / 45.0 (2)	50.4 (1)	56.0 (1)
Heating capacity	Nom.				kW	22.4 (3) / 22.40 (4)	28.0 (3) / 28.00 (4)	33.5 (3) / 33.5 (4)	40.0 (3) / 40.00 (4)	45.0 (3) / 45.00 (4)	50.4 (3)	56.0 (3)
	Max.				kW	25.0 (3)	31.5 (3)	37.5 (3)	45.0 (3)	50.0 (3)	56.5 (3)	63.0 (3)
Power input - 50Hz	Cooling	Nom.			kW	5.31 (1) / 4.56 (2)	7.15 (1) / 6.19 (2)	9.23 (1) / 8.31 (2)	10.7 (1) / 9.61 (2)	12.8 (1) / 11.9 (2)	15.2	18.6
	Heating	Nom.			kW	4.75 (3) / 4.47 (4)	6.29 (3) / 5.47 (4)	8.05 (3) / 6.83 (4)	9.60 (3) / 9.37 (4)	11.2 (3) / 9.88 (4)	12.3 (3)	14.9 (3)
		Max.			kW	5.51 (3)	7.38 (3)	9.43 (3)	11.3 (3)	12.9 (3)	14.3	17.5
EER					kW	4.22 (1) / 4.92 (2)	3.92 (1) / 4.52 (2)	3.63 (1) / 4.03 (2)	3.74 (1) / 4.16 (2)	3.52 (1) / 3.79 (2)	3.32	3.01
ESEER - Automatic						7.41	7.37	6.84	7.05	6.63	6.26	5.68
ESEER - Standard						6.25	5.78	5.36	5.45	5.14	4.84	4.39
COP at nominal capacity					kW	4.72 (3) / 5.01 (4)	4.45 (3) / 5.12 (4)	4.16 (3) / 4.90 (4)	4.17 (3) / 4.27 (4)	4.02 (3) / 4.56 (4)	4.10 (3)	3.76 (3)
COP at maximum capacity					kW	4.54 (3)	4.27 (3)	3.98 (3)		3.88 (3)	3.95	3.60
Maximum number of connectable indoor units						64 (5)						
Indoor index connection	Min.					100	125	150	175	200	225	250
	Nom.					200	250	300	350	400	450	500
	Max.					260	325	390	455	520	585	650
Dimensions	Unit	HeightxWidthxDepth			mm	1,685x930x765			1,685x1,240x765			
Weight	Unit				kg	210	218		304	305	337	
Fan	Air flow rate	Cooling	Nom.		m^3/min	162	175	185	223	260	251	261
Sound power level	Cooling	Nom.			dBA	78	79	81		86		88
Sound pressure level	Cooling	Nom.			dBA	58		61		64	65	66
Operation range	Cooling	Min.~Max.			°CDB	-5.0~43.0						
	Heating	Min.~Max.			°CWB	-20~15.5 (6)						
Refrigerant	Type					R-410A						
	Charge				kg	9.7	9.8	9.9	11.8			
					TCO_2eq	20.2	20.5	20.7	24.6			
	GWP					2,087.5						
Piping connections	Liquid	OD			mm	9.52		12.7			15.9	
	Gas	OD			mm	19.1	22.2	28.6				
	Discharge gas	OD			mm	15.9	19.1		22.2			28.6
	Total piping length	System	Actual		m	1,000						
Power supply	Phase/Frequency/Voltage				Hz/V	3N~/50/380-415						
Current - 50Hz	Maximum fuse amps (MFA)				A	20	25		32	40		50

Outdoor system					**REYQ**	**10T**	**13T**	**16T**	**18T**	**20T**	**22T**	**24T**	**26T**	**28T**	**30T**	**32T**
System	Outdoor unit module 1					REMQ5T			REYQ8T		REYQ10T	REYQ8T		REYQ12T		REYQ16T
	Outdoor unit module 2					REMQ5T	REYQ8T		REYQ10T	REYQ12T		REYQ16T	REYQ14T	REYQ16T	REYQ18T	REYQ16T
Capacity range					HP	10	13	16	18	20	22	24	26	28	30	32
Cooling capacity	Nom.				kW	28.0	36.4	44.8	50.4	55.9	61.5	67.4	73.5	78.5	83.9	90.0
Heating capacity	Nom.				kW	28.0	36.4	44.8	50.4	55.9	61.5	67.4	73.5	78.5	83.9	90.0
	Max.				kW	32.0	41.0	50.0	56.5	62.5	69.0	75.0	82.5	87.5	94.0	100.0
Power input - 50Hz	Cooling	Nom.			kW	6.34	8.48	10.62	12.46	14.54	16.38	18.11	19.93	22.03	24.43	25.6
	Heating	Nom.			kW	5.42	7.46	9.50	11.04	12.80	14.34	15.95	17.65	19.25	20.35	22.4
		Max.			kW	6.50	8.76	11.02	12.89	14.94	16.81	18.41	20.73	22.33	23.73	25.8
EER					kW	4.42	4.29	4.22	4.04	3.84	3.75	3.72	3.69	3.56	3.43	3.52
ESEER - Automatic						7.77	7.54	7.41	7.38	7.06	7.07	6.87	6.95	6.72	6.48	6.63
ESEER - Standard						6.55	6.36	6.25	5.98	5.68	5.54	5.46	5.41	5.23	5.03	5.14
COP at nominal capacity					kW	5.17	4.88	4.72	4.57	4.37	4.29	4.23	4.16	4.08	4.12	4.02
COP at maximum capacity					kW	4.92	4.68	4.54	4.38	4.18	4.10	4.07	3.98	3.92	3.96	3.88
Maximum number of connectable indoor units						64 (5)										
Indoor index connection	Min.					125	162.5	200	225	250	275	300	325	350	375	400
	Nom.					250	325.0	400	450	500	550	600	650	700	750	800
	Max.					325	422.5	520	585	650	715	780	845	910	975	1,040
Piping connections	Liquid	OD			mm	9.52	12.7		15.9				19.1			
	Gas	OD			mm	22.2	28.6					34.9				
	Discharge gas	OD			mm	19.1		22.2		28.6						
	Total piping length	System	Actual		m	500					1,000					
Current - 50Hz	Maximum fuse amps (MFA)				A	40					50	63				80
Continuous heating						v										

* Check engineering data for restrictions

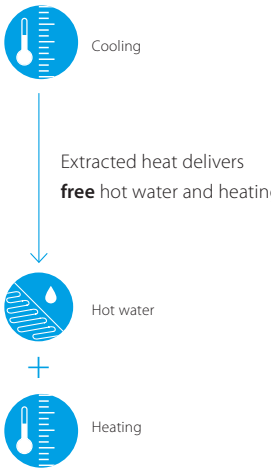



REYQ-T

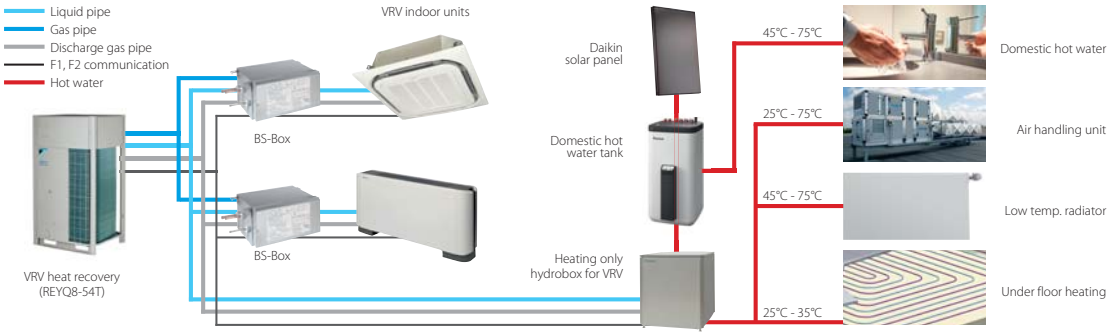

Outdoor system					REYQ	34T	36T	38T	40T	42T	44T	46T	48T	50T	52T	54T
System	Outdoor unit module 1					REYQ16T		REYQ8T	REYQ10T		REYQ12T	REYQ14T		REYQ16T		REYQ18T
	Outdoor unit module 2					REYQ18T	REYQ20T	REYQ12T		REYQ16T					REYQ18T	
	Outdoor unit module 3					-		REYQ18T		REYQ16T				REYQ18T		
Capacity range					HP	34	36	38	40	42	44	46	48	50	52	54
Cooling capacity	Nom.				kW	95.4	101.0	106.3	111.9	118.0	123.5	130.0	135.0	140.4	145.8	151.2
Heating capacity	Nom.				kW	95.4	101.0	106.3	111.9	118.0	123.5	130.0	135.0	140.4	145.8	151.2
	Max.				kW	106.5	113.0	119.0	125.5	131.5	137.5	145.0	150.0	156.5	163.0	169.5
Power input - 50Hz	Cooling	Nom.			kW	28.0	31.4	29.74	31.58	32.75	34.83	36.3	38.4	40.8	43.2	45.6
	Heating	Nom.			kW	23.5	26.1	25.10	26.64	28.69	30.45	32.00	33.6	34.7	35.8	36.9
		Max.			kW	27.2	30.4	29.24	31.11	33.18	35.23	37.1	38.7	40.1	41.5	42.9
EER					kW	3.41	3.22	3.57	3.54	3.60	3.55	3.58	3.52	3.44	3.38	3.32
ESEER - Automatic						6.43	6.06	6.66	6.68	6.79	6.68	6.75	6.63	6.49	6.37	6.26
ESEER - Standard						4.97	4.70	5.25	5.20	5.28	5.20	5.23	5.14	5.03	4.93	4.84
COP at nominal capacity					kW	4.06	3.87	4.24	4.20	4.11	4.06		4.02	4.05	4.07	4.10
COP at maximum capacity					kW	3.92	3.72	4.07	4.03	3.96	3.90	3.91	3.88	3.90	3.93	3.95
Maximum number of connectable indoor units						64 (5)										
Indoor index connection	Min.					425	450	475	500	525	550	575	600	625	650	675
	Nom.					850	900	950	1,000	1,050	1,100	1,150	1,200	1,250	1,300	1,350
	Max.					1,105	1,170	1,235	1,300	1,365	1,430	1,495	1,560	1,625	1,690	1,755
Piping connections	Liquid	OD			mm	19.1										
	Gas	OD			mm	34.9	41.3									
	Discharge gas	OD			mm	28.6		34.9								
	Total piping length	System	Actual		m	1,000										
Current - 50Hz	Maximum fuse amps (MFA)				A	80			100			125				
Continuous heating						v										

Outdoor unit module				REMQ	5T
Dimensions	Unit	Height/Width/Depth		mm	1,685/930/765
Weight	Unit			kg	210
Fan	Air flow rate	Cooling	Nom.	m^3/min	162
Sound power level	Cooling	Nom.		dBA	77
Sound pressure level	Cooling	Nom.		dBA	56
Operation range	Cooling	Min.~Max.		°CDB	-5.0~43.0
	Heating	Min.~Max.		°CWB	-20~15.5
Refrigerant	Type				R-410A
	Charge			kg	9.7
				TCO_2eq	20.2
	GWP				2,087.5
Power supply	Phase/Frequency/Voltage			Hz/V	3N~/50/380-415
Current - 50Hz	Maximum fuse amps (MFA)			A	20

(1) Nominal cooling capacities are based on: indoor temperature: 27°CDB, 19°CWB, outdoor temperature: 35°CDB, equivalent refrigerant piping: 5m, level difference: 0m. Data for standard efficiency series (2) Nominal cooling capacities are based on: indoor temperature: 27°CDB, 19°CWB, outdoor temperature: 35°CDB, equivalent refrigerant piping: 5m, level difference: 0m. Data for high efficiency series, Eurovent certified (3) Nominal heating capacities are based on: indoor temperature: 20°CDB, outdoor temperature: 7°CDB, 6°CWB, equivalent refrigerant piping: 5m, level difference: 0m. Data for standard efficiency series (4) Nominal heating capacities are based on: indoor temperature: 20°CDB, outdoor temperature: 7°CDB, 6°CWB, equivalent refrigerant piping: 5m, level difference: 0m. Data for high efficiency series, Eurovent certified (5) Actual number of connectable indoor units depends on the indoor unit type (VRV indoor, Hydrobox, RA indoor, etc.) and the connection ratio restriction for the system (50% <= CR <= 130%) (6) Technical cooling setting, refer to the installation manual for more information | Contains fluorinated greenhouse gases

VRV IV heat pump

Daikin's optimum solution with top comfort

- Covers all thermal needs of a building via a single point of contact: accurate temperature control, ventilation, hot water, air handling units and Biddle air curtains
- Wide range of indoor units: possibility to combine VRV with stylish indoor units (Daikin Emura, Nexura, ...)
- Incorporates VRV IV standards & technologies: Variable Refrigerant Temperature, continuous heating, VRV configurator, 7 segment display and full inverter compressors, 4-side heat exchanger, refrigerant cooled PCB, new DC fan motor
- Free combination of outdoor units to meet installation space or efficiency requirements
- Available as heating only by irreversible field setting
- Contains all standard VRV features

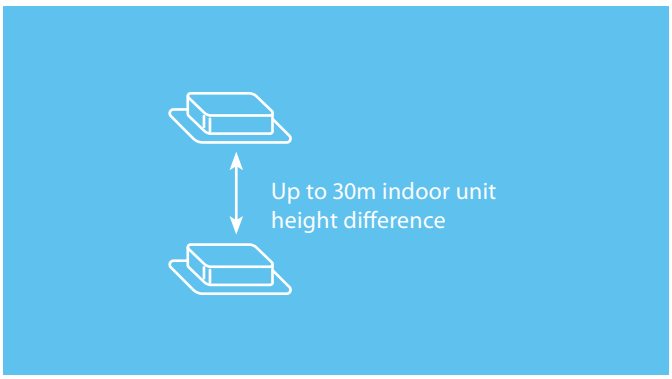

Outdoor unit				RYYQ/RXYQ	8T/8T9	10T	12T	14T	16T	18T	20T
Capacity range				HP	8	10	12	14	16	18	20
Cooling capacity	Nom.			kW	22.4 (1) / 22.4 (2)	28.0 (1) / 28.0 (2)	33.5 (1) / 33.5 (2)	40.0 (1) / 40.0 (2)	45.0 (1) / 45.0 (2)	50.4 (1)	56.0 (1)
Heating capacity	Nom.			kW	22.4 (3) / 22.40 (4)	28.0 (3) / 28.00 (4)	33.5 (3) / 33.50 (4)	40.0 (3) / 40.0 (4)	45.0 (3) / 45.0 (4)	50.4 (3)	56.0 (3)
	Max.			kW	25.0 (3)	31.5 (3)	37.5 (3)	45.0 (3)	50.0 (3)	56.5 (3)	63.0 (3)
Power input - 50Hz	Cooling	Nom.		kW	5.21 (1) / 4.47 (2)	7.29 (1) / 6.32 (2)	8.98 (1) / 8.09 (2)	11.0 (1) / 9.88 (2)	13.0 (1) / 12.10 (2)	15.0 (1)	18.5 (1)
	Heating	Nom.		kW	4.75 (3) / 4.47 (4)	6.29 (3) / 5.47 (4)	7.77 (3) / 6.59 (4)	9.52 (3) / 9.30 (4)	11.1 (3) / 9.8 (4)	12.6 (3)	14.5 (3)
		Max.		kW	5.51 (3)	7.38 (3)	9.10 (3)	11.2 (3)	12.8 (3)	14.6 (3)	17.0 (3)
EER				kW	4.30 (1) / 5.01 (2)	3.84 (1) / 4.43 (2)	3.73 (1) / 4.14 (2)	3.64 (1) / 4.05 (2)	3.46 (1) / 3.73 (2)	3.36 (1)	3.03 (1)
ESEER - Automatic					7.53	7.20	6.96	6.83	6.50	6.38	5.67
ESEER - Standard					6.37	5.67	5.50	5.31	5.05	4.97	4.42
COP at nominal capacity				kW	4.72 (3) / 5.01 (4)	4.45 (3) / 5.12 (4)	4.31 (3) / 5.08 (4)	4.20 (3) / 4.30 (4)	4.05 (3) / 4.59 (4)	4.00	3.86
COP at maximum capacity				kW	4.54 (3)	4.27 (3)	4.12 (3)	4.02 (3)	3.91 (3)	3.87	3.71
Maximum number of connectable indoor units					64 (5)						
Indoor index connection	Min.				100	125	150	175	200	225	250
	Nom.				200	250	300	350	400	450	500
	Max.				260	325	390	455	520	585	650
Dimensions	Unit	HeightxWidthxDepth		mm	1,685x930x765			1,685x1,240x765			
Weight	Unit	RYYQ/RXYQ		kg	243/187	252/194		356/305		391/314	
Fan	Air flow rate	Cooling	Nom.	m^3/min	162	175	185	223	260	251	261
Sound power level	Cooling	Nom.		dBA	78	79	81		86		88
Sound pressure level	Cooling	Nom.		dBA	58		61		64	65	66
Operation range	Cooling	Min.~Max.		°CDB	-5~43						
	Heating	Min.~Max.		°CWB	-20~15.5						
Refrigerant	Type				R-410A						
	Charge			kg	5.9	6	6.3	10.3	10.4	11.7	11.8
				TCO_2eq	12.3	12.5	13.2	21.5	21.7	24.4	24.6
	GWP				2,087.5						
Piping connections	Liquid	OD		mm	9.52			12.7		15.9	
	Gas	OD		mm	19.1	22.2		28.6			
	Total piping length	System	Actual	m	1,000						
Power supply	Phase/Frequency/Voltage			Hz/V	3N~/50/380-415						
Current - 50Hz	Maximum fuse amps (MFA)			A	20	25	32		40		50

Outdoor system		RYYQ/RXYQ	22T	24T/24T9	26T	28T	30T	32T	34T	36T	38T/38T9	40T
System	Outdoor unit module 1		10T	8T		12T			16T		8T	10T
	Outdoor unit module 2		12T	16T	14T	16T	18T	16T	18T	20T	10T	12T
	Outdoor unit module 3		-								20T	18T
Capacity range		HP	22	24	26	28	30	32	34	36	38	40
Cooling capacity	Nom.	kW	61.5	67.4	73.5	78.5	83.9	90.0	95.4	101.0	106.3	111.9
Heating capacity	Nom.	kW	61.5	67.4	73.5	78.5	83.9	90.0	95.4	101.0	106.3	111.9
	Max.	kW	69.0	75.0	82.5	87.5	94.0	100.0	106.5	113.0	119.0	125.5
Power input - 50Hz	Cooling	Nom.	kW	16.27	18.2	20.0	22.0	24.0	26.0	28.0	31.5	29.2	31.3
	Heating	Nom.	kW	14.06	15.85	17.29	18.87	20.4	22.2	23.7	25.6	25.1	26.7
		Max.	kW	16.48	18.31	20.30	21.90	23.7	25.6	27.4	29.8	29.2	31.1
EER			kW	3.77	3.70	3.68	3.57	3.5	3.46	3.4	3.21	3.6	
ESEER - Automatic				7.07	6.81	6.89	6.69	6.60	6.50	6.44	6.02	6.36	6.74
ESEER - Standard				5.58	5.42	5.39	5.23	5.17	5.05	5.01	4.68	5.03	5.29
COP at nominal capacity			kW	4.37	4.25		4.16	4.1	4.05	4.0	3.95	4.2	
COP at maximum capacity			kW	4.19	4.10	4.06	4.00		3.91	3.9	3.79	4.1	4.0
Maximum number of connectable indoor units				64									
Indoor index connection	Min.			275	300	325	350	375	400	425	450	475	500
	Nom.			550	600	650	700	750	800	850	900	950	1,000
	Max.			715	780	845	910	975	1,040	1,105	1,170	1,235	1,300
Piping connections	Liquid	OD	mm	15.9		19.1							
	Gas	OD	mm	28.6	34.9						41.3		
	Total piping length	System	Actual	m	1,000								
Current - 50Hz	Maximum fuse amps (MFA)		A	63			80				100		

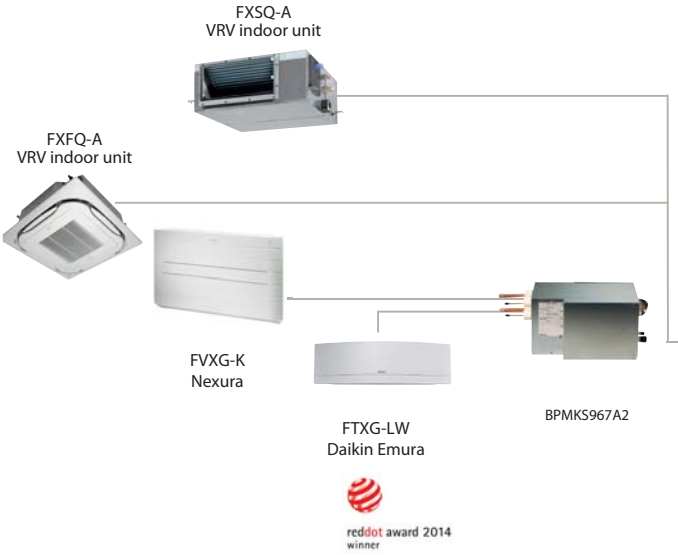



RYYQ-T/RXYQ-T(9)

Connectable indoor units

	15 CLASS	20 CLASS	25 CLASS	35 CLASS	42 CLASS	50 CLASS	60 CLASS	71 CLASS
Daikin Emura – Wall mounted unit		FTXG20LW FTXG20LS	FTXG25LW FTXG25LS	FTXG35LW FTXG35LS		FTXG50LW FTXG50LS		
Wall mounted unit	CTXS15K	FTXS20K	FTXS25K	FTXS35K CTXS35K	FTXS42K	FTXS50K	FTXS60G	FTXS71G
Nexura – Floor standing unit			FVXG25K	FVXG35K		FVXG50K		
Floor standing unit			FVXS25F	FVXS35F		FVXS50F		
Flexi type unit			FLXS25B	FLXS35B9		FLXS50B	FLXS60B	

BPMKS box needed to connect RA indoors to VRV IV (RYYQ-T and RXYQ-T(9))

Outdoor system				RYYQ/RXYQ	42T	44T	46T	48T	50T	52T	54T
System	Outdoor unit module 1				10T	12T	14T		16T		18T
	Outdoor unit module 2				16T					18T	
	Outdoor unit module 3				16T				18T		
Capacity range				HP	42	44	46	48	50	52	54
Cooling capacity	Nom.			kW	118.0	123.5	130.0	135.0	140.0	145.8	151.2
Heating capacity	Nom.			kW	118.0	123.5	130.0	135.0	140.0	145.8	151.2
	Max.			kW	131.5	137.5	145.0	150.0	156.0	163.0	169.5
Power input - 50Hz	Cooling	Nom.		kW	33.3	35.0	37.0	39.0	40.7	43.0	45.0
	Heating	Nom.		kW	28.49	29.97	31.72	33.3	34.6	36.3	37.8
		Max.		kW	32.98	34.70	36.8	38.4	40.0	42.0	43.8
EER				kW	3.54		3.51	3.46	3.44	3.4	3.40
ESEER - Automatic					6.65	6.62	6.60	6.50	6.46	6.42	6.38
ESEER - Standard					5.19	5.17	5.13	5.05	5.02	4.99	4.97
COP at nominal capacity				kW	4.14	4.12	4.10	4.05		4.0	
COP at maximum capacity				kW	3.99	3.96	3.94	3.91	3.90		
Maximum number of connectable indoor units					64						
Indoor index connection	Min.				525	550	575	600	625	650	675
	Nom.				1,050	1,100	1,150	1,200	1,250	1,300	1,350
	Max.				1,365	1,430	1,495	1,560	1,625	1,690	1,755
Piping connections	Liquid	OD		mm	19.1						
	Gas	OD		mm	41.3						
	Total piping length	System	Actual	m	1,000						
Current - 50Hz	Maximum fuse amps (MFA)			A	100			125			

Outdoor unit module for RYYQ combinations				RYMQ	8T	10T	12T	14T	16T	18T	20T
Dimensions	Unit	Height/Width/Depth		mm	1,685/930/765			1,685/1,240/765			
Weight	Unit			kg	188	195		309		319	
Fan	Air flow rate	Cooling	Nom.	m^3/min	162	175	185	223	260	251	261
Sound power level	Cooling	Nom.		dBA	78	79	81		86		88
Sound pressure level	Cooling	Nom.		dBA	58		61		64	65	66
Operation range	Cooling	Min.~Max.		°CDB	-5~43						
	Heating	Min.~Max.		°CWB	-20~15.5						
Refrigerant	Type				R-410A						
	Charge			kg	5.9	6	6.3	10.3	10.4	11.7	11.8
				TCO_2eq	12.3	12.5	13.2	21.5	21.7	24.4	24.6
	GWP				2,087.5						
Power supply	Phase/Frequency/Voltage			Hz/V	3N~/50/380-415						
Current - 50Hz	Maximum fuse amps (MFA)			A	20	25	32		40		50

(1) Nominal cooling capacities are based on: indoor temperature: 27°CDB, 19°CWB, outdoor temperature: 35°CDB, equivalent refrigerant piping: 5m, level difference: 0m. Data for standard efficiency series (2) Nominal cooling capacities are based on: indoor temperature: 27°CDB, 19°CWB, outdoor temperature: 35°CDB, equivalent refrigerant piping: 5m, level difference: 0m. Data for high efficiency series, Eurovent certified (3) Nominal heating capacities are based on: indoor temperature: 20°CDB, outdoor temperature: 7°CDB, 6°CWB, equivalent refrigerant piping: 5m, level difference: 0m. Data for standard efficiency series (4) Nominal heating capacities are based on: indoor temperature: 20°CDB, outdoor temperature: 7°CDB, 6°CWB, equivalent refrigerant piping: 5m, level difference: 0m. Data for high efficiency series, Eurovent certified (5) Actual number of connectable indoor units depends on the indoor unit type (VRV indoor, Hydrobox, RA indoor, etc.) and the connection ratio restriction for the system (50% <= CR <= 130%) | The STANDARD ESEER value corresponds with normal VRV4 Heat Pump operation, not taking into account advanced energy saving operation functionality | The AUTOMATIC SEER value corresponds with normal VRV4 Heat Pump operation, taking into account advanced energy saving operation functionality (variable refrigerant temperature control operation) | Contains fluorinated greenhouse gases



VRV IV S-series heat pump

RXYSCQ-TV1 / RXYSQ-TV1 / RXYSQ-TY1

Variable Refrigerant Temperature

A wide range, big on features

They may be discreet, but Daikin VRV IV S-series units stand out when it comes to benefits they deliver. They provide the perfect indoor climate, while remaining totally discreet from the outside. If you need efficient and effective air conditioning from a completely unnoticeable unit, look no further.

Features

- A wide range of stylish residential or commercial indoor units can be connected
- A total air conditioning solution integrating air handling units and/or air curtains
- Complete reliability thanks to refrigerant-cooled PCB
- Suitable for bigger projects of up to 150 to 200m²
- Light weight unit (down to 88kg) is easy to install and handle
- A perfect match for any application thanks to the wide range of small-footprint units
- Widest range of front blow units on the market

Total solution



Daikin Emura wall mounted unit



Fully flat cassette



Biddle air curtain



Nexura



Fully flat cassette



Air handling unit ventilation



10/12 HP 8 HP 4/5/6 HP 4/5 HP

Most compact unit on the market 823mm high & 88kg

Compact: Easy for a two person crew to move and install.

YouTube

www.youtube.com/DaikinEurope

VRV IV S-series compact heat pump

The most compact VRV

- Compact & lightweight single fan design makes the unit almost unnoticeable
- Covers all thermal needs of a building via a single point of contact: accurate temperature control, ventilation, air handling units and Biddle air curtains
- Wide range of indoor units: either connect VRV or stylish indoor units such as Daikin Emura, Nexura ...
- Incorporates VRV IV standards & technologies: Variable Refrigerant Temperature and full inverter compressors
- 3 steps in night quiet mode: step 1: 47 dBA, step 2: 44 dBA, step 3: 41 dBA
- Possibility to limit peak power consumption between 30 and 80%, for example during periods with high power demand
- Contains all standard VRV features



RXYSCQ-TV1

Outdoor unit				RXYSCQ	4TV1	5TV1
Capacity range				HP	4	5
Cooling capacity	Nom.			kW	12.1	14.0
Heating capacity	Nom.			kW	12.1	14.0
	Max.			kW	14.2	16.0
Power input - 50Hz	Cooling	Nom.		kW	3.43	4.26
	Heating	Nom.		kW	3.18	3.91
		Max.		kW	4.14	5.00
EER				kW	3.53	3.29
COP at nominal capacity				kW	3.81	3.58
COP at maximum capacity				kW	3.43	3.20
Maximum number of connectable indoor units					64 (1)	
Indoor index connection	Min.				50	62.5
	Nom.				-	
	Max.				130	162.5
Dimensions	Unit	HeightxWidthxDepth		mm	823x940x460	
Weight	Unit			kg	94	
Fan	Air flow rate	Cooling	Nom.	m^3/min	91	
Sound power level	Cooling	Nom.		dBA	68	69
Sound pressure level	Cooling	Nom.		dBA	51	52
Operation range	Cooling	Min.~Max.		°CDB	-5~46	
	Heating	Min.~Max.		°CWB	-20~15.5	
Refrigerant	Type				R-410A	
	Charge			kg	3.7	
				TCO_2eq	7.7	
	GWP				2,087.5	
Piping connections	Liquid	OD		mm	9.52	
	Gas	OD		mm	15.9	
	Total piping length	System	Actual	m	-	
Power supply	Phase/Frequency/Voltage			Hz/V	1~/50/220-240	
Current - 50Hz	Maximum fuse amps (MFA)			A	32	

(1) Actual number of units depends on the indoor unit type (VRV DX indoor, RA DX indoor, etc.) and the connection ratio restriction for the system (being; 50% ≤ CR ≤130%).
(2) Contains fluorinated greenhouse gases

VRV IV S-series heat pump

Space saving solution without compromising on efficiency

- Space saving trunk design for flexible installation
- Covers all thermal needs of a building via a single point of contact: accurate temperature control, ventilation, air handling units and Biddle air curtains
- Wide range of indoor units: either connect VRV or stylish indoor units such as Daikin Emura, Nexura ...
- Incorporates VRV IV standards & technologies: Variable Refrigerant Temperature and full inverter compressors
- 3 steps in night quiet mode: step 1: 47dBA, step 2: 44 dBA, step 3: 41 dBA
- Possibility to limit peak power consumption between 30 and 80%, for example during periods with high power demand
- Contains all standard VRV features



RXYSQ4-6TV1 / RXYSQ4-6TY1

Outdoor unit				RXYSQ-TV1/RXYSQ-TY1	4TV1	5TV1	6TV1	4TY1	5TY1	6TY1	8TY1	10TY1	12TY1
Capacity range				HP	4	5	6	4	5	6	8	10	12
Cooling capacity	Nom.			kW	12.1	14.0	15.5	12.1	14.0	15.5	22.4	28.0	33.5
Heating capacity	Nom.			kW	12.1	14.0	15.5	12.1	14.0	15.5	22.4	28.0	33.5
	Max.			kW	14.2	16.0	18.0	14.2	16.0	18.0	25.0	31.5	37.5
Power input - 50Hz	Cooling	Nom.		kW	3.03	3.73	4.56	3.03	3.73	4.56	6.12	8.24	10.15
	Heating	Nom.		kW	2.68	3.27	3.97	2.68	3.27	3.97	5.20	6.60	8.19
		Max.		kW	3.43	4.09	5.25	3.43	4.09	5.25	6.22	8.33	10.25
EER				kW	4.00	3.75	3.40	4.00	3.75	3.40	3.66	3.40	3.30
COP at nominal capacity				kW	4.52	4.28	3.90	4.52	4.28	3.90	4.31	4.24	4.09
COP at maximum capacity				kW	4.14	3.91	3.43	4.14	3.91	3.43	4.02	3.78	3.66
Maximum number of connectable indoor units					64 (1)								
Indoor index connection	Min.				50	62.5	70	50	62.5	70	100	125	150
	Nom.				-								
	Max.				130	162.5	182	130	162.5	182	260	325	390
Dimensions	Unit	HeightxWidthxDepth		mm	1,345x900x320						1,430x940x320	1,615x940x460	
Weight	Unit			kg	104						144	175	180
Fan	Air flow rate	Cooling	Nom.	m^3/min	106						140	182	
Sound power level	Cooling	Nom.		dBA	68	69	70	68	69	70	73	74	76
Sound pressure level	Cooling	Nom.		dBA	50	51		50	51		55		57
Operation range	Cooling	Min.~Max.		°CDB	-5~46						-5~52		
	Heating	Min.~Max.		°CWB	-20~15.5								
Refrigerant	Type				R-410A								
	Charge			kg	3.6						4.5	7	8
				TCO_2eq	7.5						9.4	14.6	16.7
	GWP				2,087.5								
Piping connections	Liquid	OD		mm	9.52								12.7
	Gas	OD		mm	15.9		19.1	15.9		19.1		22.4	25.4
	Total piping length	System	Actual	m	-								
Power supply	Phase/Frequency/Voltage			Hz/V	1N~/50/220-240			3N~/50/380-415					
Current - 50Hz	Maximum fuse amps (MFA)			A	32			16			25		32

(1) Actual number of units depends on the indoor unit type (VRV DX indoor, RA DX indoor, etc.) and the connection ratio restriction for the system (being; 50% ≤ CR ≤130%).
(2) Contains fluorinated greenhouse gases


PIPE RUN OF 70M ALLOWS
INSTALLATION AWAY FROM THE HOUSE


LARGE VILLA APPLICATION


PARAPET INSTALLATION


OFFICE ROOFTOP INSTALLATION



VRV IV heat pump for indoor installation

SB.RKXYQ-T

Keep looking you'll never find me

You can install highly efficient, reliable Daikin air conditioning systems in the most demanding locations while remaining invisible from street level.

Invisible

› Completely invisible only the grilles are visible
› Seamless integration into surrounding architecture
› Highly suited to densely populated areas thanks to the low operation sound

Intuitive

› Total flexibility as the outdoor unit is split up in 2 parts
› Easy and quick to transport and install by just 2 persons
› Easy servicability, all components can be easily reached

Intelligent

› Patented V-shape heat exchanger for the most compact unit (400 mm high) ever
› Connectable to all VRV indoor units
› Provides a total solution when combined with ventilation units, Biddle air curtains and controls

Unique concept with 5 patents

Variable Refrigerant Temperature

Invisible





Unique split outdoor unit

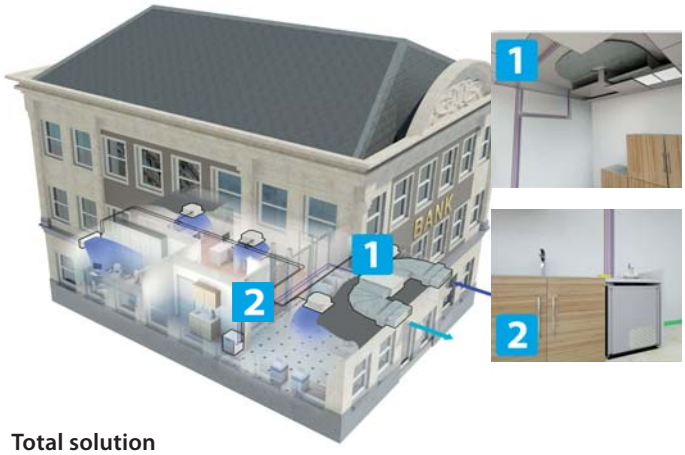

Total solution







VRV IV heat pump for indoor installation

The invisible VRV

› Unique VRV heat pump for indoor installation

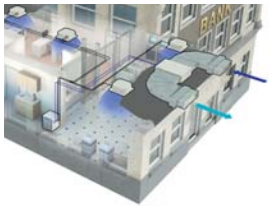

› Unrivalled flexibility because the unit is split up into two elements: the heat exchanger and the compressor

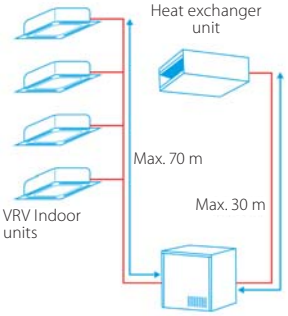

› Highly suited to densely populated areas thanks to the low operation sound and seamless integration into surrounding architecture as only the grille is visible



SB.RKXYQ5T

› Incorporates VRV IV standards & technologies: Variable Refrigerant Temperature, VRV configurator and full inverter compressors
› Lightweight units (max. 97kg) can be installed by two people
› Unique V-shape heat exchanger results in compact dimensions (h/e unit only 400mm high) allowing false ceiling installation, while ensuring top efficiency
› Super efficient centrifugal fans (over 50% efficiency increase compared to sirocco fan)
› Small footprint compressor unit (600 x 550 mm) maximizing useable floor space
› Contains all standard VRV features

Outdoor system					SB.RKXYQ	5T
System	Compressor unit					RKXYQ5T
	Heat exchanger unit					RDXYQ5T
Capacity range					HP	5
Cooling capacity	Nom.	35°CDB			kW	14.0
Heating capacity	Nom.	6°CWB			kW	14.0
	Max.	6°CWB			kW	16.0
Power input - 50Hz	Cooling	Nom.	35°CDB		kW	4.38
	Heating	Nom.	6°CWB		kW	3.68
		Max.	6°CWB		kW	4.71
EER	at nom. capacity		35°CDB		kW/kW	3.20
COP	at nom. capacity		6°CWB		kW/kW	3.80
	at max. capacity		6°CWB		kW/kW	3.40
Maximum number of connectable indoor units						10 (1)
Indoor index connection	Min.					62.5
	Nom.					-
	Max.					162.5
Fan	External static pressure	Max.			Pa	150
		Nom.			Pa	60
Operation range	Cooling	Min.~Max.			°CDB	-5~46
	Heating	Min.~Max.			°CWB	-20~15.5
	Temperature around casing	Min.			°CDB	5
		Max.			°CDB	35
Piping connections	Between Compressor module (CM) and heat exchanger module (HM)	Liquid	OD		mm	12.7
		Gas	OD		mm	19.1
	Between Compressor module (CM) and indoor units (IU)	Liquid	OD		mm	9.5
		Gas	OD		mm	15.9
	Total piping length	System	Actual		m	140

(1) Actual number of units depends on the indoor unit type (VRV DX indoor, etc.) and the connection ratio restriction for the system (being; 50% ≤ CR ≤ 130%).

Outdoor unit module					RKXYQ5T - compressor module	RDXYQ5T - heat exchanger module
Dimensions	Unit	Height/Width/Depth		mm	701/600/554	397/1,456/1,044
Weight	Unit			kg	77	97
Fan	Type				-	Centrifugal
	Air flow rate	Cooling	Nom.	m^3/min	-	55
	Discharge direction				-	Discharge duct
Sound power level	Cooling	Nom.		dBA	-	-
Sound pressure level	Cooling	Nom.		dBA	47	47
Refrigerant	Type				R-410A	R-410A
	Charge			kg	2	-
				TCO_2eq	4.2	-
	GWP				2,087.5	-
Power supply	Phase/Frequency/Voltage			Hz/V	3N~/50/380-415	1N~/50/220-240
Current - 50Hz	Maximum fuse amps (MFA)			A	16	10

VRVIII heat pump, optimised for heating

Where heating is priority without compromising on efficiency

- First system in the industry developed for heating operation in low ambient conditions, making it suitable for single source heating
- Extended operation range down to -25°C in heating
- Stable heating capacity and high COP values at low ambients thanks to the two stage compression technology (COP values of 3.0 and more at -10°C)
- Improved comfort thanks to shorter defrost time
- Shorter heat up time compared to standard VRVIII heat pump
- Contains all standard VRV features



RTSYQ14-16PA

Outdoor system				RTSYQ	10PA	14PA	16PA	20PA
System	Outdoor unit module 1				RTSQ10PAY1	RTSQ14PAY1	RTSQ16PAY1	RTSQ8PAY1
	Outdoor unit module 2					-		RTSQ12PAY1
	Function unit					BTSQ20PY1		
Capacity range				HP	10	14	16	20
Cooling capacity	Nom.			kW	28.0	40.0	45.0	56.0
Heating capacity	Nom.			kW	31.5 (1) / 28.0 (2)	45.0 (1) / 40.0 (2)	50.0 (1) / 45.0 (2)	63.0 (1) / 55.9 (2)
Power input - 50Hz	Cooling	Nom.		kW	7.90	12.6	14.9	15.4
	Heating	Nom.		kW	7.78 (1) / 8.18 (2)	11.4 (1) / 12.8 (2)	13.0 (1) / 15.0 (2)	15.4 (1) / 18.7 (2)
EER				kW	3.54	3.17	3.02	3.64
COP				kW	4.05 (1) / 3.42 (2)	3.95 (1) / 3.13 (2)	3.85 (1) / 3.00 (2)	4.09 (1) / 2.99 (2)
Maximum number of connectable indoor units					21	30	34	43
Indoor index connection	Min.				125	175	200	250
	Nom.				250	350	400	500
	Max.				325	455	520	650
Sound pressure level	Cooling	Nom./Max.		dBA	60/62	61/63	63/65	
Piping connections	Liquid	OD		mm	9.52	12.7		15.9
	Gas	OD		mm	22.2	28.6		
	Oil equalizing	OD		mm		-		19.1
	Total piping length	System	Actual	m		500		
Current - 50Hz	Maximum fuse amps (MFA)			A	25	35	40	50

(1) Heating: Indoor temp. 20°CDB; outdoor temp. 7°CDB,6°CWB (2) Heating: Indoor temp. 20°CDB; outdoor temp. -10°CWB

Outdoor unit module				RTSQ	20P	8PA	10PA	12PA	14PA	16PA
Dimensions	Unit	Height/Width/Depth		mm	1,570/460/765	1,680/930/765			1,680/1,240/765	
Weight	Unit			kg	110	205	257		338	344
Fan	Air flow rate	Cooling	Nom.	m^3/min	-	185		200	233	239
Sound power level	Cooling	Nom.		dBA	-					
Operation range	Cooling	Min.~Max.		°CDB	-5~43					
	Heating	Min.~Max.		°CWB	-25~15.5					
Refrigerant	Type				R-410A					
	Charge			kg	-	9.4	10.5	10.9	11.7	
				TCO_2eq	-	19.6	21.9	22.8	24.4	
	GWP				2,087.5					
Power supply	Phase/Frequency/Voltage			Hz/V	3~/50/380-415					
Current - 50Hz	Maximum fuse amps (MFA)			A	20	25			35	40

VRV Classic

Classic VRV configuration

› For standard cooling & heating requirements
› Connectable to all standard VRV indoor units, controls and ventilation
› Contains all standard VRV features



RXYCQ14-20A

Outdoor unit					RXYCQ	8A	10A	12A	14A	16A	18A	20A
Capacity range					HP	8	10	12	14	16	18	20
Cooling capacity	Nom.				kW	20.0	25.0	30.0	35.0	40.0	45.0	50.4
Heating capacity	Nom.				kW	22.4	28.0	33.6	31.5	44.8	50.4	56.5
Power input - 50Hz	Cooling	Nom.			kW	6.60	6.74	8.77	11.4	12.9	15.0	17.9
	Heating	Nom.			kW	5.80	7.00	8.62	8.18	11.8	13.8	16.1
EER					kW	3.03	3.71	3.42	3.07	3.10	3.00	2.81
COP					kW	3.86	4.00	3.90	3.85	3.80	3.65	3.50
Maximum number of connectable indoor units						64						
Indoor index connection	Min.					100	125	150	175	200	225	250
	Nom.					200	250	300	350	400	450	500
	Max.					200	250	360	420	480	540	600
Dimensions	Unit	HeightxWidthxDepth			mm	1,680x635x765	1,680x930x765			1,680x1,240x765		
Weight	Unit				kg	159	187	240		316		324
Fan	Air flow rate	Cooling	Nom.		m^3/min	95	171	185	196	233		239
Sound power level	Cooling	Nom.			dBA	78	81			86		88
Sound pressure level	Cooling	Nom.			dBA	58	59	61		64	65	66
Operation range	Cooling	Min.~Max.			°CDB	-5~43						
	Heating	Min.~Max.			°CWB	-20~15.5						
Refrigerant	Type					R-410A						
	Charge				kg	6.2	7.7	8.4	8.6	11.3	11.5	11.7
					TCO_2eq	12.9	16.1	17.5	18	23.6	24	24.4
	GWP					2,087.5						
Piping connections	Liquid	OD			mm		9.52		12.7			15.9
	Gas	OD			mm	15.9	19.1	22.2	28.6			
	Total piping length	System	Actual		m	300						
Power supply	Phase/Frequency/Voltage				Hz/V	3N~/50/380-415						
Current - 50Hz	Maximum fuse amps (MFA)				A	16	25			40		

Contains fluorinated greenhouse gases

Replacement technology



The quick and quality way of upgrading R-22 and R-407C systems

These benefits will convince your customer

Drastically improve your efficiency, comfort and reliability

Avoid loss of business

Replacing now prevents unplanned, lengthy downtime of air conditioning systems. It also avoids loss of business for shops, complaints from guests in hotels, lower working efficiency and loss of tenants in offices.

Quick and easy installation

No interruption of daily business while replacing the system thanks to phased-in, fast installation.

Smaller footprint, more performance

Thanks to a smaller footprint, Daikin outdoor units save space. Also, more indoor units can be connected to the new outdoor unit compared to the old system, allowing to increase capacity.

Lower long-term costs

EU Directives prohibit system repairs with R-22 after January 1, 2015. Delaying the required R-22 replacement until an unplanned system breakdown is a losing game. Replacement day will come. Installing a technically advanced system lowers energy consumption and maintenance costs from day one.

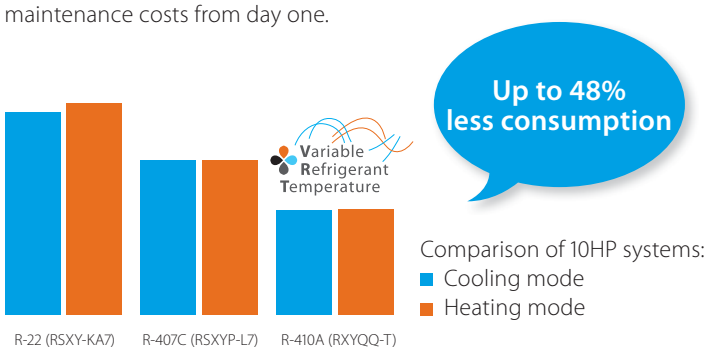

Keep your refrigerant piping

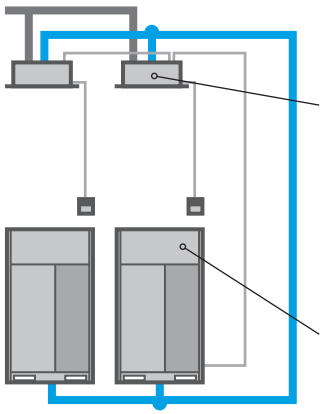

The Daikin low-cost upgrade solution

! Replace indoor units and BS boxes

Contact your local dealer to check compatibility in case you need to keep the indoor units.

! Replace outdoor units

Your copper pipes will last for multiple generations

- copper pipes used in air conditioning systems tested by Daikin will last over 60 years after installation.
- Japan/China have replaced with VRV Q-series already 10 years ago!

Umeda Center Building, Japan

- original A/C system: 20 years in use
- replacement with VRV Q-series: 2006 - 2009
- capacity up from 1620HP to 2322HP
- SHASE renewal award: 2013 (1st)





Planning your replacement in future?

Monitor your system now!

Your building use might have changed over the years. Monitoring and Daikin expert advice prepare you for an optimum replacement to maximize efficiency and comfort, while minizing the investment cost of your new system.

VRV-Q benefits to increase your profit

Optimise your business

Less installation time

Tackle more projects in less time thanks to faster installation. It is more profitable than replacing the full system with new piping.

Lower installation costs

Reducing installation costs enables you to offer customers the most cost-effective solution and improve your competitive edge.

Replace non-Daikin systems NON DAIKIN › DAIKIN

It is a trouble-free replacement solution for Daikin systems and for systems made by other manufacturers.

Easy as one-two-three

A simple solution for replacement technology enables you to handle more projects for more customers in less time and offer them the best price! Everybody gains.

Automatic refrigerant charge

The unique automatic refrigerant charge eliminates the need to calculate refrigerant volume and ensures that the system will operate perfectly. Not knowing the exact piping lengths because of changes or mistakes in case you didn't do the original installation or replacing a competitor installation no longer poses a problem.

Automatic pipe cleaning

There is no need to clean inside piping as this is handled automatically by the VRV-Q unit. Finally the test operation is performed automatically to save time.

Compare installation steps

Conventional solution	VRV-Q
1 Recover refrigerant	1 Recover refrigerant
2 Remove units	2 Remove units
3 Remove refrigerant pipes	Re-use existing piping and wiring
4 Install new piping and wiring	3 Install new units
5 Install new units	4 Leak test
6 Leak test	5 Vacuum drying
7 Vacuum drying	6 Auromatic refrigerant charging, cleaning and testing
8 Refrigerant charging	
9 Collect contamination	
10 Test operation	

Up to 45% shorter installation time



One touch convenience:

› Measure and charge refrigerant
› Automatic pipe cleaning
› Test operation

Replacement VRV

- Cost effective and fast replacement as only the outdoor and indoor unit needs to be replaced, meaning almost no work has to be carried out inside the building
- Efficiency gains of more than 70% can be realized, by virtue of technological developments in heat pump technology and the more efficient R-410A refrigerant
- Less intrusive and time consuming installation compared to installing a new system, as the refrigerant piping can be maintained
- Unique automatic refrigerant charge eliminates the need to calculate refrigerant volume and allows safe replacement of competitor replacement
- Automatic cleaning of refrigerant piping ensures a clean piping network, even when a compressor breakdown has occurred
- Accurate temperature control, fresh air provision, air handling units and Biddle air curtains all integrated in a single system requiring only one single point of contact
- Incorporates VRV IV standards & technologies: Variable Refrigerant Temperature and full inverter compressors (for RXYQQ-T units)
- Possibility to add indoor units and increase capacity without changing the refrigerant piping
- Possibility to spread the various stages of replacement thanks to the modular design of the VRV system
- Free combination of outdoor units to meet installation space or efficiency requirements (for RXYQQ-T units)
- Contains all standard VRV features



RQCEQ712-848P

Outdoor system				RQCEQ	280P3	360P3	460P3	500P3	540P3	636P3	712P3	744P3	816P3	848P3
System	Outdoor unit module 1				RQEQ140P3	RQEQ180P3	RQEQ140P3		RQEQ180P3	RQEQ212P3	RQEQ140P3		RQEQ180P3	RQEQ212P3
	Outdoor unit module 2				RQEQ140P3	RQEQ180P3	RQEQ140P3	RQEQ180P3		RQEQ212P3	RQEQ180P3		RQEQ212P3	
	Outdoor unit module 3				-		RQEQ180P3			RQEQ212P3	RQEQ180P3	RQEQ212P3		
	Outdoor unit module 4				-						RQEQ212P3			
Capacity range				HP	10	13	16	18	20	22	24	26	28	30
Cooling capacity	Nom.			kW	28.0	36.0	45.0	50.0	54.0	63.6	71.2	74.4	81.6	84.8
Heating capacity	Nom.			kW	32.0	40.0	52.0	56.0	60.0	67.2	78.4	80.8	87.2	89.6
Power input - 50Hz	Cooling	Nom.		kW	7.04	10.3	12.2	13.9	15.5	21.9	21.2	23.3	27.1	29.2
	Heating	Nom.		kW	8.00	10.7	13.4	14.7	16.1	17.7	20.7	21.2	23.1	23.6
EER				kW	3.98	3.48	3.77	3.61	3.48	2.90	3.36	3.19	3.01	2.90
COP				kW	4.00	3.72	3.89	3.80	3.72	3.79	3.80	3.81	3.77	3.79
Maximum number of connectable indoor units					21	28	34	39	43	47	52	56	60	64
Indoor index connection	Min.				140	180	230	250	270	318	356	372	408	424
	Nom.				280	360	500		540	636	712	744	816	848
	Max.				364	468	598	650	702	827	926	967.0	1,061	1,102
Sound pressure level	Cooling	Nom.		dBA	57	61		62	63	64	63	64	65	66
Piping connections	Liquid	OD		mm	9.52	12.7		15.9			19.1			
	Gas	OD		mm	22.2	25.4	28.6				34.9			
	Discharge gas	OD		mm	19.1		22.2			25.4			28.6	
	Total piping length	System	Actual	m	300									
Current - 50Hz	Maximum fuse amps (MFA)			A	30	40	50	60		70	80		90	

Contains fluorinated greenhouse gases

Outdoor unit module				RQEQ	140P3	180P3	212P3
Dimensions	Unit	Height/Width/Depth		mm	1,680/635/765		
Weight	Unit			kg	175		179
Fan	Air flow rate	Cooling	Nom.	m^3/min	95	110	
Sound power level	Cooling	Nom.		dBA	-		
Sound pressure level	Cooling	Nom.		dBA	54	58	60
Operation range	Cooling	Min.~Max.		°CDB	-5~43		
	Heating	Min.~Max.		°CWB	-20~15.5		
Refrigerant	Type				R-410A		
	Charge			kg	10.3	10.6	11.2
				TCO_2eq	21.5	22.1	23.4
	GWP				2,087.5		
Power supply	Phase/Frequency/Voltage			Hz/V	3~/50/380-415		
Current - 50Hz	Maximum fuse amps (MFA)			A	15	20	22.5

Replacement VRV



RXYQQ8-12T

Outdoor unit					RXYQQ-T	RQYQ140P	8T	10T	12T	14T	16T	18T	20T
System	Outdoor unit module 1					RQYQ140P				-			
Capacity range					HP	5	8	10	12	14	16	18	20
Cooling capacity	Nom.				kW	14.0	22.4	28.0	33.5	40.0	45.0	50.4	56.0
Heating capacity	Nom.				kW	16.0	22.4	28.0	33.5	40.00	45.0	50.4	56.0
	Max.				kW	-	25.00	31.50	37.50	45.00	50.00	56.50	63.00
Power input - 50Hz	Cooling	Nom.			kW	3.36	5.21	7.29	8.98	11.0	13.0	15.0	18.5
	Heating	Nom.			kW	3.91	4.75	6.29	7.77	9.52	11.1	12.6	14.50
		Max.			kW	-	5.5	7.38	9.1	11.2	12.8	14.6	17.0
EER					kW	4.17	4.30	3.84	3.73	3.64	3.46	3.36	3.03
ESEER - Automatic						-	7.53	7.20	6.96	6.83	6.50	6.38	5.67
ESEER - Standard						-	6.37	5.67	5.50	5.31	5.05	4.97	4.42
COP at nominal capacity					kW	4.09	4.72	4.45	4.31	4.20	4.05	4.00	3.86
COP at maximum capacity					kW	-	4.54	4.27	4.12	4.02	3.91	3.87	3.71
Maximum number of connectable indoor units						10				64			
Indoor index connection	Min.					62.5	100	125	150	175	200	225	250
	Nom.					125	200	250	300	350	400	450	500
	Max.					162.5	260	325	390	455	520	585	650
Dimensions	Unit	HeightxWidthxDepth			mm	1,680x635x765	1,685x930x765			1,685x1,240x765			
Weight	Unit				kg	175	187	194		305		314	
Fan	Air flow rate	Cooling	Nom.		m^3/min	95	162	175	185	223	260	251	261
Sound power level	Cooling	Nom.			dBA	-	78	79	81		86		88
Sound pressure level	Cooling	Nom.			dBA	54.0	58		61		64	65	66
Operation range	Cooling	Min.~Max.			°CDB	-5~43							
	Heating	Min.~Max.			°CWB	-20~15.5							
Refrigerant	Type					R-410A							
	Charge				kg	11.1	5.9	6	6.3	10.3	10.4	11.7	11.8
					TCO_2eq	23.2	12.3	12.5	13.2	21.5	21.7	24.4	24.6
	GWP					2,087.5							
Piping connections	Liquid	OD			mm	9.52			12.7			15.9	
	Gas	OD			mm	15.9	19.1	22.2	28.6				
	Total piping length	System	Actual		m	300							
Power supply	Phase/Frequency/Voltage				Hz/V	3~/50/380-415	3N~/50/380-415						
Current - 50Hz	Maximum fuse amps (MFA)				A	15	20	25	32		40		50

Outdoor unit					RXYQQ-T	22T	24T	26T	28T	30T	32T	34T	36T	38T	40T	42T
System	Outdoor unit module 1					RXYQQ10T	RXYQQ8T	RXYQQ12T			RXYQQ16T			RXYQQ8T	RXYQQ10T	
	Outdoor unit module 2					RXYQQ12T	RXYQQ16T	RXYQQ14T	RXYQQ16T	RXYQQ18T	RXYQQ16T	RXYQQ18T	RXYQQ20T	RXYQQ10T	RXYQQ12T	RXYQQ16T
	Outdoor unit module 3					-								RXYQQ20T	RXYQQ18T	RXYQQ16T
Capacity range					HP	22	24	26	28	30	32	34	36	38	40	42
Cooling capacity	Nom.				kW	61.5	67.4	73.5	78.5	83.9	90.0	95.4	101.0	106.3	111.9	118.0
Heating capacity	Nom.				kW	69.0	75.0	82.5	87.5	83.9	100.0	95.4	113.0	106.3	111.9	131.5
	Max.				kW	-				94.0	-	106.5	-	119.0	125.5	-
Power input - 50Hz	Cooling	Nom.			kW	16.27	18.21	19.98	21.98	24.0	26.0	28.0	31.5	29.2	31.3	33.29
	Heating	Nom.			kW	16.48	18.31	20.30	21.90	20.4	25.6	23.7	29.8	25.1	26.7	32.98
		Max.			kW	-				23.7	-	27.4	-	29.2	31.1	-
EER					kW	3.78	3.70	3.68	3.57	3.5		3.4	3.2	3.6		3.54
ESEER - Automatic						7.07	6.81	6.89	6.69	6.60	6.50	6.44	6.02	6.36	6.74	6.65
ESEER - Standard						5.58	5.42	5.39	5.23	5.17	5.05	5.01	4.68	5.03	5.29	5.19
COP at nominal capacity					kW	4.37	4.25		4.16	4.10	4.05	4.00	3.95	4.2		4.14
COP at maximum capacity					kW	4.19	4.10	4.06	4.00		3.91	3.90	3.79	4.1	4.0	3.99
Maximum number of connectable indoor units						64										
Indoor index connection	Min.					275	300	325	350	375	400	425	450	475	500	525
	Nom.					550	600	650	700	750	800	850	900	950	1,000	1,050
	Max.					715	780	845	910	975	1,040	1,105	1,170	1,235	1,300	1,365
Piping connections	Liquid	OD			mm	15.9			19.1							
	Gas	OD			mm	28.6	34.9						41.3			
	Total piping length	System	Actual		m	300										
Current - 50Hz	Maximum fuse amps (MFA)				A	63				80				100		

Contains fluorinated greenhouse gases | The STANDARD ESEER value corresponds with normal VRV4 Heat Pump operation, not taking into account advanced energy saving operation functionality | The AUTOMATIC SEER value corresponds with normal VRV4 Heat Pump operation, taking into account advanced energy saving operation functionality (variable refrigerant temperature control operation) | Actual number of connectable indoor units depends on the indoor unit type (VRV indoor, Hydrobox, RA indoor, etc.) and the connection ratio restriction for the system (50% <= CR <= 130%)

RWEYQ-T8

Water-to-air heat pump



Unified range for heat pump & heat recovery and standard & geothermal series

+

Connectable to widest and most compact range of VRV IV BS boxes



Indoor installation makes unit invisible from the outside

› Seamless integration in the surrounding architecture as you cannot see the unit
› Highly suited for sound sensitive areas as there is no external operation sound
› Superior efficiency, even in the most extreme outside conditions, especially in geothermal operation

Variable water flow control

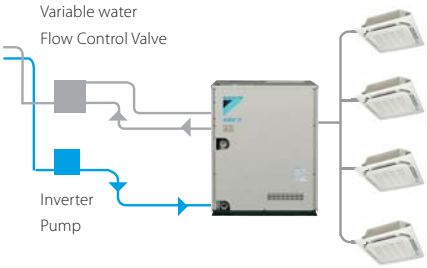

› The variable water flow control option reduces excessive energy use by the circulation pump.
› By controlling a variable water valve, the water flow is reduced when possible, saving energy.

Lower refrigerant levels

Water-cooled VRV systems typically have less refrigerant per system making it ideal to comply with the EN378 legislation limiting the amount of refrigerant in hospitals and hotels.

The refrigerant levels remain limited thanks to:
› limited distance between outdoor and indoor unit
› modularity: enabling small systems per floor instead of one big system. Thanks to the water circuit heat recovery is still possible in the entire building



BS1Q-A



BS 4 Q14 A



BS6,8Q14AV1

2-stage heat recovery

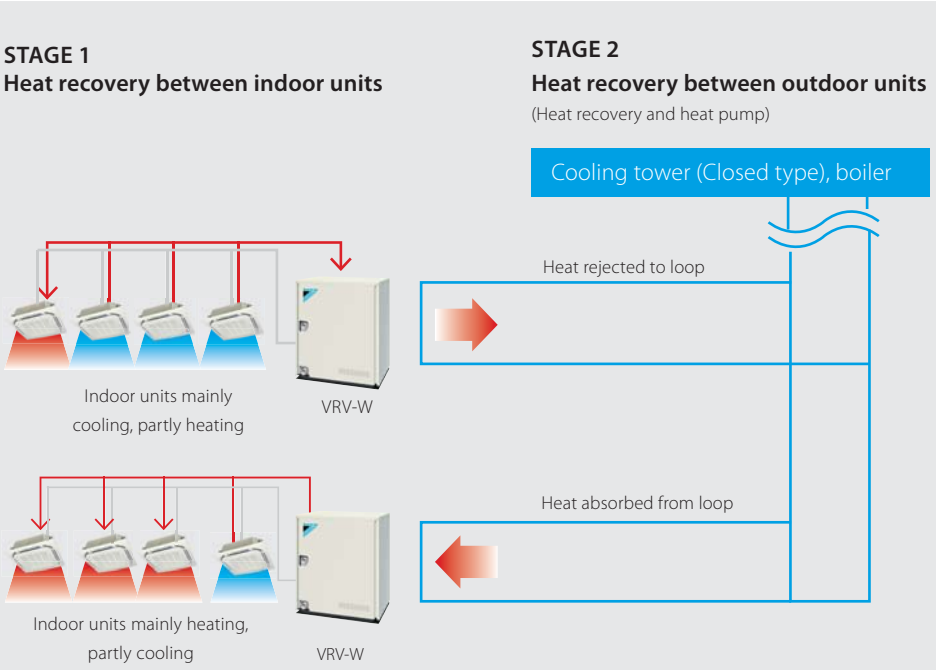

VRV IV water cooled series

Ideal for high rise buildings, using water as heat source

- Unified range for standard and geothermal series simplifies stock. Geothermal series reduce CO_2 emmisions thanks to the use of geothermal energy as a renewable energy source
- No need for an external heating or cooling source when used in geothermal mode
- Covers all thermal needs of a building via a single point of contact: accurate temperature control, ventilation, air handling units and Biddle air cutains
- Compact & lightweight design can be stacked for maximum space saving
- Incorporates VRV IV standards & technologies: Variable Refrigerant Temperature and full inverter compressors
- 2-stage heat recovery: first stage between indoor units, second stage between outdoor units thanks to the storage of energy in the water circuit
- Available in heat pump and heat recovery version
- Variable Water Flow control option increases flexibility and control
- Contains all standard VRV features



RWEYQ8-10T8

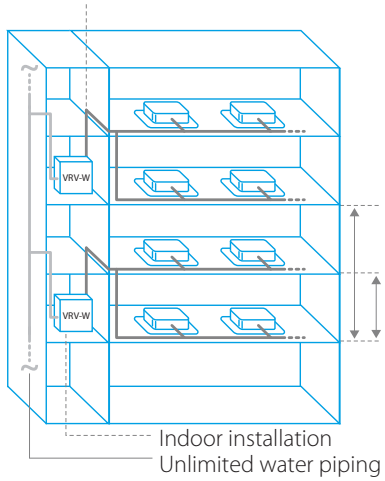

Level difference between the VRV-W and indoor units:
50m if the VRV-W is above
40m if the VRV-W is below

Level difference between indoor units: 15m

Indoor installation
Unlimited water piping length

Water piping
Refrigerant piping

Outdoor unit					RWEYQ	8T8	10T8	16T8	18T8	20T8	24T8	26T8	28T8	30T8
System	Outdoor unit module 1					RWEYQ8T	RWEYQ10T	RWEYQ8T		RWEYQ10T	RWEYQ8T			RWEYQ10T
	Outdoor unit module 2					-	-	RWEYQ8T	RWEYQ10T		RWEYQ8T		RWEYQ10T	
	Outdoor unit module 3					-		-			RWEYQ8T	RWEYQ10T		
Capacity range					HP	8	10	16	18	20	24	26	28	30
Cooling capacity	Nom.				kW	22.4 (1) / 22.4 (2)	28.0 (1) / 27.5 (2)	44.8 (1) / 44.8 (2)	50.4 (1) / 49.9 (2)	56.0 (1) / 55.0 (2)	67.2 (1) / 67.2 (2)	72.8 (1) / 72.3 (2)	78.4 (1) / 77.4 (2)	84.0 (1) / 82.5 (2)
Heating capacity	Nom.				kW	25.0 (3) / 25.0 (4)	31.5 (3) / 31.5 (4)	50.0 (3) / 50.0 (4)	56.5 (3) / 56.5 (4)	63.0 (3)/ 63.0 (4)	75.0 (3) / 75.0 (4)	81.5 (3) / 81.5 (4)	88.0 (3) / 88.0 (4)	94.5 (3) / 94.5 (4)
Power input - 50Hz	Cooling	Nom.			kW	4.42 (1) / 4.45 (2)	6.14 (1) / 6.35 (2)	8.8 (1) / 8.9 (2)	10.6 (1) / 10.8 (2)	12.3 (1) / 12.7 (2)	13.3 (1) / 13.4 (2)	15.0 (1) / 15.3 (2)	16.7 (1) / 17.2 (2)	18.4 (1) / 19.1 (2)
	Heating	Nom.			kW	4.21 (3) / 4.30 (4)	6.00 (3) / 6.20 (4)	8.4 (3) / 8.6 (4)	10.2 (3) / 10.5 (4)	12.0 (3) / 12.4 (4)	12.6 (3) / 12.9 (4)	14.4 (3) / 14.8 (4)	16.2 (3) / 16.7 (4)	18.0 (3) / 18.6 (4)
EER					kW	5.07 (1) / 5.03 (2)	4.56 (1) / 4.33 (2)	5.07 (1) / 5.03 (2)	4.77 (1) / 4.62 (2)	4.56 (1) / 4.33 (2)	5.07 (1) / 5.03 (2)	4.86 (1) / 4.74 (2)	4.69 (1) / 4.51 (2)	4.56 (1) / 4.33 (2)
COP					kW	5.94 (3) / 5.81 (4)	5.25 (3) / 5.08 (4)	5.94 (3) / 5.81 (4)	5.53 (3) / 5.38 (4)	5.25 (3) / 5.08 (4)	5.94 (3) / 5.81 (4)	5.65 (3) / 5.51 (4)	5.43 (3) / 5.27 (4)	5.25 (3) / 5.08 (4)
Maximum number of connectable indoor units						36 (5)								
Indoor index connection	Min.					100	125	200	225	250	300	325	350	375
	Nom.					200	250	400	450	500	600	650	700	750
	Max.					260	325	520	585	650	780	845	910	975
Dimensions	Unit	HeightxWidthxDepth			mm	1,000x780x550		-						
Weight	Unit				kg	137		-						
Sound power level	Cooling	Nom.			dBA	-								
Sound pressure level	Cooling	Nom.			dBA	50	51	53	54		55			56
Operation range	Inlet water temperature	Cooling	Min.~Max.		°CDB	10~45		-						
		Heating	Min.~Max.		°CWB	-10 / 10.0~45		-						
Refrigerant	Type					R-410A								
	Charge				kg	3.5	4.2	-						
					TCO_2eq	7.3	8.8	-						
	GWP					2,087.5								
Piping connections	Liquid	OD			mm	9.52		12.7	15.9		19.1			
	Gas	OD			mm	19.10 (6)	22.2 (6)	28.6 (6)			34.9 (6)			
	Discharge gas	OD			mm	15.9 (7) / 19.10 (8)	19.1 (7) / 22.10 (8)	22.2 (7) / 28.60 (8)			28.6 (7) / 34.90 (8)			
	Water	Inlet/Outlet				ISO 228 - G1 1/4 B External Thread/ISO 228 - G1 1/4 B External Thread		-						
	Total piping length	System	Actual		m	300								
Power supply	Phase/Frequency/Voltage				Hz/V	3N~/50/380-415		-						
Current - 50Hz	Maximum fuse amps (MFA)				A	20		32			50			

(1) Cooling: Indoor temp. 27°CDB; 19°CWB; inlet water temp.: 30°C; equivalent refrigerant piping: 7,5m; level difference: 0m. Rated values are with 100% water (no glycol) (2) Cooling: Indoor temp. 27°CDB; 19°CWB; inlet water temp.: 30°C; equivalent refrigerant piping: 7,5m; level difference: 0m. Rated values are with 30% glycol. (3) Heating: Indoor temp. 20°CDB; inlet water temp.: 20°C; equivalent refrigerant piping: 7,5m; level difference: 0m. Rated values are with 100% water (no glycol). (4) Heating: Indoor temp. 20°CDB; inlet water temp.: 20°C; equivalent refrigerant piping: 7,5m; level difference: 0m. Rated values are with 30% glycol. (5) Actual number of connectable indoor units depends on the indoor unit type (VRV indoor, Hydrobox, RA indoor, etc.) and the connection ratio restriction for the system (50% <= CR <= 130%) (6) In case of heat pump system, gas pipe is not used (7) In case of heat recovery system (8) In case of heat pump system | Contains fluorinated greenhouse gases

Individual branch selector for VRV IV heat recovery

- Unique range of single and multi BS boxes for flexible and fast design
- Compact & light to install
- Ideal for remote rooms as no drain piping is needed
- Allows integration of server rooms into the heat recovery solution thanks to technical cooling function
- Connect up to 250 class unit (28kW)
- Faster installation thanks to open connection
- Allows multi tenant applications
- Connectable to REYQ-T, RQCEQ-P3 and RWEYQ-T8 VRV IV heat recovery units



BS1Q-A

Indoor unit				BS	1Q10A	1Q16A	1Q25A
Power input	Cooling	Nom.		kW	0.005		
	Heating	Nom.		kW	0.005		
Maximum number of connectable indoor units					6	8	
Maximum capacity index of connectable indoor units					15 < x ≤ 100	100<x≤160	160<x≤250
Dimensions	Unit	HeightxWidthxDepth		mm	207x388x326		
Weight	Unit			kg	12		15
Casing	Material				Galvanised steel plate		
Piping connections	Outdoor unit	Liquid	OD	mm	9.5		
		Gas	OD	mm	15.9		22.2
		Discharge gas	OD	mm	12.7		19.1
	Indoor unit	Liquid	OD	mm	9.5		
		Gas	OD	mm	15.9		22.2
Sound absorbing thermal insulation					Foamed polyurethane Flame-resistant needle felt		
Power supply	Phase				1~		
	Frequency			Hz	50		
	Voltage			V	220-240		
Total circuit	Maximum fuse amps (MFA)			A	15		

Multi branch selector for VRV IV heat recovery

- Unique range of single and multi BS boxes for flexible and fast design
- Major reduction in installation time thanks to wide range, compact size and light weight multi BS boxes
- Up to 70% smaller and 66% lighter than previous series
- Faster installation thanks to a reduced number of brazing points and wiring
- All indoor units connectable to one BS box
- Less inspection ports needed compared to installing single BS boxes
- Up to 16kW capacity available per port
- Connect up to 250 class unit (28kW) by combining 2 ports
- No limit on unused ports allowing phased installation
- Faster installation thanks to open connection
- Connectable to REYQ-T, RQCEQ-P3 and RWEYQ-T8 VRV IV heat recovery units



BS6,8Q14AV1

Indoor unit					BS	4Q14AV1	6Q14AV1	8Q14AV1	10Q14AV1	12Q14AV1	16Q14AV1
Power input	Cooling	Nom.			kW	0.043	0.064	0.086	0.107	0.129	0.172
	Heating	Nom.			kW	0.043	0.064	0.086	0.107	0.129	0.172
Maximum number of connectable indoor units						20	30	40	50	60	64
Maximum number of connectable indoor units per branch						5					
Number of branches						4	6	8	10	12	16
Maximum capacity index of connectable indoor units						400	600	750			
Maximum capacity index of connectable indoor units per branch						140					
Dimensions	Unit	HeightxWidthxDepth			mm	298x370x430	298x580x430		298x820x430		298x1,060x430
Weight	Unit				kg	17	24	26	35	38	50
Casing	Material					Galvanised steel plate					
Piping connections	Outdoor unit	Liquid	OD		mm	9.5	12.7	12.7 / 15.9	15.9	15.9 / 19.1	19.1
		Gas	OD		mm	22.2 / 19.1	28.6 / 22.2	28.6	28.6 / 34.9		34.9
		Discharge gas	OD		mm	19.1 / 15.9	19.1 / 22.2	19.1 / 22.2 / 28.6	28.6		
	Indoor unit	Liquid	OD		mm	9.5 / 6.4					
		Gas	OD		mm	15.9 / 12.7					
	Drain					VP20 (I.D. 20/O.D. 26)					
Sound absorbing thermal insulation						Urethane foam, polyethylene foam					
Power supply	Phase					1~					
	Frequency				Hz	50					
	Voltage				V	220-440					
Total circuit	Maximum fuse amps (MFA)				A	15					


FXMQ-P7


FXFQ-A


FXDQ-M9


FXZQ-A

Products overview VRV

Capacity class (kW)

Type	Model		Product name		15	20	25	32	40	50	63	71	80	100	125	140	200	250
Ceiling mounted cassette	UNIQUE Round flow cassette	360° air discharge for optimum efficiency and comfort › Auto cleaning function ensures high efficiency › Intelligent sensors save energy and maximize comfort › Flexibility to suit every room layout › Lowest installation height in the market!	ROUND FLOW	FXFQ-A		●	●	●	●	●	●		●	●	●			
	UNIQUE Fully flat cassette	Unique design that integrates fully flat into the ceiling › Perfect integration in standard architectural ceiling tiles › Blend of iconic design and engineering excellence › Intelligent sensors save energy and maximize comfort › Small capacity unit developed for small or well-insulated rooms › Flexibility to suit every room layout	universal design award 2014 GERMAN DESIGN AWARD SPECIAL 2016	FXZQ-A	●	●	●	●	●	●								
	2-way blow ceiling mounted cassette	Thin, lightweight design installs easily in narrow ceiling spaces › Depth of all units is 620mm, ideal for narrow ceiling spaces › Flexibility to suit every room layout › Reduced energy consumption thanks to DC fan motor › The flaps close entirely when the unit is not operating › Optimum comfort with automatic air flow adjustment to the required load		FXCQ-A		●	●	●	●	●	●		●		●			
	Ceiling mounted corner cassette	1-way blow unit for corner installation › Compact dimensions enable installation in narrow ceiling voids › Flexible installation thanks to different air discharge options		FXKQ-MA			●	●	●		●							
Concealed ceiling	Small concealed ceiling unit	Designed for hotel rooms › Compact dimensions enable installation in narrow ceiling voids › Discretely concealed in the ceiling: only the grilles are visible › Flexible installation as the air suction direction can be altered from rear to bottom suction		FXDQ-M9		●	●											
	Slim concealed ceiling unit	Slim design for flexible installation › Compact dimensions enable installation in narrow ceiling voids › Medium external static pressure up to 44Pa › Only grilles are visible › Small capacity unit developted for small of well-insulated rooms › Reduced energy consumption thanks to DC fan motor		FXDQ-A	●	●	●	●	●	●	●							
	Concealed ceiling unit with medium ESP	Slimmest yet most powerfull medium static pressure unit on the market! › Slimmest unit in class, only 245mm › Low operating sound level › Medium external static pressure up to 150Pa facilitates using flexible ducts of varying lengths › Automatic air flow adjustment function measures the air volume and static pressure and adjusts it towards the nominal air flow, guaranteeing comfort		FXSQ-A	●	●	●	●	●	●	●		●	●	●	●		
	Concealed ceiling unit with high ESP	ESP up to 200, ideal for large sized spaces › Optimum comfort guaranteed no matter the length of ductwork or type of grilles, thanks to automatic air flow adjustment › Reduced energy consumption thanks to DC fan motor › Flexible installation as the air suction direction can be altered from rear to bottom suction		FXMQ-P7						●	●		●	●	●			
	Concealed ceiling unit with high ESP	ESP up to 270, ideal for extra large sized spaces › Only grilles are visible › Large capacity unit: up to 31.5 kW heating capacity		FXMQ-MB													●	●
	Concealed ceiling unit with high efficiency	For the highest energy efficiency › Automatic air flow adjustment function guarantees comfort › Easy installation in narrow ceilings (245mm height) › High external static pressure up to 270Pa facilitates using flexible ducts of varying lengths › Only the suction and discharge grilles are visible		FXTQ-A						●	●		●	●				
Wall mounted	Wall mounted unit	For rooms with no false ceilings nor free floor space › Flat, stylish front panel is more easy to clean › Small capacity unit developted for small of well-insulated rooms › Reduced energy consumption thanks to DC fan motor › The air is comfortably spread up- and downwards thanks to 5 different discharge angles		FXAQ-P	●	●	●	●	●	●	●							
Ceiling suspended	Ceiling suspended unit	For wide rooms with no false ceilings nor free floor space › Ideal for comfortable air flow in wide rooms thanks to Coanda effect › Rooms with ceilings up to 3.8m can be heated or cooled very easily! › Can easily be installed in both new and refurbishment projects › Can even be mounted in corners or narrow spaces without any problem › Reduced energy consumption thanks to DC fan motor		FXHQ-A				●			●			●				
	UNIQUE 4-way blow ceiling suspended unit	Unique Daikin unit for high rooms with no false ceilings nor free floor space › Rooms with ceilings up to 3.5m can be heated up or cooled down very easily! › Can easily be installed in both new and refurbishment projects › Flexibility to suit every room layout › Reduced energy consumption thanks to DC fan motor		FXUQ-A								●		●				
Floor standing	Floor standing unit	For perimeter zone air conditioning › Can be installed in front of glass walls or free standing as both the front and the back are finished › Ideal for installation beneath a window › Requires very little installation space › Wall mounted installation facilitates cleaning beneath the unit		FXLQ-P		●	●	●	●	●	●							
	Concealed floor standing unit	Ideal for installation in offices, hotels and residential applications › Discretely concealed in the wall, leaving only the suction and discharge grilles visible › Can even be installed underneath a window › Requires very little installation space as the depth is only 200mm › High ESP allows flexible installation		FXNQ-A		●	●	●	●	●	●							
Cooling capacity (kW)[1]					1.7	2.2	2.8	3.6	4.5	5.6	7.1	8.0	9.0	11.2	14.0	16.0	22.4	28.0
Heating capacity (kW)[2]					1.9	2.5	3.2	4.0	5.0	6.3	8.0	9.0	10.0	12.5	16.0	18.0	25.0	31.5

(1) Nominal cooling capacities are based on: indoor temperature: 27°CDB, 19°CWB, outdoor temperature: 35°CDB, equivalent refrigerant piping: 5m, level difference: 0m

(2) Nominal heating capacities are based on: indoor temperature: 20°CDB, outdoor temperature: 7°CDB, 6°CWB, equivalent refrigerant piping: 5m, level difference: 0m

Stylish indoor units overview

Depending on the application, Split and Sky Air indoor units can be connected to our VRV IV and VRV IV S-series outdoor units. Refer to the **outdoor unit portfolio** for combination restrictions.

				Capacity class (kW)								Connectable outdoor unit				
Type	**Model**		**Product name**	**15**	**20**	**25**	**35**	**42**	**50**	**60**	**71**	**RYYQ-T**	**RXYQ-T(9)**	**RXYSCQ-TV1[3]**	**RXYSQ-TV1[3]**	**RXYSQ-TY1[3]**
Ceiling mounted cassette	Round flow cassette (incl. auto-cleaning function[1])	ROUND FLOW	FCQG-F				●		●	●				✓	✓	✓
	Fully flat cassette	universal design award 2014 / GERMAN DESIGN AWARD SPECIAL 2016	FFQ-C			●	●		●	●				✓	✓	✓
Concealed ceiling	Small concealed ceiling unit		FDBQ-B			●								✓	✓	✓
	Slim concealed ceiling unit		FDXS-F(9)			●	●		●	●				✓	✓	✓
	Concealed ceiling un… with inverter-driven f…	reddot award 2014 winner	FBQ-D				●		●	●				✓	✓	✓
Wall mounted	Daikin Emura Wall mounted unit		FTXG-LW/LS		●	●	●		●			✓	✓	✓	✓	✓
	Wall mounted unit		CTXS-K FTXS-K	●	●	●	●	●	●			✓	✓	✓	✓	✓
	Wall mounted unit		FTXS-G							●	●	✓	✓	✓	✓	✓
Ceiling suspended	Ceiling suspended unit		FHQ-C				●		●	●				✓	✓	✓
Floor standing	Nexura floor standing unit		FVXG-K			●	●		●			✓	✓	✓	✓	✓
	Floor standing unit		FVXS-F			●	●		●			✓	✓	✓	✓	✓
	Flexi type unit		FLXS-B(9)			●	●		●	●		✓	✓	✓	✓	✓

[1] Decoration panel BYCQ140DG or BYCQ140DGF + BRC1E52A/B needed

[2] To connect stylish indoor units a BPMKS unit is needed

[3] For RXYS(C)Q units a mix of RA indoor units and VRV indoor units is not allowed.

Hydrobox range

Capacity class (kW)

Type	**Product name**		**Model**	**80**	**125**	**Leaving water temperature range**
Low temperature hydrobox	HXY-A8		For high efficiency space heating and cooling › Ideal for hot or cold water in underfloor, air handling units, low temperature radiators … › Hot/cold water from 5° to 45°C › Large operation range (down to -20°C and up to 43°C) › Fully integrated water-side components save time on system design › Space saving contemporary wall hung design	●	●	5 °C - 45 °C
High temperature hydrobox	HXHD-A8		For efficient hot water production and space heating › Ideal for hot water in bathrooms, sinks and for underfloor heating, radiators, air handling units, … › Hot water from 25 to 80°C › "Free" heating and hot water through heat recovery › Uses heat pump technology to produce hot water efficiently, providing up to 17% savings compared to a gas boiler › Possibility to connect thermal solar collectors		●	25 °C - 80 °C

Benefits overview VRV

We care		Inverter technology	In combination with inverter controlled outdoor units
		Home leave operation	During absence, indoor comfort levels can be maintained
		Fan only	The air conditioner can be used as fan, blowing air without cooling or heating
		Auto cleaning filter	The filter automatically cleans itself once a day. Simplicity of upkeep means optimum energy efficiency and maximum comfort without the need for expensive or time-consuming maintenance
		Floor and presence sensor	The presence sensor directs the air away from any person detected in the room. The floor sensor detects the average floor temperature and ensures an even temperature distribution between ceiling and floor
Comfort		Draught prevention	When starting to warm up or when the thermostat is off, the air discharge direction is set horizontally and the fan to low speed, to prevent draught. After warming up, air discharge and fan speed are set as desired
		Whisper quiet	Daikin indoor units are whisper quiet. Also the outdoor units are guaranteed not to disturb the quiet of the neightbourhood
		Auto cooling-heating changeover	Automatically selects cooling or heating mode to achieve the set temperature
Air treatment		Air filter	Removes airborne dust particles to ensure a steady supply of clean air
Humidity control		Dry programme	Allows humidity levels to be reduced without variations in room temperature
Air flow		Ceiling soiling prevention	The air discharge of the indoor unit is specially designed to prevent air being blown against the ceiling to prevent ceiling stains
		Vertical auto swing	Possibility to select automatic vertical moving of the air discharge louvre, for uniform air flow and temperature distribution
		Fan speed steps	Multiple fan speeds to select,to optimize comfort levels
		Individual flap control	Individual flap control via the wired remote controller makes it simple to fix the position of each flap individually, to suit any new room configuration. Optional closure kits are available as well
Remote control & timer		Weekly timer	Timer can be set to start and stop operation anytime on a daily or weekly basis
		Infrared remote control	Infrared remote control with LCD to remotely control your indoor unit
		Wired remote control	Wired remote control to remotely control your indoor unit
		Centralised control	Centralised control to to control several indoor units from one single point
Other funtcions		Auto-restart	The unit restarts automatically at the original settings after power failure
		Self-diagnosis	Simplifies maintenance by indicating system faults or operating anomalies
		Drain pump kit	Facilitates condensation draining from the indoor unit
		Multi tenant	The indoor unit's main power supply can be turned off when leaving the building or for servicing purposes

Ceiling mounted cassette units				Concealed ceiling units						Wall mounted unit	Ceiling suspended units		Floor standing units	
FXFQ-A	**FXZQ-A**	**FXCQ-A**	**FXKQ-MA**	**FXDQ-M9**	**FXDQ-A**	**FXSQ-A**	**FXMQ-P7**	**FXMQ-MB**	**FXTQ-A**	**FXAQ-P**	**FXHQ-A**	**FXUQ-A**	**FXNQ-A**	**FXLQ-P**
														
●	●	●	●	●	●	●	●	●	●	●	●	●	●	●
●	●	●	●	●	●	●	●	●	●	●	●	●	●	●
●	●	●	●	●	●	●	●	●	●	●	●	●	●	●
●														
●	●													
●	●		●									●		
●	●	●			●	●		●	●					
●	●	●	●	●	●	●	●	●	●	●	●	●	●	●
G1 F8 (optional)	G1	●	G1	●	●	G1 F8 (optional)	●	G1 F8 (optional)	●	●	G1	G1	G1	G1
●	●	●	●	●	●	●	●	●	●	●	●	●	●	●
●	●	●	●											
●	●	●	●							●		●		
3	3	3	2	2	3	3	3	2	3 (50~63) 2 (80~100)	2	3	3	2	2
●	●											●		
●	●	●	●	●	●	●	●	●	●	●	●	●	●	●
●	●	●	●	●	●	●	●	●	●	●	●	●	●	●
●	●	●	●	●	●	●	●	●	●	●	●	●	●	●
●	●	●	●	●	●	●	●	●	●	●	●	●	●	●
●	●	●	●	●	●	●	●	●	●	●	●	●	●	●
●	●	●	●	●	●	●	●	●	●	●	●	●	●	●
Standard	Standard	Standard	Standard		Standard	Standard	Standard	Optional	Standard (50~63) Optional (80~100)	Optional	Optional	Standard		
●	●	(●)	(●)	●	●	●	●	(●)	●	●	(●)	(●)	●	●

FCQG-F/FCQHG-F/FXFQ-A

Round flow cassette

Why choose a round flow cassette?

- 360° air discharge for optimum efficiency and comfort in shops, offices and restaurants.
- Unique auto-cleaning panel.

Unique functions which help save costs

› Daikin was the first company to launch a cassette using the round flow principle with sensors* and a unique auto-cleaning panel*.

... More energy efficient than any other

› The auto-cleaning panel* means:

- Running costs are reduced by 50% compared with standard solutions thanks to automatic daily filter cleaning.
- Less time is required to maintain the filter: dust can be removed easily with a vacuum cleaner without opening the unit.
- For fine dust applications (i.e. clothing shops) a finer mesh filter (BYCQ140DGF) ensures consistent, optimum performance.
- Round flow cassette - overview decoration panels

BYCQ140DG	BYCQ140DGF	BYCQ140DW	BYCQ140D
Auto-cleaning panel	auto-cleaning panel with fine mesh filter	White panel	Standard panel
White with grey louvers	White with grey louvers	Full white	White with grey louvers

› Thanks to presence and floor sensors*, the unit changes its setpoint or switches off compleately, if there are no people in the room, resulting in energy savings of up to 27%.





Dust can be removed easily with a vacuum cleaner without opening the unit.

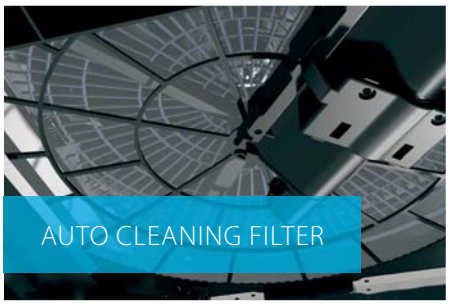

References

Wolverhampton, UK
Running costs were reduced by up to 50% compared with standard solutions thanks to daily filter cleaning.

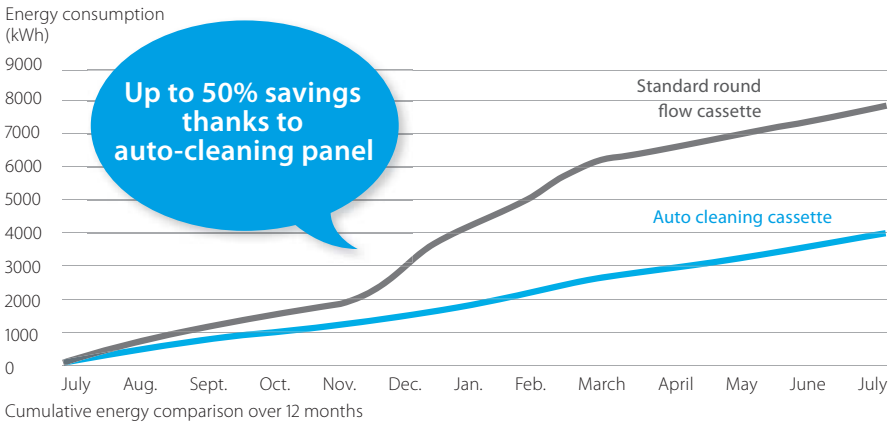

Cumulative energy comparison over 12 months



… And improved comfort

› 360° air flow discharge pattern.



› The presence sensor* directs the air away from anyone it detects in the room.

› The floor sensor* detects the average floor temperature and ensures an even temperature distribution between the ceiling and the floor.



* available as an option

Flexible installation

› Flaps can be individually controlled or closed using the wired remote control, to suit room configuration.
Optional closure kits are also available.

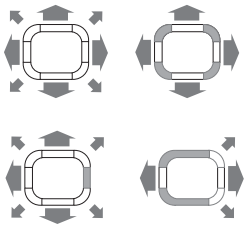

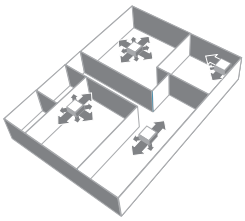

Benefits for the installer

› Product with unique functions in this market.
› Less time needed for onsite maintenance.
› Use the controller to individually open or close any of the four flaps to easily adapt to a changing room layout.
› Easy set-up of the sensor option to improve comfort and save energy.

Benefits for the consultant

› Product with unique functions in this market.
› Designed for use in all types and sizes of commercial offices and retail environments.
› Ideal product for improving BREEAM score/EPBD in combination with Sky Air Seasonal Smart or VRV IV heat pump units.

Benefits for the end user

› Designed for use in all types and sizes of commercial offices and retail environments.
› Perfect environment conditions: no more draughts or cold feet.
› Save up to 50% on running costs with the auto-cleaning panel, which also facilitates maintenance.
› Your customers can save up to 27% on their energy bills thanks to the sensor option.
› Flexible use of space thanks to individual flap control.

Marketing tools

› Visit the website: www.daikineurope.com/minisite/round-flow-cassette/

YouTube

www.youtube.com/DaikinEurope



AUTO CLEANING PANEL WITH FINE MESH FILTER, IDEAL FOR CLOTHING SHOPS

Round flow cassette

360° air discharge for optimum efficiency and comfort

- 360° air discharge ensures uniform air flow and temperature distribution
- Daily automatic filter cleaning results in higher efficiency & comfort and lower maintenance costs. Dust can easily be removed with a vacuum cleaner without opening the unit
- Two optional intelligent sensors improve energy efficiency and comfort.
- Individual flap control: flexibility to suit every room layout without changing the location of the unit.
- Modern style decoration panel is available in 3 different variations: white (RAL9010) with grey louvers, full white (RAL9010) or auto cleaning panel
- Reduced energy consumption thanks to specially developed small tube heat exchanger, DC fan motor and drain pump
- Fresh air intake integrated in the same system thus reducing installation cost as no additional ventilation is required

Fresh air intake opening in casing



* Brings in up to 10% of fresh air into the room

Optional fresh air intake kit

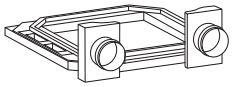

* Allows larger quantities of fresh air to be brought in
* Distributes fresh air so it is most effectively pre-cooled / pre-heated

- Branch duct discharge allows to optimize air distribution in irregular shaped rooms or to supply air to small adjacent rooms

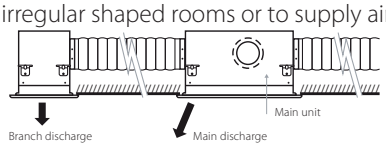



FXFQ20-63A



BRC1E52A/B



BRC7FA532F

- Lowest installation height in the market: 214mm for class 20-63
- Standard drain pump with 675mm lift increases flexibility and installation speed

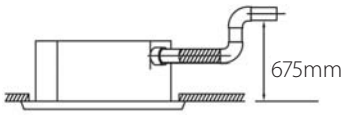

Indoor unit				FXFQ	20A	25A	32A	40A	50A	63A	80A	100A	125A
Cooling capacity	Nom.			kW	2.2	2.8	3.6	4.5	5.6	7.1	9.0	11.2	14.0
Heating capacity	Nom.			kW	2.5	3.2	4.0	5.0	6.3	8.0	10.0	12.5	16.0
Power input - 50Hz	Cooling	Nom.		kW	0.038				0.053	0.061	0.092	0.115	0.186
	Heating	Nom.		kW	0.038				0.053	0.061	0.092	0.115	0.186
Dimensions	Unit	Height		mm	204						246		288
		Width		mm	840								
		Depth		mm	840								
Weight	Unit			kg	19			20	21		24		26
Casing	Material				Galvanised steel plate								
Decoration panel	Model				BYCQ140D7GFW1 - auto cleaning panel with fine mesh filter								
	Colour				Pure White (RAL 9010)								
	Dimensions	HeightxWidthxDepth		mm	130x950x950								
	Weight			kg	10.3								
Decoration panel 2	Model				BYCQ140D7GW1 - auto cleaning panel								
	Colour				Pure White (RAL 9010)								
	Dimensions	HeightxWidthxDepth		mm	130x950x950								
	Weight			kg	10.3								
Decoration panel 3	Model				BYCQ140D7W1W - full white								
	Colour				Pure White (RAL 9010)								
	Dimensions	HeightxWidthxDepth		mm	50x950x950								
	Weight			kg	5.4								
Decoration panel 4	Model				BYCQ140D7W1 - white with grey louvers								
	Colour				Pure white (RAL 9010)								
	Dimensions	HeightxWidthxDepth		mm	50x950x950								
	Weight			kg	5.4								
Fan-Air flow rate	Cooling	High/Nom./Low		m^3/min	12.5/10.6/8.8			13.6/11.6/9.5	15.0/12.8/10.5	16.5/13.5/10.5	22.8/17.6/12.4	26.5/19.5/12.4	33.0/26.5/19.9
- 50Hz	Heating	High/Nom./Low		m^3/min	12.5/10.6/8.8			13.6/11.6/9.5	15.0/12.8/10.5	16.5/13.5/10.5	22.8/17.6/12.4	26.5/19.5/12.4	33.0/26.5/19.9
Air filter	Type				Resin net with mold resistance								
Sound power level	Cooling	High/Nom.		dBA	49/-			51/-		53/-	55/-	60/-	61/-
Sound pressure	Cooling	High/Nom./Low		dBA	31/29/28			33/31/29		35/33/30	38/34/30	43/37/30	45/41/36
level	Heating	High/Nom./Low		dBA	31/29/28			33/31/29		35/33/30	38/34/30	43/37/30	45/41/36
Refrigerant	Type				R-410A								
	GWP				2,087.5								
Piping connections	Liquid	OD		mm	6.35					9.52			
	Gas	OD		mm	12.7					15.9			
	Drain				VP25 (O.D. 32 / I.D. 25)								
Power supply	Phase/Frequency/Voltage			Hz/V	1~/50/60/220-240/220								
Current - 50Hz	Maximum fuse amps (MFA)			A	16								
Control systems	Infrared remote control				BRC7FA532F								
	Wired remote control				BRC1D52 / BRC1E52A/B								
	Simplified wired remote control for hotel applications				BRC2E52C (heat recovery type) / BRC3E52C (heat pump type)								

The BYCQ140D7W1W has white insulations. Be informed that formation of dirt on white insulation is visibly stronger and that it is consequently not advised to install the BYCQ140D7W1W decoration panel in environments exposed to concentrations of dirt. | BYCQ140D7W1: pure white standard panel with grey louvers; BYCQ140D7W1W: pure white standard panel with white louvers; BYCQ140D7GFW1: pure white auto cleaning panel.

ARGUE CARDS

FFQ-C / FXZQ-A

universal design award 2014

GERMAN DESIGN AWARD SPECIAL 2016



Fully Flat Cassette

Design & Genius in one

Why choose fully flat cassette

- Unique design in the market that integrates fully flat into the ceiling
- Advanced technology and top efficiency combined
- Most quiet cassette available on the market

YouTube

www.youtube.com/DaikinEurope

Marketing tools

› Visit the website: www.daikineurope.com/fullyflat

Benefits for the installer

› Unique product in the market!
› Most quiet unit (25dBA)
› The user-friendly remote control, available in several languages, enables the easy set-up of sensor option and control of the individual flap position
› Meeting European design taste.

Benefits for the consultant

› Unique product in the market!
› Blends seamlessly in any modern office interior design
› Ideal product to improve BREEAM score/EPBD in combination with Sky Air Seasonal Smart (FFQ-C) or VRV IV heat pump units (FXZQ-A).

Benefits for the end user

› Engineering excellence and unique design in one
› Most quiet unit (25dBA)
› Perfect working conditions: no more cold draughts
› Save up to 27% on your energy bill thanks to the optional sensors
› Flexible usage of space and suits any room configuration thanks to individual flap control
› User-friendly remote control, available in several languages.

Unique design

› Designed by a European design office to fully meet the European taste.
› Fully flat into the ceiling, leaving only 8mm.
› Fully integrated in the one ceiling tile, enabling lights, speakers and sprinklers to be installed in adjoining ceiling tiles.
› Decoration panel available in 2 colours (white and white-silver).





Differentiating in technology

Optional presence sensor

› When the room is empty, it can adjust the set temperature or switch off the unit – saving energy.
› When people are detected, the direction of the airflow is adapted to avoid cold draughts being directed towards occupants.



Optional floor sensor

› Detects the temperature difference and re-directs the airflow to ensure even temperature distribution.

Top efficiency

› Seasonal labels up to A++*
› When the room is empty, the sensor option can adjust the set temperature or switch off the unit – saving up to 27% energy.
› Individual flap control: easily control one or more flaps via the wired remote controller (BRC1E52) when rearranging the room. When fully closing or blocking the flaps, the option "Sealing member of air discharge outlet" is needed.

* for FFQ25,35C in combination with RXS25,35L3





Most quiet unit in the market

› Most silent cassette in the market (25dBA), important for office applications.

Fully flat cassette

Unique design in the market that integrates fully flat into the ceiling

- Fully flat integration in standard architectural ceiling tiles, leaving only 8mm
- Remarkable blend of iconic design and engineering excellence with an elegant finish in white or a combination of silver and white
- Two optional intelligent sensors improve energy efficiency and comfort.
- 15 class unit especially developed for small or well-insulated rooms, such as hotel bedrooms, small offices, etc.
- Individual flap control: flexibility to suit every room layout without changing the location of the unit!

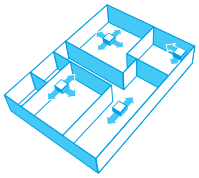

- Reduced energy consumption thanks to specially developed small tube heat exchanger, DC fan motor and drain pump
- Fresh air intake integrated in the same system thus reducing installation cost as no additional ventilation is required

Fresh air intake opening in casing



* Brings in up to 10% of fresh air into the room

Optional fresh air intake kit

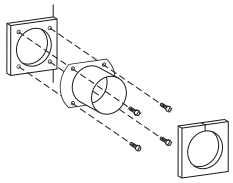

* Allows larger quantities of fresh air to be brought in



FXZQ-A



BRC1E52A/B



BRC7F530W/S

- Branch duct discharge allows to optimize air distribution in irregular shaped rooms or to supply air to small adjacent rooms

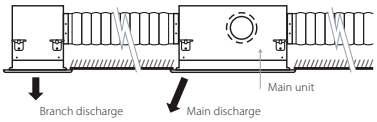

- Standard drain pump with 630mm lift increases flexibility and installation speed

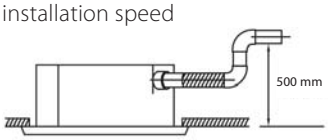

Indoor unit				FXZQ	15A	20A	25A	32A	40A	50A
Cooling capacity	Nom.			kW	1.7	2.2	2.8	3.6	4.5	5.6
Heating capacity	Nom.			kW	1.9	2.5	3.2	4.0	5.0	6.3
Power input - 50Hz	Cooling	Nom.		kW	0.043			0.045	0.059	0.092
	Heating	Nom.		kW	0.036			0.038	0.053	0.086
Dimensions	Unit	Height		mm	260					
		Width		mm	575					
		Depth		mm	575					
Weight	Unit			kg	15.5			16.5		18.5
Casing	Material				Galvanised steel plate					
Decoration panel	Model				BYFQ60CW					
	Colour				White (N9.5)					
	Dimensions	HeightxWidthxDepth		mm	46x620x620					
	Weight			kg	2.8					
Decoration panel 2	Model				BYFQ60CS					
	Colour				White (N9.5) + Silver					
	Dimensions	HeightxWidthxDepth		mm	46x620x620					
	Weight			kg	2.8					
Decoration panel 3	Model				BYFQ60B3W1					
	Colour				White (RAL9010)					
	Dimensions	HeightxWidthxDepth		mm	55x700x700					
	Weight			kg	2.7					
Fan-Air flow rate - 50Hz	Cooling	High/Nom./Low		m^3/min	8.5/7/6.5	8.7/7.5/6.5	9/8/6.5	10/8.5/7	11.5/9.5/8	14.5/12.5/10
	Heating	High/Nom./Low		m^3/min	8.5/7/6.5	8.7/7.5/6.5	9/8/6.5	10/8.5/7	11.5/9.5/8	14.5/12.5/10
Air filter	Type				Resin net with mold resistance					
Sound power level	Cooling	High/Nom.		dBA	49/-		50/-	51/-	54/-	60/-
Sound pressure level	Cooling	High/Nom./Low		dBA	31.5/28/25.5	32/29.5/25.5	33/30/25.5	33.5/30/26	37/32/28	43/40/33
	Heating	High/Nom./Low		dBA	31.5/28/25.5	32/29.5/25.5	33/30/25.5	33.5/30/26	37/32/28	43/40/33
Refrigerant	Type				R-410A					
	GWP				2,087.5					
Piping connections	Liquid	OD		mm	6.35					
	Gas	OD		mm	12.7					
	Drain				VP20 (I.D. 20/O.D. 26)					
Power supply	Phase/Frequency/Voltage			Hz/V	1~/50/220-240					
Current - 50Hz	Maximum fuse amps (MFA)			A	16					
Control systems	Infrared remote control				BRC7F530W (white panel) / BRC7F530S (grey panel) / BRC7EB530 (standard panel)					
	Wired remote control				BRC1D52 / BRC1E52A/B					
	Simplified wired remote control for hotel applications				BRC2E52C (heat recovery type) / BRC3E52C (heat pump type)					

(1) Dimensions do not include control box (2) Contains fluorinated greenhouse gases

2-way blow ceiling mounted cassette

Thin, lightweight design installs easily in narrow corridors

- Depth of all units is 620mm, ideal for narrow spaces
- Individual flap control: flexibility to suit every room layout without changing the location of the unit!
- Reduced energy consumption thanks to specially developed small tube heat exchanger, DC fan motor and drain pump
- Stylish unit blends easily with any interior. The flaps close entirely when the unit is not operating and there are no air intake grilles visible
- Fresh air intake integrated in the same system thus reducing installation cost as no additional ventilation device is required

Fresh air intake opening in casing



* Brings in up to 10% of fresh air into the room

- Optimum comfort guaranteed with automatic air flow adjustment to the required load
- Maintenance operations can be performed by removing the front panel
- Branch duct discharge allows to optimize air distribution in irregular shaped rooms or to supply air to small adjacent rooms

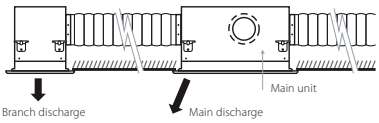

- Standard drain pump with 580mm lift increases flexibility and installation speed

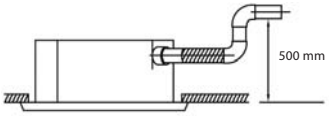

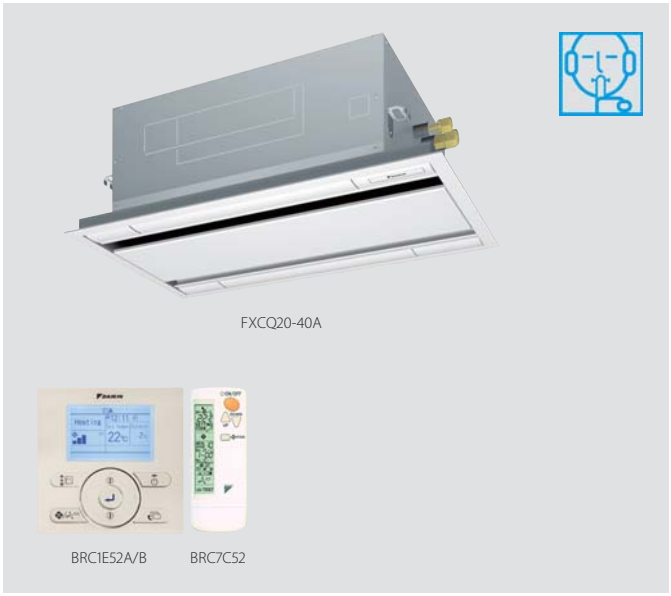

FXCQ20-40A

BRC1E52A/B

BRC7C52

Indoor unit			FXCQ	20A	25A	32A	40A	50A	63A	80A	125A
Cooling capacity	Nom.		kW	2.2	2.8	3.6	4.5	5.6	7.1	9.0	14.0
Heating capacity	Nom.		kW	2.5	3.2	4.0	5.0	6.3	8.0	10.0	16.0
Power input - 50Hz	Cooling	Nom.	kW	0.031	0.039		0.041	0.059	0.063	0.090	0.149
	Heating	Nom.	kW	0.028	0.035		0.037	0.056	0.060	0.086	0.146
Dimensions	Unit	Height	mm	305							
		Width	mm	775				990		1,445	
		Depth	mm	620							
Weight	Unit		kg	19				22	25	33	38
Casing	Material			Galvanised steel plate							
Decoration panel	Model			BYBCQ40HW1				BYBCQ63HW1		BYBCQ125HW1	
	Colour			Fresh white (6.5Y 9.5/0.5)							
	Dimensions	HeightxWidthxDepth	mm	55x1,070x700				55x1,285x700		55x1,740x700	
	Weight		kg	10				11		13	
Fan-Air flow rate - 50Hz	Cooling	High/Nom./Low	m^3/min	10.5/9/7.5	11.5/9.5/8		12/10.5/8.5	15/13/10.5	16/14/11.5	26/22.5/18.5	32/27.5/22.5
Air filter	Type			Resin net with mold resistance							
Sound power level	Cooling	Nom.	dBA	-							
Sound pressure level	Cooling	High/Nom./Low	dBA	32.0/30.0/28.0	34.0/31.0/29.0	34.0/32.0/30.0	36.0/33.0/31.0	37.0/35.0/31.0	39.0/37.0/32.0	42.0/38.0/33.0	46.0/42.0/38.0
	Heating	High/Nom./Low	dBA	32.0/30.0/28.0	34.0/31.0/29.0	34.0/32.0/30.0	36.0/33.0/31.0	37.0/35.0/31.0	39.0/37.0/32.0	42.0/38.0/33.0	46.0/42.0/38.0
Refrigerant	Type			R-410A							
	GWP			2,087.5							
Piping connections	Liquid	OD	mm	6.35					9.52		
	Gas	OD	mm	12.7					15.9		
	Drain			VP25 (O.D. 32 / I.D. 25)							
Power supply	Phase/Frequency/Voltage		Hz/V	1~/50/220-240							
Current - 50Hz	Maximum fuse amps (MFA)		A	16							
Control systems	Infrared remote control			BRC7C52							
	Wired remote control			BRC1D52 / BRC1E52A/B							
	Simplified wired remote control for hotel applications			BRC2E52C (heat recovery type) / BRC3E52C (heat pump type)							

(1) Contains fluorinated greenhouse gases

Ceiling mounted corner cassette

1-way blow unit for corner installation

› Compact dimensions, can easily be mounted in a narrow ceiling void (only 220mm ceiling space required, 195 with panel spacer, available as accessory)
› Optimum air flow conditions are created by either downward air discharge or frontal air discharge (via optional grille) or a combination of both

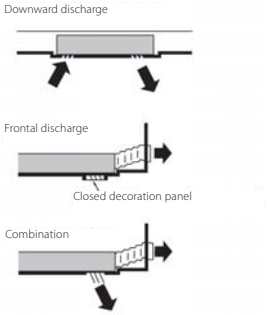

› Maintenance operations can be performed by removing the front panel
› Standard drain pump with 330mm lift increases flexibility and installation speed

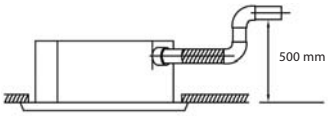



FXKQ-MA



BRC1E52A/B



BRC4C61

Indoor unit				FXKQ	25MA	32MA	40MA	63MA
Cooling capacity	Nom.			kW	2.8	3.6	4.5	7.10
Heating capacity	Nom.			kW	3.2	4.0	5.0	8.00
Power input - 50Hz	Cooling	Nom.		kW	0.066		0.076	0.105
	Heating	Nom.		kW	0.046		0.056	0.085
Dimensions	Unit	Height		mm	215			
		Width		mm	1,110			1,310
		Depth		mm	710			
Weight	Unit			kg	31			34
Casing	Material				Galvanised steel plate			
Decoration panel	Model				BYK45FJW1			BYK71FJW1
	Colour				White			
	Dimensions	HeightxWidthxDepth		mm	70x1,240x800			70x1,440x800
	Weight			kg	8.5			9.5
Fan-Air flow rate - 50Hz	Cooling	High/Low		m^3/min	11/9		13/10	18/15
Air filter	Type				Resin net with mold resistance			
Sound power level	Cooling	Nom.		dBA	-			
Sound pressure level	Cooling	High/Low		dBA	38.0/33.0		40.0/34.0	42.0/37.0
Refrigerant	Type				R-410A			
	GWP				2,087.5			
Piping connections	Liquid	OD		mm	6.35			9.52
	Gas	OD		mm	12.7			15.9
	Drain				VP25 (O.D. 32 / I.D. 25)			
Power supply	Phase/Frequency/Voltage			Hz/V	1~/50/60/220-240/220			
Current - 50Hz	Maximum fuse amps (MFA)			A	15			
Control systems	Infrared remote control				BRC4C61			
	Wired remote control				BRC1D52 / BRC1E52A/B			
	Simplified wired remote control for hotel applications				BRC2E52C (heat recovery type) / BRC3E52C (heat pump type)			

(1) Contains fluorinated greenhouse gases

Small concealed ceiling unit

Designed for hotel applications

- Compact unit (230mm high & 502mm deep), can easily be mounted in narrow ceiling voids
- Discretely concealed in the ceiling: only the suction and discharge grilles are visible
- Flexible installation, as the air suction direction can be altered from rear to bottom suction

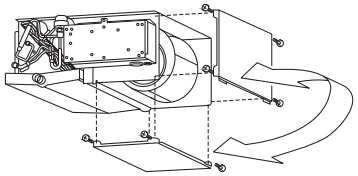

- For easy mounting, the drain pan can be located to the left or right of the unit

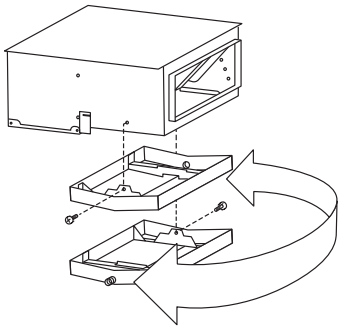



FXDQ-M9



BRC1E52A/B



BRC4C62

Indoor unit				FXDQ	20M9	25M9
Cooling capacity	Nom.			kW	2.2	2.8
Heating capacity	Nom.			kW	2.5	3.2
Power input - 50Hz	Cooling	Nom.		kW	0.050	
	Heating	Nom.		kW	0.050	
Dimensions	Unit	Height		mm	230	
		Width		mm	652	
		Depth		mm	502	
Required ceiling void >				mm	250	
Weight	Unit			kg	17	
Casing	Colour				Unpainted	
	Material				Galvanised steel	
Fan-Air flow rate - 50Hz	Cooling	High/Low		m^3/min	6.7/5.2	7.4/5.8
	Heating	High/Low		m^3/min	6.7/5.2	7.4/5.8
Air filter	Type				Resin net with mold resistance	
Sound power level	Cooling	Nom.		dBA	50	
Sound pressure level	Cooling	High/Low		dBA	37/32	
	Heating	High/Low		dBA	37/32	
Refrigerant	Type				R-410A	
	GWP				2,087.5	
Piping connections	Liquid	OD		mm	6.35	
	Gas	OD		mm	12.7	
	Drain				I.D. 21.6, O.D. 27.2	
Power supply	Phase/Frequency/Voltage			Hz/V	1~/50/230	
Current - 50Hz	Maximum fuse amps (MFA)			A	16	
Control systems	Infrared remote control				BRC4C62	
	Wired remote control				BRC1D52 / BRC1E52A/B	
	Simplified wired remote control for hotel applications				BRC2E52C (heat recovery type) / BRC3E52C (heat pump type)	

(1) Contains fluorinated greenhouse gases

Slim concealed ceiling unit

Slim design for flexible installation

› Compact dimensions, can easily be mounted in a ceiling void of only 240mm

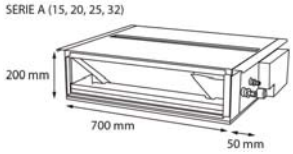

› Medium external static pressure up to 44Pa facilitates unit use with flexible ducts of varying lengths
› Discretely concealed in the ceiling: only the suction and discharge grilles are visible
› 15 class unit especially developed for small or well-insulated rooms, such as hotel bedrooms, small offices, etc.
› Reduced energy consumption thanks to specially developed DC fan motor
› Flexible installation, as the air suction direction can be altered from rear to bottom suction

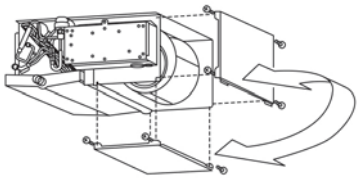

› Standard drain pump with 750mm lift increases flexibility and installation speed

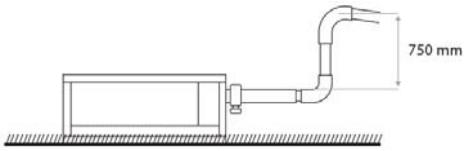



FXDQ15-32A

BRC1E52A/B

BRC4C65

Indoor unit				FXDQ	15A	20A	25A	32A	40A	50A	63A
Cooling capacity	Nom.			kW	1.7	2.2	2.8	3.6	4.5	5.6	7.1
Heating capacity	Nom.			kW	1.9	2.5	3.2	4.0	5.0	6.3	8.0
Power input - 50Hz	Cooling	Nom.		kW	0.071				0.078	0.099	0.110
	Heating	Nom.		kW	0.068				0.075	0.096	0.107
Dimensions	Unit	Height		mm	200						
		Width		mm	750				950		1,150
		Depth		mm	620						
Required ceiling void >				mm	240						
Weight	Unit			kg	22				26		29
Casing	Colour				Galvanised steel / Non painted						
Fan-Air flow rate - 50Hz	Cooling	High/Nom./Low		m^3/min	7.5/7.0/6.4	8.0/7.2/6.4			10.5/9.5/8.5	12.5/11.0/10.0	16.5/14.5/13.0
Fan-External static pressure - 50Hz	High/Nom.			Pa	30/10				44/15		
Air filter	Type				Removable / washable / mildew proof						
Sound power level	Cooling	Nom.		dBA	50	51			52	53	54
Sound pressure level	Cooling	High/Nom./Low		dBA	32/31/27	33/31/27			34/32/28	35/33/29	36/34/30
Refrigerant	Type				R-410A						
	GWP				2,087.5						
Piping connections	Liquid	OD		mm	9.52						
	Gas	OD		mm	12.7						15.9
	Drain				VP20 (I.D. 20/O.D. 26)						
Power supply	Phase/Frequency/Voltage			Hz/V	1~/50/60/220-240/220						
Current - 50Hz	Maximum fuse amps (MFA)			A	16						
Control systems	Infrared remote control				BRC4C65						
	Wired remote control				BRC1D52 / BRC1E52A/B						
	Simplified wired remote control for hotel applications				BRC2E52C (heat recovery type) / BRC3E52C (heat pump type)						

(1) Contains fluorinated greenhouse gases

Concealed ceiling unit with medium ESP

Slimmest yet most powerful medium static pressure unit on the market



- Slimmest unit in class, only 245mm (300mm built-in height) and therefore narrow ceiling voids are no longer a challenge



- Whisper quiet operation: down to 25dBA sound pressure level
- Medium external static pressure up to 150Pa facilitates using flexible ducts of varying lengths
- Possibility to change ESP via wired remote control allows optimisation of the supply air volume
- Discretely concealed in the wall: only the suction and discharge grilles are visible
- 15 class unit especially developed for small or well-insulated rooms, such as hotel bedrooms, small offices, etc.
- Reduced energy consumption thanks to specially developed DC fan motor and drain pump
- Fresh air intake integrated in the same system thus reducing installation cost as no additional ventilation is required

Fresh air intake opening in casing



* Brings in up to 10% of fresh air into the room

Optional fresh air intake kit

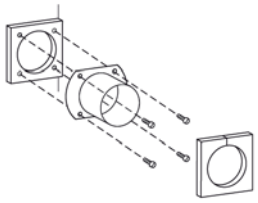

* Allows larger quantities of fresh air to be bought in

- Flexible installation: air suction direction can be altered from rear to bottom suction and choice between free use or connection to optional suction grilles

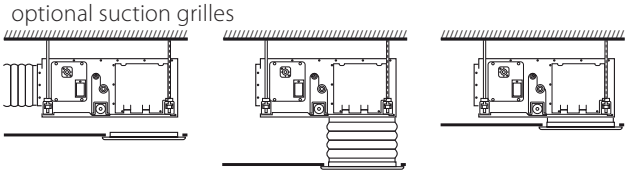

For free use into a false ceiling

For connecting onto a suction canvas (not supplied by Daikin)

For direct connection to Daikin panel (via EKBYBSD kit)

- Standard built-in drain pump with 625mm lift increases flexibility and installation speed

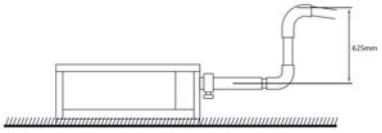

Automatic Airflow Adjustment function

Automatically selects the most appropriate fan curve to achieve the units' nominal air flow within ±10%

Why?

After installation the real ducting will frequently differ from the initially calculated air flow resistance → the real air flow may be much lower or higher than nominal , leading to a lack of capacity or uncomfortable air temperature

Automatic Airflow Adjustment function will adapt the unit's fan speed to any ducting automatically(10 or more fan curves are available on every model), making installation much faster

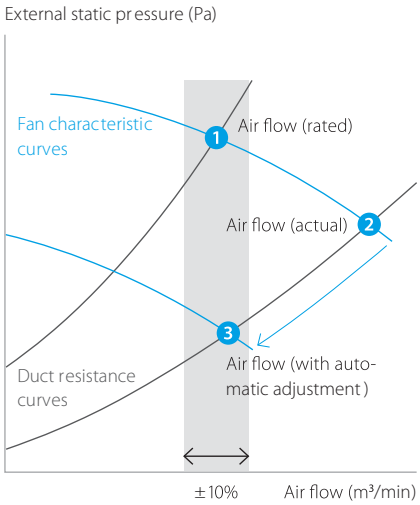

Indoor unit				FXSQ	15A	20A	25A	32A	40A	50A	63A	80A	100A	125A	140A
Cooling capacity	Nom.			kW	1.7	2.2	2.8	3.6	4.5	5.6	7.1	9.0	11.2	14.0	16.0
Heating capacity	Nom.			kW	1.9	2.5	3.2	4.0	5.0	6.3	8.0	10.0	12.5	16.0	18.0
Power input - 50Hz	Cooling	Nom.		kW	0.041			0.045	0.092	0.095		0.121	0.157	0.214	0.243
	Heating	Nom.		kW	0.038			0.042	0.089	0.092		0.118	0.154	0.211	0.240
Dimensions	Unit	Height		mm	245										
		Width		mm	550				700		1,000		1,400		1,550
		Depth		mm	800										
Weight	Unit			kg	23.5			24	28.5	29	35.5	36.5	46	47	51
Casing	Colour				Not painted (galvanised)										
	Material				Galvanised steel plate										
Fan-Air flow rate - 50Hz	Cooling	High/Nom./Low		m^3/min	8.7/7.5/6.5	9/7.5/6.5		9.5/8/7.0	15/12.5/11	15.2/12.5/11	21.0/18/15	23/19.5/16	32/27/23	36/31.5/26	39/34/28
	Heating	High/Nom./Low		m^3/min	8.7/7.5/6.5	9/7.5/6.5		9.5/8/7	15/12.5/11	15.2/12.5/11	21/18/15	23/19.5/16.0	32/27/23	36/31.5/26	39/34/28
Fan-External static pressure - 50Hz	High/Nom.			Pa	150/30							150/40		150/50	
Air filter	Type				Resin net with mold resistance										
Sound power level	Cooling	Nom.		dBA	54			55	60		59	61		64	
Sound pressure level	Cooling	High/Nom./Low		dBA	29.5/28/25	30/28/25		31/29/26	35/32/29		33/30/27	35/32/29	36/34/31	39/36/33	41.5/38/34
	Heating	High/Nom./Low		dBA	31.5/29/26	32/29/26		33/30/27	37/34/29		35/32/28	37/34/30	37/34/31	40/37/33	42/38.5/34
Refrigerant	Type				R-410A										
	GWP				2,087.5										
Piping connections	Liquid	OD		mm	6.35						9.52				
	Gas	OD		mm	12.7						15.9				
	Drain				VP20 (I.D. 20/O.D. 26)										
Power supply	Phase/Frequency/Voltage			Hz/V	1~/50/60/220-240/220										
Current - 50Hz	Maximum fuse amps (MFA)			A	16										
Control systems	Infrared remote control				BRC4C65										
	Wired remote control				BRC1D52 / BRC1E52A/B										
	Simplified wired remote control for hotel applications				BRC2E52C (heat recovery type) / BRC3E52C (heat pump type)										

Concealed ceiling unit with high ESP

Ideal for large sized spaces

FXMQ-P7: ESP up to 200 Pa

- Possibility to change ESP via wired remote control allows optimisation of the supply air volume
- High external static pressure up to 200Pa facilitates extensive duct and grille network
- Discretely concealed in the wall: only the suction and discharge grilles are visible
- Reduced energy consumption thanks to specially developed DC fan motor
- Fresh air intake integrated in the same system thus reducing installation cost as no additional ventilation device is required

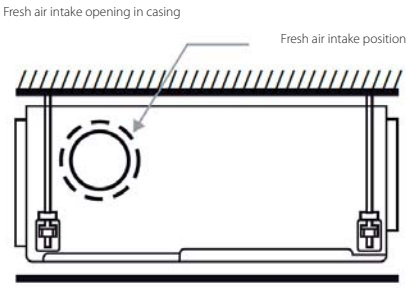

* Brings in up to 10% of fresh air into the room

- Flexible installation, as the air suction direction can be altered from rear to bottom suction

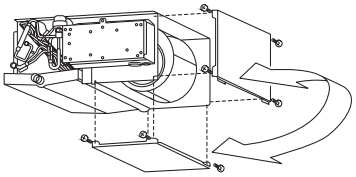

- Standard built-in drain pump with 625mm lift increases increases flexibility and installation speed

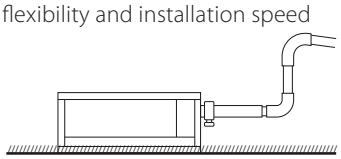



FXMQ40P7



BRC1E52A/B



BRC4C65

FXMQ-MB: ESP up to 270

- High external static pressure up to 270Pa facilitates extensive duct and grille network
- Discretely concealed in the wall: only the suction and discharge grilles are visible
- Large capacity unit: up to 31.5 kW heating capacity
- Reduced energy consumption thanks to specially developed DC fan motor

Automatic Airflow Adjustment function

Automatically selects the most appropriate fan curve to achieve the units' nominal air flow within ±10%

Why?

After installation the real ducting will frequently differ from the initially calculated air flow resistance → the real air flow may be much lower or higher than nominal , leading to a lack of capacity or uncomfortable air temperature

Automatic Airflow Adjustment function will adapt the unit's fan speed to any ducting automatically(10 or more fan curves are available on every model), making installation much faster

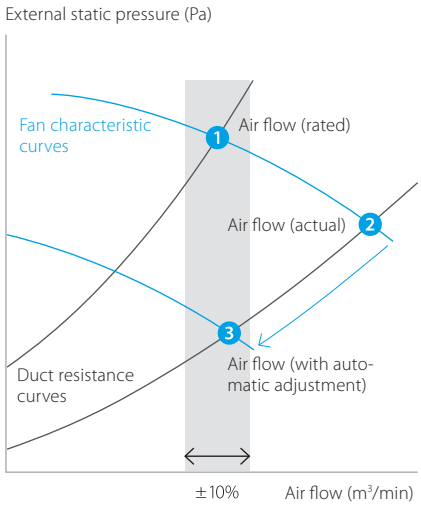

Indoor unit				FXMQ-P7/FXMQ-MB	50P7	63P7	80P7	100P7	125P7	200MB	250MB
Cooling capacity	Nom.			kW	5.6	7.1	9.0	11.2	14.0	22.4	28.0
Heating capacity	Nom.			kW	6.3	8.0	10.0	12.5	16.0	25.0	31.5
Power input - 50Hz	Cooling	Nom.		kW	0.110	0.120	0.171	0.176	0.241	0.895	1.185
	Heating	Nom.		kW	0.098	0.108	0.159	0.164	0.229	0.895	1.185
Dimensions	Unit	Height		mm	300					470	
		Width		mm	1,000			1,400		1,380	
		Depth		mm	700					1,100	
Required ceiling void >				mm	350					-	
Weight	Unit			kg	35			46		132	
Casing	Colour				Unpainted					-	
	Material				Galvanised steel plate						
Fan-Air flow rate - 50Hz	Cooling	High/Nom./Low		m^3/min	18/16.5/15	19.5/17.8/16	25/22.5/20	32/27.5/23	39/33.5/28	58/54.0/50	72/67.0/62
	Heating	High/Nom./Low		m^3/min	18/16.5/15	19.5/17.8/16	25/22.5/20	32/27.5/23	39/33.5/28	-/-/-	
Fan-External static pressure - 50Hz	High/Nom.			Pa	200/100					270/160	270/170
Air filter	Type				Resin net with mold resistance					-	
Sound power level	Cooling	High/Nom.		dBA	61/-	64/-	67/-	65/-	70/-	-/-	
Sound pressure level	Cooling	High/Nom./Low		dBA	41/39/37	42/40/38	43/41/39		44/42/40	48/-/45	
	Heating	High/Nom./Low		dBA	41/39/37	42/40/38	43/41/39		44/42/40	-/-/-	
Refrigerant	Type				R-410A						
	GWP				2,087.5						
Piping connections	Liquid	OD		mm	6.35	9.52					
	Gas	OD		mm	12.7	15.9				19.1	22.2
	Drain				VP25 (I.D. 25/O.D. 32)					PS1B	
Power supply	Phase/Frequency/Voltage			Hz/V	1~/50/60/220-240/220					1~/50/220-240	
Current - 50Hz	Maximum fuse amps (MFA)			A	16						
Control systems	Infrared remote control				BRC4C65						
	Wired remote control				BRC1D52 / BRC1E52A/B						
	Simplified wired remote control for hotel applications				BRC2E52C (heat recovery type) / BRC3E52C (heat pump type)						

Concealed ceiling unit with high efficiency

For the highest energy efficiency

- Automatic air flow adjustment function measures the air volume and static pressure and adjusts it towards the nominal air flow, whatever the length of duct, making installation easier and guaranteeing comfort. Moreover, the ESP can be changed via the wired remote control to optimize the supply air volume (for 50 and 63 class)
- Narrow ceilings voids are no longer a challenge, 50 & 60 class units can swiftly be integrated as they only are 245mm in height.
- High external static pressure up to 270Pa facilitates using flexible ducts of varying lengths
- Discretely concealed in the ceiling: only the suction and discharge grilles are visible



FXTQ50A



BRC1E52A/B



BRC4C65

Indoor unit				FXTQ	50A	63A	80A	100A
Cooling capacity	Nom.			kW	5.6	7.1	8.7	11.2
Heating capacity	Nom.			kW	6.3	8	10.0	12.5
Power input - 50Hz	Cooling	Nom.		kW	0.214	0.243	1.294	1.465
	Heating	Nom.		kW	0.211	0.240	1.294	1.465
Dimensions	Unit	Height		mm	245		470	
		Width		mm	1,400	1,550	1,380	
		Depth		mm	800		1,100	
Weight	Unit			kg	47	51	137	
Casing	Material				Galvanised steel plate			
Fan-Air flow rate - 50Hz	Cooling	High/Low		m^3/min	36/26	39/28	58/50	72/62
Fan-External static pressure - 50Hz	High/Nom.			Pa	150/50	140/50	221/132	270/191
Sound power level	Cooling	Nom.		dBA	-			
Sound pressure level	Cooling	High/Low		dBA	39/33	42/34	48/45	
Refrigerant	Type				R-410A			
	GWP				2,087.5			
Piping connections	Liquid	OD		mm	9.52			
	Gas	OD		mm	15.9		19.1	22.2
	Drain				VP20		PS1B	
Power supply	Phase/Frequency/Voltage			Hz/V	1~/50/60/220-240/220			
Current - 50Hz	Maximum fuse amps (MFA)			A	16		15	
Control systems	Infrared remote control				BRC4C65			
	Simplified wired remote control for hotel applications				BRC2E52C (heat recovery) / BRC3E52C (heat pump)			
	Wired remote control				BRC1D52 / BRC1E52A/B			

(1) Only connectable to REYQ8-16T, RYYQ8-16T, RXYQ8-16T(9)

Wall mounted unit

For rooms with no false ceilings nor free floor space

- Flat, stylish front panel blends easily within any interior décor and is easier to clean
- Can easily be installed in both new and refurbishment projects
- 15 class unit especially developed for small or well-insulated rooms, such as hotel bedrooms, small offices, etc.
- Reduced energy consumption thanks to specially developed DC fan motor
- The air is comfortably spread up- and downwards thanks to 5 different discharge angles that can be programmed via the remote control
- Maintenance operations can be performed easily from the front of the unit



FXAQ20-32P



BRC1E52A/B



BRC7EB518

Indoor unit				FXAQ	15P	20P	25P	32P	40P	50P	63P
Cooling capacity	Nom.			kW	1.7	2.2	2.8	3.6	4.5	5.6	7.1
Heating capacity	Nom.			kW	1.9	2.5	3.2	4.0	5.0	6.3	8.0
Power input - 50Hz	Cooling	Nom.		kW	0.017	0.019	0.028	0.030	0.020	0.033	0.050
	Heating	Nom.		kW	0.025	0.029	0.034	0.035	0.020	0.039	0.060
Dimensions	Unit	Height		mm	290						
		Width		mm	795				1,050		
		Depth		mm	238						
Weight	Unit			kg	11				14		
Casing	Colour				White (3.0Y8.5/0.5)						
Fan-Air flow rate - 50Hz	Cooling	High/Low		m^3/min	7.0/4.5	7.5/4.5	8/5	8.5/5.5	12/9	15/12	19/14
Air filter	Type				Washable resin net						
Sound power level	Cooling	High/Nom.		dBA	52.0/-	53.0/-	54.0/-	55.5/-	57.0/-	60.0/-	65.0/-
Sound pressure level	Cooling	High/Low		dBA	34.0/29.0	35.0/29.0	36.0/29.0	37.5/29.0	39.0/34.0	42.0/36.0	47.0/39.0
Refrigerant	Type				R-410A						
	GWP				2,087.5						
Piping connections	Liquid	OD		mm	6.35						9.52
	Gas	OD		mm	12.7						15.9
	Drain				VP13 (I.D. 13/O.D. 18)						
Power supply	Phase/Frequency/Voltage			Hz/V	1~/50/220-240						
Current - 50Hz	Maximum fuse amps (MFA)			A	16						
Control systems	Infrared remote control				BRC7EB518						
	Wired remote control				BRC1E52A/B / BRC1D52						
	Simplified wired remote control for hotel applications				BRC2E52C (heat recovery type) / BRC3E52C (heat pump type)						

Ceiling suspended unit

For wide rooms with no false ceilings nor free floor space

› Ideal for comfortable air flow in wide rooms thanks to Coanda effect: up to 100° discharge angle

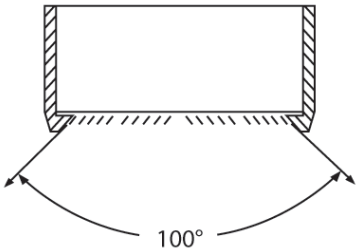

› Even rooms with ceilings up to 3.8m can be heated up or cooled down very easily without capacity loss
› Can easily be installed in both new and refurbishment projects
› Can easily be mounted in corners and narrow spaces, as it only needs 30mm lateral service space

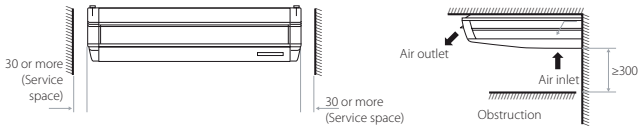

› Fresh air intake integrated in the same system thus reducing installation cost as no additional ventilation device is required

Fresh air intake opening in casing

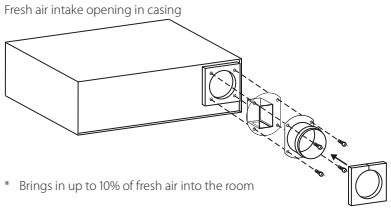

* Brings in up to 10% of fresh air into the room



FXHQ63A



BRC1E52A/B



BRC7G53

› Reduced energy consumption thanks to specially developed DC fan motor and drain pump
› Stylish unit blends easily with any interior. The flaps close entirely when the unit is not operating and there are no air intake grilles visible

Indoor unit			FXHQ	32A	63A	100A
Cooling capacity	Nom.		kW	3.6	7.1	11.2
Heating capacity	Nom.		kW	4.0	8.0	12.5
Power input - 50Hz	Cooling	Nom.	kW	0.107	0.111	0.237
	Heating	Nom.	kW	0.107	0.111	0.237
Dimensions	Unit	Height	mm		235	
		Width	mm	960	1,270	1,590
		Depth	mm		690	
Weight	Unit		kg	24	33	39
Casing	Colour				Fresh White	
	Material				Resin	
Fan-Air flow rate - 50Hz	Cooling	High/Nom./Low	m^3/min	14.0/12.0/10.0	20.0/17.0/14.0	29.5/24.0/19.0
	Heating	High/Nom./Low	m^3/min	14.0/12.0/10.0	20.0/17.0/14.0	29.5/24.0/19.0
Air filter	Type				Resin net with mold resistance	
Sound power level	Cooling	Nom.	dBA		-	
Sound pressure level	Cooling	High/Nom./Low	dBA	36.0/34.0/31.0	37.0/35.0/34.0	44.0/37.0/34.0
	Heating	High/Nom./Low	dBA	36.0/34.0/31.0	37.0/35.0/34.0	44.0/37.0/34.0
Refrigerant	Type				R-410A	
	GWP				2,087.5	
Piping connections	Liquid	OD	mm	6.35	9.52	
	Gas	OD	mm	12.7	15.9	
	Drain				VP20 (I.D. 20/O.D. 26)	
Power supply	Phase/Frequency/Voltage		Hz/V		1~/50/220-240	
Current - 50Hz	Maximum fuse amps (MFA)		A		16	
Control systems	Infrared remote control				BRC7G53	
	Wired remote control				BRC1E52A/B / BRC1D52	
	Simplified wired remote control for hotel applications				BRC2E52C (heat recovery type) / BRC3E52C (heat pump type)	

(1) Contains fluorinated greenhouse gases

4-way blow ceiling suspended unit

Unique Daikin unit for high rooms with no false ceilings nor free floor space

- Even rooms with ceilings up to 3.5m can be heated up or cooled down very easily without capacity loss
- Can easily be installed in both new and refurbishment projects
- Individual flap control: flexibility to suit every room layout without changing the location of the unit!

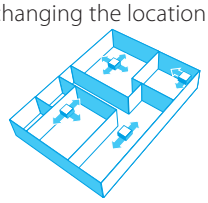

- Reduced energy consumption thanks to specially developed small tube heat exchanger, DC fan motor and drain pump
- Stylish unit blends easily with any interior. The flaps close entirely when the unit is not operating and there are no air intake grilles visible
- Optimum comfort guaranteed with automatic air flow adjustment to the required load
- 5 different discharge angles between 0 and 60°can be programmed via the remote control

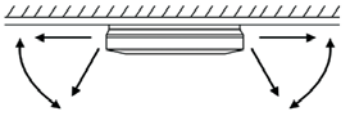



FXUQ-A

BRC1E52A/B

BRC7C58

- Standard drain pump with 500mm lift increases flexibility and installation speed

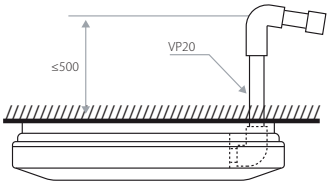

Indoor unit				FXUQ	71A	100A
Cooling capacity	Nom.			kW	8.0	11.2
Heating capacity	Nom.			kW	9.0	12.5
Power input - 50Hz	Cooling	Nom.		kW	0.090	0.200
	Heating	Nom.		kW	0.073	0.179
Dimensions	Unit	Height		mm	198	
		Width		mm	950	
		Depth		mm	950	
Weight	Unit			kg	26	27
Casing	Colour				Fresh White	
	Material				Resin	
Fan-Air flow rate - 50Hz	Cooling	High/Nom./Low		m^3/min	22.5/19.5/16.0	31.0/26.0/21.0
	Heating	High/Nom./Low		m^3/min	22.5/19.5/16.0	31.0/26.0/21.0
Air filter	Type				Resin net with mold resistance	
Sound power level	Cooling	Nom.		dBA	-	
Sound pressure level	Cooling	High/Nom./Low		dBA	40.0/38.0/36.0	47.0/44.0/40.0
	Heating	High/Nom./Low		dBA	40.0/38.0/36.0	47.0/44.0/40.0
Refrigerant	Type				R-410A	
	GWP				2,087.5	
Piping connections	Liquid	OD		mm	9.52	
	Gas	OD		mm	15.9	
	Drain				I.D. 20/O.D. 26	
Power supply	Phase/Frequency/Voltage			Hz/V	1~/50/60/220-240/220-230	
Current - 50Hz	Maximum fuse amps (MFA)			A	16	
Control systems	Infrared remote control				BRC7C58	
	Wired remote control				BRC1E52A/B / BRC1D52	
	Simplified wired remote control for hotel applications				BRC2E52C (heat recovery type) / BRC3E52C (heat pump type)	

(1) Contains fluorinated greenhouse gases

Concealed floor standing unit

Designed to be concealed in walls

› Discretely concealed in the wall: only the suction and discharge grilles are visible
› Requires very little installation space as the depth is only 200mm



› Its low height (620 mm) enables the unit to fit perfectly beneath a window
› High ESP allows flexible installation



FXNQ-A



BRC1E52A/B



BRC4C65

Indoor unit				FXNQ	20A	25A	32A	40A	50A	63A
Cooling capacity	Nom.			kW	2.2	2.8	3.6	4.5	5.6	7.1
Heating capacity	Nom.			kW	2.5	3.2	4.0	5.0	6.3	8.00
Power input - 50Hz	Cooling	Nom.		kW	0.071			0.078	0.099	0.110
	Heating	Nom.		kW	0.068			0.075	0.096	0.107
Dimensions	Unit	Height		mm	620 / 720 (1)					
		Width		mm	750			950		1,150
		Depth		mm	200					
Weight	Unit			kg	23.5			27.5		32
Casing	Colour				Unpainted					
	Material				Galvanised steel plate					
Fan-Air flow rate - 50Hz	Cooling	High/Nom./Low		m^3/min	8.0/7.2/6.4			10.5/9.5/8.5	12.5/11/10.0	16.5/14.5/13.0
	Heating	High/Nom./Low		m^3/min	8.0/7.2/6.4			10.5/9.5/8.5	12.5/11/10.0	16.5/14.5/13.0
Fan-External static pressure - 50Hz	High/Nom.			Pa	41/10		42/10	52/15	59/15	55/15
Air filter	Type				Resin net with mold resistance					
Sound power level	Cooling	High/Nom.		dBA	51/-			52/-	53/-	54/-
Sound pressure level	Cooling	High/Nom./Low		dBA	30/28.5/27			32/30/28	33/31/29	35/33/32
	Heating	High/Nom./Low		dBA	30/28.5/27			32/30/28	33/31/29	35/33/32
Refrigerant	Type				R-410A					
	GWP				2,087.5					
Piping connections	Liquid	OD		mm	6.35					9.52
	Gas	OD		mm	12.7					15.9
	Drain				VP20 (I.D. 20/O.D. 26)					
Power supply	Phase/Frequency/Voltage			Hz/V	1~/50/60/220-240/220					
Current - 50Hz	Maximum fuse amps (MFA)			A	16					
Control systems	Infrared remote control				BRC4C65					
	Wired remote control				BRC1D52 / BRC1D61 / BRC1E52A/B					
	Simplified wired remote control for hotel applications				BRC2E52C (heat recovery type) / BRC3E52C (heat pump type)					

(1) Including installation legs (2) Contains fluorinated greenhouse gases

Floor standing unit

For perimeter zone air conditioning

- Unit can be installed as free standing model by use of optional back plate
- Its low height enables the unit to fit perfectly beneath a window
- Stylish modern casing finished in pure white (RAL9010) and iron grey (RAL7011) blends easily with any interior
- Requires very little installation space

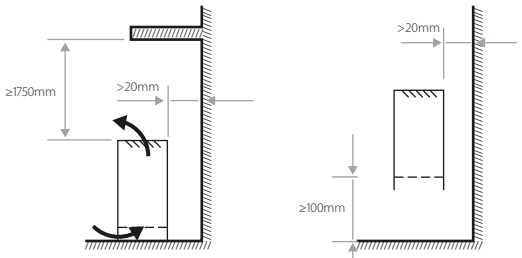

Floor standing Wall mounted

- Wall mounted installation facilitates cleaning beneath the unit where dust tends to accumulate

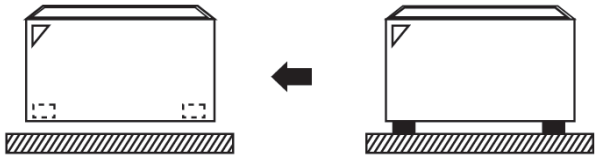

- Wired remote control can easily be integrated in the unit



FXLQ20,25P



BRC1E52A/B



BRC4C65

Indoor unit				FXLQ	20P	25P	32P	40P	50P	63P
Cooling capacity	Nom.			kW	2.2	2.8	3.6	4.5	5.6	7.1
Heating capacity	Nom.			kW	2.5	3.2	4.0	5.0	6.3	8.000
Power input - 50Hz	Cooling	Nom.		kW	0.049		0.090		0.110	
	Heating	Nom.		kW	0.049		0.090		0.110	
Dimensions	Unit	Height		mm	600					
		Width		mm	1,000		1,140		1,420	
		Depth		mm	232					
Weight	Unit			kg	27		32		38	
Casing	Colour				Fresh white (RAL9010) / Dark grey (RAL7011)					
Fan-Air flow rate - 50Hz	Cooling	High/Low		m^3/min	7/6		8/6	11/8.5	14/11	16/12
Air filter	Type				Resin net					
Sound power level	Cooling	Nom.		dBA	-					
Sound pressure level	Cooling	High/Low		dBA	35/32			38/33	39/34	40/35
	Heating	High/Low		dBA	35/32			38/33	39/34	40/35
Refrigerant	Type				R-410A					
	GWP				2,087.5					
Piping connections	Liquid	OD		mm	6.35					9.52
	Gas	OD		mm	12.7					15.9
	Drain				O.D. 21 (Vinyl chloride)					
Power supply	Phase/Frequency/Voltage			Hz/V	1~/50/60/220-240/220					
Current - 50Hz	Maximum fuse amps (MFA)			A	15					
Control systems	Infrared remote control				BRC4C65					
	Wired remote control				BRC1D52 / BRC1E52A/B					
	Simplified wired remote control for hotel applications				BRC2E52C (heat recovery type) / BRC3E52C (heat pump type)					

Low temperature hydrobox for VRV

For high efficiency space heating and cooling

- Air to water connection to VRV for applications such as underfloor, air handling units, low temperature radiators, …
- Leaving water temperature range from 5°C to 45°C without electric heater
- Super wide operating range for hot/cold water production from -20 to +43°C ambient outdoor temperature
- Saves time on system design as all water-side components are fully integrated with direct control over leaving water temperature
- Space saving contemporary wall hung design
- No gas connection or oil tank needed
- Connectable to VRV IV heat pump and heat recovery


HXY-A8

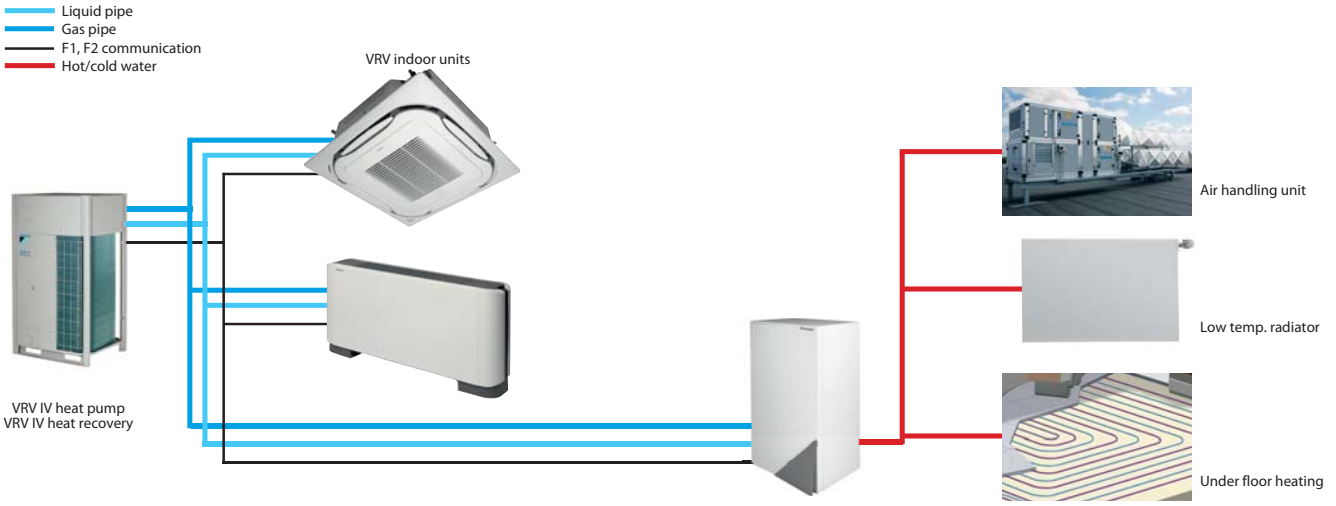

Indoor unit				HXY	080A8	125A8
Cooling capacity	Nom.			kW	8.0	12.5
Heating capacity	Nom.			kW	9.00	14.00
Dimensions	Unit	HeightxWidthxDepth		mm	890x480x344	
Weight	Unit			kg	44	
Casing	Colour				White	
	Material				Precoated sheet metal	
Sound pressure level	Nom.			dBA	-	
Operation range	Heating	Ambient	Min.~Max.	°C	-20~24	
		Water side	Min.~Max.	°C	25~45	
	Domestic hot water	Ambient	Min.~Max.	°CDB	N/A	
		Water side	Min.~Max.	°C	N/A	
Refrigerant	Type / GWP				R-410A / 2.087,5	
Refrigerant circuit	Gas side diameter			mm	15.9	
	Liquid side diameter			mm	9.5	
Water circuit	Piping connections diameter			inch	G 1"1/4 (female)	
Power supply	Phase/Frequency/Voltage			Hz/V	1~/50/220-240	
Current	Recommended fuses			A	6~16	

Contains fluorinated greenhouse gases

High temperature hydrobox for VRV

For efficient hot water production and space heating

- Air to water connection to VRV for applications such as bathrooms, sinks, underfloor heating, radiators and air handling units
- Leaving water temperature range from 25 to 80°C without electric heater
- „Free" heating and hot water production provided by transferring heat from areas requiring cooling to areas requiring heating or hot water
- Uses heat pump technology to produce hot water efficiently, providing up to 17% savings compared to a gas boiler
- Possibility to connect thermal solar collectors to the domestic hot water tank
- Super wide operating range for hot water production from -20 to +43°C ambient outdoor temperature
- Saves time on system design as all water-side components are fully integrated with direct control over leaving water temperature
- Various control possibilities with weather dependant set point or thermostat control
- The indoor unit and domestic hot water tank can be stacked to save space, or installed next to each other, if only limited height is available
- No gas connection or oil tank needed
- Connectable to VRV IV heat recovery





Indoor unit				HXHD	125A8
Heating capacity	Nom.			kW	14.0
Dimensions	Unit	HeightxWidthxDepth		mm	705x600x695
Weight	Unit			kg	92
Casing	Colour				Metallic grey
	Material				Precoated sheet metal
Sound pressure level	Nom.			dBA	42 (1) / 43 (2)
	Night quiet mode	Level 1		dBA	38 (1)
Operation range	Heating	Ambient	Min.~Max.	°C	-20~20 / 24 (3)
		Water side	Min.~Max.	°C	25~80
	Domestic hot water	Ambient	Min.~Max.	°CDB	-20~43
		Water side	Min.~Max.	°C	45~75
Refrigerant	Type / GWP				R-134a / 1.430
Refrigerant circuit	Gas side diameter			mm	12.7
	Liquid side diameter			mm	9.52
Water circuit	Piping connections diameter			inch	G 1" (female)
	Heating water system	Water volume	Max.~Min.	l	200~20
Power supply	Phase/Frequency/Voltage			Hz/V	1~/50/220-240
Current	Recommended fuses			A	20

(1) Sound levels are measured at: EW 55°C; LW 65°C (2) Sound levels are measured at: EW 70°C; LW 80°C (3) Field setting (4) Contains fluorinated greenhouse gases

EKHTS-AC

Domestic hot water tank

Stackable stainless steel domestic hot water tank

- The indoor unit and domestic hot water tank can be stacked to save space, or installed next to each other, if only limited height is available
- Available in 200 and 260 liters
- Heat loss is reduced to a minimum thanks to the high quality insulation
- At necessary intervals, the indoor unit can heat up the water to 60°C to prevent the risk of bacteria growth
- Efficient temperature heat-up: from 10°C to 50°C in only 60 minutes



EKHTS200AC



EKHTS260AC

Accessory				EKHTS	200AC	260AC
Casing	Colour				Metallic grey	
	Material				Galvanised steel (precoated sheet metal)	
Dimensions	Unit	Height	Integrated on indoor unit	mm	2,010	2,285
		Width		mm	600	
		Depth		mm	695	
Weight	Unit	Empty		kg	70	78
Tank	Water volume			l	200	260
	Material				Stainless steel (EN 1.4521)	
	Maximum water temperature			°C	75	
	Insulation	Heat loss		kWh/24h	1.2	1.5
Heat exchanger	Quantity				1	
	Tube material				Duplex steel (EN 1.4162)	
	Face area			m^2	1.56	
	Internal coil volume			l	7.5	

EKHWP-B/PB

Domestic hot water tank

Plastic domestic hot water tank with solar support

- Available in 300 and 500 liters
- Large hot water storage tank to provide domestic hot water at any time
- Heat loss is reduced to a minimum thanks to the high quality insulation
- Space heating support possible (500l tank only)
- Tank designed for connection with pressured thermal solar system



EKHWP300B-PB

					Pressured		Unpressured	
Accessory				EKHWP	300PB	500PB	300B	500B
Dimensions	Unit	Width		mm	595	790	595	790
		Depth		mm	615	790	615	790
Weight	Unit	Empty		kg	58	89	59	93
Tank	Water volume			l	294	477	300	500
	Maximum water temperature			°C	85			
	Insulation	Heat loss		kWh/24h	1.5	1.7	1.3	1.4
Heat exchanger	Domestic hot water	Tube material			Stainless steel (DIN 1.4404)		Stainless steel	
		Face area		m^2	5.600	5.800	5.8	6
		Internal coil volume		l	27.1	29.0	27.9	29
		Operating pressure		bar	6		6	
		Average specifc thermal output		W/K	2,790	2,825	2,790	2,900
	Charging	Tube material			Stainless steel (DIN 1.4404)		Stainless steel	
		Face area		m^2	3	4	2.7	3.8
		Internal coil volume		l	13	19	13.2	18.5
		Operating pressure		bar	3		3	
		Average specifc thermal output		W/K	1,300	1,800	1,300	1,800
	Auxiliary solar heating	Tube material			-	Stainless steel (DIN 1.4404)	Stainless steel	
		Face area		m^2	-	1	-	0.5
		Internal coil volume		l	-	2	-	2.3
		Operating pressure		bar	-	3		
		Average specifc thermal output		W/K	-	280	-	280

EKSRPS4A

Pump station

- Save energy and reduce CO_2 emissions with a solar system for domestic hot water production
- Pump station connectable to unpressurised solar system
- Pump station and control provide the transfer of solar heat to the domestic hot water tank



EKSRPS4

Pump station for pressureless tank				EKSRPS4A
Dimensions	Unit	HeightxWidthxDepth	mm	815x142x230
Weight	Unit		kg	6
Power supply	Phase			1~
	Frequency		Hz	50
	Voltage		V	230

EKS(V/H)-P

Solar collector

Thermal solar collector for hot water production

- Solar collectors can produce up to 70% of the energy needed for hot water production - a major cost saving
- Vertical and horizontal solar collectors for domestic hot water production
- High efficiency collectors transfer all the short-wave solar radiation into heat as a result of their highly selective coating
- Easy to install on roof tiles



EKSV21P



EKSH26P

Solar collector				EKSV21P	EKSV26P	EKSH26P
Mounting				Vertical		Horizontal
Dimensions	Unit	HeightxWidthxDepth	mm	1,006x85x2,000		2,000x85x1,300
Weight	Unit		kg	33	42	
Volume			l	1.3	1.7	2.1
Surface	Outer		m^2	2.01	2.60	
	Aperture		m^2	1.800	2.360	
	Absorber		m^2	1.79	2.35	
Coating				Micro-therm (absorption max. 96%, Emission ca. 5% +/-2%)		
Absorber				Harp-shaped copper pipe register with laser-welded highly selective coated aluminium plate		
Glazing				Single pane safety glass, transmission +/- 92%		
Allowed roof angle	Min.~Max.		°	15~80		
Operating pressure	Max.		bar	6		
Stand still temperature	Max.		°C	192		
Thermal performance	collector efficiency (ηcol)		%	61		
	Zero loss collector efficiency η0		%	0.781	0.784	
	Heat loss coefficient a1		$W/m^2.K$	4.240	4.250	
	Temperature dependence of the heat loss coefficient a2		$W/m^2.K^2$	0.006	0.007	
	Thermal capacity		kJ/K	4.9	6.5	

Options & accessories - VRV outdoor

	VRV IV Heat Recovery				
	REYQ 8~12T	REYQ 14~20T	REMQ5T	2-module systems	3-module systems
Multi-module connection kit (obligatory) - Connects multiple modules into a single refrigerant system	-	-	-	BHFQ23P907	BHFQ23P1357
Extended level difference kit - Allows outdoor unit to be more than 50m above indoor units	Special order unit				
Central drain pan kit - Installs onto the underside of the outdoor unit and collects drain water from all bottom plate outlets into a single outlet. In cold areas should be heated by a field-supplied heater to prevent drain water from freezing in the drain pan.	-	-	-	-	-
Heater tape kit - Optional electrical heater to guarantee trouble-free operation in extremely cold and humid climates (one per outdoor unit needed)	EKBPH012T + EKBHPCBT	EKBPH020T + EKBHPCBT	EKBPH012T + EKBHPCBT	-	-
External control adapter for outdoor unit - Allows to activate Low Noise Operation and three levels of demand control, limiting power consumption via external dry contacts. Connects to the F1/F2 communication line and requires power supply from an indoor unit*, BSVQ box, or VRV-WIII outdoor unit.	DTA104A53/61/62 For installation into an indoor unit: exact adapter type depends on type of indoor unit. See Options & Accessories of indoor units				
BHGP26A1 Digital pressure gauge kit – displays current condensing and evaporating pressures in the system as Standard, or expansion valve positions and temperature sensor data in a special service mode. Connect to the outdoor unit PCB, for installation in the outdoor unit.	●	●	●	1 kit per system	1 kit per system
KRC19-26A Mechanical cool/heat selector – allows to switch an entire Heat Pump system, or one BS-box of a Heat Recovery system between cooling, heating and fan only. Connects to the A-B-C terminals of the outdoor unit / BS-box.	-	-	-	-	-
EBRP2B - Cool/heat selector PCB	-	-	-	-	-
BRP2A81 Cool/heat selector PCB (required to connect KRC19-26A to VRV IV outdoor)	-	-	-	-	-
KKSA26A560* Cool/heat selector PCB mounting plate (only required when cool/heat selector PCB and Heater tape kit are combined)	-	-	-	-	-
KJB111A Installation box for remote cool/heat selector KRC19-26A	-	-	-	-	-
EKCHSC - Cool/heat selector cable	-	-	-	-	-
EKPCCAB3 VRV configurator	●	●	●	●	●
BPMKS967A2/A3 Branch provider (for connection of 2/3 RA indoor units)	-	-	-	-	-
EKDK04 Drain plug kit	-	-	-	-	-
KKSB2B61* Demand PCB mounted plate. Needed to mount Demand PCB for some outdoor units.	-	-	-	-	-
DTA109A51 DIII-net expander adapter	●	●	●	●	●

	VRV IV S-series			
	RXYSCQ-T	RXYSQ4-6TV1	RXYSQ4-6TY1	RXYSQ8-12TY1
Multi-module connection kit (obligatory) - Connects multiple modules into a single refrigerant system	-	-	-	-
Extended level difference kit - Allows outdoor unit to be more than 50m above indoor units	-	-	-	-
Central drain pan kit - Installs onto the underside of the outdoor unit and collects drain water from all bottom plate outlets into a single outlet. In cold areas should be heated by a field-supplied heater to prevent drain water from freezing in the drain pan.	-	-	-	-
Heater tape kit - Optional electrical heater to guarantee trouble-free operation in extremely cold and humid climates (one per outdoor unit needed)	-	-	-	-
External control adapter for outdoor unit - Allows to activate Low Noise Operation and three levels of demand control, limiting power consumption via external dry contacts. Connects to the F1/F2 communication line and requires power supply from an indoor unit*, BSVQ box, or VRV-WIII outdoor unit.				
BHGP26A1 Digital pressure gauge kit – displays current condensing and evaporating pressures in the system as Standard, or expansion valve positions and temperature sensor data in a special service mode. Connect to the outdoor unit PCB, for installation in the outdoor unit.	-	-	-	-
KRC19-26A Mechanical cool/heat selector – allows to switch an entire Heat Pump system, or one BS-box of a Heat Recovery system between cooling, heating and fan only. Connects to the A-B-C terminals of the outdoor unit / BS-box.	-	●	-	-
EBRP2B - Cool/heat selector PCB	-	●	-	-
BRP2A81 Cool/heat selector PCB (required to connect KRC19-26A to VRV IV outdoor)	-	-	-	-
KKSA26A560* Cool/heat selector PCB mounting plate (only required when cool/heat selector PCB and Heater tape kit are combined)	-	-	-	-
KJB111A Installation box for remote cool/heat selector KRC19-26A	-	●	-	-
EKCHSC - Cool/heat selector cable	-	-	●	●
EKPCCAB3 VRV configurator	●	●	●	●
BPMKS967A2/A3 Branch provider (for connection of 2/3 RA indoor units)	●	●	●	●
EKDK04 Drain plug kit	-	●	●	-
KKSB2B61* Demand PCB mounted plate. Needed to mount Demand PCB for some outdoor units.	-	-	-	-
DTA109A51 DIII-net expander adapter	-	-	-	-

VRV IV with continuous heating						VRV IV without continuous heating			
RYYQ8-12T	RYYQ14-20T	RYMQ8-12T	RYMQ14-20T	2-module systems	3-module systems	RXYQ8-12T (9)	RXYQ14-20T	2-module systems	3-module systems
-	-	-	-	BHFQ22P1007	BHFQ22P1517	-	-	BHFQ22P1007	BHFQ22P1517
-	-	-	-	-	-	-	-	-	-
-	-	-	-	-	-	-	-	-	-
EKBPH012T + EKBPHPCBT	EKBPH020T + EKBPHPCBT	EKBPH012T + EKBPHPCBT	EKBPH020T + EKBPHPCBT	-	-	EKBPH012T + EKBPHPCBT	EKBPH020T + EKBPHPCBT	-	-
DTA104A53/61/62 For installation into an indoor unit: exact adapter type depends on type of indoor unit. See Options & Accessories of indoor units									
●	●	●	●	1 kit per system	1 kit per system	●	●	1 kit per system	1 kit per system
●	●	●	●	●	●	●	●	●	●
-	-	-	-	-	-	-	-	-	-
●	●	●	●	●	●	●	●	●	●
●	●	●	●	●	●	●	●	●	●
●	●	●	●	●	●	●	●	●	●
-	-	-	-	-	-	-	-	-	-
●	●	●	●	●	●	●	●	●	●
●	●	-	-	-	-	●	●	-	-
-	-	-	-	-	-	-	-	-	-
-	●	-	●	-	-	-	●	-	-
●	●	●	●	●	●	●	●	●	●

VRV IV i-series SB.RKXYQ		VRV III-C Cold Region VRV			VRV Classic		
RDXYQ5	RKXYQ5	RTSYQ 10PA	RTSYQ 14~16PA	RTSYQ 20PA	RXYCQ8A	RXYCQ10-14A	RXYCQ16-20A
-	-	-	-	BHFQ22P1007	-	-	-
-	-	-	-	-	-	-	-
-	-	KWC26B280	KWC26B450	2x KWC26B280	KWC26B160	KWC26B280	KWC26B450
EKDPRH1RDX	-	BEH22A10Y1L	BEH22A18Y1L	2x BEH22A10Y1L	-	-	-
DTA104A53/61/62 For installation into an indoor unit: exact adapter type depends on type of indoor unit. See Options & Accessories of indoor units							
-	-	●	●	●	●	●	●
-	●	-	-	-	●	●	●
-	-	-	-	-	-	-	-
-	-	-	-	-	-	-	-
-	-	-	-	-	-	-	-
-	●	-	-	-	●	●	●
-	●	-	-	-	-	-	-
-	●	-	-	-	-	-	-
-	-	-	-	-	-	-	-
-	-	-	-	-	-	-	-
-	-	-	-	-	-	-	-
-	-	●	●	●	●	●	●

Options & accessories - VRV outdoor

	VRV IV-Q Heat Pump Replacement VRV				
	RQYQ 140P	**RXYQQ8-12T**	**RXYQQ14-20T**	**2-module systems**	**3-module systems**
Multi-module connection kit (obligatory) Connects multiple modules into a single refrigerant system	-	-	-	BHFQ22P1007	BHFQ22P1517
Central drain pan kit - Installs onto the underside of the outdoor unit and collects drain water from all bottom plate outlets into a single outlet. In cold areas should be heated by a field-supplied heater to prevent drain water from freezing in the drain pan.	KWC26B160	-	-	-	-
Heater tape kit - Optional electrical heater to guarantee trouble-free operation in extremely cold and humid climates (one per outdoor unit needed)	-	EKBPH012T + EKBPHPCBT	EKBPH020T + EKBPHPCBT	-	-
External control adapter for outdoor unit - Allows to activate Low Noise Operation and three levels of demand control, limiting power consumption via external dry contacts. Connects to the F1/F2 communication line and requires power supply from an indoor unit*, BSVQ box, or VRV-WIII outdoor unit.	DTA104A53/61/62 For installation into an indoor unit: exact adapter type depends on type of indoor unit. See Options & Accessories of indoor units				
BHGP26A1 Digital pressure gauge kit – displays current condensing and evaporating pressures in the system as Standard, or expansion valve positions and temperature sensor data in a special service mode. Connect to the outdoor unit PCB, for installation in the outdoor unit.	●	●	●	1 kit per system	1 kit per system
KRC19-26A Mechanical cool/heat selector – allows to switch an entire Heat Pump system, or one BS-box of a Heat Recovery system between cooling, heating and fan only. Connects to the A-B-C terminals of the outdoor unit / BS-box.	●	●	●	1 kit per system	1 kit per system
BRP2A81 Cool/heat selector PCB (required to connect KRC19-26A to VRV IV outdoor)	-	●	●	●	●
KKSA26A560* - Cool/heat selector PCB mounting plate (only required when cool/heat selector PCB and Heater tape kit are combined)	-	-	●	●	●
KJB111A Installation box for remote cool/heat selector KRC19-26A	●	●	●	1 kit per system	1 kit per system
EKPCCAB3 VRV configurator	-	●	●	●	●
KKSB2B61* Demand PCB mounted plate. Needed to mount Demand PCB for some outdoor units.	-	-	●	-	-
DTA109A51 DIII-net expander adapter	●	●	●	●	●

		Refnet Joints				Refnet Headers	
		Capacity index	**Capacity index**	**Capacity index**	**Capacity index**	**Capacity index**	**Capacity index**
		< 200	**200 ≤ x < 290**	**290 ≤ x < 640**	**> 640**	**< 290**	**290 ≤ x < 640**
Heat Recovery systems (3-pipe)	Metric-size connections	KHRQM23M20T	KHRQM23M29T	KHRQM23M64T	KHRQM23M75T	KHRQM23M29H	KHRQM23M64H
	Imperial-size connections	KHRQ23M20T	KHRQ23M29T9	KHRQ23M64T	KHRQ23M75T	KHRQ23M29H	KHRQ23M64H
	Sound reduction kit (sound insulation)	-	-	-	-	-	-
	Mechanical cool/heat selector – allows to switch an entire Heat Pump system, or one BS-box of a Heat Recovery system between cooling, heating and fan only. Connects to the A-B-C terminals of the outdoor unit / BS-box.	-	-	-	-	-	-
	Installation box for remote cool/heat selector KRC19-26	-	-	-	-	-	-
	Closed pipe kit	-	-	-	-	-	-
	Joint kit	-	-	-	-	-	-
	Quiet kit	-	-	-	-	-	-
Heat Pump systems (2-pipe)	Metric-size connections	KHRQM22M20T	KHRQM22M29T	KHRQM22M64T	KHRQM22M75T	KHRQM22M29H	KHRQM22M64H
	Imperial-size connections	KHRQ22M20T	KHRQ22M29T9	KHRQ22M64T	KHRQ22M75T	KHRQ22M29H	KHRQ22M64H

VRV III-Q Heat Recovery Replacement VRV				VRV-W IV Water-cooled VRV				
					Heat Pump application		Heat Recovery application	
RQEQ 140~212	2-module systems	3-module systems	4-module systems	RWEYQ8-10T8	2-module systems	3-module systems	2-module systems	3-module systems
-	BHFP26P36C	BHFP26P63C	BHFP26P84C	-	BHFQ22P1007	BHFQ22P1517	BHFQ23P907	BHFQ23P1357
KWC26B160	1 kit per module	1 kit per module	1 kit per module	-	-	-	-	-
-	-	-	-	-	-	-	-	-

DTA104A53/61/62
Installation in the RWEYQ outdoor unit possible. For installation in indoor units, use appropriate type (DTA104A53/61/62) for particular indoor unit. See Options & Accessories of indoor units

●	1 kit per system	1 kit per system	1 kit per system	-	-	-	-	-
-	-	-	-	●	1 kit per system	1 kit per system	-	-
-	-	-	-	●	1 kit per system	1 kit per system	-	-
-	-	-	-	-	-	-	-	-
-	-	-	-	●	1 kit per system	1 kit per system	-	-
-	-	-	-	●	●	●	●	●
-	-	-	-	-	-	-	-	-
●	●	●	●	●	●	●	●	●

	Heat Recovery Branch Selector Boxes (BS-Boxes)									
Capacity index	1-port	1-port	4-port	4-port	6-port	6-port	8-port	10-port	12-port	16-port
> 640	-	-	-	-	-	-	-	-	-	-
KHRQM23M75H	-	-	-	-		-	-	-	-	-
KHRQ23M75H	BS1Q-A	BSVQ-P8B	BS4Q14A	BSV4Q100PV	BS6Q14A	BSV6Q100PV	BS8Q14A	BS10Q14A	BS12Q14A	BS16Q14A
-	EKBSVQLNP	EKBSVQLNP	-	-	-	-	-	-	-	-
-	-	KRC19-26	-	KRC19-26 1 kit per port necessary	-	KRC19-26 1 kit per port necessary	-	-	-	-
-	-	KJB111A	-	KJB111A	-	KJB111A	-	-	-	-
-	-	-	KHFP26A100C	-	KHFP26A100C	-	KHFP26A100C	KHFP26A100C	KHFP26A100C	KHFP26A100C
-	-	-	KHRP26A1250C	-	KHRP26A1250C	-	KHRP26A1250C	KHRP26A1250C	KHRP26A1250C	KHRP26A1250C
-	-	-	KDDN26A4	-	KDDN26A8	-	KDDN26A8	KDDN26A12	KDDN26A12	KDDN26A16
	-						-	-	-	-
KHRQM22M75H	-	-	-	-		-	-	-	-	-
KHRQ22M75H	-	-	-	-		-	-	-	-	-

		Ceiling mounted cassette units				
		Round flow (800x800)	4-way (600x600)	2-way blow		
		FXFQ 20~125A	FXZQ 15~50A	FXCQ 20~40A	FXCQ 50~63A	FXCQ 80 ~125A
Adapters and control	**BRC1E52A/B** Premium wired remote control with full-text interface and back-light	●	●	●	●	●
	BRC1D52 Standard wired remote control with weekly timer	●*4	●*4	●*4	●*4	●*4
	Infrared remote control including receiver	BRC7FA532F	BRC7F530W *9*10 (white panel) BRC7F530S *9*10 (grey panel) BRC7EB530 *9*10 (standard panel)	BRC7C52	BRC7C52	BRC7C52
	BRC2E52C Simplified wired remote control for heat recovery system	●	●	●	●	●
	BRC3E52C Simplified wired remote control for heat pump system	●	●	●	●	●
	DCS302C51 Central remote control	●	●	●	●	●
	DCS301B51 Unified ON/OFF control	●	●	●	●	●
	DST301B51 Schedule timer	●	●	●	●	●
	DCC601A51 Centralized controller with cloud connection	●	●	●	●	●
	DCM601A51 Intelligent Touch Manager	●	●	●	●	●
	External wired temperature sensor	KRCS01-4	KRCS01-4	KRCS01-4	KRCS01-4	KRCS01-4
	K.RSS External wireless temperature sensor	●	●	●	●	●
	Adaptor for wiring (interlock for fresh air intake fan)	-	-	-	-	-
	Wiring adapter for external monitoring/control via dry contacts and setpoint control via 0-140Ω	KRP4A53 *2*7	KRP4A53 *2	KRP4A51	KRP4A51	KRP4A51
	Wiring adapter for external central monitoring/control (controls 1 entire system)	-	KRP2A52	KRP2A51	KRP2A51	KRP2A51
	Wiring adapter with 4 output signals (Compressor / Error, Fan, Aux. heater, Humidifier output)	EKRP1C11 *2*7	EKRP1B2	EKRP1B2	EKRP1B2	EKRP1B2
	Wiring adapter with 2 output signals (Compressor / Error, Fan output)	KRP1B57 *2*7	KRP1B57	-	-	-
	Adapter for multi-tenant applications (24VAC PCB power supply interface)	DTA114A61	DTA114A61	-	-	-
	External control adapter for outdoor unit	-	-	DTA104A61	DTA104A61	DTA104A61
	Installation box / Mounting plate for adapter PCBs (For units where there is no space in the switchbox)	KRP1H98 *7	KRP1A101	KRP1C96	KRP1C96	KRP1C96
	Connector for forced-off contact	Standard	Standard	Standard	Standard	Standard
	Connection to centralized control	Standard	Standard	Standard	Standard	Standard
	KJB212A Electrical box with earth terminal (2 blocks)	●	-	●	●	●
	KJB311A Electrical box with earth terminal (3 blocks)	●	-	●	●	●
	KJB411A Electrical box with earth terminal	-	-	-	-	-
	BRP7A51 *2/11 Digital input adaptor	●	●	-	-	-
Others	Decoration panel (obligatory for cassette units, optional for others, rear panel for FXLQ)	BYCQ140DG (self clean) *5/*6 BYCQ140DGF *5/*6 BYCQ140DW (white) *3 BYCQ140D7W1 (Standard)	BYFQ60CW (white panel) BYFQ60CS (grey panel) BYFQ60B3 (Standard panel)	BYBCQ40H	BYBCQ63H	BYBCQ125H
	Kit for mounting of decoration panel direct onto unit	-	-	-	-	-
	Panel spacer for reducing required installation height	-	KDBQ44B60 (Standard panel)	-	-	-
	Sealing kit for 3-directional or 2-directional air discharge	KDBHQ55B140 *7	BDBHQ44C60 (white & grey panel)	-	-	-
	Fresh air intake kit	KDDQ55B140-1 + KDDQ55B140-2 *7*8	KDDQ44XA60	-	-	-
	Air discharge adapter for round duct	-	-	-	-	-
	Filter chamber for bottom suction	-	-	KDDFP53B50	KDDFP53B80	KDDFP53B160
	Replacement long life filter	KAFP551K160	KAFQ441BA60	KAFP531B50	KAFP531B80	KAFP531B160
	Drain pump kit	Standard	Standard	Standard	Standard	Standard
	Sensor kit	BRYQ140A	BRYQ60AW (white panel) BRYQ60AS (grey panel)	-	-	-
	KEK26-1A Noise filter (for electromagnetic use only)	-	-	●	●	●

*2 Installation box is necessary for these adapters
*3 The BYCQ140D7W1W has white insulation
Be informed that formation of dirt on white insulation is visibly stronger and that it is consequently not advised to install the BYCQ140D7W1W decoration panel in environments exposed to concentrations of dirt"
*4 Not recommended because of the limitation of the functions
*5 To be able to control the BYCQ140D7GW1 the controller BRC1E is needed
*6 The BYCQ140DGW1 is not compatible with Multi and Split Non-Inverter Outdoor units
*7 Option not available in combination with BYCQ140D7GW1
*8 Both parts of the fresh air intake are needed for each unit
*9 Sensing function not available
*10 Independently controllable flaps function not available
*11 Only possible in combination with simplified remote control BRC2/3E

		Concealed ceiling units (duct units)						
Corner (1-way blow)		Small	Slim	Standard				
FXKQ 25~40	FXKQ 63	FXDQ 20~25 M9	FXDQ 15~63A	FXSQ 15~32	FXSQ 40~50	FXSQ 63~80	FXSQ 100~125	FXSQ 140
●	●	●	●	●	●	●	●	●
●*4	●*4	●*4	●*4	●*4	●*4	●*4	●*4	●*4
BRC4C61	BRC4C61	BRC4C62	BRC4C65	BRC4C65	BRC4C65	BRC4C65	BRC4C65	BRC4C65
●	●	●	●	●	●	●	●	●
●	●	●	●	●	●	●	●	●
●	●	●	●	●	●	●	●	●
●	●	●	●	●	●	●	●	●
●	●	●	●	●	●	●	●	●
●	●	●	●	●	●	●	●	●
●	●	●	●	●	●	●	●	●
KRCS01-1	KRCS01-1	KRCS01-1	KRCS01-4	KRCS01-4	KRCS01-4	KRCS01-4	KRCS01-4	KRCS01-4
●	●	●	●	●	●	●	●	●
-	-	-	-	-	-	-	-	-
KRP4A51	KRP4A51	KRP4A51	KRP4A54	KRP4A52*2	KRP4A52*2	KRP4A52*2	KRP4A52*2	KRP4A52*2
KRP2A51	KRP2A51	KRP2A51	KRP2A53	KRP2A51*2	KRP2A51*2	KRP2A51*2	KRP2A51*2	KRP2A51*2
KRP1B61	KRP1B61	EKRP1B2	KRP1B56	EKRP1B2*2	EKRP1B2*2	EKRP1B2*2	EKRP1B2*2	EKRP1B2*2
-	-	-	-	-	-	-	-	-
-	-	EKMTAC	DTA114A61	DTA114A61	DTA114A61	DTA114A61	DTA114A61	DTA114A61
DTA104A61	DTA104A61	DTA104A61	DTA104A53	DTA104A61	DTA104A61	DTA104A61	DTA104A61	DTA104A61
-	-	-	KRP1B101	KRP1BA101/ KRP1B100	KRP1BA101/ KRP1B100	KRP1BA101/ KRP1B100	KRP1BA101/ KRP1B100	KRP1BA101/ KRP1B100
Standard	Standard	Standard	-	Standard	Standard	Standard	Standard	Standard
Standard	Standard	Standard	Standard	Standard	Standard	Standard	Standard	Standard
-	-	-	●	●	●	●	●	●
-	-	-	●	●	●	●	●	●
-	-	-	-	●	●	●	●	●
-	-	-	-	●	●	●	●	●
BYK45F	BYK71F	-	-	-	-	-	-	-
-	-	-	-	-	-	-	-	-
-	-	-	-	-	-	-	-	-
-	-	-	-	-	-	-	-	-
-	-	-	-	-	-	-	-	-
-	-	-	-	KDAP25A36A	KDAP25A56A	KDAP25A71A	KDAP25A140A	-
-	-	-	-	-	-	-	-	-
-	-	-	-	-	-	-	-	-
Standard	Standard	KDAJ25K56	Standard	Standard	Standard	Standard	Standard	Standard
-	-	-	-	-	-	-	-	-
-	-	-	●	-	-	-	-	-

		Concealed ceiling units (duct units)				
		High efficiency		Large		
		FXMQ 50~80	FXMQ 100~125	FXMQ 200~250	FXTQ50~63	FXTQ80~100
Adapters and control	**BRC1E52A/B** Premium wired remote control with full-text interface and back-light	●	●	●	●	●
	BRC1D52 Standard wired remote control with weekly timer	●*4	●*4	●*4	●*4	●*4
	Infrared remote control including receiver	BRC4C65	BRC4C65	BRC4C65	BRC4C65	BRC4C65
	BRC2E52C Simplified wired remote control for heat recovery system	●	●	●	●	●
	BRC3E52C Simplified wired remote control for heat pump system	●	●	●	●	●
	DCS302C51 Central remote control	●	●	●	●	●
	DCS301B51 Unified ON/OFF control	●	●	●	●	●
	DCS601C51 Schedule timer	●	●	●	●	●
	DCC601A51 Centralized controller with cloud connection	●	●	●	●	●
	DCM601A51 Intelligent Touch Controller	●	●	●	●	●
	External wired temperature sensor	KRCS01-4	KRCS01-4	KRCS01-1	KRCS01-4	KRCS01-1
	K.RSS External wireless temperature sensor	●	●	●	●	●
	Wiring adapter for external monitoring/control via dry contacts and setpoint control via 0-140Ω	KRP4A51	KRP4A51	KRP4A51	KRP4A52 *2	KRP4A51
	Wiring adapter for external central monitoring/control (controls 1 entire system)	KRP2A51	KRP2A51	KRP2A51	KRP2A51 *2	KRP2A51
	Wiring adapter with 4 output signals (Compressor / Error, Fan, Aux. heater, Humidifier output)	EKRP1B2	EKRP1B2	KRP1B61	EKRP1B2 *2	KRP1B61
	Wiring adapter with 2 output signals (Compressor / Error, Fan output)	-	-	-	-	-
	Adapter for multi-tenant applications (24VAC PCB power supply interface)	DTA114A61	DTA114A61	-	DTA114A61	-
	External control adapter for outdoor unit	DTA104A61	DTA104A61	DTA104A61	DTA104A61	DTA104A61
	Installation box / Mounting plate for adapter PCBs (For units where there is no space in the switchbox)	KRP4A96	KRP4A96	-	KRP1BA101 / KRP1B100	-
	Connector for forced-off contact	Standard	Standard	Standard	Standard	Standard
	Connection to centralized control	Standard	Standard	Standard	Standard	Standard
	KJB212A Electrical box with earth terminal (2 blocks)	-	-	-	●	-
	KJB311A Electrical box with earth terminal (3 blocks)	-	-	-	●	-
	KJB411A Electrical box with earth terminal	-	-	-	●	-
	BRP7A51 *2 / 11 Digital input adaptor	-	-	-	●	-
Others	Decoration panel (obligatory for cassette units, optional for others, rear panel for FXLQ)	-	-	-	-	-
	Kit for mounting of decoration panel direct onto unit	-	-	-	-	-
	Panel spacer for reducing required installation height	-	-	-	-	-
	Sealing kit for 3-directional or 2-directional air discharge	-	-	-	-	-
	Decorationpanel for air discharge	-	-	-	-	-
	Fresh air intake kit	-	-	-	-	-
	Air discharge adapter for round duct	KDAJ25K71	KDAJ25K140	-	KDAP25A140A	-
	Replacement long life filter	-	-	-	-	-
	Drain pump kit	Standard	Standard	-	Standard	-
	Sensor kit	-	-	-	-	-
	KEK26-1 Noise filter (for electromagnetic use only)	-	-	●	-	●
	L-type piping kit (for upward direction)	-	-	-	-	-

*2 Installation box is necessary for these adapters

*3 The BYCQ140D7W1W has white insulation

Be informed that formation of dirt on white insulation is visibly stronger and that it is consequently not advised to install the BYCQ140D7W1W decoration panel in environments exposed to concentrations of dirt

*4 Not recommended because of the limitation of the functions

*5 To be able to control the BYCQ140D7GW1 the controller BRC1E is needed

*6 The BYCQ140DGW1 is not compatible with Mini VRV, Multi and Split Non-Inverter Outdoor units

*7 Option not available in combination with BYCQ140D7GW1

*8 Both parts of the fresh air intake are needed for each unit

*9 Sensing function not available

*10 Independently controllable flaps function not available

*11 Only possible in combination with simplified remote control BRC2/3E

Ceiling suspended units				Wall mounted units	Floor standing units			
1-way blow			4-way blow		Concealed	Free-standing		
FXHQ 32A	FXHQ 63A	FXHQ 71~100A	FXUQ 71~100A	FXAQ 15~63	FXNQ 20~63	FXLQ 20~25	FXLQ 32~40	FXLQ 50~63
•	•	•	•	•	•	•	•	•
•*4	•*4	•*4	•*4	•*4	•*4	•*4	•*4	•*4
BRC7G53	BRC7G53	BRC7G53	BRC7C58	BRC7EB518	BRC4C65	BRC4C65	BRC4C65	BRC4C65
•	•	•	•	•	•	•	•	•
•	•	•	•	•	•	•	•	•
•	•	•	•	•	•	•	•	•
•	•	•	•	•	•	•	•	•
•	•	•	•	•	•	•	•	•
•	•	•	•	•	•	•	•	•
•	•	•	•	•	•	•	•	•
KRCS01-4	KRCS01-4	KRCS01-4	KRCS01-4	KRCS01-1	KRSC01-4	KRCS01-1	KRCS01-1	KRCS01-1
•	•	•	•	•	•	•	•	•
KRP4A52	KRP4A52	KRP4A52	KRP4A53 *2	KRP4A51	KRP4A54	KRP4A51	KRP4A51	KRP4A51
KRP2A62	KRP2A62	KRP2A62	-	KRP2A51	KRP2A53	KRP2A51	KRP2A51	KRP2A51
-	-	-	-	-	KRP1B56	KRP1B61	KRP1B61	KRP1B61
KRP1B54	KRP1B54	KRP1B54	-	-	-	-	-	-
-	-	-	-	DTA114A61	DTA114A61	EKMTAC	EKMTAC	EKMTAC
DTA104A62	DTA104A62	DTA104A62	-	DTA104A61	-	-	-	-
KRP1D93A	KRP1D93A	KRP1D93A	KRP1B97	KRP4A93	-	-	-	-
EKRORO4	EKRORO4	EKRORO4	EKRORO5	Standard	Standard	Standard	Standard	Standard
Standard	Standard	Standard	Standard	Standard	Standard	Standard	Standard	Standard
•	•	•	•	-	•	-	-	-
•	•	•	•	-	•	-	-	-
-	-	-	-	-	-	-	-	-
-	-	-	-	-	•	-	-	-
-	-	-	-	-	-	EKRDP25A	EKRDP40A	EKRDP63A
-	-	-	-	-	-	-	-	-
-	-	-	-	-	-	-	-	-
-	-	-	KDBHP49B140	-	-	-	-	-
-	-	-	KDBTP49B140	-	-	-	-	-
KDDQ50A140	KDDQ50A140	KDDQ50A140	-	-	-	-	-	-
-	-	-	-	-	-	-	-	-
KAFP501A56	KAFP501A80	KAFP501A160	KAFP551K160	-	-	-	-	-
KDU50P60	KDU50P140	KDU50P140	-	K-KDU572EVE	-	-	-	-
-	-	-	-	-	-	-	-	-
•	•	•	-	-	•	-	-	-
KHFP5M35	KHFP5N63	KHFP5N160	-	-	-	-	-	-

	HXY080-125A	HXHD125A
Drain pan	EKHBDPCA2	-
Digital I/O PCB	EKRP1HBAA	-
Demand PCB - Required to connect room thermostat	EKRP1AHTA	-
Remote user interface (remocon) - Same controller as supplied with cascade unit can be mounted parallel or on other location. If 2 controllers are installed, the installer needs to select 1 master & 1 slave	EKRUAHTB	-
Back-up heater	EKBUHAA6(W1/V3)	-
Wired room thermostat - Requires demand PCB EKRP1AHTA	EKRTWA	-
Wireless room thermostat - Requires demand PCB EKRP1AHTA	EKRTR1	-
Remote sensor for room thermostat - Requires demand PCB EKRP1AHTA	EKRTETS	-
Domestic hot water tank - standard (stacked on top of hydrobox)	-	EKHTS200AC EKHTS260AC
Domestic hot water tank - with possibility for solar connection	-	EKHWP500B
Solar collector *1	-	EKSV26P (vertical) EKSH26P (horizontal)
Pump station	-	EKSRPS

*1 pump station is necessary for this option

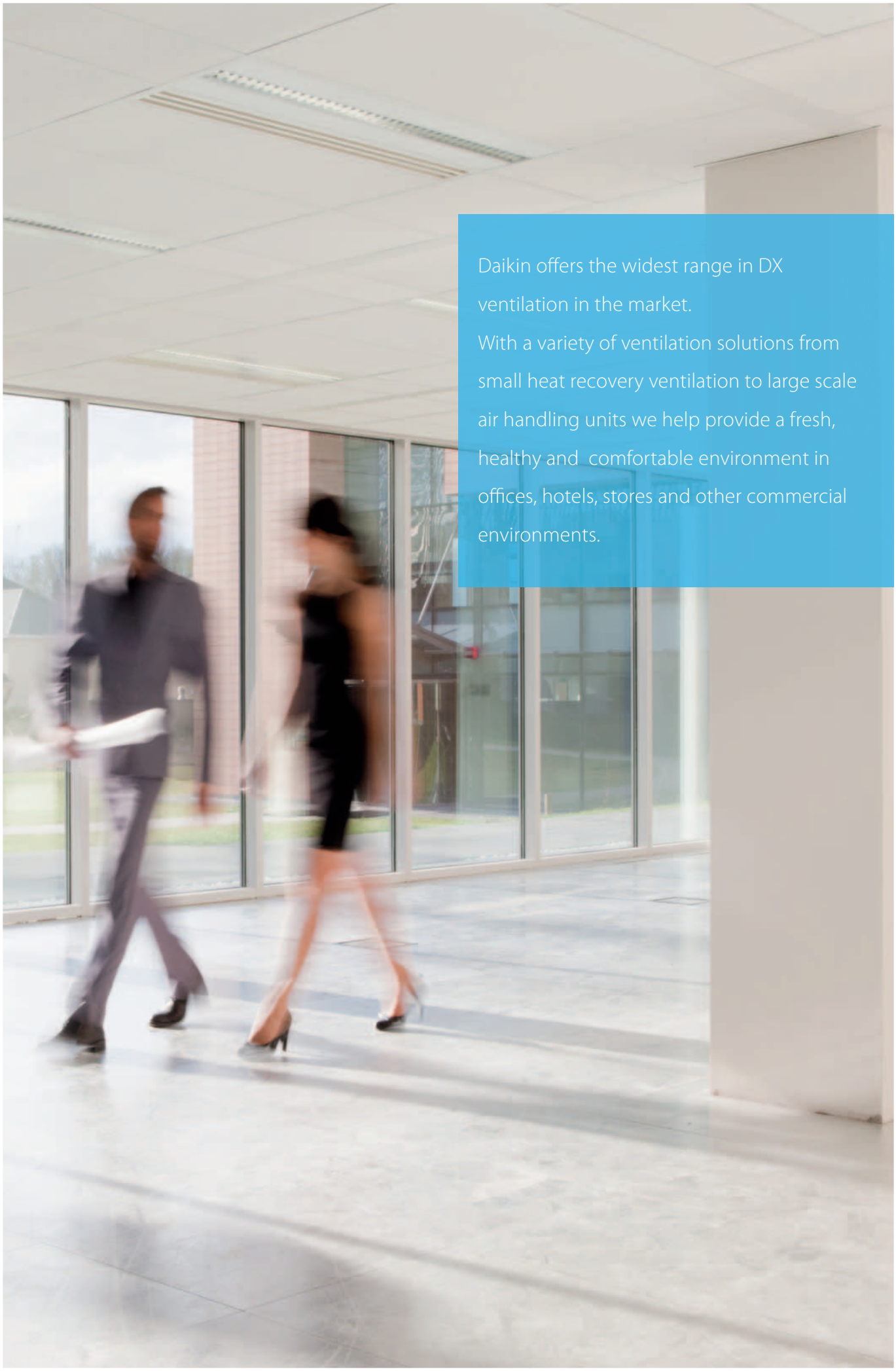

Daikin offers the widest range in DX ventilation in the market.
With a variety of ventilation solutions from small heat recovery ventilation to large scale air handling units we help provide a fresh, healthy and comfortable environment in offices, hotels, stores and other commercial environments.

Ventilation & biddle air curtains

Ventilation 304

Heat reclaim ventilation 306
NEW VAM-FC 306
VH - electrical heater 307
VKM-GB(M) 308

Air handling applications
Overview & control possibilities 309
VRV 312
ERQ 313
Expansion valves and control boxes 314

Biddle air curtains

Biddle air curtain for ERQ 316
Biddle air curtain for VRV and Conveni-pack 317

Options & accessories 318

For latest data, please consult my.daikin.eu



VAM - HEAT RECLAIM VENTILATION



CYV BIDDLE AIR CURTAIN









DAIKIN AIR HANDLING UNIT AND ERQ/VRV PLUG & PLAY CONNECTION

Heat reclaim ventilation

Ventilation with heat recovery as standard

- Energy saving ventilation using indoor heating, cooling and moisture recovery
- Ideal solution for shops, restaurants or offices requiring maximum floor space for furniture, decorations and fittings
- Free cooling possible when outdoor temperature is below indoor temperature (eg. during nighttime)
- Reduced energy consumption thanks to specially developed DC fan motor
- Prevent energy losses from over-ventilation while maintaining indoor air quality with optional CO_2 sensor
- Can be used as stand alone unit or integrated in the VRV system
- Wide range of units: air flow rate from 150 up to 2,000 m^3/h
- High efficiency filters available in M6 ,F7, F8 grades
- Shorter installation time thanks to easy adjustment of nominal air flow rate, so less need for dampers compared with traditional installation.
- Specially developed heat exchange element with High Efficiency Paper (HEP)
- No drain piping needed

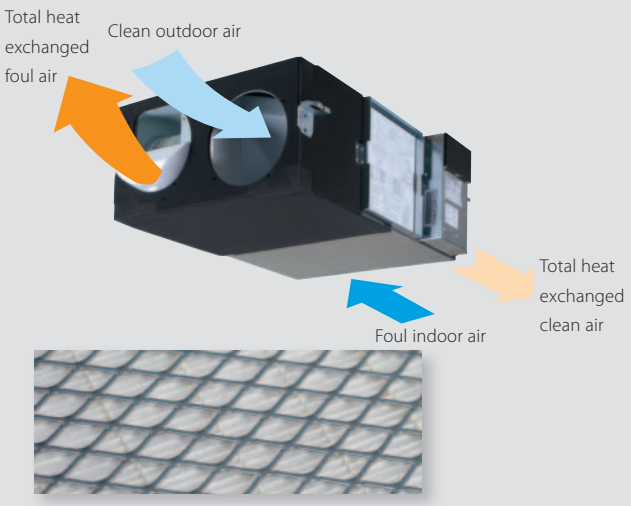

- Can operate in over- and under pressure
- Total solution for fresh air with Daikin supply of both VAM and electrical heaters

Ventilation				VAM	150FC	250FC	350FC	500FC	650FC	800FC	1000FC	1500FC	2000FC
Power input - 50Hz	Heat exchange mode	Nom.	Ultra high	kW	0.132	0.161/	0.071 (1)	0.147 (1)	0.188 (1)	0.320 (1)	0.360 (1)	0.617 (1)	0.685 (1)
			High		/0.111	0.079	/0.057 (1)	/0.101 (1)	/0.114 (1)	/0.241 (1)	/0.309 (1)	/0.463 (1)	/0.575 (1)
			Low		/0.058	/0.064	/0.020 (1)	/0.049 (1)	/0.063 (1)	/0.185 (1)	/0.198 (1)	/0.353 (1)	/0.295 (1)
	Bypass mode	Nom.	Ultra high	kW	0.132	0.161	0.071 (1)	0.147 (1)	0.188 (1)	0.320 (1)	0.360 (1)	0.617 (1)	0.685 (1)
			High		/0.111	/0.079	/0.057 (1)	/0.101 (1)	/0.114 (1)	/0.241 (1)	/0.309 (1)	/0.463 (1)	/0.575 (1)
			Low		/0.058	/0.064	/0.020 (1)	/0.049 (1)	/0.063 (1)	/0.185 (1)	/0.198 (1)	/0.353 (1)	/0.295 (1)
Temperature exchange efficiency - 50Hz	Ultra high/High/Low			%	77.0 (2) / 72.0 (3)	74.9 (2) / 69.5 (3)	78.0 (2) / 71.6 (3)	77.0 (2) / 70.2 (3)	77.0 (2) / 69.8 (3)	77.0 (2) / 67.8 (3)	78.0 (2) / 70.2 (3)	78.0 (2) / 69.5 (3)	78.0 (2) / 70.2 (3)
					/78.3 (2) / 72.3 (3)	/76.0 (2) / 70.0 (3)	/79.3 (2) / 71.9 (3)	/78.8 (2) / 70.7 (3)	/79.1 (2) / 71.2 (3)	/78.2 (2) / 68.8 (3)	/78.6 (2) / 71.1 (3)	/79.6 (2) / 70.3 (3)	/79.6 (2) / 71.3 (3)
					/82.8 (2) / 73.2 (3)	/80.1 (2) / 72.0 (3)	/84.1 (2) / 73.0 (3)	/80.9 (2) / 71.3 (3)	/81.1 (2) / 72.9 (3)	/79.1 (2) / 69.6 (3)	/80.2 (2) / 73.4 (3)	/80.8 (2) / 71.0 (3)	/80.6 (2) / 74.6 (3)
Enthalpy exchange efficiency - 50Hz	Cooling	Ultra high		%	60.3 (2)	60.3 (2)	63.4 (2)	60.3 (2)	60.3 (2)	62.4 (2)	63.4 (2)	63.4 (2)	63.4 (2)
		High			/61.9 (2)	/61.2 (2)	/65.0 (2)	/63.4 (2)	/64.0 (2)	/63.6 (2)	/64.2 (2)	/65.0 (2)	/64.5 (2)
		Low			/67.3 (2)	/64.5 (2)	/70.7 (2)	/66.9 (2)	/67.3 (2)	/64.6 (2)	/66.3 (2)	/66.2 (2)	/67.8 (2)
	Heating	Ultra high		%	66.6 (2)	66.6 (2)	67.6 (2)	64.5 (2)	65.5 (2)	67.6 (2)	68.6 (2)	68.6 (2)	68.6 (2)
		High			/67.9 (2)	/67.4 (2)	/68.9 (2)	/67.6 (2)	/67.7 (2)	/68.8 (2)	/69.4 (2)	/69.7 (2)	/69.5 (2)
		Low			/72.4 (2)	/70.7 (2)	/73.7 (2)	/71.1 (2)	/69.7 (2)	/69.8 (2)	/71.5 (2)	/70.5 (2)	/72.1 (2)
Operation mode					Heat exchange mode, bypass mode, fresh-up mode								
Heat exchange system					Air to air cross flow total heat (sensible + latent heat) exchange								
Heat exchange element					Specially processed non-flammable paper								
Dimensions	Unit	HeightxWidthxDepth		mm	285x776x525		301x828x816		364x1,000x868		364x1,000x1,160	726x1,510x868	726x1,510x1,160
Weight	Unit			kg	24.0		33.0		51.0	54.0	63.0	128	145
Casing	Material				Galvanised steel plate								
Fan-Air flow rate - 50Hz	Heat exchange mode	Ultra high		m^3/h	150 (4)	250 (4)	350 (1)	500 (1)	650 (1)	800 (1)	1,000 (1)	1,500 (1)	2,000 (1)
		High			/140 (4)	/230 (4)	/320 (1)	/410 (1)	/545 (1)	/725 (1)	/950 (1)	/1,350 (1)	/1,880 (1)
		Low			/105 (4)	/155 (4)	/210 (1)	/310 (1)	/450 (1)	/665 (1)	/820 (1)	/1,230 (1)	/1,500 (1)
	Bypass mode	Ultra high		m^3/h	150 (4)	250 (4)	350 (1)	500 (1)	650 (1)	800 (1)	1,000 (1)	1,500 (1)	2,000 (1)
		High			/140 (4)	/230 (4)	/320 (1)	/410 (1)	/545 (1)	/725 (1)	/950 (1)	/1,350 (1)	/1,880 (1)
		Low			/105 (4)	/155 (4)	/210 (1)	/310 (1)	/450 (1)	/665 (1)	/820 (1)	/1,230 (1)	/1,500 (1)
Fan-External static pressure - 50Hz	Ultra high/High/Low			Pa	90 (4)/87 (4)	70 (4)/63 (4)	103 (1)/93 (1)	83 (1)/57 (1)	100 (1)/73 (1)	109 (1)/94 (1)	147 (1)/135 (1)	116 (1)/97 (1)	132 (1)/118 (1)
					/40 (4)	/25 (4)	/51 (1)	/35 (1)	/49 (1)	/78 (1)	/100 (1)	/80 (1)	/77 (1)
Air filter	Type				Multidirectional fibrous fleeces								
Sound pressure level - 50Hz	Heat exchange mode	Ultra high/High/Low		dBA	27.0/26.0	28.0/26.0	32.0/31.5	33.0/31.5	34.5/33.0	36.0/34.5	36.0/35.0	39.5/38.0	40.0/38.0
					/20.5	/21.0	/23.5	/24.5	/27.0	/31.0	/31.0	/34.0	/35.0
	Bypass mode	Ultra high/High/Low		dBA	27.0/26.5	28.0/27.0	32.0/31.0	33.5/32.5	34.5/34.0	36.0/34.5	36.0/35.5	40.5/38.0	40.0/38.0
					/20.5	/21.0	/24.5	/25.5	/27.0	/31.0	/31.0	/33.5	/35.0
Operation range	Min.			°CDB	-15								
	Max.			°CDB	50								
	Relative humidity			%	80% or less								
Connection duct diameter				mm	100	150		200		250		350	
Power supply	Phase/Frequency/Voltage			Hz/V	1~/50/60/220-240/220								
Current	Maximum fuse amps (MFA)			A	15		16						
Specific energy consumption (SEC)	Cold climate			kWh/(m².a)	-56.0 (5)	-60.5 (5)	-						
	Average climate			kWh/(m².a)	-22.1 (5)	-27.0 (5)	-						
	Warm climate			kWh/(m².a)	-0.100 (5)	-5.30 (5)	-						
SEC class					D / (5)	B / (5)	-						
Maximum flow rate at 100 Pa ESP	Flow rate			m^3/h	130 (4)	207 (4)	-						
	Electric power input			W	129	160	-						
Sound power level (Lwa)				dB	40.0	43.0	48.0	50.0	51.0	53.0		55.0	57.0
Annual electricity consumption				kWh/a	18.9 (5)	13.6 (5)	-						
Annual heating saved	Cold climate			kWh/a	41.0 (5)	40.6 (5)	-						
	Average climate			kWh/a	80.2 (5)	79.4 (5)	-						
	Warm climate			kWh/a	18.5 (5)	18.4 (5)	-						

(1) Measured on fan curve 15. Refer to fan curves. (2) Measured according to JIS B 8628 (3) Measured according to EN308 : 1997 (4) Clean the filter when this icon appears on the controller screen. Regular filter cleaning is important for delivered air quality and for the unit's energy efficiency. (5) In accordance with commission regulation (EU) No 1254/2014 (6) Products with an air flow rate ≤ 250m^3/h must comply to commission regulation (EU) No.1254/2014 for RVU's, products with an air flow rate > 250m^3/h must comply to commissino regulation (EU) No.1253/2014 for NRVU's.

VH

- Total solution for fresh air with Daikin supply of both VAM and electrical heaters
- Increased comfort in low outdoor temperature thanks to the heated outdoor air
- Integrated electrical heater concept (no additional accessories required)
- Standard dual flow and temperature sensor
- Flexible setting with adjustable setpoint
- Increased safety with 2 cut-outs: manual & automatic
- BMS integration thanks to:
  - Volt free relay for error indication
  - 0-10VDC input for setpoint control



ELECTRICAL HEATER FOR VAM VH	(VH)
Supply voltage	220/250V ac 50/60 Hz. +/-10%
Output current (maximum)	19A at 40°C (ambient)
Temperature sensor	5k ohms at 25°C (table 502 1T)
Temperature control range	0 to 40°C / (0-10V 0-100%)
Control fuse	20 x 5mm 250mA
LED indicators	Power ON - Yellow Heater ON - Red (solid or flashing, indicating pulsed control) Airflow fault - Red
Mounting holes	98mm x 181mm centres 5 mm ø holes
Maximum ambient adjacent to terminal box	35°C (during operation)
Auto high temp. cutout	100°C Pre-set
Man. reset high temp. cutout	125°C Pre-set
Run relay	1A 120V AC or 1A 24V DC
BMS setpoint input	0-10VDC

VH		1B	2B	3B	4B	4/AB	5B
Capacity	kW	1	1	1	1.5	2.5	2.5
Duct diameter	mm	100	150	200	250	250	300
Connectable VAM		VAM150FC	VAM250FC	VAM500FC	VAM800FC	VAM800FC	VAM1500FC
		-	VAM350FC	VAM650FC	VAM1000FC	VAM1000FC	VAM2000FC

For the selection of the appropriate capacity, please refer to the VAM selection software.

Heat reclaim ventilation and air processing

Pre heating or cooling of fresh air for lower load on the air conditioning system

- Energy saving ventilation using indoor heating, cooling and moisture recovery
- Creates a high quality indoor environment by pre conditioning incoming fresh air
- Humidification of the incoming air results in comfortable indoor humidity level, even during heating
- Ideal solution for shops, restaurants or offices requiring maximum floor space for furniture, decorations and fittings
- Free cooling possible when outdoor temperature is below indoor temperature (eg. during nighttime)
- Low energy consumption thanks to DC fan motor
- Prevent energy losses from over-ventilation while maintaining indoor air quality with optional CO_2 sensor



VKM80-100GB(M)

- Shorter installation time thanks to easy adjustment of nominal air flow rate, so less need for dampers compared with traditional installation.
- Specially developed heat exchange element with High Efficiency Paper (HEP)
- Can operate in over- and under pressure

Operation example: humidification & air processing (heating mode)[1]

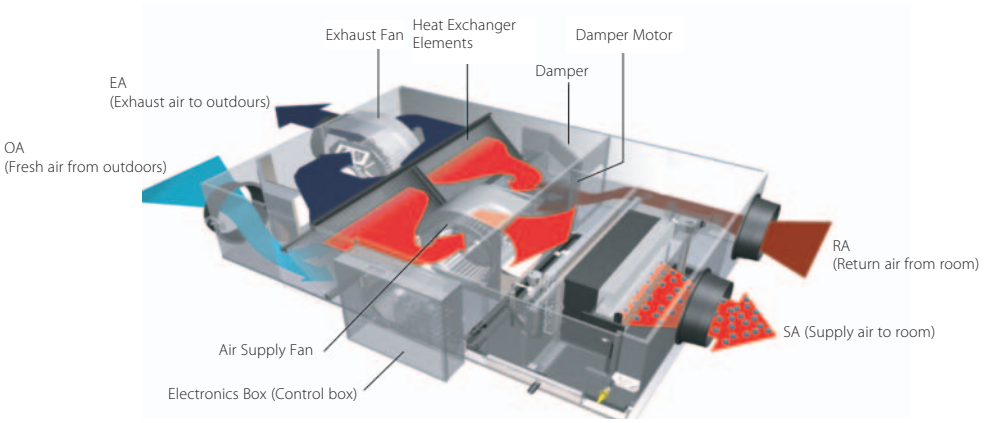

[1] VKM-GM example

					Heat reclaim ventilation and air processing			Heat reclaim ventilation, air processing and humidification		
Ventilation			**VKM-GB/VKM-GBM**		**50GB**	**80GB**	**100GB**	**50GBM**	**80GBM**	**100GBM**
Power input - 50Hz	Heat exchange mode	Nom.	Ultra high	kW	0.270	0.330	0.410	0.270	0.330	0.410
	Bypass mode	Nom.	Ultra high	kW	0.270	0.330	0.410	0.270	0.330	0.410
Fresh air conditioning load	Cooling			kW	4.71 / 1.91 / 3.5	7.46 / 2.96 / 5.6	9.12 / 3.52 / 7.0	4.71 / 1.91 / 3.5	7.46 / 2.96 / 5.6	9.12 / 3.52 / 7.0
	Heating			kW	5.58 / 2.38 / 3.5	8.79 / 3.79 / 5.6	10.69 / 4.39 / 7.0	5.58 / 2.38 / 3.5	8.79 / 3.79 / 5.6	10.69 / 4.39 / 7.0
Temperature exchange efficiency - 50Hz	Ultra high/High/Low			%	76/76/77.5	78/78/79	74/74/76.5	76/76/77.5	78/78/79	74/74/76.5
Enthalpy exchange efficiency - 50Hz	Cooling	Ultra high/High/Low		%	64/64/67	66/66/68	62/62/66	64/64/67	66/66/68	62/62/66
	Heating	Ultra high/High/Low		%	67/67/69	71/71/73	65/65/69	67/67/69	71/71/73	65/65/69
Operation mode					Heat exchange mode / Bypass mode / Fresh-up mode					
Heat exchange system					Air to air cross flow total heat (sensible + latent heat) exchange					
Heat exchange element					Specially processed non-flammable paper					
Humidifier	System				-			Natural evaporating type		
Dimensions	Unit	HeightxWidthxDepth		mm	387x1,764x832	387x1,764x1,214		387x1,764x832	387x1,764x1,214	
Weight	Unit			kg	94	110	112	100	119	123
Casing	Material				Galvanised steel plate					
Fan-Air flow rate - 50Hz	Heat exchange mode	Ultra high		m^3/h	500	750	950	500	750	950
	Bypass mode	Ultra high		m^3/h	500	750	950	500	750	950
Fan-External static pressure - 50Hz	Ultra high			Pa	210		150	200	205	110
	High			Pa	170	160	100	150	155	70
	Low			Pa	140	110	70	120	105	60
Air filter	Type				Multidirectional fibrous fleeces					
Sound pressure level - 50Hz	Heat exchange mode	Ultra high		dBA	39	41.5	41	38	40	
	Bypass mode	Ultra high		dBA	40	41.5	41	39	41	
Operation range	Around unit			°CDB	0°C~40°CDB, 80% RH or less					
	Supply air			°CDB	-15°C~40°CDB, 80% RH or less					
	Return air			°CDB	0°C~40°CDB, 80% RH or less					
	On coil temperature	Cooling	Max.	°CDB	-15					
		Heating	Min.	°CDB	43			43		
Refrigerant	Type				R-410A					
	Control				Electronic expansion valve					
	GWP				2,087.5					
Connection duct diameter				mm	200	250		200	250	
Piping connections	Liquid	OD		mm	6.35					
	Gas	OD		mm	12.7					
	Water supply			mm	-			6.4		
	Drain				PT3/4 external thread					
Power supply	Phase/Frequency/Voltage			Hz/V	1~/50/220-240					
Current	Maximum fuse amps (MFA)			A	15					

Air handling unit applications

Wide range of air flows

For applications that require big volumes of treated fresh air (large atriums, banquet halls, etc) air handling units represent the ideal solution. Daikin's wide range of air handling units treat air volumes from 500 m^3/h up to 144,000 m^3/h.

The air handling unit can be designed to deliver whatever air flow you require, via the specific dimensions of flow section available at the installation.

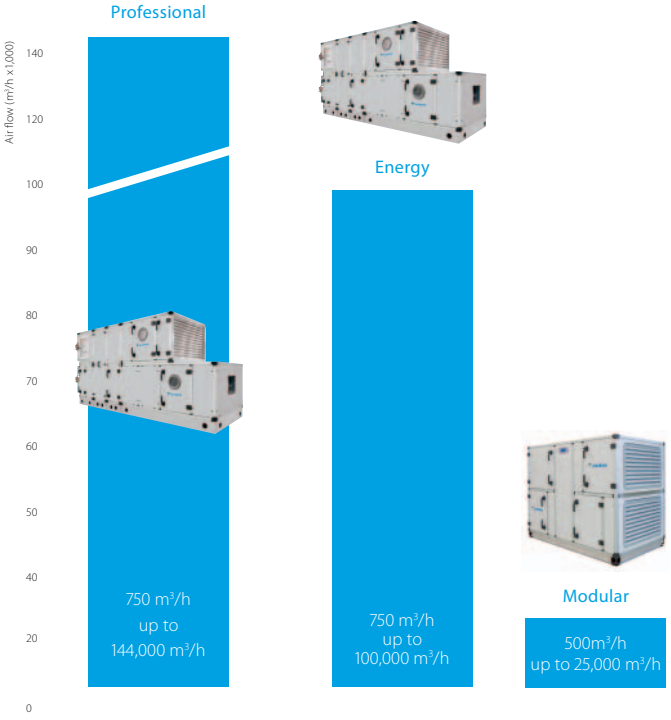

Professional
- Pre-configured sizes
- Tailored to the individual customer
- Modular construction

Energy
- High-end solution for optimised energy consumption
- High efficiency components
- Strong Return on Investment

Modular
- Plug & play, with factory mounted controls
- Pre-configured sizes
- EC Fan Technology
- High Efficiency Heat Wheel
- Compact Design

Selection software

ASTRA is the powerful software that Daikin has developed to offer a quick and comprehensive service for the customer in order to make the technical choice and the economic valorization of each AHU. It is a complete tool that can configure any type of product and respond exactly to the strictest design needs.
The result is a comprehensive economic offer including all the technical data and drawings, the psychrometric diagram with the relative air treatment and the fans' performance curves. The ASTRA software features a specific DX heat pump coil section able to calculate cooling and heating performances with the automatic selection of the appropriate Daikin expansion valve.
The complementary Xpress software allows the correct ERQ or VRV outdoor unit to be selected.

Dainkin fresh air package - plug & play

The D-AHU Modular series provide a complete solution including unit control (EKEXV, EKEQ, DDC controller) factory mounted and configured, plug & play with our VRV and ERQ condensing units. The easiest solution as you save time and only have one point of contact!

Return on investment

The air handling unit (AHU) is critical to an effective climate control system and the savings generated by our advanced designs and operating efficiencies guarantee a rapid return on the investment made. Our AHU Energy series has been designed to deliver exceptional performance thus driving down the energy consumed and so lowering energy bills. Taken over the expected 15-year life-span of the equipment, this will result in a substantial saving, especially in a time of ever increasing energy prices.

Pre-defined sizes

27 fixed sizes are available, optimised to reach the optimum combination between value for money and manufacturing standardisation. Daikin's section by section design means that units can be sized by 1cm increments and assembled on site, without welding, to suit the space constraints of the installation.

High efficiency components

All Daikin air handling units have been designed for optimum energy efficiency. Polyurethane or Mineral wool panels guarantee excellent thermal insulation performance. And the widest range of filters are provided to meet even the most strict demands.

Why use VRV and ERQ condensing units for connection to air handling units?

High Efficiency

Daikin heat pumps are renowned for their high energy efficiency. Integrating the AHU with a heat recovery system is even more effective since an office system can frequently be in cooling mode while the outdoor air is too cold to be brought inside in an unconditioned state. In this case heat from the offices is merely transferred to heat up the cold incoming fresh air.

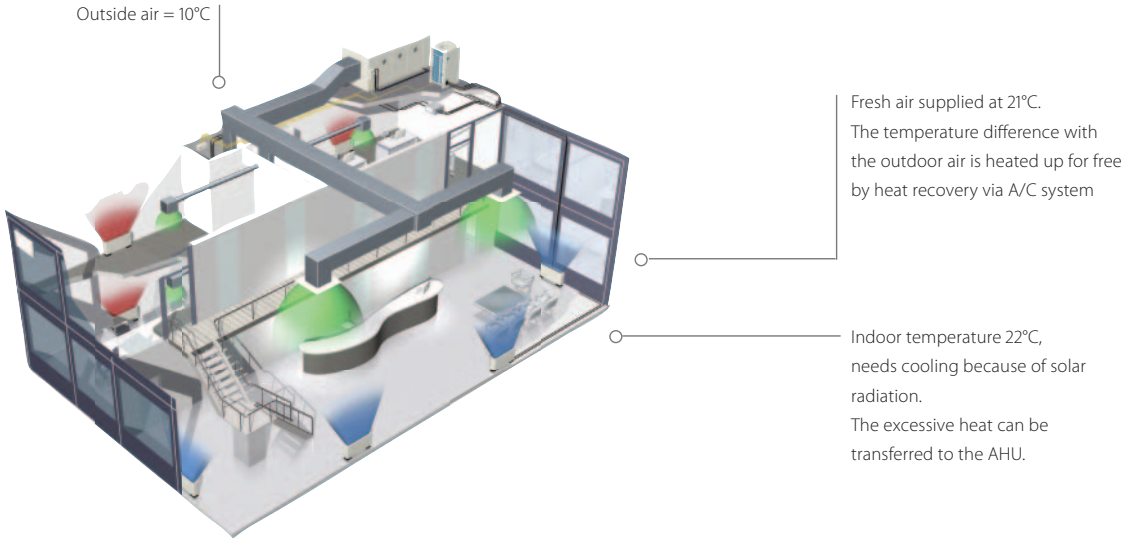

Fast response to changing loads resulting in high comfort levels

Daikin ERQ and VRV units respond rapidly to fluctuations in supply air temperature, resulting in a steady indoor temperature and resultant high comfort levels for the end user. The ultimate is the VRV range which improves comfort even more by offering continuous heating, also during defrost.

Easy Design and Installation

The system is easy to design and install since no additional water systems such as boilers, tanks and gas connections etc. are required. This also reduces both the total system investment and running cost.

Daikin Fresh air package

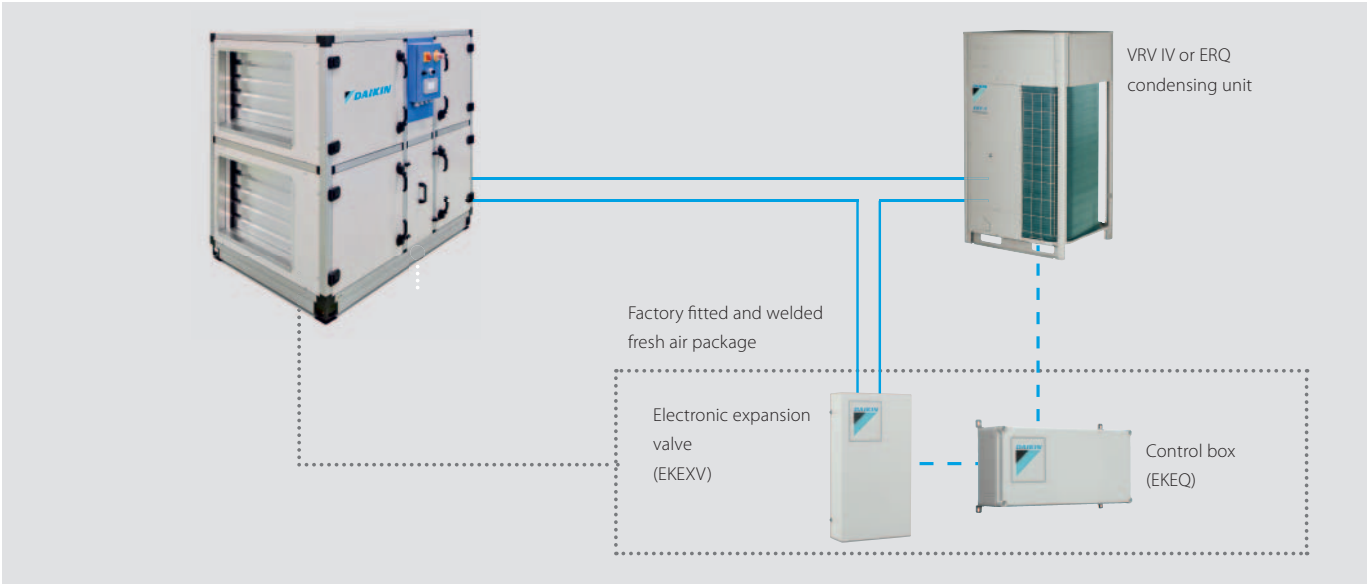

In order to maximise installation flexibility, 4 types of control systems are offered

W control: Off the shelf control of air temperature (discharge temperature, suction temperature, room temperature) via any DDC controller, easy to setup
X control: Precise control of air temperature (discharge temperature, suction temperature, room temperature) requiring a preprogrammed DDC controller (for special applications)

Z control: Control of air temperature (suction temperature, room temperature) via Daikin control (no DDC controller needed)
Y control: Control of refrigerant (Te/Tc) temperature via Daikin control (no DDC controller needed)

1. W control (T_S/T_R/T_{ROOM} control):

Air temperature control via DDC controller
Room temperature is controlled as a function of the air handling unit suction or discharge air (customer selection). The DDC controller is translating the temperature difference between set point and air suction temperature (or air discharge temperature or room temperature) into a proportional 0-10V signal which is transferred to the Daikin control box (EKEQFCBA). This voltage modulates the capacity requirements of the outdoor unit.

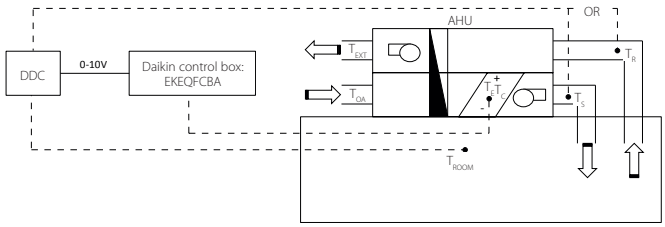

2. X control (T_S/T_R/T_{ROOM} control):

Precise air temperature control via DDC controller
Room temperature is controlled as a function of the air handling unit suction or discharge air (customer selection). The DDC controller is translating the temperature difference between set point and air suction temperature (or air discharge temperature or room temperature) into a reference voltage (0-10V) which is transferred to the Daikin control box (EKEQFCBA). This reference voltage will be used as the main input value for the compressor frequency control.

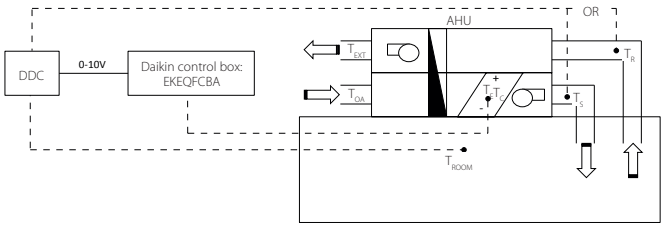

3. Y control (T_E/T_C control):

By fixed evaporating /condensing temperature
A fixed target evaporating or condensing temperature can be set by the customer. In this case, room temperature is only indirectly controlled. A Daikin wired remote control (BRC1D52 or BRC1E52A/B - optional) have to be connected for initial set-up but not required for operation.

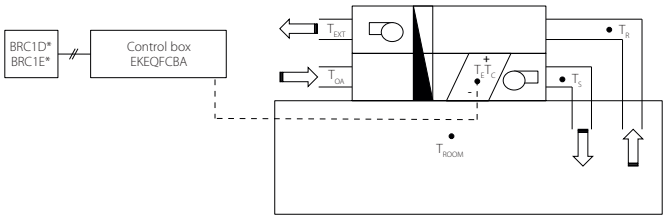

4. Z control (T_S/T_{ROOM} control):

Control your AHU just like a VRV indoor unit with 100% fresh air
Allows the possibility to control the AHU just like a VRV indoor unit. Meaning temperature control will be focused on return air temperature from the room into the AHU. Requires BRC1D52 or BRC1E52A/B for operation. The only control that allows the combination of other indoor units to the AHU at the same time.

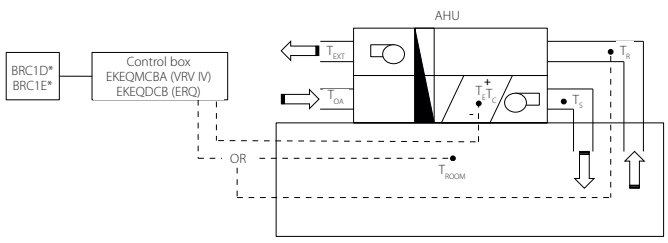

T_S = Supply air temperature
T_R = Return air temperature
T_{OA} = Outdoor air temperature
T_{ROOM} = Room air temperature
T_{EXT} = Extraction air temperature
T_E = Evaporating temperature
T_C = Condensing temperature

	Option kit	Features
Possibility W	EKEQFCBA	Off-the-shelf DDC controller that requires no pre-configuration
Possibility X		Pre-configured DDC controller required
Possibility Y		Using fixed evaporating temperature, no set point can be set using remote control
Possibility Z	EKEQDCB EKFQMCBA*	Using Daikin infrared remote control BRC1D52 or BRC1E52A/B Temperature control using air suction temperature or room temperature (via remote sensor)

* EKEQMCB (for 'multi' application)

VRV - for larger capacities (from 8 to 54HP)

An advanced solution for both pair and multi application

› Inverter controlled units
› Heat recovery, heat pump
› R-410A
› Control of room temperature via Daikin control
› Large range of expansion valve kits available
› BRC1E52A/B is used to set the set point temperature (connected to the EKEQMCBA).
› Connectable to all VRV heat recovery and heat pump systems

W, X, Y control for VRV IV heat pump



Z control for all VRV outdoor units



Refrigerant piping
F1-F2
other communication



ERQ - for smaller capacities (from 100 to 250 class)



ERQ-AW1

A basic fresh air solution for pair application

› Inverter controlled units
› Heat pump
› R-410A
› Wide range of expansion valve kits available
› Perfect for the Daikin Modular air handling unit

The "Daikin Fresh Air Package" provides a complete Plug & Play Solution including AHU, ERQ or VRV Condensing Unit and all unit control (EKEQ, EKEX, DDC controller) factory mounted and configured. The easiest solution with only one point of contact.

Ventilation			ERQ	100AV1	125AV1	140AV1
Capacity range			HP	4	5	6
Cooling capacity	Nom.		kW	11.2	14.0	15.5
Heating capacity	Nom.		kW	12.5	16.0	18.0
Power input	Cooling	Nom.	kW	2.81	3.51	4.53
	Heating	Nom.	kW	2.74	3.86	4.57
EER				3.99		3.42
COP				4.56	4.15	3.94
Dimensions	Unit		mm	1,345x900x320		
Weight	Unit		kg	120		
Fan-Air flow rate	Cooling	Nom.	m^3/min	106		
	Heating	Nom.	m^3/min	102	105	
Sound power level	Cooling	Nom.	dBA	66	67	69
Sound pressure	Cooling	Nom.	dBA	50	51	53
level	Heating	Nom.	dBA	52	53	55
Operation range	Cooling	Min./Max.	°CDB	-5/46		
	Heating	Min./Max.	°CWB	-20/15.5		
	On coil	Heating Min.	°CDB	10		
	temperature	Cooling Max.	°CDB	35		
Refrigerant	Type / GWP			R-410A / 2.087,5		
	Charge		kg/ TCO_2Eq	4.0/8.4		
Piping	Liquid	OD	mm	9.52		
connections	Gas	OD	mm	15.9		19.1
	Drain	OD	mm	26x3		
Power supply	Phase/Frequency/Voltage		Hz/V	1N~/50/220-240		
Current	Maximum fuse amps (MFA)		A	32.0		

Ventilation			ERQ	125AW1	200AW1	250AW1
Capacity range			HP	5	8	10
Cooling capacity	Nom.		kW	14.0	22.4	28.0
Heating capacity	Nom.		kW	16.0	25.0	31.5
Power input	Cooling	Nom.	kW	3.52	5.22	7.42
	Heating	Nom.	kW	4.00	5.56	7.70
EER				3.98	4.29	3.77
COP				4.00	4.50	4.09
Dimensions	Unit		mm	1,680x635x765	1,680x930x765	
Weight	Unit		kg	159	187	240
Fan-Air flow rate	Cooling	Nom.	m^3/min	95	171	185
	Heating	Nom.	m^3/min	95	171	185
Sound power level	Nom.		dBA	72	78	
Sound pressure level	Nom.		dBA	54	57	58
Operation range	Cooling	Min./Max.	°CDB	-5/43		
	Heating	Min./Max.	°CWB	-20/15		
	On coil	Heating Min.	°CDB	10		
	temperature	Cooling Max.	°CDB	35		
Refrigerant	Type / GWP			R-410A / 2.087,5		
	Charge		kg/ TCO_2Eq	6.2/12.9	7.7/16.1	8.4/17.5
Piping	Liquid	OD	mm	9.52		
connections	Gas	OD	mm	15.9	19.1	22.2
Power supply	Phase/Frequency/Voltage		Hz/V	3N~/50/400		
Current	Maximum fuse amps (MFA)		A	16	25	

Integration of ERQ and VRV in third party air handling units

a wide range of expension valve kits and control boxes

Combination table

		Control box			Expansion valve kit										Mixed connection with VRV indoor units
		EKEQDCB	EKEQFCBA	EKEQMCBA	EKEXV50	EKEXV63	EKEXV80	EKEXV100	EKEXV125	EKEXV140	EKEXV200	EKEXV250	EKEXV400	EKEXV500	
		Z control	W,X,Y control	Z control	-	-	-	-	-	-	-	-	-	-	
1-phase	ERQ100	P	P	-	-	P	P	P	P	-	-	-	-	-	Not possible
	ERQ125	P	P	-	-	P	P	P	P	P	-	-	-	-	
	ERQ140	P	P	-	-	-	P	P	P	P	-	-	-	-	
3-phase	ERQ125	P	P	-	-	P	P	P	P	P	-	-	-	-	
	ERQ200	P	P	-	-	-	-	P	P	P	P	P	-	-	
	ERQ250	P	P	-	-	-	-	-	P	P	P	P	-	-	
VRV III		-	-	n1	n1	n1	n1	n1	n1	n1	n1	n1	n1	n1	Mandatory
VRV IV H/P / VRV IV W-series VRV IV S-series		-	P (1 -> 3)	n2	n2	n2	n2	n2	n2	n2	n2	n2	n2	n2	Possible (not mandatory)
VRV IV H/R VRV IV i-series		-	n1	-	n1	n1	n1	n1	n1	n1	n1	n1	n1	n1	Mandatory

- P (pair application): combination depends on the capacity of the air handling unit
- n1 (multi application) - Combination of AHUs and VRV DX indoors (mandatory). To determine the exact quantity please refer to the engineering data book.
- n2 (multi application) - Combination of AHUs and VRV DX indoors (not mandatory). To determine the exact quantity please refer to the engineering data book.data book
- Control box EKEQFA can be connected to some types of VRV IV outdoor units (with a maximum of 3 boxes per unit). Do not combine EKEQFA control boxes with VRV DX indoor units, RA indoor units or hydroboxes

Capacity table

Cooling

EKEXV Class	Allowed heat exchanger capacity (kW)		
	Minimum	Standard	Maximum
50	5.0	5.6	6.2
63	6.3	7.1	7.8
80	7.9	9.0	9.9
100	10.0	11.2	12.3
125	12.4	14.0	15.4
140	15.5	16.0	17.6
200	17.7	22.4	24.6
250	24.7	28.0	30.8
400	35.4	45.0	49.5
500	49.6	56.0	61.6

Saturated evaporating temperature: 6°C
Air temperature: 27°C DB / 19°C WB

Heating

EKEXV Class	Allowed heat exchanger capacity (kW)		
	Minimum	Standard	Maximum
50	5.6	6.3	7.0
63	7.1	8.0	8.8
80	8.9	10.0	11.1
100	11.2	12.5	13.8
125	13.9	16.0	17.3
140	17.4	18.0	19.8
200	19.9	25.0	27.7
250	27.8	31.5	34.7
400	39.8	50.0	55.0
500	55.1	63.0	69.3

Saturated condensing temperature: 46°C
Air temperature: 20°C DB

EKEXV - Expansion valve kit for air handling applications

Ventilation			EKEXV	50	63	80	100	125	140	200	250	400	500
Dimensions	Unit		mm	401x215x78									
Weight	Unit		kg	2.9									
Sound pressure level	Nom.		dBA	45									
Operation range	On coil	Heating Min.	°CDB	10 (1)									
	temperature	Cooling Max.	°CDB	35 (2)									
Refrigerant	Type / GWP			R-410A / 2.087,5									
Piping connections	Liquid	OD	mm	6.35	9.52							12.7	15.9

(1) The temperature of the air entering the coil in heating mode can be reduced to -5°CDB. Contact your local dealer for more information. (2) 45% Relative humidity.

EKEQ - Control box for air handling applications

Ventilation		EKEQ	FCBA	DCB	MCBA
Application			See note	Pair	Multi
Outdoor unit			ERQ / VRV	ERQ	VRV
Dimensions	Unit	mm	132x400x200		
Weight	Unit	kg	3.9	3.6	
Power supply	Phase/Frequency/Voltage	Hz/V	1~/50/230		

The combination of EKEQFCBA and ERQ is in pair application. The EKEQFCBA can be connected to some type of VRV IV outdoor units with a maximum of 3 control boxes. The combination with DX indoor units, hydroboxes, RA outdoor units, ... is not allowed. Refer to the combination table drawing of the outdoor unit for details.

Pair application selection

› **the outdoor unit is connected to ONE COIL (with single circuit or maximum 3 interlaced circuits) using up to 3 control boxes**
› **indoor unit combination is not allowed**
› **only works with X, W, Y control**

Step 1: Required AHU capacity

An AHU with double flow, heat recovery and 100% fresh air is to be installed in Europe where the outdoor sizing temperature is 35 ºCDB and the target supply air temperature for fresh air is 25 ºCDB. Load calculations point to a required capacity of 45kW.
By checking on the EKEXV capacity table, for cooling operation, 40kW falls within the 400 class valve. Since 40kW is not the nominal capacity, a class adjustment has to be done. 40/45=0,89 and 0,89x400=356. So the capacity class of the expansion valve kit is 356.

Step 2: Outdoor unit selection

For this AHU, a VRV IV heat pump model with continuous heating is going to be used (RYYQ-T series). For a capacity of 40kW at 35 ºCDB, an outdoor of 14HP (RYYQ14T). The capacity class of the 14 HP outdoor unit is 350.
Total connection ratio of the system is 356/350=102% hence it falls within the range 90-110%.

Step 3: Control box selection

In this particular case, the control will work with precise air temperature control. Only W or X control allow this. Since the consultant wants to use an "off-the-shelf" DDC module, the EKEQFCBA box with W control allows easy set-up due to pre-set factory values.

Multi application selection

› **the outdoor unit can be connected to MULTIPLE COILS (and their control boxes)**
› **indoor units are also connectable but not mandatory**
› **only works with Z control**

Step 1: Required AHU capacity

An AHU with double flow, heat recovery and 100% fresh air is to be installed in Europe where the outdoor sizing temperature is 35 ºCDB and the target supply air temperature for fresh air is 25 ºCDB. On top of this, for this building, 5 round-flow cassette units FXFQ50A will also be connected to this OU.
Load calculations point to a required capacity of 20kW for the AHU and 22,5 kW for the indoor untis.
By checking on the EKEXV capacity table, for cooling operation, 20kW falls within the 200 class valve. Since 22,4 kW is the nominal capacity, a class adjustment has to be done. 20/22,4=0,89 and 0,89x200=178. So the capacity class of the expansion valve kit is 178. Total capacity class of the indoor unit system is 178+250=428

Step 2: Outdoor unit selection

For this system where a AHU is connected with indoor units, it is mandatory to use a heat recovery unit. By consulting the engineering databook for REYQ-T, the total required capacity of 42,5 kW requires a 16HP model REYQ16T. Which will deliver 45kW at the design temperature of 35 ºCDB. This unit has a capacity class of 400.
Total connection ratio of the system is 428/400=107% hence it falls within the range 50-110%.

Step 3: Control box selection

In this particular case, the only available control is Z control and the combination of AHU and VRV DX indoor units requires EKEQMCBA control box.

Biddle air curtain for ERQ

- Connectable to ERQ heat pump
- ERQ is among the first DX systems suitable for connection to air curtains
- Free-hanging model (F): easy wall mounted installation
- Cassette model (C): mounted into a false ceiling leaving only the decoration panel visible
- Recessed model (R): neatly concealed in the ceiling
- A payback period of less then 1.5 years compared to installing an electric air curtain
- Easy and quick to install at reduced costs since no additional water systems, boilers and gas connections are required
- Maximum energy efficiency stemming from almost zero down flow turbulence, optimised air flow and the application of advanced discharge rectifier technology
- Around 85% air separation efficiency, greatly reducing both heat loss and required indoor unit heating capacity

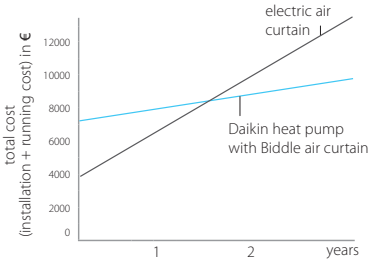



				Small			Medium			
				CYQS150DK80 *BN/*SN	CYQS200DK100 *BN/*SN	CYQS250DK140 *BN/*SN	CYQM100DK80 *BN/*SN	CYQM150DK80 *BN/*SN	CYQM200DK100 *BN/*SN	CYQM250DK140 *BN/*SN
Heating capacity	Speed 3		kW	9.0	11.6	16.2	9.2	11.0	13.4	19.9
Power input	Fan only	Nom.	kW	0.35	0.46	0.58	0.37	0.56	0.75	0.94
	Heating	Nom.	kW	0.35	0.46	0.58	0.37	0.56	0.75	0.94
Delta T	Speed 3		K	15		16	17	14	13	15
Casing	Colour			BN: RAL9010 / SN: RAL9006						
Dimensions	Unit	Height F/C/R	mm	270/270/270						
		Width F/C/R	mm	1,500/1,500/1,548	2,000/2,000/2,048	2,500/2,500/2,548	1,000/1,000/1,048	1,500/1,500/1,548	2,000/2,000/2,048	2,500/2,500/2,548
		Depth F/C/R	mm	590/821/561						
Required ceiling void >			mm	420						
Door height	Max.		m	2.3 (1) / 2.15 (2) / 2.0 (3)	2.3 (1) / 2.15 (2) / 2.0 (3)	2.3 (1) / 2.15 (2) / 2.0 (3)	2.5 (1) / 2.4 (2) / 2.3 (3)	2.5 (1) / 2.4 (2) / 2.3 (3)	2.5 (1) / 2.4 (2) / 2.3 (3)	2.5 (1) / 2.4 (2) / 2.3 (3)
Door width	Max.		m	1.5	2.0	2.5	1.0	1.5	2.0	2.5
Weight	Unit		kg	66	83	107	57	73	94	108
Fan-Air flow rate	Heating	Speed 3	m^3/h	1,746	2,328	2,910	1,605	2,408	3,210	4,013
Sound pressure level	Heating	Speed 3	dBA	49	50	51	50	51	53	54
Refrigerant	Type / GWP			R-410A / 2,087.5						
Piping connections	Liquid/OD/Gas/OD		mm	9.52/16.0		9.52/19.0	9.52/16.0			9.52/19.0
Required accessories (should be ordered separately)				Daikin wired remote control (BRC1E52A/B or BRC1D52)						
Power supply	Voltage		V	230						

				Large			
				CYQL100DK125 *BN/*SN	CYQL150DK200 *BN/*SN	CYQL200DK250 *BN/*SN	CYQL250DK250 *BN/*SN
Heating capacity	Speed 3		kW	15.6	23.3	29.4	31.1
Power input	Fan only	Nom.	kW	0.75	1.13	1.50	1.88
	Heating	Nom.	kW	0.75	1.13	1.50	1.88
Delta T	Speed 3		K	15		14	12
Casing	Colour			BN: RAL9010 / SN: RAL9006			
Dimensions	Unit	Height F/C/R	mm	370/370/370			
		Width F/C/R	mm	1,000/1,000/1,048	1,500/1,500/1,548	2,000/2,000/2,048	2,500/2,500/2,548
		Depth F/C/R	mm	774/1,105/745			
Required ceiling void >			mm	520			
Door height	Max.		m	3.0 (1) / 2.75 (2) / 2.5 (3)	3.0 (1) / 2.75 (2) / 2.5 (3)	3.0 (1) / 2.75 (2) / 2.5 (3)	3.0 (1) / 2.75 (2) / 2.5 (3)
Door width	Max.		m	1.0	1.5	2.0	2.5
Weight	Unit		kg	76	100	126	157
Fan-Air flow rate	Heating	Speed 3	m^3/h	3,100	4,650	6,200	7,750
Sound pressure level	Heating	Speed 3	dBA	53	54	56	57
Refrigerant	Type / GWP			R-410A / 2,087.5			
Piping connections	Liquid/OD/Gas/OD		mm	9.52/16.0	9.52/19.0	9.52/22.0	
Required accessories (should be ordered separately)				Daikin wired remote control (BRC1E52A/B or BRC1D52)			
Power supply	Voltage		V	230			

(1) Favorable conditions: covered shopping mall or revolving door entrance (2) Normal conditions: little direct wind, no opposite open doors, building with ground floor only (3) Unfavorable conditions: location at a corner or square, multiple floors and/or open stairway

Biddle air curtain for VRV and Conveni-pack

- Connectable to VRV heat recovery, heat pump and Conveni-pack
- VRV is among the first DX systems suitable for connection to air curtains
- Free-hanging model (F): easy wall mounted installation
- Cassette model (C): mounted into a false ceiling leaving only the decoration panel visible
- Recessed model (R): neatly concealed in the ceiling
- A payback period of less then 1.5 years compared to installing an electric air curtain
- Provides virtually free air curtain heating via recovered heat from indoor units in cooling mode (in case of VRV heat recovery)
- Easy and quick to install at reduced costs since no additional water systems, boilers and gas connections are required
- Maximum energy efficiency stemming from almost zero down flow turbulence, optimised air flow and the application of advanced discharge rectifier technology
- Around 85% air separation efficiency, greatly reducing both heat loss and required indoor unit heating capacity



CYVM150DK80FSC



CYVM150DK80CSN



CYVM150DK80RSN

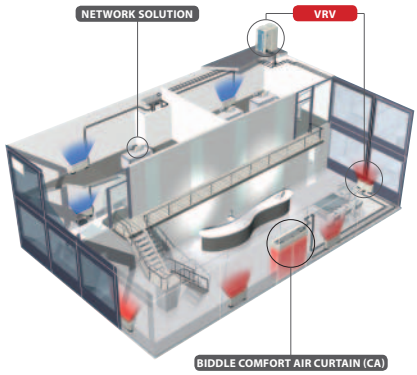

				Small				Medium			
				CYVS100DK80 *BN/*SN	CYVS150DK80 *BN/*SN	CYVS200DK100 *BN/*SN	CYVS250DK140 *BN/*SN	CYVM100DK80 *BN/*SN	CYVM150DK80 *BN/*SN	CYVM200DK100 *BN/*SN	CYVM250DK140 *BN/*SN
Heating capacity	Speed 3		kW	7.40	9.0	11.6	16.2	9.2	11.0	13.4	19.9
Power input	Fan only	Nom.	kW	0.23	0.35	0.46	0.58	0.37	0.56	0.75	0.94
	Heating	Nom.	kW	0.23	0.35	0.46	0.58	0.37	0.56	0.75	0.94
Delta T	Speed 3		K	19	15		16	17	14	13	15
Casing	Colour			BN: RAL9010 / SN: RAL9006							
Dimensions	Unit	Height F/C/R	mm	270/270/270							
		Width F/C/R	mm	1,000/1,000/1,048	1,500/1,500/1,548	2,000/2,000/2,048	2,500/2,500/2,548	1,000/1,000/1,048	1,500/1,500/1,548	2,000/2,000/2,048	2,500/2,500/2,548
		Depth F/C/R	mm	590/821/561							
Required ceiling void >			mm	420							
Door height	Max.		m	2.3 (1) / 2.15 (2) / 2.0 (3)	2.3 (1) / 2.15 (2) / 2.0 (3)	2.3 (1) / 2.15 (2) / 2.0 (3)	2.3 (1) / 2.15 (2) / 2.0 (3)	2.5 (1) / 2.4 (2) / 2.3 (3)	2.5 (1) / 2.4 (2) / 2.3 (3)	2.5 (1) / 2.4 (2) / 2.3 (3)	2.5 (1) / 2.4 (2) / 2.3 (3)
Door width	Max.		m	1.0	1.5	2.0	2.5	1.0	1.5	2.0	2.5
Weight	Unit		kg	56	66	83	107	57	73	94	108
Fan-Air flow rate	Heating	Speed 3	m^3/h	1,164	1,746	2,328	2,910	1,605	2,408	3,210	4,013
Sound pressure level	Heating	Speed 3	dBA	47	49	50	51	50	51	53	54
Refrigerant	Type / GWP			R-410A / 2,087.5							
Piping connections	Liquid/OD/Gas/OD		mm	9.52/16.0			9.52/19.0	9.52/16.0			9.52/19.0
Required accessories (should be ordered separately)				Daikin wired remote control (BRC1E52A/B or BRC1D52)							
Power supply	Voltage		V	230							

				Large			
				CYVL100DK125*BN/*SN	CYVL150DK200*BN/*SN	CYVL200DK250*BN/*SN	CYVL250DK250*BN/*SN
Heating capacity	Speed 3		kW	15.6	23.3	29.4	31.1
Power input	Fan only	Nom.	kW	0.75	1.13	1.50	1.88
	Heating	Nom.	kW	0.75	1.13	1.50	1.88
Delta T	Speed 3		K	15		14	12
Casing	Colour			BN: RAL9010 / SN: RAL9006			
Dimensions	Unit	Height F/C/R	mm	370/370/370			
		Width F/C/R	mm	1,000/1,000/1,048	1,500/1,500/1,548	2,000/2,000/2,048	2,500/2,500/2,548
		Depth F/C/R	mm	774/1,105/745			
Required ceiling void >			mm	520			
Door height	Max.		m	3.0 (1) / 2.75 (2) / 2.5 (3)	3.0 (1) / 2.75 (2) / 2.5 (3)	3.0 (1) / 2.75 (2) / 2.5 (3)	3.0 (1) / 2.75 (2) / 2.5 (3)
Door width	Max.		m	1.0	1.5	2.0	2.5
Weight	Unit		kg	76	100	126	157
Fan-Air flow rate	Heating	Speed 3	m^3/h	3,100	4,650	6,200	7,750
Sound pressure level	Heating	Speed 3	dBA	53	54	56	57
Refrigerant	Type / GWP			R-410A / 2,087.5			
Piping connections	Liquid/OD/Gas/OD		mm	9.52/16.0	9.52/19.0	9.52/22.0	
Required accessories (should be ordered separately)				Daikin wired remote control (BRC1E52A/B or BRC1D52)			
Power supply	Voltage		V	230			

(1) Favorable conditions: covered shopping mall or revolving door entrance (2) Normal conditions: little direct wind, no opposite open doors, building with ground floor only (3) Unfavorable conditions: location at a corner or square, multiple floors and/or open stairway

Options & accessories - Ventilation & hot water

		VAM150FC	VAM250FC	VAM350FC	VAM500FC	VAM650FC
Dust filters	EN779 Medium M6	-	-	EKAFV50F6	EKAFV50F6	EKAFV80F6
	EN779 Fine F7	-	-	EKAFV50F7	EKAFV50F7	EKAFV80F7
	EN779 Fine F8	-	-	EKAFV50F8	EKAFV50F8	EKAFV80F8
Silencer	Model name	-	-	-	KDDM24B50	KDDM24B100
	Nominal pipe Diameter (mm)	-	-	-	200	200
CO_2 sensor		-	-	BRYMA65	BRYMA65	BRYMA65
VH electrical heater for VAM		VH1B	VH2B	VH2B	VH3B	VH3B

Individual control systems	VAM-FC	VKM-GB(M)
Wired remote control	BRC1E52A/B / BRC1D52	BRC1E52A/B / BRC1D52
VAM wired remote control	BRC301B61	-

Centralised control systems	VAM-FC	VKM-GB(M)
Centralised remote control	DCS302C51	DCS302C51
Unified ON/OFF control	DCS301B51	DCS301B51
Schedule timer	DST301B51	DST301B51
DCC601A51	DCC601A51	DCC601A51
Intelligent Touch Manager	DCM601A51	DCM601A51
Modbus DIII adapter	EKMBDXA7V1	EKMBDXA7V1
BACnet interface	DMS502A51	DMS502A51
LonWorks interface	DMS504B51	DMS504B51

Others	VAM150-250FC	VAM350-2000FC	VKM-GB(M)
Wiring adapter for electrical appendices (note 7)	KRP2A51	KRP2A51 (note 3)	BRP4A50A (note 4/5)
Adapter PCB for humidifier	KRP50-2	KRP1C4 (note 4/6)	BRP4A50A (note 4/5)
Adapter PCB for 3rd party heater	BRP4A50	BRP4A50A (note 4/5)	BRP4A50A (note 4/5)
Remote sensor	-	-	-

Notes

(1) Cool/heat selector required for operation

(2) Do not connect the system to DIII-net devices (Intelligent Touch controller, Intelligent Touch Manager, LonWorks interface, BACnet interface…).

(3) Installation box KRP1BA101 needed.

(4) Fixing plate EKMPVAM additionally needed for VAM1500-2000FB.

(5) 3rd party heater and 3rd party humidifier cannot be combined

(6) Installation box KRP50-2A90 needed.

(7) For external control and monitoring (ON/OFF control, operation signal, error indication)

	VH electrical heater for VAM
Supply voltage	220/250V ac 50/60 Hz. +/-10%
Output current (maximum)	19A at 40°C (ambient)
Temperature sensor	5k ohms at 25°C (table 502 1T)
Temperature control range	0 to 40°C / (0-10V 0-100%)
Run on timer	Adjustable from 1 to 2 minutes (factory set at 1.5 minutes)
Control fuse	20 X5 mm 250 m A
LED indicators	Power ON - Yellow Heater ON - Red (solid or flashing, indicating pulsed control) Airflow fault - Red
Mounting holes	98mm X 181mm centres 5 mm ø holes
Maximum ambient adjacent to terminal box	35°C (during operation)
Auto high temp. cutout	100°C Pre-set
Man. reset high temp. cutout	125°C Pre-set
Run relay	1A 120V AC or 1A 24V DC
BMS setpoint input	0-10VDC

Vh electrical heater for vam		vH1B	VH2B	VH3B	VH4B	VH4/AB	VH5B
Capacity	kW	1	1	1	1.5	2.5	2.5
Duct diameter	mm	100	150	200	250	250	350
Connectable VAM		VAM150FC	VAM250FC	VAM500FC	VAM800FC	VAM800FC	VAM1500FC
		-	VAM350FC	VAM650FC	VAM1000FC	VAM1000FC	VAM2000FC

VAM800FC	VAM1000FC	VAM1500FC	VAM2000FC	VKM50GB(M)	VKM80GB(M)	VKM100GB(M)
EKAFV80F6	EKAFV100F6	EKAFV100F6 x2	EKAFV100F6 x2	-	-	-
EKAFV80F7	EKAFV100F7	EKAFV100F7 x2	EKAFV100F7 x2	-	-	-
EKAFV80F8	EKAFV100F8	EKAFV100F8 x2	EKAFV100F8 x2	-	-	-
KDDM24B100	KDDM24B100	KDDM24B100 x2	KDDM24B100 x2	-	KDDM24B100	KDDM24B100
250	250	250	250	-	250	250
BRYMA100	BRYMA100	BRYMA200	BRYMA200	BRYMA65	BRYMA100	BRYMA200
VH4B / VH4/AB	VH4B / VH4/AB	VH5B	VH5B	-	-	-

EKEQFCBA [2]	EKEQDCB [2]	EKEQMCBA [2]
BRC1E52A/B / BRC1D52	BRC1E52A/B / BRC1D52 1	BRC1E52A/B / BRC1D52 1
-	-	-

EKEQFCBA [2]	EKEQDCB [2]	EKEQMCBA [2]
-	-	-
-	-	-
-	-	-
-	-	-
DCM601A51	DCM601A51	DCM601A51
EKMBDXA7V1	EKMBDXA7V1	EKMBDXA7V1
-	-	-
-	-	-

EKEQFCBA [2]	EKEQDCB [2]	EKEQMCBA [2]
-	-	-
-	-	-
-	-	-
-	KRCS01-1	-

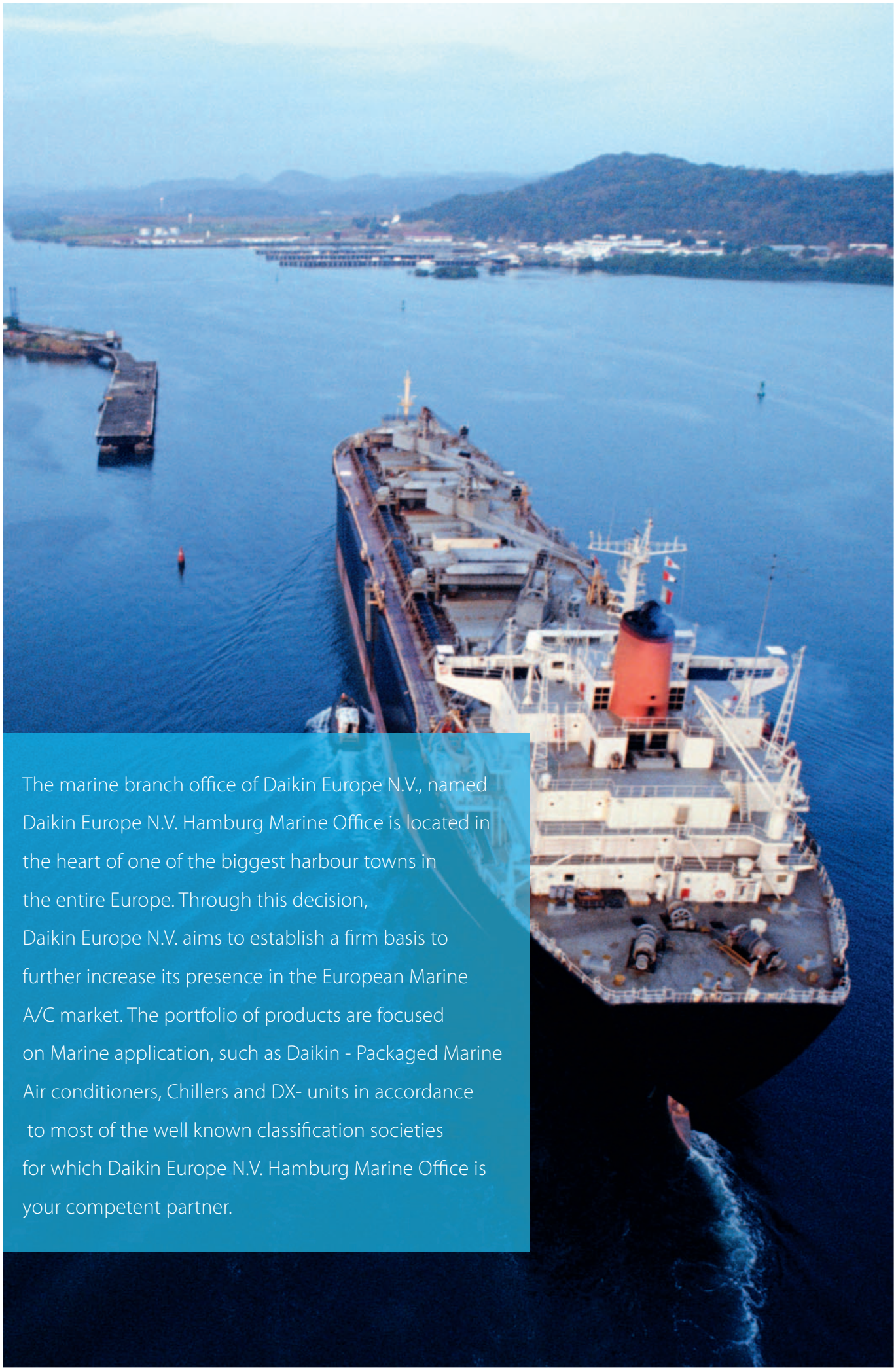

The marine branch office of Daikin Europe N.V., named Daikin Europe N.V. Hamburg Marine Office is located in the heart of one of the biggest harbour towns in the entire Europe. Through this decision, Daikin Europe N.V. aims to establish a firm basis to further increase its presence in the European Marine A/C market. The portfolio of products are focused on Marine application, such as Daikin - Packaged Marine Air conditioners, Chillers and DX- units in accordance to most of the well known classification societies for which Daikin Europe N.V. Hamburg Marine Office is your competent partner.

USDP*GC / USDN*HA

Daikin Marine Type Deck Units

- Energy saving
- Compact design
- Refrigerants R-404A - R-407C
- Economical maintenance
- Easy installation
- Hermetic scroll compressor
- Minimum piping and field work required
- High performance reliability
- Lesser refrigerant volum with leak proof hermetic structure
- High static pressure fan facilitates the use of long ducts
- Quiet, less vibration operation makes it suitable for installation in accomodation areas

Optional customized modifications:
- Remote controls
- Electrical heater
- Data bus interfaces
- Air plenum or duct connection
- Higher external static pressure
- Cooling water regulating valve
- Higher air volume



USP~HR1 / USP~H

Daikin Marine Type Packaged Series

- Excellent durability
- Hermetic scroll compressor
- Light weight design
- Refrigerants: R-404A - R-407C
- Resilient structure specially designed for marine applications
- Abundant modification parts assures various applications
- Wide operation range
- Easy transportation and installation
- Energy-saving
- Complete set of spare parts provided for certain models

Optional customized modifications:
- Remote controls
- Electrical heater
- Data bus interfaces
- Air plenum or duct connection
- Higher external static pressure
- Cooling water regulating valve
- Higher air volume



USF*J(A)

Daikin Marine Type Galley Series

- Respond to a wide temperature range
- High efficient operation
- Outstanding durable design
- Easy transportation and installation
- Excellent performance reliability
- Spare parts are provided as standard accessories
- Hermetic scroll compressor
- High static pressure system
- R-404A

Optional customized modifications:
- Remote controls
- Electrical heater
- Data bus interfaces
- Air plenum or duct connection
- Higher external static pressure
- Cooling water regulating valve
- Higher air volume



RHSD~A / RKS~FR Unit

Daikin Marine Type Small Size Condensing

RHSD-A (R-134a):
- A semi-hermetic reciprocating compressor with proven reliability
- Saved maintenance work around compressor (without V belts & shaft seal)

RKS-FR (R-404A):
- An open type reciprocating compressor of optimum design for R-404A
- Equal installation & maintenance as R-22



For more information, visit www.daikineurope.com/industrial/applications/marine



Daikin chillers offer the ultimate in reliability and flexibility — a reflection of the advanced technology inherent within them. Daikin chillers represent the sure and safe route to a comfortable environment and a process cooling solution that is clean and consistent.

Chillers

Why choose Daikin chillers 324

Products overview - air cooled and condensing units 328

Products overview - water cooled and condenserless units 330

Air cooled chillers (Cooling only)

EWAQ-ADVP 332
EWAQ-ACV3/ACW1 333
EWAQ-BAWN/BAWP 334
NEW EWAQ-G- 336
EWAQ-E- 340
EWAQ-F- 342
EWAQ-GZ 346
EWAD-E- 348
EWAD-D- 350
EWAD-C- 358
EWAD-CZ 364
EWAD-CF 366
EWAD-TZ 370

Air cooled chillers (Heat pump)

EWYQ-ADVP 374
EWYQ-ACV3/ACW1 375
EWYQ-BAWN/BAWP 376
SEHVX-AAW/SERHQ-AAW1 377
NEW EWYQ-G- 378
EWYQ-F- 380
EWYD-BZ 382

Air cooled condensing unit

ERAD-E- 384

Water cooled chillers

EWWQ-B- 386
EWWP-KBW1N 388
NEW EWHQ-G- 390
NEW EWWQ-G- 391
NEW EWWQ-L- 392
EWWD-G- 394
EWWD-I- 396
EWWD-J- 398
EWWD-H- 399

Condenserless chillers

EWLP-KBW1N 400
NEW EWLQ-G- 401
NEW EWLQ-L- 402
EWLD-J- 403
EWLD-G- 404
EWLD-I- 405

Water cooled centrifugal chillers

EWWD-FZXS 406
DWSC / DWDC 407

For latest data, please consult my.daikin.eu



Daikin chillers

Why choose Daikin chillers?

Daikin Chillers are the perfect bridge between project requirements and customer satisfaction.

From the smallest chillers to the very largest, our quality control and attention detail is absolute.

Our systems have the **most advanced technologies**, deliver **the highest energy efficiencies** and **lowest running costs**, and are the gold standard for reliability and performance.

The widest and most flexible chiller portfolio

› From the smallest mini chiller for residential use to the largest chiller for district cooling
› Tailor made solutions based on the most advanced technologies
› Wide range of options and accessories

Worldwide experience in chiller design and manufacturing

› World's most advanced facilities for air conditioning research and development: the Applied Development Center in Minneapolis, Minnesota
› Inhouse development and manufacturing of chiller main components (compressors, fans, condenser coils, software, etc...)

The highest efficiency for every installation

› Inverter technology over the whole capacity range
› The lowest total cost of ownership and fast payback time

Quality and reliability

› Daikin's integrated zero defect policy ensures quality of components and finished products
› Each Daikin chiller is factory run-tested and subjected to quality audit before shipment

Benefits for installers

› Plug & play solutions
› Maximum serviceability
› Ideal solutions for retrofit projects

Benefits for consultants

› Energy efficient solutions without compromising on reliability and performance
› Latest technology embedded in all our products

Benefits for end users

› Remarkable savings on running costs
› Eurovent and AHRI certification

Chiller selection software

› The Daikin chiller selection software allows consultants and building engineers to select proper units based on application type, efficiency and sound level and required capacity. The tool presents all possible series and generates for selected units a detailed technical data book.





Supporting tools

NEW Business portal

› Experience our new extranet that thinks with you at my.daikin.eu
› Find information in seconds via a powerful search
› Customise the options so you see only info relevant for you
› Access via mobile device or desktop

Internet

› See an overview of our references www.daikineurope.com/references

Literature

› Check some of all our literature for our professional network and end-customers (daikineurope.com/support-and-manuals/catalogues/applied-systems/)



PRINTING COMPANY APPLICATION



AIR COOLED CHILLER INSTALLATION



AIR COOLED CHILLER INSTALLATION



ICE RINK



EWAQ-GZXR
INSTALLATION



DATA CENTER
APPLICATION



ICE RINK
APPLICATION



PROCESS COOLING
APPLICATION

Products overview

		Refrigerant type *	Refrigerant circuits	Inverter	Free cooling	Compressor			Water heat exchanger		Efficiency version				Sound version			
						Swing	Scroll	Screw	Plate **	Single pass shell and tube	Standard	High	Premium	High ambient	Standard	Low	Reduced	Extra low
Cooling only																		
EWAQ~ADVP		R-410A	1	●		●			● BPHE		●				●			
EWAQ~ACV3/ACW1		R-410A	1	●			●		● BPHE		●				●			
EWAQ~BA*		R-410A	1	●			●		● BPHE		●				●			
EWAQ~G- NEW		R-410A	1				●		● BPHE		●	●			●		●	
EWAQ~E-		R-410A	1				●		●			●			●	●	●	
EWAQ~F-		R-410A	2				●		●		●	●			●	●	●	
EWAQ~GZ		R-410A	1-2	●			●		●			●			●		●	
EWAD~E-		R-134a	1					●	●		●				●	●		
EWAD~D-		R-134a	2					●	●	●	●	●		●	●	●	●	●
EWAD~C-		R-134a	2-3					●		●	●	●	●		●	●	●	
EWAD~CZ		R-134a	2-3	●				●		●		●			●	●	●	
EWAD~CF		R-134a	2		●			●		●		●			●	●	●	
EWAD~TZ		R-134a	1-2	●				●	●	●	●	●			●		●	
Heat pump																		
EWYQ~ADVP		R-410A	1	●		●			● BPHE		●				●			
EWYQ~ACV3/ACW1		R-410A	1	●			●		● BPHE		●				●			
EWYQ~BA*		R-410A	1	●			●		● BPHE		●				●			
SEHVX-AAW SERHQ-AAW1		R-410A	1	●			●		● BPHE		●				●			
EWYQ~G- NEW		R-410A	1				●		● BPHE			●			●		●	
EWYQ~F-		R-410A	1-2				●		●			●			●	●	●	
EWYD~BZ		R-134a	2-3	●				●		●	●				●	●		
Condensing unit																		
ERAD~E-		R-134a	1					●			●				●	●		

* (GWP) : R-410A (2087.5), R-134a (1430)
** BPHE: Brazed plate heat exchanger


Cooling capacity (kW)
Heating capacity (kW)
0
17.5
200
500
1,000
2,000
5.3~7.2
8.6~17.0
16.6~64.5
69.3~154
172~334
165~672
196~395
98~411
177~620
617~2,002
696~1,795
602~1,555
170~710
0
17.5
200
500
1,000
2,000
5.3~7.2
5.6~8.2
8.6~17.0
9.9~14.8
16.6~64.5
16.2~63.7
20.7~74.3
21.3~63.7
75.2~165
82.2~170
158~624
173~674
247~580
271~618
0
17.5
200
500
1,000
2,000
116~488

Products overview

		Refrigerant Type *	Refrigerant circuits	Inverter	Compressor			Water heat exchanger		Efficiency version		Sound version
					Scroll	Screw	Centrifugal	Plate **	Single pass shell and tube	Standard	High	Standard
Water cooled chillers (Cooling only & Heating only)												
EWWP~KBW1N		R-407C	1-2-4-6		●					●		●
EWHQ~G- NEW		R-410A	1		●			●				
EWWQ~G- NEW		R-410A	1		●			●		●		●
EWWQ~L- NEW		R-410A	2		●			●		●		●
EWWD~J-		R-134a	1-2			●		●		●		●
EWWD~G-		R-134a	1-2			●			●	●	●	●
EWWD~I-		R-134a	1-2-3			●			●	●	●	●
EWWD~H-		R-134a	1			●			● Flooded		●	●
Water cooled chillers (Cooling only)												
EWWQ~B-		R-410A	1-2			●			●	●	●	●
Condenserless chillers												
EWLP~KBW1N		R-407C	1-2		●			● BPHE		●		●
EWLQ~G- NEW		R-410A	1		●			●		●		●
EWLQ~L- NEW		R-410A	2		●			●		●		●
EWLD~J-		R-134a	1-2			●		●		●		●
EWLD~G-		R-134a	1-2			●			●	●		●
EWLD~I-		R-134a	1-2-3			●			●	●		●
Water cooled centrifugal chillers												
EWWD~FZ		R-134a	1	●			●		● Flooded		●	●
DWSC DWDC		R-134a		optional			●	● BPHE			●	●
6,000 RT CENTRIFUGAL		R-134a					●				●	●

* (GWP) : R-410A (2087.5), R-134a (1430), R-407C (1773.9)
** BPHE: Brazed plate heat exchanger


Cooling capacity (kW)
Heating capacity (kW)
0
17.5
200
500
1,000
2,000
21800
12.9~194
16.7~249
87.3~352
107~420
93.7~370
107~426
187~721
213~837
120~568
142~681
165~602
209~743
332~1,503
424~1,951
368~1,212
454~1,488
379~2,156
12.1~62.4
86.5~346
173~676
110~529
160~524
315~1,433
113~1,054
300~4,500
600~9,000
[2 x 10,900]
21,800

Air cooled mini inverter chiller

- Inverter technology to ensure low sound values and **leader-of-class ESEER**
- Wide operating range
- Easy 'plug and play' installation
- Single phase power supply and low starting currents make the unit ideal **for residential applications**
- **Built-in hydronic module**: no buffer tank required and a standard pump and main switch are included



EWAQ-ADVP

Digital controller

Cooling only					EWAQ-ADVP	005	006	007
Cooling capacity	Nom.				kW	5.28 (1)	6.08 (1)	7.18 (1)
Power input	Cooling	Nom.			kW	1.94 (1)	2.40 (1)	3.00 (1)
Capacity control	Method					Inverter controlled		
EER						2.72 (1)	2.53 (1)	2.39 (1)
Dimensions	Unit	Height			mm	805		
		Width			mm	1,190		
		Depth			mm	360		
Weight	Unit				kg	100		
	Operation weight				kg	104		
Water heat	Type					Brazed plate		
exchanger	Water flow rate	Cooling	Nom.		l/min	14.9	17.2	20.4
Air heat exchanger	Type					Tube type		
Hydraulic components	Expansion vessel	Volume			l	6		
Compressor	Type					Hermetically sealed swing compressor		
	Quantity					1		
Fan	Type					Propeller fan		
	Quantity					1		
Sound power level	Cooling	Nom.			dBA	62		63
Sound pressure level	Cooling	Nom.			dBA	48		50
Operation range	Water side	Cooling	Min.~Max.		°CDB	5~20		
	Air side	Cooling	Min.~Max.		°CDB	10~43		
Refrigerant	Type / GWP					R-410A / 2,087.5		
	Control					Inverter		
	Circuits	Quantity				1		
Refrigerant charge	Per circuit				kg	1.7		
					TCO_2eq	3.5		
Water circuit	Piping connections diameter				inch	1" MBSP		
Piping connections	Water heat exchanger drain					5/16 SAE flare		
Unit	Maximum running current				A	17.3		
Power supply	Phase/Frequency/Voltage				Hz/V	1~/50/230		

(1) Tamb 35°C - LWE 7°C (Dt: 5°C)

Air cooled mini inverter chiller

- Inverter technology to ensure low sound values and **leader-of-class ESEER**
- Wide operating range
- Built-in hydronic module: no buffer tank required and a standard pump and main switch are included
- Easy 'plug and play' installation
- Single phase power supply **for residential applications**, three phase power supply model available **for light commercial applications**



EWAQ-ACV3/ACW1



Digital controller

Cooling only				EWAQ	009ACV3	010ACV3	011ACV3	009ACW1	011ACW1	013ACW1
Cooling capacity	Nom.			kW	12.2 (1) / 8.6 (2)	13.6 (1) / 9.6 (2)	15.7 (1) / 11.1 (2)	12.9 (1) / 9.1 (2)	15.7 (1) / 11.1 (2)	17.0 (1) / 13.3 (2)
Power input	Cooling	Nom.		kW	2.85 (1) / 2.83 (2)	3.41 (1) / 3.28 (2)	4.13 (1) / 3.90 (2)	3.08 (1) / 3.05 (2)	4.13 (1) / 3.90 (2)	5.52 (1) / 5.18 (2)
Capacity control	Method				Inverter controlled					
EER					4.27 (1) / 3.05 (2)	4.00 (1) / 2.93 (2)	3.79 (1) / 2.85 (2)	4.19 (1) / 2.99 (2)	3.79 (1) / 2.85 (2)	3.08 (1) / 2.57 (2)
ESEER					4.31	4.30	4.33	4.43	4.44	4.36
Dimensions	Unit	Height		mm	1,435					
		Width		mm	1,418					
		Depth		mm	382					
Weight	Unit			kg	180					
Water heat exchanger	Type				Brazed plate					
	Quantity				1					
	Water volume			l	1.01					
	Water flow rate	Cooling	Nom.	l/min	24.7	27.6	31.9	26.1	31.9	38.2
Air heat exchanger	Type				Hi-XSS					
Hydraulic components	Expansion vessel	Volume		l	10					
Compressor	Type				Hermetically sealed scroll compressor					
	Quantity				1					
Fan	Type				Propeller fan					
	Quantity				2					
	Air flow rate	Cooling	Nom.	m^3/min	96	100	97	-		
Fan motor	Speed	Cooling	Nom.	rpm	780					
		Steps			8					
Sound power level	Cooling	Nom.		dBA	64					66
Sound pressure level	Cooling	Nom.		dBA	51					52
		Cooling Night quiet mode		dBA	45					46
Operation range	Water side	Cooling	Min.~Max.	°CDB	5~22					
	Air side	Cooling	Min.~Max.	°CDB	10~46					
Refrigerant	Type / GWP				R-410A / 2,087.5					
	Control				Electronic expansion valve					
	Circuits	Quantity			1					
Refrigerant charge	Per circuit			kg	2.95					
				TCO_2eq	6.2					
Water circuit	Piping connections diameter			inch	G 5/4" (female)					
	Piping			inch	5/4"					
Power supply	Phase/Frequency/Voltage			Hz/V	1~/50/230			3N~/50/400		

(1) Underfloor program: cooling Ta 35°C - LWE 18°C (Dt: 5°C) (2) Fan coil program: cooling Ta 35°C - LWE 7°C (Dt: 5°C)

Air cooled scroll inverter chiller

- High efficiency with **leader-of-class ESEER**
- Minimal starting currents and short payback times
- No buffertank required for standard applications
- **Large operation range** (ambient temperature up to 43°C)
- A modbus gateway (RTD-W) can be installed per unit in order allow the control and monitoring by a Daikin controller or a third-party BMS, which will increase further the efficiency of the system
- All systems that are connected with RTD-W can be controlled and **monitored centrally** with the master/slave control kit: the sequencing controller EKCC-W



EWAQ-BAWN/BAWP BRC21A53/54

Cooling only				EWAQ-BAWN/BAWP	016	021	025	032	040	050	064
Cooling capacity	Nom.			kW	17.4 (1) / 16.6 (2)	21.7 (1) / 20.7 (2)	25.8 (1) / 24.7 (2)	32.3 (1) / 30.9 (2)	43.4 (1) / 41.5 (2)	51.8 (1) / 49.7 (2)	64.5 (1) / 62.3 (2)
Power input	Cooling	Nom.		kW	5.60 (1) / 5.80 (2)	7.25 (1) / 7.59 (2)	9.29 (1) / 9.74 (2)	13.0 (1) / 13.5 (2)	14.7 (1) / 15.4 (2)	18.8 (1) / 19.7 (2)	26.4 (1) / 27.4 (2)
Capacity control	Method				Inverter controlled						
	Minimum capacity			%	25						
EER					3.11 (1) / 2.86 (2)	2.99 (1) / 2.73 (2)	2.78 (1) / 2.54 (2)	2.48 (1) / 2.29 (2)	2.95 (1) / 2.69 (2)	2.76 (1) / 2.52 (2)	2.44 (1) / 2.27 (2)
ESEER					4.33 (1) / 4.21 (2)	4.08 (1) / 4.18 (2)	3.85 (1) / 4.04 (2)	3.39 (1) / 3.62 (2)	4.19 (1) / 4.24 (2)	3.96 (1) / 4.12 (2)	3.64 (1) / 3.78 (2)
Dimensions	Unit	Height		mm	1,684						
		Width		mm	1,371			1,684	2,358		2,980
		Depth		mm	774				780		
Weight	Unit			kg	264	317		397	571		730
	Operation weight			kg	267	320		401	577		738
Water heat exchanger	Type				Brazed plate						
	Water volume			l	1.9			2.9	3.8		5.7
	Water flow rate	Cooling	Nom.	l/min	50	62	74	93	124	148	185
	Water pressure drop	Cooling	Total	kPa	20	30	42	30		42	30
Air heat exchanger	Type				Hi-XSS						
Compressor	Type				Hermetically sealed scroll compressor						
	Quantity				1	2		3	4		6
Fan	Type				Axial						
	Quantity				1			2			4
	Air flow rate	Cooling	Nom.	m^3/min	171	185		233	370		466
Sound power level	Cooling	Nom.		dBA	78			80	81		83
Operation range	Water side	Cooling	Min.~Max.	°CDB	-10~20						
	Air side	Cooling	Min.~Max.	°CDB	-5~43						
Refrigerant	Type / GWP				R-410A / 2,087.5						
	Control				Electronic expansion valve						
	Circuits	Quantity			1						
Refrigerant charge	Per circuit			kg	7.6			9.6	15.2		19.2
				TCO_2eq	15.9			20.0	31.7		40.1
Water circuit	Piping connections diameter			inch	1-1/4" (female)				2" (female)		
	Piping			inch	1-1/4"				1-1/2"		
Unit	Maximum starting current			A	0	77.7	78.7	88.7	99.8	101.9	120.7
	Maximum running current			A	22.2	25.3	26.4	35.2	47.4	49.6	67.2
Power supply	Phase/Frequency/Voltage			Hz/V	3N~/50/400						

(1) EWAQ-BAWN: Version without pump (2) EWAQ-BAWP: Version with pump



Air cooled multi-scroll chiller, standard efficiency, standard sound

- Single refrigerant circuit (2 scroll compressors) with single evaporator
- Compact design to allow easy indoor installation or retrofit operations
- Micro channel heat exchanger technology reduces the amount of refrigerant used in the system, lowering environmental impact
- Partial and total heat recovery option available
- Stainless steel plate heat exchanger

Cooling only				**EWAQ-G-SS**	**075**	**085**	**100**	**110**	**120**	**140**	**155**
Cooling capacity	Nom.			kW	74.7	84.2	96.7	107	117	139	154
Power input	Cooling	Nom.		kW	27.7	31.2	35.0	39.5	43.4	51.1	57.2
Capacity control	Method				Step						
	Minimum capacity			%	50	44	50	44	50	43	50
EER					2.70		2.76	2.70		2.73	2.70
ESEER					4.11	4.23	4.04	4.12	3.91	4.20	4.06
IPLV					4.79	4.97	4.78	4.86	4.66	4.92	4.78
Dimensions	Unit	Height		mm	1,800						
		Width		mm	1,195						
		Depth		mm	2,140		2,680		3,200		
Weight	Unit			kg	681	792	923	953	982	1,037	1,066
	Operation weight			kg	692	802	934	963	993	1,054	1,085
Water heat exchanger	Type				Brazed plate						
	Water flow rate	Cooling	Nom.	l/s	3.6	4.0	4.6	5.1	5.6	6.7	7.4
	Water pressure drop	Cooling	Nom.	kPa	15.5	27.3	36.9	31.6	36.0	27.5	25.8
	Water volume			l	5.60	4.90		5.60		8.10	9.40
Air heat exchanger	Type				Microchannel						
Compressor	Type				Scroll compressor						
	Quantity				2						
Fan	Type				Direct propeller						
	Quantity				4		6			8	
	Air flow rate	Nom.		l/s	6,017	6,444	9,029			12,008	
	Speed			rpm	1,360						
Sound power level	Cooling	Nom.		dBA	83	85	87	89			
Sound pressure level	Cooling	Nom.		dBA	66	68	69	71			
Operation range	Air side	Cooling	Min.~Max.	°CDB	-10~42						
	Water side	Cooling	Min.~Max.	°CDB	-10~15						
Refrigerant	Type / GWP				R-410A / 2,087.5						
	Circuits	Quantity			1						
Refrigerant charge	Per circuit			kg	8.0		10.0			12.0	
				TCO_2eq	16.7		20.9			25.1	
Piping connections	Evaporator water inlet/outlet (OD)				2" 1/2						
Unit	Starting current	Max		A	208	259	266	313	321	361	374
	Running current	Cooling	Nom.	A	54	58	62	70	79	89	102
		Max		A	64	69	77	84	92	108	122
Power supply	Phase/Frequency/Voltage			Hz/V	3~/50/400						

Air cooled multi-scroll chiller, standard efficiency, reduced sound



EWAQ-G-SS/SR

Cooling only				EWAQ-G-SR	075	085	100	110	120	140	155
Cooling capacity	Nom.			kW	69.3	78.9	91.0	99.7	109	130	143
Power input	Cooling	Nom.		kW	29.4	33.1	36.8	42.0	46.3	54.0	61.2
Capacity control	Method				Step						
	Minimum capacity			%	50	44	50	44	50	43	50
EER					2.36	2.38	2.47	2.38	2.35	2.42	2.34
ESEER					3.94	4.12	3.94	4.02	3.74	4.12	3.88
IPLV					4.67	4.85	4.71	4.78	4.50	4.85	4.61
Dimensions	Unit	Height		mm	1,800						
		Width		mm	1,195						
		Depth		mm	2,140	2,680			3,200		
Weight	Unit			kg	711	822	953	983	1,012	1,067	1,096
	Operation weight			kg	722	832	963	993	1,023	1,084	1,115
Water heat exchanger	Type				Brazed plate						
	Water flow rate	Cooling	Nom.	l/s	3.3	3.8	4.4	4.8	5.2	6.2	6.9
	Water pressure drop	Cooling	Nom.	kPa	13.3	24.0	32.6	27.6	31.1	24.1	22.2
	Water volume			l	5.58	4.86		5.60		8.10	9.36
Air heat exchanger	Type				Microchannel						
Compressor	Type				Scroll compressor						
	Quantity				2						
Fan	Type				Direct propeller						
	Quantity				4		6			8	
	Air flow rate	Nom.		l/s	4,523	5,046	6,787			9,023	
	Speed			rpm	1,108						
Sound power level	Cooling	Nom.		dBA	79	82	84	86			
Sound pressure level	Cooling	Nom.		dBA	62	65	66	68			
Operation range	Air side	Cooling	Min.~Max.	°CDB	-10~42						
	Water side	Cooling	Min.~Max.	°CDB	-10~15						
Refrigerant	Type / GWP				R-410A / 2,087.5						
	Circuits	Quantity			1						
Refrigerant charge	Per circuit			kg	8.0		10.0			12.0	
				TCO_2eq	16.7		20.9			25.1	
Piping connections	Evaporator water inlet/outlet (OD)				2" 1/2						
Unit	Starting current	Max		A	207	258	266	313	320	360	374
	Running current	Cooling	Nom.	A	57	61	65	74	84	93	109
		Max		A	63	69	76	84	91	107	121
Power supply	Phase/Frequency/Voltage			Hz/V	3~/50/400						

Air cooled multi-scroll chiller, high efficiency, standard sound

- Single refrigerant circuit (2 scroll compressors) with single evaporator
- Compact design to allow easy indoor installation or retrofit operations
- Micro channel heat exchanger technology reduces the amount of refrigerant used in the system, lowering environmental impact
- Partial and total heat recovery option available
- Stainless steel plate heat exchanger

Cooling only				EWAQ-G-XS	080	090	105	115	130	150
Cooling capacity	Nom.			kW	79.8	90.3	105	117	131	149
Power input	Cooling	Nom.		kW	25.8	29.0	33.8	37.7	42.3	48.1
Capacity control	Method				Step					
	Minimum capacity			%	50	44	50	44	50	43
EER					3.10	3.11	3.12		3.10	
ESEER					4.20	4.30	4.28	4.34	4.22	4.36
IPLV					4.82	5.04	4.96	5.02	4.92	5.05
Dimensions	Unit	Height		mm	1,800				1,820	
		Width		mm	1,195					
		Depth		mm	2,680	3,200			3,800	
Weight	Unit			kg	734	850	991	1,020	1,086	1,123
	Operation weight			kg	744	860	1,007	1,035	1,102	1,144
Water heat exchanger	Type				Brazed plate					
	Water flow rate	Cooling	Nom.	l/s	3.8	4.3	5.0	5.6	6.3	7.1
	Water pressure drop	Cooling	Nom.	kPa	25.7	32.7	20.3	19.9	25.4	20.6
	Water volume			l	5.58	4.86		5.60		8.10
Air heat exchanger	Type				Microchannel					
Compressor	Type				Scroll compressor					
	Quantity				2					
Fan	Type				Direct propeller					
	Quantity				6		8		10	
	Air flow rate	Nom.		l/s	9,029	9,498	12,008		15,046	
	Speed			rpm	1,360					
Sound power level	Cooling	Nom.		dBA	84	85	87		89	
Sound pressure level	Cooling	Nom.		dBA	66	68	69		71	
Operation range	Air side	Cooling	Min.~Max.	°CDB	-10~45					
	Water side	Cooling	Min.~Max.	°CDB	-10~15					
Refrigerant	Type / GWP				R-410A / 2,087.5					
	Circuits	Quantity			1					
Refrigerant charge	Per circuit			kg	8.0		10.0			12.0
				TCO_2eq	16.7		20.9			25.1
Piping connections	Evaporator water inlet/outlet (OD)				2" 1/2					
Unit	Starting current	Max		A	210	261	268	315	324	362
	Running current	Cooling	Nom.	A	52	56	61	69	76	87
		Max		A	65	71	78	86	96	109
Power supply	Phase/Frequency/Voltage			Hz/V	3~/50/400					

Air cooled multi-scroll chiller, high efficiency, reduced sound



EWAQ-G-XS/XR

Cooling only				EWAQ-G-XR	080	090	105	130	115	150
Cooling capacity	Nom.			kW	76.0	86.0	100	125	110	141
Power input	Cooling	Nom.		kW	26.4	29.9	34.7	43.3	39.0	49.8
Capacity control	Method				Step					
	Minimum capacity			%	50	44	50		44	43
EER					2.88		2.89	2.88	2.83	
ESEER					4.18	4.29	4.27	4.21	4.31	4.33
IPLV					4.85	4.99	4.93	4.89	4.99	5.03
Dimensions	Unit	Height		mm	1,800			1,820	1,800	1,820
		Width		mm	1,195					
		Depth		mm	2,680	3,200		3,800	3,200	3,800
Weight	Unit			kg	764	880	1,021	1,116	1,050	1,153
	Operation weight			kg	774	890	1,037	1,132	1,065	1,174
Water heat exchanger	Type				Brazed plate					
	Water flow rate	Cooling	Nom.	l/s	3.6	4.1	4.8	6.0	5.3	6.7
	Water pressure drop	Cooling	Nom.	kPa	23.3	29.6	18.4	23.0	17.8	18.4
	Water volume			l	5.58	4.86		5.60		8.10
Air heat exchanger	Type				Microchannel					
Compressor	Type				Scroll compressor					
	Quantity				2					
Fan	Type				Direct propeller					
	Quantity				6		8	10	8	10
	Air flow rate	Nom.		l/s	6,787	7,356	9,023	11,309	9,023	11,309
	Speed			rpm	1,108					
Sound power level	Cooling	Nom.		dBA	80	82	84		86	
Sound pressure level	Cooling	Nom.		dBA	62	65	66	67	68	67
Operation range	Air side	Cooling	Min.~Max.	°CDB	-10~45					
	Water side	Cooling	Min.~Max.	°CDB	-10~15					
Refrigerant	Type / GWP				R-410A / 2,087.5					
	Circuits	Quantity			1					
Refrigerant charge	Per circuit			kg	8.0		10.0			12.0
				TCO_2eq	16.7		20.9			25.1
Piping connections	Evaporator water inlet/outlet (OD)				2" 1/2					
Unit	Starting current	Max		A	209	260	267	324	314	362
	Running current	Cooling	Nom.	A	54	58	63	78	71	90
		Max		A	65	71	78	95	85	109
Power supply	Phase/Frequency/Voltage			Hz/V	3~/50/400					

Air cooled multi-scroll chiller, high efficiency, standard/low sound

› Reliable and efficient scroll compressors with high EER values
› A series of advantages thanks to the use of large-capacity scroll compressors: increased competitiveness, reduced weight, clearances around the unit
› **Reduced footprint thanks to the V-shaped frame**
› Large operation range: ambient temperatures up to 52°C and down to -18°C
› Ideal solution for **a broad range of comfort and process applications**
› The unit can be equipped with a hydraulic module optimizing installation time, space and cost
› MicroTech III controller with superior control logic and easy interface

Cooling only				**EWAQ-E-XS/XL**	**180**	**200**	**230**	**260**	**320**	**340**
Cooling capacity	Nom.			kW	178	200	226	263	315	334
Power input	Cooling	Nom.		kW	58.0	65.4	73.8	86.2	103	110
Capacity control	Method				Step					
	Minimum capacity			%	50.0	43.0	50.0	33.0	27.0	33.0
EER					3.06				3.05	
ESEER					4.02	4.11	3.91	4.18	4.17	4.14
IPLV					4.50	4.68	4.51	4.83	4.76	4.66
Dimensions	Unit	Height		mm	2,271				2,447	
		Width		mm	1,224					
		Depth		mm	4,413		5,313		6,213	
Weight (XS)	Unit			kg	1,722	1,807	1,871	2,173	2,304	2,492
	Operation weight			kg	1,734	1,819	1,885	2,188	2,318	2,507
Weight (XL)	Unit			kg	1,876	1,965	2,032	2,370	2,507	2,705
	Operation weight			kg	1,889	1,978	2,047	2,385	2,522	2,719
Water heat exchanger	Type				Plate heat exchanger					
	Water volume			l	12		14			
	Water flow rate	Cooling	Nom.	l/s	8.5	9.6	10.8	12.6	15.1	16.0
	Water pressure drop	Cooling	Nom.	kPa	27	34	35	47		54
Air heat exchanger	Type				High efficiency fin and tube type with integral subcooler					
Compressor	Type				Scroll compressor					
	Quantity				2			3		
Fan	Type				Direct propeller					
	Quantity				4		5		6	
	Air flow rate	Nom.		l/s	21,845	21,148	26,874	25,884	32,953	32,065
	Speed			rpm	900					
Sound power level (XS)	Cooling	Nom.		dBA	93	94	96	95	96	97
Sound power level (XL)	Cooling	Nom.		dBA	91	92	93	92	93	94
Sound pressure level (XS)	Cooling	Nom.		dBA	75	76			77	
Sound pressure level (XL)	Cooling	Nom.		dBA	73				74	
Operation range	Water side	Cooling	Min.~Max.	°CDB	-13~18					
	Air side	Cooling	Min.~Max.	°CDB	-18~52					
Refrigerant	Type / GWP				R-410A / 2,087.5					
	Circuits	Quantity			1					
Refrigerant charge	Per circuit			kg	28.0	31.0	34.0	40.0	43.0	53.0
				TCO_2eq	58.5	64.7	71.0	83.5	89.8	110.6
Piping connections	Evaporator water inlet/outlet (OD)				3"					
Unit	Maximum starting current			A	384	482	500	447	563	577
	Nominal running current (RLA)	Cooling		A	103	115	129	151	179	190
	Maximum running current			A	133	147	165	195	227	241
Power supply	Phase/Frequency/Voltage			Hz/V	3~/50/400					

Air cooled multi-scroll chiller, high efficiency, reduced sound



EWAQ-E-XS/XL/XR



MicroTech III

Cooling only				EWAQ-E-XR	170	190	220	260	300	320
Cooling capacity	Nom.			kW	172	190	219	254	302	310
Power input	Cooling	Nom.		kW	56.5	63.6	71.8	85.4	102	107
Capacity control	Method				Step					
	Minimum capacity			%	50.0	43.0	50.0	33.0	27.0	33.0
EER					3.05	2.98	3.05	2.97	2.96	2.89
ESEER					4.45	4.57	4.33	4.65	4.62	4.50
IPLV					5.09	4.95	4.90	5.04	5.07	5.20
Dimensions	Unit	Height		mm	2,271					
		Width		mm	1,224					
		Depth		mm	4,413		5,313		6,213	
Weight	Unit			kg	1,970	2,064	2,134	2,489	2,632	2,840
	Operation weight			kg	1,982	2,076	2,148	2,503	2,647	2,855
Water heat exchanger	Type				Plate heat exchanger					
	Water volume			l	12		14			
	Water flow rate	Cooling	Nom.	l/s	8.2	9.1	10.5	12.1	14.5	14.8
	Water pressure drop	Cooling	Nom.	kPa	26	39	33	44	43	52
Air heat exchanger	Type				High efficiency fin and tube type with integral subcooler					
Compressor	Type				Scroll compressor					
	Quantity				2			3		
Fan	Type				Direct propeller					
	Quantity				4		5		6	
	Air flow rate	Nom.		l/s	16,743	18,405	20,618	20,056	25,243	28,009
	Speed			rpm	705	784	705			784
Sound power level	Cooling	Nom.		dBA	85	86	87	86	88	89
Sound pressure level	Cooling	Nom.		dBA	66	67	68	67	68	69
Operation range	Water side	Cooling	Min.~Max.	°CDB	-13~18					
	Air side	Cooling	Min.~Max.	°CDB	-18~52					
Refrigerant	Type / GWP				R-410A / 2,087.5					
	Circuits	Quantity			1					
Refrigerant charge	Per circuit			kg	28.0	31.0	27.0	35.0	43.0	53.0
				TCO_2eq	58.5	64.7	56.4	73.1	89.8	110.6
Piping connections	Evaporator water inlet/outlet (OD)				3"					
Unit	Maximum starting current			A	379	482	493	440	554	577
	Nominal running current (RLA)	Cooling		A	101	117	127	151	179	193
	Maximum running current			A	127	147	158	188	219	241
Power supply	Phase/Frequency/Voltage			Hz/V	3~/50/400					

Air cooled multi-scroll chiller, standard efficiency, standard/low sound

- Reliable and efficient scroll compressors with high EER values
- A series of advantages thanks to the use of large-capacity scroll compressors: increased competitiveness, reduced weight, clearances around the unit
- **2 truly independent refrigerant circuits**
- Reduced footprint thanks to the **V-shaped frame** (EWAQ210-350/400F-SS/SL & EWAQ200-330/370F-SR)
- Large operation range: ambient temperatures up to 52°C and down to -18°C
- The unit can be equipped with a hydraulic module optimizing installation time, space and cost
- Ideal solution for a broad range of comfort and process applications
- MicroTech III controller with superior control logic and easy interface

Cooling only				**EWAQ-F-SS/SL**	**210**	**230**	**250**	**280**	**320**	**350**	**360**	**400**	**410**	**480**	**550**	**610**
Cooling capacity	Nom.			kW	206	224	247	283	313	359		423	407	480	551	609
Power input	Cooling	Nom.		kW	73.3	84.9	93.6	109	122	141		154		187	207	229
Capacity control	Method				Step											
	Minimum capacity			%	25.0	22.0	25.0	23.0	25.0	21.0		25.0		17.0	14.0	17.0
EER					2.81	2.64		2.60	2.58	2.55		2.75	2.64	2.57	2.67	2.66
ESEER					3.79	3.77	3.81	3.74	3.78	3.73	4.02	3.74	4.04	4.13	4.05	4.08
IPLV					4.50	4.45	4.50	4.44	4.53	4.29	4.41	4.30	4.46	4.55	4.63	4.72
Dimensions	Unit	Height		mm	2,271						2,221	2,447	2,397	2,221		
		Width		mm	1,224						2,258	1,224	2,258			
		Depth		mm	4,413			5,313		6,213	3,210	6,213	3,210	4,110	5,010	
Weight (SS)	Unit			kg	2,058		2,130	2,202	2,284	2,409	2,509	2,659	2,759	2,990	3,336	3,558
	Operation weight			kg	2,070		2,142	2,216	2,298	2,424	2,524	2,699	2,799	3,036	3,382	3,604
Weight (SL)	Unit			kg	2,297		2,373	2,449	2,535	2,666	2,766	2,968	3,068	3,315	3,679	3,912
	Operation weight			kg	2,309		2,385	2,463	2,549	2,681	2,781	3,008	3,108	3,362	3,725	3,958
Water heat exchanger	Type				Plate heat exchanger											
	Water volume			l	12			14				40		46		
	Water flow rate	Cooling	Nom.	l/s	9.9	10.7	11.8	13.6	15.0	17.2		20.3	19.5	23.0	26.4	29.2
	Water pressure drop	Cooling	Nom.	kPa	37	43	53	56	69	30		27	32	35	46	56
Air heat exchanger	Type				High efficiency fin and tube type with integral subcooler											
Compressor	Type				Scroll compressor											
	Quantity				4									6		
Fan	Type				Direct propeller											
	Quantity				4			5		6				8	10	
	Air flow rate	Nom.		l/s	21,845		21,148	27,306	26,435	32,767		36,265	32,513	43,690	54,612	52,870
	Speed			rpm	900							980	900			
Sound power level (SS)	Cooling	Nom.		dBA	93	94	95			97					99	
Sound power level (SL)	Cooling	Nom.		dBA	91	92		93		94				95	96	
Sound pressure level (SS)	Cooling	Nom.		dBA	75		76			77	78				79	
Sound pressure level (SL)	Cooling	Nom.		dBA	73					74	75	74	75		76	
Operation range	Water side	Cooling	Min.~Max.	°CDB	-13~18											
	Air side	Cooling	Min.~Max.	°CDB	-18~52											
Refrigerant	Type / GWP				R-410A / 2,087.5											
	Circuits	Quantity			2											
Refrigerant charge	Per circuit			kg	14.0		15.5	16.5	20.0	23.0		27.0		28.0	32.5	40.0
				TCO_2eq	29.2		32.4	34.4	41.8	48.0		56.4		58.5	67.8	83.5
Piping connections	Evaporator water inlet/outlet (OD)				3"											
Unit	Maximum starting current			A	349	404	419	476	505	621		649		634	768	810
	Nominal running current (RLA)	Cooling		A	130	147	161	187	208	242		259	262	322	356	391
	Maximum running current			A	160	176	191	225	254	286		314		383	433	474
Power supply	Phase/Frequency/Voltage			Hz/V	3~/50/400											

Air cooled multi-scroll chiller, standard efficiency, reduced sound



EWAQ-F-SS/SL/SR



MicroTech III

Cooling only				EWAQ-F-SR	200	220	240	270	300	330	340	370	380	460	530	580
Cooling capacity	Nom.			kW	198	214	235	270	298	341		383		456	527	580
Power input	Cooling	Nom.		kW	73.4	86.0	95.6	110	125	144		159		191	208	233
Capacity control	Method				Step											
	Minimum capacity			%	25.0	22.0	25.0	23.0	25.0	21.0		25.0		17.0	14.0	17.0
EER					2.70	2.49	2.46	2.45	2.38	2.37		2.41		2.39	2.53	2.49
ESEER					4.27	4.20	4.13	4.16	4.08	4.10	4.27	4.03	4.16	4.53	4.49	4.43
IPLV					4.96	4.89	4.82	4.92	4.85	4.71	4.86	4.61	4.73	5.09	5.00	4.93
Dimensions	Unit	Height		mm	2,271						2,221	2,447	2,397	2,221		
		Width		mm	1,224						2,258	1,224	2,258			
		Depth		mm	4,413			5,313		6,213	3,210	6,213	3,210	4,110	5,010	
Weight	Unit			kg	2,412		2,491	2,571	2,661	2,799	2,899	3,116	3,216	3,481	3,863	4,108
	Operation weight			kg	2,424		2,504	2,585	2,676	2,814	2,914	3,156	3,256	3,527	3,909	4,154
Water heat exchanger	Type				Plate heat exchanger											
	Water volume			l	12			14				40		46		
	Water flow rate	Cooling	Nom.	l/s	9.5	10.2	11.3	13.0	14.3	16.3		18.3		21.8	25.2	27.8
	Water pressure drop	Cooling	Nom.	kPa	34	40	48	51	63	27		29		31	42	51
Air heat exchanger	Type				High efficiency fin and tube type with integral subcooler											
Compressor	Type				Scroll compressor											
	Quantity				4									6		
Fan	Type				Direct propeller											
	Quantity				4			5		6				8	10	
	Air flow rate	Nom.		l/s	16,743		16,285	20,929	20,356	25,115		24,922		33,487	41,858	40,713
	Speed			rpm	705											
Sound power level	Cooling	Nom.		dBA	85	86	87			89		90		89	91	92
Sound pressure level	Cooling	Nom.		dBA	66	67	68			69	70		71	70	71	72
Operation range	Water side	Cooling	Min.~Max.	°CDB	-13~18											
	Air side	Cooling	Min.~Max.	°CDB	-18~52											
Refrigerant	Type / GWP				R-410A / 2,087.5											
	Circuits	Quantity			2											
Refrigerant charge	Per circuit			kg	16.0		18.0	19.0	20.0	23.0		27.0		28.0	32.5	40.0
				TCO_2eq	33.4		37.6	39.7	41.8	48.0		56.4		58.5	67.8	83.5
Piping connections	Evaporator water inlet/outlet (OD)				3"											
Unit	Maximum starting current			A	344	398	414	469	498	613		641		623	754	796
	Nominal running current (RLA)	Cooling		A	129	149	164	189	214	247		270		328	359	398
	Maximum running current			A	155	170	186	218	247	277		305		372	419	460
Power supply	Phase/Frequency/Voltage			Hz/V	3~/50/400											

Air cooled multi-scroll chiller, high efficiency, standard/low sound

› Reliable and efficient scroll compressors with **high EER values**
› A series of advantages thanks to the use of large-capacity scroll compressors: increased competitiveness, reduced weight, clearances around the unit
› **2 truly independent refrigerant circuits**
› Reduced footprint thanks to the **V-shaped frame** (EWAQ170-310/350F-XS/XL & EWAQ170-300/330F-XR)
› Large operation range: ambient temperatures up to 52°C and down to -18°C
› The unit can be equipped with a hydraulic module optimizing installation time, space and cost
› Ideal solution for a broad range of comfort and process applications
› MicroTech III controller with superior control logic and easy interface

Cooling only				**EWAQ-F-XS/XL**	**170**	**200**	**220**	**250**	**310**	**320**	**350**	**360**	**400**	**430**	**450**	**520**	**610**	**680**
Cooling capacity	Nom.			kW	170	194	220	244	316		356		403	428	457	528	607	672
Power input	Cooling	Nom.		kW	54.8	62.2	70.6	78.3	102		115		130	137	146	170	198	219
Capacity control	Method				Step													
	Minimum capacity			%	25.0	21.0	25.0	22.0	23.0		25.0		21.0	20.0	25.0	17.0	14.0	17.0
EER					3.11	3.13	3.12		3.09				3.10	3.12		3.10	3.07	
ESEER					3.90	4.10	3.95	4.08	4.04	4.30	4.05	4.33	4.24	4.27	4.23	4.35	4.30	4.23
IPLV					4.56	4.76	4.67	4.70	4.67	4.60	4.64	4.80	4.72	4.65	4.61	4.95	4.82	4.68
Dimensions	Unit	Height		mm	2,271					2,221	2,271		2,221					
		Width		mm	1,224					2,258	1,224		2,258					
		Depth		mm	4,413		5,313		6,213	3,210	6,213	3,210	4,110			5,010		5,910
Weight (XS)	Unit			kg	1,688	1,958	2,210	2,339	2,500	2,600	2,632	2,732	2,744	2,845	2,861	3,569	3,667	4,054
	Operation weight			kg	1,700	1,973	2,225	2,353	2,514		2,672	2,772	2,784	2,891	2,907	3,615	3,727	4,115
Weight (XL)	Unit			kg	1,909	2,193	2,457	2,592	2,761	2,861	2,900	3,000	3,017	3,124	3,141	3,923	4,026	4,434
	Operation weight			kg	1,921	2,207	2,472	2,607	2,776	2,876	2,940	3,040	3,057	3,170	3,187	3,970	4,087	4,494
Water heat exchanger	Type				Plate heat exchanger													
	Water volume			l	12	14					40		46			60		
	Water flow rate	Cooling	Nom.	l/s	8.2	9.3	10.5	11.7	15.1		17.0		19.3	20.5	21.8	25.3	29.0	32.2
	Water pressure drop	Cooling	Nom.	kPa	25	27	34	42	22		23		31	29	30	41	44	55
Air heat exchanger	Type				High efficiency fin and tube type with integral subcooler													
Compressor	Type				Scroll compressor													
	Quantity				4											6		
Fan	Type				Direct propeller													
	Quantity				4		5		6				8			10		12
	Air flow rate	Nom.		l/s	21,845	21,148	26,874	25,204	31,722		30,245		42,296	40,326		50,408		60,489
	Speed			rpm	900													
Sound power level (XS)	Cooling	Nom.		dBA	91	93	94	95	96				97	98		99		100
Sound power level (XL)	Cooling	Nom.		dBA	90	91	92		93				95			96		97
Sound pressure level (XS)	Cooling	Nom.		dBA	72	74	75	76	77	76	77		78	79		78	79	
Sound pressure level (XL)	Cooling	Nom.		dBA	71	73			74				75			76		
Operation range	Water side	Cooling	Min.~Max.	°CDB	-13~18													
	Air side	Cooling	Min.~Max.	°CDB	-18~52													
Refrigerant	Type / GWP				R-410A / 2,087.5													
	Circuits	Quantity			2													
Refrigerant charge	Per circuit			kg	14.0	15.5	16.5	20.0	26.0				31.0			37.0	36.0	41.5
				TCO_2eq	29.2	32.4	34.4	41.8	54.3				64.7			77.2	75.2	86.6
Piping connections	Evaporator water inlet/outlet (OD)				3"													
Unit	Maximum starting current			A	281	338	353	408	480		509		629	643	657	642	768	818
	Nominal running current (RLA)	Cooling		A	110	117	128	141	181		202		229	240	254	300	343	379
	Maximum running current			A	138	149	164	180	229		258		294	308	322	391	433	482
Power supply	Phase/Frequency/Voltage			Hz/V	3~/50/400													

Air cooled multi-scroll chiller, high efficiency, reduced sound



EWAQ-F-XS/XL/XR



MicroTech III

Cooling only				EWAQ-F-XR	170	190	210	240	300	310	330	340	390	410	430	500	580	650
Cooling capacity	Nom.			kW	165	188	211	236	304		340		385	407	433	502	579	645
Power input	Cooling	Nom.		kW	53.0	61.2	68.7	77.3	101		117		128	136	146	170	200	219
Capacity control	Method				Step													
	Minimum capacity			%	25.0	21.0	25.0	22.0	23.0		25.0		21.0	20.0	25.0	17.0	14.0	17.0
EER					3.12	3.07	3.08	3.05	3.00		2.92		3.01	2.99	2.96		2.90	2.95
ESEER					4.53	4.64	4.51	4.60	4.53	4.68	4.44	4.63	4.68	4.64	4.54	4.82	4.69	4.65
IPLV					5.25	5.04	5.19	5.27	5.04	5.16	5.01	4.89	5.04	4.90	4.99	5.13	5.15	5.18
Dimensions	Unit	Height		mm	2,271					2,221	2,271		2,221					
		Width		mm	1,224					2,258	1,224		2,258					
		Depth		mm	4,413		5,313		6,213	3,210	6,213	3,210	4,110			5,010		5,910
Weight	Unit			kg	2,004	2,303	2,580	2,722	2,900	3,000	3,045	3,145	3,168	3,280	3,298	4,120	4,228	4,655
	Operation weight			kg	2,017	2,317	2,594	2,736	2,914	3,014	3,085	3,185	3,208	3,326	3,344	4,166	4,288	4,716
Water heat exchanger	Type				Plate heat exchanger													
	Water volume			l	12	14					40			46			60	
	Water flow rate	Cooling	Nom.	l/s	7.9	9.0	10.1	11.3	14.5		16.3		18.4	19.5	20.7	24.0	27.7	30.9
	Water pressure drop	Cooling	Nom.	kPa	24	25	31	39	21				28	26	27	38	40	51
Air heat exchanger	Type				High efficiency fin and tube type with integral subcooler													
Compressor	Type				Scroll compressor													
	Quantity				4											6		
Fan	Type				Direct propeller													
	Quantity				4		5		6				8			10		12
	Air flow rate	Nom.		l/s	16,743	16,285	20,618	19,522	24,428		23,426		32,570	31,235		39,044		46,852
	Speed			rpm	705													
Sound power level	Cooling	Nom.		dBA	83	84	85	86	87				89		90	89	90	92
Sound pressure level	Cooling	Nom.		dBA	64	65	66	67		68	67	68	69	70		69	70	71
Operation range	Water side	Cooling	Min.~Max.	°CDB	-13~18													
	Air side	Cooling	Min.~Max.	°CDB	-18~52													
Refrigerant	Type / GWP				R-410A / 2,087.5													
	Circuits	Quantity			2													
Refrigerant charge	Per circuit			kg	14.0	15.5	16.5	20.0	24.0	26.0			31.0			35.0	36.0	41.5
				TCO_2eq	29.2	32.4	34.4	41.8	50.1	54.3			64.7			73.1	75.2	86.6
Piping connections	Evaporator water inlet/outlet (OD)				3"													
Unit	Maximum starting current			A	276	332	346	401	472		501		618	632	646	628	754	801
	Nominal running current (RLA)	Cooling		A	107	116	125	139	180		204		226	239	255	300	347	380
	Maximum running current			A	132	143	157	173	220		249		283	296	310	377	419	465
Power supply	Phase/Frequency/Voltage			Hz/V	3~/50/400													

Air cooled multi-scroll inverter chiller, high efficiency, standard sound

› High efficiency **DC inverter scroll** compressors
› Advanced compressor and fan design resulting in low operating sound levels
› Dual independent refrigerant circuit for built-in redundancy and reliable operation
› Wide operating range in cooling mode
› Reduced footprint thanks to the **V-shaped frame** (EWAQ210GZXS & EWAQ190GZXR)
› MicroTech III controller with superior control logic and easy interface

Cooling only				**EWAQ-GZXS**	**210**	**270**	**320**	**340**	**400**
Cooling capacity	Nom.			kW	201	270	323	340	395
Power input	Cooling	Nom.		kW	72.5	94.0	122	117	144
Capacity control	Method				Stepless				
	Minimum capacity			%	14.4	14.3	14.9	14.3	14.8
EER					2.77	2.87	2.64	2.92	2.75
ESEER					4.79	4.89	4.90	4.77	4.78
IPLV					5.11	5.26	5.40	5.21	5.23
Dimensions	Unit	Height		mm	2,270	2,223			
		Width		mm	1,290	2,234			
		Depth		mm	4,450	3,560		4,460	
Weight	Unit			kg	1,600	2,100	2,150	2,400	2,500
	Operation weight			kg	1,677	2,233	2,297	2,575	2,688
Water heat exchanger	Type				Plate heat exchanger				
	Water volume			l	29	61	75	79	92
	Water flow rate	Cooling	Nom.	l/s	9.6	12.9	15.4	16.3	18.9
	Water pressure drop	Cooling	Total	kPa	27	14	15	16	18
Air heat exchanger	Type				High efficiency fin and tube type with integral subcooler				
Compressor	Type				DC Inverter Scroll				
	Quantity				6	8	10		12
Fan	Type				Direct propeller				
	Quantity				4	6		8	
	Air flow rate	Nom.		l/s	17,473	26,209		34,946	
	Speed			rpm	920				
Sound power level	Cooling	Nom.		dBA	92	94		96	
Sound pressure level	Cooling	Nom.		dBA	75	78			79
Operation range	Water side	Cooling	Min.~Max.	°CDB	-8~20				
	Air side	Cooling	Min.~Max.	°CDB	-18~43				
Refrigerant	Type / GWP				R-410A / 2,087.5				
	Circuits	Quantity			1	2			
Refrigerant charge	Per circuit			kg	48.0	36.0		48.0	
				TCO_2eq	100.2	75.2		100.2	
Piping connections	Evaporator water inlet/outlet (OD)				2.5"	4.5"			
Unit	Maximum starting current			A	2				
	Nominal running current (RLA)	Cooling		A	114	155	195	189	227
	Maximum running current			A	155	236	281	286	309
Power supply	Phase/Frequency/Voltage			Hz/V	3~/50/400				

Air cooled multi-scroll inverter chiller, high efficiency, reduced sound



EWAQ-GZXS/XR MicroTech III

Cooling only				EWAQ-GZXR	190	270	320	340	390
Cooling capacity	Nom.			kW	196	264	315	334	386
Power input	Cooling	Nom.		kW	73.3	94.8	124	117	145
Capacity control	Method				Stepless				
	Minimum capacity			%	14.4	14.3	14.9	14.3	14.8
EER					2.68	2.79	2.53	2.86	2.65
ESEER					4.88	4.95	5.05	5.07	
IPLV					5.16	5.25		5.27	5.24
Dimensions	Unit	Height		mm	2,270	2,223			
		Width		mm	1,290	2,234			2,241
		Depth		mm	4,450	3,560		4,460	
Weight	Unit			kg	1,618	2,124	2,180	2,430	2,536
	Operation weight			kg	1,695	2,257	2,327	2,605	2,724
Water heat exchanger	Type				Plate heat exchanger				
	Water volume			l	29	61	75	79	92
	Water flow rate	Cooling	Nom.	l/s	9.4	12.6	15.0	16.0	18.5
	Water pressure drop	Cooling	Total	kPa	26	14	15		17
Air heat exchanger	Type				High efficiency fin and tube type with integral subcooler				
Compressor	Type				DC Inverter Scroll				
	Quantity				6	8	10		12
Fan	Type				Direct propeller				
	Quantity				4	6		8	
	Air flow rate	Nom.		l/s	15,131	22,697		30,263	
	Speed			rpm	715				
Sound power level	Cooling	Nom.		dBA	89	91		92	
Sound pressure level	Cooling	Nom.		dBA	72	74		75	
Operation range	Water side	Cooling	Min.~Max.	°CDB	-8~20				
	Air side	Cooling	Min.~Max.	°CDB	-18~43				
Refrigerant	Type / GWP				R-410A / 2,087.5				
	Circuits	Quantity			1	2			
Refrigerant charge	Per circuit			kg	48.0	36.0		48.0	
				TCO_2Eq	100.2	75.2		100.2	
Piping connections	Evaporator water inlet/outlet (OD)				2.5"	4.5"			
Unit	Maximum starting current			A	2				
	Nominal running current (RLA)	Cooling		A	116	157	199	190	231
	Maximum running current			A	153	234	279	283	306
Power supply	Phase/Frequency/Voltage			Hz/V	3~/50/400				

Air cooled screw chiller, standard efficiency, standard sound

› One refrigerant circuit with single screw compressor
› **Compact design** with brazed plate heat exchanger
› Large operation range (ambient temperature down to -18°C)
› Water supply down to -15°C

Cooling only				**EWAD-E-SS**	**100**	**120**	**140**	**160**	**180**	**210**	**260**	**310**	**360**	**410**
Cooling capacity	Nom.			kW	101	121	138	163	183	213	255	306	359	411
Power input	Cooling	Nom.		kW	39.1	47.5	53.9	60.9	69.0	72.4	87.8	112	134	147
Capacity control	Method				Stepless									
	Minimum capacity			%	25.0									
EER					2.58	2.54	2.55	2.67	2.64	2.95	2.90	2.73	2.67	2.80
ESEER					2.84	2.83	2.66	2.84	2.73	2.93	3.08	2.96	3.13	3.24
IPLV					3.36	3.25	2.98	3.13	3.25	3.48	3.68	3.56	3.61	3.65
Dimensions	Unit	Height		mm	2,273						2,223			
		Width		mm	1,292						2,236			
		Depth		mm	2,165		3,065		3,965		3,070			
Weight	Unit			kg	1,684		1,861		2,086		2,919			
	Operation weight			kg	1,699		1,881		2,116		2,963			
Water heat exchanger	Type				Plate heat exchanger									
	Water volume			l	12	15	17	20	24	30	25	30	36	44
	Water flow rate	Cooling	Nom.	l/s	4.8	5.8	6.6	7.8	8.7	10.2	12.2	14.6	17.2	19.7
	Water pressure drop	Cooling	Nom.	kPa	24	25	23	24	22	21	47	48		45
Air heat exchanger	Type				High efficiency fin and tube type with integral subcooler									
Compressor	Type				Single screw compressor						Asymmetric single screw compressor			
	Quantity				1									
Fan	Type				Direct propeller									
	Quantity				2		3		4		6			
	Air flow rate	Nom.		l/s	10,924	10,576	16,386	15,865	21,848	21,153	32,772		31,729	
	Speed			rpm	900									
Sound power level	Cooling	Nom.		dBA	92				93		94			95
Sound pressure level	Cooling	Nom.		dBA	74					75				76
Operation range	Water side	Cooling	Min.~Max.	°CDB	-15~15									
	Air side	Cooling	Min.~Max.	°CDB	-18~48									
Refrigerant	Type / GWP				R-134a / 1,430									
	Circuits	Quantity			1									
Refrigerant charge	Per circuit			kg	18.0	21.0	23.0	28.0	34.0	39.0	46.0		56.0	74.0
				TCO_2eq	25.7	30.0	32.9	40.0	48.6	55.8	65.8		80.1	105.8
Piping connections	Evaporator water inlet/outlet (OD)				3“									
Unit	Maximum starting current			A	151		195		288		330	410		
	Nominal running current (RLA)	Cooling		A	67	81	92	102	116	121	148	185	220	241
	Maximum running current			A	86	103	119	132	157	164	198	242	284	298
Power supply	Phase/Frequency/Voltage			Hz/V	3~/50/400									

Air cooled screw chiller, standard efficiency, low sound



EWAD-E-SS/SL MicroTech III

Cooling only				EWAD-E-SL	100	120	130	160	180	210	250	300	350	400
Cooling capacity	Nom.			kW	97.6	116	134	157	177	208	248	295	344	397
Power input	Cooling	Nom.		kW	39.2	48.3	53.4	60.8	68.3	72.8	85.4	111	135	152
Capacity control	Method				Stepless									
	Minimum capacity			%	25.0									
EER					2.49	2.39	2.50	2.57	2.59	2.86	2.90	2.65	2.55	2.62
ESEER					2.92	2.88	2.76	2.91	2.98	3.22	3.44	3.31	3.24	3.35
IPLV					3.32	3.21	3.30	3.46	3.28	3.48	3.86	3.75	3.63	3.76
Dimensions	Unit	Height		mm	2,273						2,223			
		Width		mm	1,292						2,236			
		Depth		mm	2,165		3,065		3,965		3,070			
Weight	Unit			kg	1,784		1,961		2,186		3,029			
	Operation weight			kg	1,799		1,981		2,216		3,073			
Water heat exchanger	Type				Plate heat exchanger									
	Water volume			l	12	15	17	20	24	30	25	30	36	44
	Water flow rate	Cooling	Nom.	l/s	4.7	5.5	6.4	7.5	8.4	10.0	11.9	14.1	16.5	19.0
	Water pressure drop	Cooling	Nom.	kPa	23		22	23	21	20	45		44	42
Air heat exchanger	Type				High efficiency fin and tube type with integral subcooler									
Compressor	Type				Single screw compressor						Asymmetric single screw compressor			
	Quantity				1									
Fan	Type				Direct propeller									
	Quantity				2		3		4		6			
	Air flow rate	Nom.		l/s	8,373	8,144	12,560	12,216	16,747	16,288	25,120		24,432	
	Speed			rpm	700									
Sound power level	Cooling	Nom.		dBA	89		90				92			93
Sound pressure level	Cooling	Nom.		dBA	71						73			74
Operation range	Water side	Cooling	Min.~Max.	°CDB	-15~15									
	Air side	Cooling	Min.~Max.	°CDB	-18~48									
Refrigerant	Type / GWP				R-134a / 1,430									
	Circuits	Quantity			1									
Refrigerant charge	Per circuit			kg	18.0	21.0	23.0	28.0	34.0	39.0	46.0		56.0	74.0
				TCO_2eq	25.7	30.0	32.9	40.0	48.6	55.8	65.8		80.1	105.8
Piping connections	Evaporator water inlet/outlet (OD)				3"									
Unit	Maximum starting current			A	151		195		288		330	410		
	Nominal running current (RLA)	Cooling		A	67	83	92	103	116	122	144	184	223	249
	Maximum running current			A	83	100	115	128	151	158	189	234	276	290
Power supply	Phase/Frequency/Voltage			Hz/V	3~/50/400									

Air cooled screw chiller, standard efficiency, standard sound

› 2 truly independent refrigerant circuits
› Stepless single-screw compressor
› Optimised for use with R-134a
› Large operation range (ambient temperature down to -18°C)
› MicroTech III controller with superior control logic and easy interface

Cooling only				EWAD-D-SS	390	440	470	510	530	560	580
Cooling capacity	Nom.			kW	388	435	463	500	529	553	575
Power input	Cooling	Nom.		kW	154	165	169	186	196	207	199
Capacity control	Method				Stepless						
	Minimum capacity			%	12.5						
EER					2.52	2.63	2.74	2.70		2.67	2.89
ESEER					3.26	3.43	3.44	3.41		3.45	3.29
IPLV					3.75	3.86	3.89	3.96		4.11	3.96
Dimensions	Unit	Height		mm	2,223						
		Width		mm	2,234						
		Depth		mm	3,139	4,040					
Weight	Unit			kg	2,960	4,030	4,220	4,230			4,235
	Operation weight			kg	3,090	4,195	4,395				
Water heat exchanger	Type				Single pass shell & tube						
	Water volume			l	130	165	175	165			160
	Water flow rate	Cooling	Nom.	l/s	18.6	20.8	22.2	24.0	25.4	26.5	27.6
	Water pressure drop	Cooling	Nom.	kPa	46	38	67	47	52	57	51
Air heat exchanger	Type				High efficiency fin and tube type with integral subcooler						
Compressor	Type				Single screw compressor	Asymmetric single screw compressor					
	Quantity				2						
Fan	Type				Direct propeller						
	Quantity				6		8				
	Air flow rate	Nom.		l/s	32,772	31,729	43,696				42,306
	Speed			rpm	890						
Sound power level	Cooling	Nom.		dBA	96	97			98	99	
Sound pressure level	Cooling	Nom.		dBA	77				79		
Operation range	Water side	Cooling	Min.~Max.	°CDB	-15~15						
	Air side	Cooling	Min.~Max.	°CDB	-18~48						
Refrigerant	Type / GWP				R-134a / 1,430						
	Circuits	Quantity			2						
Refrigerant charge	Per circuit			kg	28.0	33.0	36.0	38.0	40.0	43.0	47.0
				TCO_2eq	40.0	47.2	51.5	54.3	57.2	61.5	67.2
Piping connections	Evaporator water inlet/outlet (OD)				5.5"						
Unit	Maximum starting current			A	419	464	485		494		
	Nominal running current (RLA)	Cooling		A	254	274	281	306	321	336	324
	Maximum running current			A	312	330	359	380	391	402	
Power supply	Phase/Frequency/Voltage			Hz/V	3~/50/400						

Air cooled screw chiller, standard efficiency, low sound



EWAD-D-SS/SL MicroTech III

Cooling only				EWAD-D-SL	180	200	230	250	260	280	300	320	370	400	440	480	510	530
Cooling capacity	Nom.			kW	183	197	224	244	260	274	297	320	368	402	438	475	503	531
Power input	Cooling	Nom.		kW	82.0	80.2	85.6	94.4	102	109	121	125	135	171	172	188	205	197
Capacity control	Method				Stepless													
	Minimum capacity			%	12.5													
EER					2.24	2.46	2.62	2.58	2.54	2.50	2.46	2.56	2.72	2.36	2.55	2.53	2.46	2.70
ESEER					2.91	3.03	3.21	3.11	3.16	3.13	3.10	3.14	3.31	3.54	3.56	3.46	3.56	3.66
IPLV					3.43	3.56	3.73	3.63	3.66	3.63	3.59	3.62	3.84	3.85	4.06	3.96	4.07	4.14
Dimensions	Unit	Height		mm	2,355									2,223				
		Width		mm	2,234													
		Depth		mm	2,239		3,139					4,040						
Weight	Unit			kg	2,475	2,470	2,860					3,187		4,030	4,220	4,230		4,235
	Operation weight			kg	2,500		2,960					3,300		4,195	4,395			
Water heat exchanger	Type				Plate heat exchanger		Single pass shell & tube											
	Water volume			l	25	30	100					130		165	170		165	160
	Water flow rate	Cooling	Nom.	l/s	8.8	9.4	10.7	11.7	12.5	13.1	14.2	15.3	17.7	19.3	21.0	22.8	24.1	25.4
	Water pressure drop	Cooling	Nom.	kPa	29	22	58	49	54	59	60	55	67	48	62	54	48	43
Air heat exchanger	Type				High efficiency fin and tube type with integral subcooler													
Compressor	Type				Single screw compressor									Asymmetric single screw compressor				
	Quantity				2													
Fan	Type				Direct propeller													
	Quantity				4		6					8		6	8			
	Air flow rate	Nom.		l/s	15,295	14,868	22,943		22,623	22,302		30,591		24,432	33,493			32,576
	Speed			rpm	900									705				
Sound power level	Cooling	Nom.		dBA	94							95	97	94			96	
Sound pressure level	Cooling	Nom.		dBA	75								78	75			76	77
Operation range	Water side	Cooling	Min.~Max.	°CDB	-15~15													
	Air side	Cooling	Min.~Max.	°CDB	-18~48													
Refrigerant	Type / GWP				R-134a / 1,430													
	Circuits	Quantity			2													
Refrigerant charge	Per circuit			kg	18.0	21.0	23.0	26.0	28.0	29.0			35.0	36.0	34.0		40.0	43.0
				TCO_2eq	25.7	30.0	32.9	37.2	40.0	41.5			50.1	51.5	48.6		57.2	61.5
Piping connections	Evaporator water inlet/outlet (OD)				3"		4"					5"						
Unit	Maximum starting current			A	218		234		277	286	298	300	305	460	480		488	
	Nominal running current (RLA)	Cooling		A	135	133	141	155	166	176	192	200	214	281	285	308	334	323
	Maximum running current			A	165		186	202	213	224	238	258	269	322	348	368	379	
Power supply	Phase/Frequency/Voltage			Hz/V	3~/50/400													

Air cooled screw chiller, standard efficiency, reduced sound

› 2 truly independent refrigerant circuits
› Stepless single-screw compressor
› Optimised for use with R-134a
› Large operation range (ambient temperature down to -18°C)
› MicroTech III controller with superior control logic and easy interface

Cooling only				**EWAD-D-SR**	**180**	**190**	**220**	**240**	**250**	**270**	**280**	**310**	**370**	**400**	**440**	**480**	**510**	**530**
Cooling capacity	Nom.			kW	177	190	218	237	251	263	277	310	364	402	438	475	503	531
Power input	Cooling	Nom.		kW	84.5	83.1	86.2	95.6	104	112	123	127	140	171	172	188	205	197
Capacity control	Method				Stepless													
	Minimum capacity			%	12.5													
EER					2.09	2.28	2.53	2.48	2.41	2.34	2.25	2.45	2.60	2.36	2.55	2.53	2.46	2.70
ESEER					2.80	2.91	3.24	3.11	3.13	3.07	3.04	3.15	3.32	3.54	3.56	3.46	3.56	3.66
IPLV					3.29	3.42	3.74	3.59		3.56	3.53	3.70	3.88	3.90	4.06	3.96	4.07	4.14
Dimensions	Unit	Height		mm	2,355									2,223				
		Width		mm	2,234													
		Depth		mm	2,239		3,139					4,040						
Weight	Unit			kg	2,620		2,890					3,335		4,040	4,240			
	Operation weight			kg	2,650		3,100					3,450		4,342	4,542			
Water heat exchanger	Type				Plate heat exchanger		Single pass shell & tube											
	Water volume			l	25	30	100					130		165	170		165	160
	Water flow rate	Cooling	Nom.	l/s	8.5	9.1	10.4	11.3	12.0	12.6	13.3	14.9	17.4	19.3	21.0	22.8	24.1	25.4
	Water pressure drop	Cooling	Nom.	kPa	27	20	55	47	51	55		53	65	48	62	54	48	43
Air heat exchanger	Type				High efficiency fin and tube type with integral subcooler													
Compressor	Type				Single screw compressor									Asymmetric single screw compressor				
	Quantity				2													
Fan	Type				Direct propeller													
	Quantity				4		6					8		6	8			
	Air flow rate	Nom.		l/s	12,389	11,928	18,583		18,237	17,892		24,777		24,432	33,493			32,576
	Speed			rpm	680									705				
Sound power level	Cooling	Nom.		dBA	89							90	92	91			92	93
Sound pressure level	Cooling	Nom.		dBA	70								73	71			73	
Operation range	Water side	Cooling	Min.~Max.	°CDB	-15~15													
	Air side	Cooling	Min.~Max.	°CDB	-18~48													
Refrigerant	Type / GWP				R-134a / 1,430													
	Circuits	Quantity			2													
Refrigerant charge	Per circuit			kg	18.0	21.0	24.0		25.0		29.0		33.0	35.0	40.0	39.0	40.0	43.0
				TCO_2eq	25.7	30.0	34.3		35.8		41.5		47.2	50.1	57.2	55.8	57.2	61.5
Piping connections	Evaporator water inlet/outlet (OD)				3"		4"					5"						
Unit	Maximum starting current			A	217		232		275	284	295	297	302	460	480		488	
	Nominal running current (RLA)	Cooling		A	140	138	143	157	169	181	199	203	219	281	285	308	334	323
	Maximum running current			A	162		182	198	209	219	234	252	263	322	348	368	379	
Power supply	Phase/Frequency/Voltage			Hz/V	3~/50/400													

Air cooled screw chiller. standard efficiency. extra low sound



EWAD-D-SR/SX MicroTech III

Cooling only				EWAD-D-SX	210	230	250	270	290	300	310	370	410	450	490
Cooling capacity	Nom.			kW	202	230	252	270	285	298	308	369	412	449	490
Power input	Cooling	Nom.		kW	80.8	86.0	94.4	105	115	127	137	150	171	175	189
Capacity control	Method				Stepless										
	Minimum capacity			%	12.5										
EER					2.50	2.68	2.67	2.56	2.47	2.35	2.25	2.46	2.41	2.56	2.60
ESEER					3.29	3.52	3.41	3.44	3.34	3.29	3.15	3.14	3.39	3.50	3.47
IPLV					3.82	4.08	3.99	4.01	3.92	3.84	3.69	4.03	3.90	3.98	3.90
Dimensions	Unit	Height		mm	2.420										
		Width		mm	2.234										
		Depth		mm	3.139	4.040								4.940	
Weight	Unit			kg	3.110	3.475		3.425	3.430			3.560	4.302	4.506	4.581
	Operation weight			kg	3.200	3.590						3.735	4.472	4.676	4.746
Water heat exchanger	Type				Single pass shell & tube										
	Water volume			l	90	115		165	160			175	170		165
	Water flow rate	Cooling	Nom.	l/s	9.7	11.0	12.1	12.9	13.7	14.3	14.7	17.7	19.7	21.5	23.5
	Water pressure drop	Cooling	Nom.	kPa	45	34	38		35	38	41	45	44	50	45
Air heat exchanger	Type				High efficiency fin and tube type with integral subcooler										
Compressor	Type				Single screw compressor								Asymmetric single screw compressor		
	Quantity				2										
Fan	Type				Direct propeller										
	Quantity				6	8								9	10
	Air flow rate	Nom.		l/s	12.876	17.892	17.169					26.496		28.982	33.120
	Speed			rpm	500										
Sound power level	Cooling	Nom.		dBA	84	85								86	
Sound pressure level	Cooling	Nom.		dBA	65									66	
Operation range	Water side	Cooling	Min.~Max.	°CDB	-15~15										
	Air side	Cooling	Min.~Max.	°CDB	-18~48										
Refrigerant	Type / GWP				R-134a / 1,430										
	Circuits	Quantity			2										
Refrigerant charge	Per circuit			kg	21.0	24.0	26.0	32.0	33.0	34.0			35.0	38.0	40.0
				TCO_2eq	30.0	34.3	37.2	45.8	47.2	48.6			50.1	54.3	57.2
Piping connections	Evaporator water inlet/outlet (OD)				4"							5"			
Unit	Maximum starting current			A	218	232		276	284	296		406	457	475	
	Nominal running current (RLA)	Cooling		A	135	143	157	173	188	204	220	231	272	280	298
	Maximum running current			A	164	183	199	210	221	235	250	291	316	338	360
Power supply	Phase/Frequency/Voltage			Hz/V	3~/50/400										

Air cooled screw chiller, high efficiency, standard sound

› 2 truly independent refrigerant circuits
› Stepless single-screw compressor
› Optimised for use with R-134a
› Large operation range (ambient temperature down to -18°C)
› MicroTech III controller with superior control logic and easy interface

Cooling only				**EWAD-D-XS**	**250**	**280**	**300**	**330**	**350**	**380**	**400**	**470**	**520**	**580**	**620**
Cooling capacity	Nom.			kW	246	274	300	326	350	374	399	467	522	573	620
Power input	Cooling	Nom.		kW	80.1	88.2	95.4	105	114	121	129	152	169	183	196
Capacity control	Method				Stepless										
	Minimum capacity			%	12.5										
EER					3.07	3.11	3.15	3.10	3.06	3.08	3.10	3.07	3.09	3.12	3.16
ESEER					3.45	3.49	3.51	3.73	3.56	3.47	3.48	3.72	3.88	3.89	3.75
IPLV					3.98	4.00		4.08	4.07	4.06	3.98	4.16	4.83		4.61
Dimensions	Unit	Height		mm	2,355							2,223			
		Width		mm	2,234										
		Depth		mm	3,138	4,040							4,940		
Weight	Unit			kg	2,905	3,285		3,235	3,240			3,510	4,670	4,685	
	Operation weight			kg	3,000	3,400						3,780	4,940		
Water heat exchanger	Type				Single pass shell & tube										
	Water volume			l	95	115		165	160			270		255	
	Water flow rate	Cooling	Nom.	l/s	11.8	13.1	14.4	15.6	16.7	17.9	19.1	22.4	25.0	27.4	29.7
	Water pressure drop	Cooling	Nom.	kPa	48	45	49	46	51	58	64	47	63	56	38
Air heat exchanger	Type				High efficiency fin and tube type with integral subcooler										
Compressor	Type				Single screw compressor								Asymmetric single screw compressor		
	Quantity				2										
Fan	Type				Direct propeller										
	Quantity				6	8							10		
	Air flow rate	Nom.		l/s	22,302	30,591	29,736			43,001	42,306	43,696	54,620		
	Speed			rpm	900					890					
Sound power level	Cooling	Nom.		dBA	97					99					
Sound pressure level	Cooling	Nom.		dBA	78					79					
Operation range	Water side	Cooling	Min.~Max.	°CDB	-15~15										
	Air side	Cooling	Min.~Max.	°CDB	-18~48										
Refrigerant	Type / GWP				R-134a / 1,430										
	Circuits	Quantity			2										
Refrigerant charge	Per circuit			kg	29.0	33.0	35.0	38.0	35.0		39.0	42.0	45.0		50.0
				TCO_2eq	41.5	47.2	50.1	54.3	50.1		55.8	60.1	64.4		71.5
Piping connections	Evaporator water inlet/outlet (OD)				4"							6"			
Unit	Maximum starting current			A	224	240		283	292	312		423	480	498	
	Nominal running current (RLA)	Cooling		A	132	145	158	172	185	203	213	253	283	305	324
	Maximum running current			A	178	199	216	227	239	268	283	328	365	387	410
Power supply	Phase/Frequency/Voltage			Hz/V	3~/50/400										

Air cooled screw chiller, high efficiency, reduced sound



EWAD-D-XS/XR MicroTech III

Cooling only				EWAD-D-XR	240	270	300	320	350	370	390	460	510	560	600
Cooling capacity	Nom.			kW	242	271	294	321	343	369	393	453	510	559	598
Power input	Cooling	Nom.		kW	81.6	88.0	96.3	107	117	121	129	154	169	185	200
Capacity control	Method				Stepless										
	Minimum capacity			%	12.5										
EER					2.96	3.07	3.06	3.00	2.94	3.06	3.05	2.95	3.01	3.02	2.99
ESEER					3.52	3.59	3.58	3.71	3.60	3.89	3.71	3.77	3.99		3.81
IPLV					4.03	4.11	4.12	4.17	4.13	4.28	4.25	4.36	4.79	4.78	4.47
Dimensions	Unit	Height		mm	2,355							2,223			
		Width		mm	2,234										
		Depth		mm	3,138	4,040							4,940		
Weight	Unit			kg	3,005	3,385		3,335	3,340			3,610	4,770	4,785	
	Operation weight			kg	3,100	3,500						3,880	5,040		
Water heat exchanger	Type				Single pass shell & tube										
	Water volume			l	95	115		165	160			270		255	
	Water flow rate	Cooling	Nom.	l/s	11.6	13.0	14.1	15.4	16.4	17.7	18.8	21.7	24.4	26.8	28.6
	Water pressure drop	Cooling	Nom.	kPa	47	44	48	45	49	56		45	60	54	36
Air heat exchanger	Type				High efficiency fin and tube type with integral subcooler										
Compressor	Type				Single screw compressor								Asymmetric single screw compressor		
	Quantity				2										
Fan	Type				Direct propeller										
	Quantity				6	8							10		
	Air flow rate	Nom.		l/s	17,892	24,777	23,856			33,035	32,576	33,493	41,867		
	Speed			rpm	680					705					
Sound power level	Cooling	Nom.		dBA	92					93			94		
Sound pressure level	Cooling	Nom.		dBA	73					74					
Operation range	Water side	Cooling	Min.~Max.	°CDB	-15~15										
	Air side	Cooling	Min.~Max.	°CDB	-18~48										
Refrigerant	Type / GWP				R-134a / 1,430										
	Circuits	Quantity			2										
Refrigerant charge	Per circuit			kg	30.0	31.0	38.0	39.0	40.0	39.0		34.0	45.0	47.0	50.0
				TCO_2eq	42.9	44.3	54.3	55.8	57.2	55.8		48.6	64.4	67.2	71.5
Piping connections	Evaporator water inlet/outlet (OD)				4"							6"			
Unit	Maximum starting current			A	222	237		280	289	306		417	473	491	
	Nominal running current (RLA)	Cooling		A	134	144	160	175	188	200	213	256	283	308	330
	Maximum running current			A	173	193	210	222	233	257	272	317	351	373	396
Power supply	Phase/Frequency/Voltage			Hz/V	3~/50/400										

Air cooled screw chiller, high ambient, standard sound

- **High ambient**
- Stepless single-screw compressor
- Optimised for use with R-134a
- Large operation range (ambient temperature down to -18°C)
- MicroTech III controller with superior control logic and easy interface



EWAD-D-HS MicroTech III

Cooling only				EWAD-D-HS	200	210	230	260	270	290	310	340	380	420	450	480	510	550	590
Cooling capacity	Nom.			kW	194	208	233	255	272	288	305	334	379	413	446	476	512	545	585
Power input	Cooling	Nom.		kW	77.9	76.0	83.9	92.1	98.9	105	114	122	129	143	152	164	177	185	194
Capacity control	Method				Stepless														
	Minimum capacity			%	12.5														
EER					2.49	2.73	2.77		2.75	2.73	2.68	2.75	2.93	2.90	2.93	2.90	2.89	2.95	3.02
ESEER					3.02	3.16	3.24	3.11	3.20	3.18	3.17	3.15	3.46	3.50	3.57		3.55	3.60	3.68
IPLV					3.56	3.74	3.77	3.66	3.74	3.73	3.72	3.64	3.99	4.00	4.05	3.99	4.10	4.18	4.50
Dimensions	Unit	Height		mm	2,223														
		Width		mm	2,234														
		Depth		mm	2,239		3,339					4,040				4,940			
Weight	Unit			kg	2,475	2,470	2,865		2,870			3,185		3,277	3,942	4,356	4,361		4,366
	Operation weight			kg	2,500		2,960					3,300		3,447	4,112		4,526		
Water heat exchanger	Type				Plate heat exchanger		Single pass shell & tube												
	Water volume			l	25	30	95		90			115		170			165		160
	Water flow rate	Cooling	Nom.	l/s	9.3	9.9	11.1	12.2	13.1	13.8	14.6	16.0	18.2	19.8	21.4	22.8	24.5	26.1	28.0
	Water pressure drop	Cooling	Nom.	kPa	32	24	46	52	54	59	64	58	70	46	53	58	51	56	53
Air heat exchanger	Type				High efficiency fin and tube type with integral subcooler														
Compressor	Type				Single screw compressor										Asymmetric single screw compressor				
	Quantity				2														
Fan	Type				Direct propeller														
	Quantity				4		6					8				10			
	Air flow rate	Nom.		l/s	21,848	21,153	32,772		32,251	31,729		43,696			42,306	54,620			
	Speed	Cooling	Nom.	rpm	890														
Sound power level	Cooling	Nom.		dBA	96							97	99	97	98		99	100	
Sound pressure level	Cooling	Nom.		dBA	77								79	77	78		79	80	
Operation range	Water side	Cooling	Min.~Max.	°CDB	-15~15														
	Air side	Cooling	Min.~Max.	°CDB	-18~48														
Refrigerant	Type / GWP				R-134a / 1,430														
	Circuits	Quantity			2														
Refrigerant charge	Per circuit			kg	18.0	21.0	22.0	26.0	28.0	31.0	28.0		34.0	30.0	45.0	47.5	46.0		47.0
				TCO_2eq	25.7	30.0	31.5	37.2	40.0	44.3	40.0		48.6	42.9	64.4	67.9	65.8		67.2
Piping connections	Evaporator water inlet/outlet (OD)				3"		4"							5"					
Unit	Maximum starting current			A	222		239		283	291	303	307	312	423	468	489		498	
	Nominal running current (RLA)	Cooling		A	134	131	145	157	169	180	191	204	214	239	258	275	295	306	320
	Maximum running current			A	172		197	213	224	234	249	272	283	320	338	367	388	399	410
Power supply	Phase/Frequency/Voltage			Hz/V	3~/50/400														



Air cooled screw chiller, standard efficiency, standard/low sound

- Stepless single-screw compressor
- Large operation range (ambient temperature down to -18°C and up to 46°C)
- 2-3 truly independent refrigerant circuits
- DX shell and tube evaporator – one pass refrigerant side to minimize pressure drops
- Partial and total heat recovery option available
- Standard electronic expansion valve
- MicroTech III controller with superior control logic and easy interface

Cooling only				EWAD-C-SS/SL	650	740	830	910	970	C11	C12	C13	H14	C15	C16	C17	C18	C19	C20
Cooling capacity	Nom.			kW	645	741	829	908	962	1,059	1,146	1,315	1,412	1,532	1,615	1,706	1,797	1,870	1,917
Power input	Cooling	Nom.		kW	223	265	302	322	355	382	408	446	479	557	586	627	669	687	721
Capacity control	Method				Stepless														
	Minimum capacity			%	12.5									7.0					
EER					2.89	2.80	2.74	2.82	2.71	2.77	2.81	2.95		2.75		2.72	2.69	2.72	2.66
ESEER					3.79	3.69	3.72	3.65	3.60	3.69	3.63	3.88	3.86	3.73	3.68	3.59	3.71	3.68	
IPLV					4.32	4.17	4.18	4.25	4.16	4.17	4.21	4.42		4.28	4.18	4.15	4.24	4.19	4.21
Dimensions	Unit	Height		mm	2,540														
		Width		mm	2,285														
		Depth		mm	6,285					7,185	8,085	8,985		10,285	11,185			12,085	
Weight (SS)	Unit			kg	5,330	5,740	5,760	6,280	6,560	7,010	7,280	7,900		10,320	10,710	10,770	11,240	11,600	
	Operation weight			kg	5,610	5,990	6,010	6,530	6,810	7,250	7,520	8,280		10,730	11,110	11,260	12,110	12,480	
Weight (SL)	Unit			kg	5,920	6,030	6,050	6,570	6,850	7,300	7,570	8,190		10,770	11,150	11,210	11,680	12,040	
	Operation weight			kg	6,200	6,280	6,300	6,820	7,100	7,540	7,810	8,570		11,170	11,550	11,700	12,560	12,920	
Water heat exchanger	Type				Single pass shell & tube														
	Water flow rate	Cooling	Nom.	l/s	30.9	35.5	39.7	43.5	46.1	50.8	55.0	62.9	67.6	73.4	77.4	81.8	86.0	89.5	91.7
	Water pressure drop	Cooling	Nom.	kPa	73	54	53	62	69	64	74	54	58	62	68	75	36	39	40
	Water volume			l	266		251			243		386		408		474	850		
Air heat exchanger	Type				High efficiency fin and tube type														
Compressor	Type				Asymmetric single screw compressor														
	Quantity				2									3					
Fan	Type				Direct propeller														
	Quantity				10			12		14	16	18		20	22			24	
	Air flow rate	Nom.		l/s	53,442			64,131		74,819	85,508	96,196		106,885	117,573			128,262	
	Speed			rpm	900														
Sound power level (SS)	Cooling	Nom.		dBA	102	100		101		102				103			104		
Sound power level (SL)	Cooling	Nom.		dBA	96			98	97	98				99	100			101	
Sound pressure level (SS)	Cooling	Nom.		dBA	81	80				81							82		
Sound pressure level (SL)	Cooling	Nom.		dBA	76			77									78		
Operation range	Air side	Cooling	Min.~Max.	°CDB	-18~46														
	Water side	Cooling	Min.~Max.	°CDB	-8~15														
Refrigerant	Type / GWP				R-134a / 1,430														
	Circuits	Quantity			2									3					
Refrigerant charge	Per circuit			kg	64.0			76.5	80.0	91.0	94.0	110.0	130.0	73.3	86.7			91.7	101.7
				TCO_2eq	91.5			109.4	114.4	130.1	134.4	157.3	185.9	104.9	123.9			131.1	145.4
Piping connections	Evaporator water inlet/outlet (OD)				168.3mm							219.1mm					273mm		
Unit	Starting current	Max		A	604	649		915	962	1,017	1,021	1,068	1,081	1,312	1,363	1,367	1,410	1,456	1,470
	Running current	Cooling	Nom.	A	366	432	492	524	577	624	667	726	773	909	959.0	1,023	1,092	1,116	1,164
		Max		A	476	545	589	656	715	787	859	921	974	1,144	1,217	1,281	1,334	1,395	1,449
Power supply	Phase/Frequency/Voltage			Hz/V	3~/50/400														

Air cooled screw chiller, standard efficiency, reduced sound



EWAD-C-SS/SL/SR

MicroTech III

Cooling only				EWAD-C-SR	620	720	790	880	920	C10	C11	C12	H14	C13	C14	C15	C16	C17	C18	C19
Cooling capacity	Nom.			kW	616	712	786	872	918	1,016	1,107	1,266	1,316	1,363	1,465	1,550	1,616	1,710	1,790	1,828
Power input	Cooling	Nom.		kW	226	276	317	334	373	398	422	461	499	522	582	609	654	706	722	762
Capacity control	Method				Stepless															
	Minimum capacity			%	12.5									7.0						
EER					2.74	2.59	2.48	2.61	2.46	2.55	2.63	2.75	2.63	2.61	2.52	2.54	2.47	2.42	2.48	2.40
ESEER					3.91	3.78	3.81	3.79	3.98	3.76	3.95	3.92	3.81	3.78	3.70	3.72	3.66	3.70	3.71	3.66
IPLV					4.39	4.41	4.19	4.29	4.21		4.33	4.52	4.35	4.29	4.27	4.28	4.23	4.24	4.27	4.21
Dimensions	Unit	Height		mm	2,540															
		Width		mm	2,285															
		Depth		mm	6,285					7,185	8,085	8,985		10,285		11,185			12,085	
Weight	Unit			kg	5,920	6,030	6,050	6,570	6,850	7,300	7,570	8,190		10,750	10,770	11,150	11,210	11,680	12,040	
	Operation weight			kg	6,200	6,280	6,300	6,820	7,100	7,540	7,810	8,570		11,170		11,550	11,700	12,560	12,920	
Water heat exchanger	Type				Single pass shell & tube															
	Water flow rate	Cooling	Nom.	l/s	29.5	34.1	37.6	41.8	44.0	48.7	53.1	60.6	63.0	65.2	70.2	74.2	77.3	81.8	85.6	87.5
	Water pressure drop	Cooling	Nom.	kPa	43	50	48	58	63	60	69	50	54	45	57	63	46	33	36	37
	Water volume			l	266		251			243		386		421		408	474	850		
Air heat exchanger	Type				High efficiency fin and tube type															
Compressor	Type				Asymmetric single screw compressor															
	Quantity				2									3						
Fan	Type				Direct propeller															
	Quantity				10			12		14	16	18		20		22			24	
	Air flow rate	Nom.		l/s	41,007			49,208		57,410	65,611	73,812		82,014		90,215			98,417	
	Speed			rpm	700															
Sound power level	Cooling	Nom.		dBA	92			93		94				95				96		
Sound pressure level	Cooling	Nom.		dBA	71	72			73									74		
Operation range	Air side	Cooling	Min.~Max.	°CDB	-18~46															
	Water side	Cooling	Min.~Max.	°CDB	-8~15															
Refrigerant	Type / GWP				R-134a / 1,430															
	Circuits	Quantity			2									3						
Refrigerant charge	Per circuit			kg	64.0			76.5	80.0	91.0	94.0	110.0		86.7				91.7	101.7	
				TCO_2eq	91.5			109.4	114.4	130.1	134.4	157.3		123.9				131.1	145.4	
Piping connections	Evaporator water inlet/outlet (OD)				168.3mm							219.1mm						273mm		
Unit	Starting current	Max		A	597	642		906	953	1,007	1,010	1,055	1,068	1,241	1,292	1,344	1,346	1,389	1,434	1,447
	Running current	Cooling	Nom.	A	371	450	518	548	609	654	694	755	811	857	954	1,002	1,075	1,158	1,179	1,238
		Max		A	462	531	575	639	698	767	837	895	949	1,052	1,116	1,186	1,250	1,303	1,362	1,415
Power supply	Phase/Frequency/Voltage			Hz/V	3~/50/400															

Air cooled screw chiller, high efficiency, standard/low sound

- Stepless single-screw compressor
- Large operation range (ambient temperature down to -18°C and up to 50°C)
- 2-3 truly independent refrigerant circuits
- DX shell and tube evaporator – one pass refrigerant side to minimize pressure drops
- Partial and total heat recovery option available
- Standard electronic expansion valve
- MicroTech III controller with superior control logic and easy interface

Cooling only				EWAD-C-XS/XL	760	830	890	990	C10	C11	C12	C13	H14	H15	C16	C17	C18	C19	C20	C21	C22
Cooling capacity	Nom.			kW	752	827	885	997	1,069	1,192	1,276	1,343	1,408	1,517	1,590	1,678	1,760	1,849	1,896	1,947	2,002
Power input	Cooling	Nom.		kW	237	256	282	311	343	367	404	416	450	483	510	541	569	598	619	648	678
Capacity control	Method				Stepless																
	Minimum capacity			%	12.5										7.0						
EER					3.17	3.22	3.14	3.20	3.12	3.25	3.15	3.23	3.13	3.14	3.12	3.10	3.09		3.06	3.00	2.95
ESEER					3.77	3.92	3.81	3.91	3.84	3.99	3.86	4.05	4.04	4.06	4.00	3.96	3.94	3.93	4.02	3.91	3.89
IPLV					4.48		4.52	4.50	4.44	4.50	4.47	4.60	4.71	4.81	4.58	4.59	4.51	4.53	4.57	4.42	4.47
Dimensions	Unit	Height		mm	2,540																
		Width		mm	2,285																
		Depth		mm	6,285	7,185		8,085		9,885					12,085	12,985	13,885	14,785			
Weight (XS)	Unit			kg	5,990	6,340	6,360	7,190	7,470	8,220	8,240	8,900			11,570	11,900	12,260	12,600			
	Operation weight			kg	6,240	6,580	6,600	7,600	7,870	8,610	8,630	9,890			12,430	12,760	13,140	13,470			
Weight (XL)	Unit			kg	6,280	6,630	6,650	7,480	7,760	8,510	8,530	9,190			12,010	12,350	12,700	13,040			
	Operation weight			kg	6,520	6,870	6,890	7,880	8,160	8,900	8,920	10,180			12,870	13,200	13,580	13,910			
Water heat exchanger	Type				Single pass shell & tube																
	Water flow rate	Cooling	Nom.	l/s	36.1	39.6	42.4	47.8	51.2	57.1	61.1	64.4	67.5	72.8	76.1	80.4	84.4	88.6	90.7	93.2	95.8
	Water pressure drop	Cooling	Nom.	kPa	81	57	64	61	69	45	51	68	77	84	62	68		74	39	41	43
	Water volume			l	251	243		403		386		979			850		871	850			
Air heat exchanger	Type				High efficiency fin and tube type																
Compressor	Type				Asymmetric single screw compressor																
	Quantity				2										3						
Fan	Type				Direct propeller																
	Quantity				12	14		16		20					24	26	28	30			
	Air flow rate	Nom.		l/s	64,131	74,819		85,508		106,885					128,262	138,950	149,639	160,327			
	Speed			rpm	900																
Sound power level (XS)	Cooling	Nom.		dBA	100	101			102		103				104						
Sound power level (XL)	Cooling	Nom.		dBA	97			98		99					100						
Sound pressure level (XS)	Cooling	Nom.		dBA	80				81	80					81						
Sound pressure level (XL)	Cooling	Nom.		dBA	76	77											78				
Operation range	Air side	Cooling	Min.~Max.	°CDB	-18~50																
	Water side	Cooling	Min.~Max.	°CDB	-8~15																
Refrigerant	Type / GWP				R-134a / 1,430																
	Circuits	Quantity			2										3						
Refrigerant charge	Per circuit			kg	75.0	81.0		91.0	100.0	115.0	117.5	125.0	145.5	125.0	99.0	82.7	103.3	109.0	113.3	120.0	
				TCO_2eq	107.3	115.8		130.1	143.0	164.5	168.0	178.8	208.1	178.8	141.6	118.2	147.8	155.9	162.1	171.6	
Piping connections	Evaporator water inlet/outlet (OD)				168.3mm			219.1mm							273mm						
Unit	Starting current	Max		A	618	657		923	970	1,029			1,072	1,085	1,268	1,328	1,387		1,430	1,472	1,486
	Running current	Cooling	Nom.	A	387	423	463	511	559	607	667	686	731	778	835	885	934.0	984	1,018	1,059	1,100
		Max		A	510	561	605	672	731	811	875		929	982	1,096	1,168	1,241	1,313	1,366	1,419	1,473
Power supply	Phase/Frequency/Voltage			Hz/V	3~/50/400																

Air cooled screw chiller, high efficiency, reduced sound



EWAD-C-XS/XL/XR

MicroTech III

Cooling only				EWAD-C-XR	740	810	870	970	C10	C11	C12	C13	H14	H15	C16	C17	C18	C19	C20	C21	C22
Cooling capacity	Nom.			kW	732	808	862	970	1,036	1,164	1,243	1,297	1,360	1,460	1,544	1,632	1,715	1,805	1,849	1,897	1,947
Power input	Cooling	Nom.		kW	238	257	285	313	348	369	409	420	460	498	518	548	574	604	629	662	696
Capacity control	Method				Stepless																
	Minimum capacity			%	12.5										7.0						
EER					3.07	3.15	3.03	3.10	2.98	3.16	3.04	3.09	2.96	2.93	2.98		2.99		2.94	2.87	2.80
ESEER					4.01	4.16	4.01	4.12	4.01	4.21	4.07	4.10		4.12	4.08	4.00	4.05	4.00	4.09	3.96	3.94
IPLV					4.56	4.62	4.51	4.63	4.59	4.65	4.61	4.63	4.74	4.83	4.67	4.65		4.63	4.69	4.54	4.53
Dimensions	Unit	Height		mm	2,540																
		Width		mm	2,285																
		Depth		mm	6,285	7,185		8,085		9,885					12,085	12,985	13,885	14,785			
Weight	Unit			kg	6,280	6,630	6,650	7,480	7,760	8,510	8,530	9,190			12,010	12,350	12,700	13,040			
	Operation weight			kg	6,520	6,870	6,890	7,880	8,160	8,900	8,920	10,180			12,870	13,200	13,580	13,910			
Water heat exchanger	Type				Single pass shell & tube																
	Water flow rate	Cooling	Nom.	l/s	35.1	38.7	41.3	46.5	49.7	55.7	59.5	62.1	65.2	70.0	74.0	78.2	82.2	86.5	88.5	90.7	93.1
	Water pressure drop	Cooling	Nom.	kPa	77	54	61	58	65	43	49	64	73	79	59	65		71	37	39	41
	Water volume			l	251	243		403		386		979			850		871	850			
Air heat exchanger	Type				High efficiency fin and tube type																
Compressor	Type				Asymmetric single screw compressor																
	Quantity				2										3						
Fan	Type				Direct propeller																
	Quantity				12	14		16		20					24	26	28	30			
	Air flow rate	Nom.		l/s	49,208	57,410		65,611		82,014					98,417	106,618	114,819	123,021			
	Speed			rpm	700																
Sound power level	Cooling	Nom.		dBA	92			94		95					96					97	
Sound pressure level	Cooling	Nom.		dBA	72			73		72			73							74	
Operation range	Air side	Cooling	Min.~Max.	°CDB	-18~50																
	Water side	Cooling	Min.~Max.	°CDB	-8~15																
Refrigerant	Type / GWP				R-134a / 1,430																
	Circuits	Quantity			2										3						
	GWP				1,430																
Refrigerant charge	Per circuit			kg	75.0	81.0		91.0	100.0	115.0	117.5	125.0		124.0	103.3	109.0	113.3	120.0			125.0
				TCO_2eq	107.3	115.8		130.1	143.0	164.5	168.0	178.8		177.3	147.8	155.9	162.1	171.6			178.8
Piping connections	Evaporator water inlet/outlet (OD)				168.3mm			219.1mm				273mm									
Unit	Starting current	Max		A	610	647		911	959	1,015			1,058	1,071	1,246	1,303	1,359		1,402	1,444	1,458
	Running current	Cooling	Nom.	A	392	426	470	518	572	613	679	699	753	807	854	903	951	1,000	1,040	1,087	1,136
		Max		A	493	542	585	649	708	783	847		901	954	1,063	1,132	1,201	1,271	1,324	1,377	1,431
Power supply	Phase/Frequency/Voltage			Hz/V	3~/50/400																

Air cooled screw chiller, premium efficiency, standard/low sound

- Stepless single-screw compressor
- Excellent part load efficiency
- Large operation range (ambient temperature down to -18°C and up to 52°C)
- 2 truly independent refrigerant circuits
- DX shell and tube evaporator – one pass refrigerant side to minimize pressure drops
- Partial and total heat recovery option available
- Standard electronic expansion valve
- MicroTech III controller with superior control logic and easy interface

Cooling only				EWAD-C-PS/PL	820	890	980	C11	C12	C13	C14	C15	C16
Cooling capacity	Nom.			kW	818	886	973	1,070	1,153	1,274	1,384	1,467	1,554
Power input	Cooling	Nom.		kW	229	253	276	306	335	368	402	432	461
Capacity control	Method				Stepless								
	Minimum capacity			%	12.5								
EER					3.57	3.51	3.52	3.49	3.44	3.46	3.44	3.40	3.37
ESEER					4.22	4.25	4.30	4.29	4.14	4.23	4.07	4.06	4.03
IPLV					4.78	4.67	4.79	4.69	4.73	4.68	4.73		4.71
Dimensions	Unit	Height		mm	2,540								
		Width		mm	2,285								
		Depth		mm	8,985			9,885		11,185	12,085		
Weight (PS)	Unit			kg	7,530		7,660	8,290	8,550	9,390	9,730		
	Operation weight			kg	8,130		8,700	9,330	9,590	10,380	10,720		
Weight (PL)	Unit			kg	7,820		7,950	8,580	8,840	10,380	10,720		
	Operation weight			kg	8,420		8,990	9,620	9,880	10,670	11,010		
Water heat exchanger	Type				Single pass shell & tube								
	Water flow rate	Cooling	Nom.	l/s	39.2	42.5	46.5	51.2	55.2	61.0	66.3	70.3	74.5
	Water pressure drop	Cooling	Nom.	kPa	58	67	31	61	70	60	70	81	88
	Water volume			l	599		1,043	1,027		995	979		
Air heat exchanger	Type				High efficiency fin and tube type								
Compressor	Type				Asymmetric single screw compressor								
	Quantity				2								
Fan	Type				Direct propeller								
	Quantity				18			20		22	24		
	Air flow rate	Nom.		l/s	96,196			106,885		117,573	128,262		
	Speed			rpm	900								
Sound power level (PS)	Cooling	Nom.		dBA	101			102		103			104
Sound power level (PL)	Cooling	Nom.		dBA	98			99	100	99	100		
Sound pressure level (PS)	Cooling	Nom.		dBA	80				81	80	81		
Sound pressure level (PL)	Cooling	Nom.		dBA	77							78	
Operation range	Air side	Cooling	Min.~Max.	°CDB	-18~52								
	Water side	Cooling	Min.~Max.	°CDB	-8~15								
Refrigerant	Type / GWP				R-134a / 1,430								
	Circuits	Quantity			2								
Refrigerant charge	Per circuit			kg	102.0			115.0	120.0	137.5	140.0		
				TCO_2eq	145.9			164.5	171.6	196.6	200.2		
Piping connections	Evaporator water inlet/outlet (OD)				219.1mm		273mm						
Unit	Starting current	Max		A	630	665		702	978	1,037		1,080	1,093
	Running current	Cooling	Nom.	A	386	424	465	511	555	614	671	711	752
		Max		A	534	577	621	670	747	819	891	945	998
Power supply	Phase/Frequency/Voltage			Hz/V	3~/50/400								

Air cooled screw chiller, premium efficiency, reduced sound



EWAD-C-PS/PL/PR

MicroTech III

Cooling only				EWAD-C-PR	810	880	960	C10	C11	C13	C14	C15	C16
Cooling capacity	Nom.			kW	806	871	954	1,049	1,127	1,246	1,353	1,432	1,513
Power input	Cooling	Nom.		kW	222	248	275	303	335	369	402	432	465
Capacity control	Method				Stepless								
	Minimum capacity			%	12.5								
EER					3.63	3.51	3.47	3.46	3.36	3.38	3.36	3.32	3.25
ESEER					4.39	4.33	4.40	4.35	4.25	4.33	4.26	4.23	4.15
IPLV					5.07	4.89		4.92	4.82	4.81	4.85		4.79
Dimensions	Unit	Height		mm	2,540								
		Width		mm	2,285								
		Depth		mm	8,985			9,885		11,185	12,085		
Weight	Unit			kg	7,820		7,950	8,580	8,840	10,380	10,720		
	Operation weight			kg	8,420		8,990	9,620	9,880	10,670	11,010		
Water heat exchanger	Type				Single pass shell & tube								
	Water flow rate	Cooling	Nom.	l/s	38.6	41.7	45.6	50.2	54.0	59.7	64.8	68.7	72.6
	Water pressure drop	Cooling	Nom.	kPa	56	65	30	59	67	58	67	77	84
	Water volume			l	599		1,043	1,027		995	979		
Air heat exchanger	Type				High efficiency fin and tube type								
Compressor	Type				Asymmetric single screw compressor								
	Quantity				2								
Fan	Type				Direct propeller								
	Quantity				18			20		22	24		
	Air flow rate	Nom.		l/s	73,812			82,014		90,215	98,417		
	Speed			rpm	700								
Sound power level	Cooling	Nom.		dBA	93				94			95	
Sound pressure level	Cooling	Nom.		dBA	71			72					73
Operation range	Air side	Cooling	Min.~Max.	°CDB	-18~52								
	Water side	Cooling	Min.~Max.	°CDB	-8~15								
Refrigerant	Type / GWP				R-134a / 1,430								
	Circuits	Quantity			2								
Refrigerant charge	Per circuit			kg	102.0			115.0	120.0	137.5	140.0		
				TCO_2eq	145.9			164.5	171.6	196.6	200.2		
Piping connections	Evaporator water inlet/outlet (OD)				219.1mm			273mm					
Unit	Starting current	Max		A	618	653		917	964	1,020		1,063	1,076
	Running current	Cooling	Nom.	A	375	416	461	506	555	614	671	717	764
		Max		A	509	552	596	660	719	788	858	911	964
Power supply	Phase/Frequency/Voltage			Hz/V	3~/50/400								

Air cooled screw inverter chiller, high efficiency, standard/low sound

- High efficiency with leader-of-class ESEER
- Inverter stepless single-screw compressor
- Highly efficient fans with patented blade profile for quiet operation
- Extensive option list (heat recovery option available)
- Wide operating range
- Low starting current
- MicroTech III controller with superior control logic and easy interface

Cooling only				EWAD-CZXS/XL	740	830	900	C10	C11	C12	C13	C14	C15	C16	C17	C18
Cooling capacity	Nom.			kW	734	828	898	1,033	1,090	1,232	1,303	1,444	1,538	1,616	1,701	1,795
Power input	Cooling	Nom.		kW	239	269	309	343	380	404	447	494	538	564	596	619
Capacity control	Method				Stepless											
	Minimum capacity			%	20.0										13.0	
EER					3.07		2.90	3.01	2.87	3.05	2.92	2.93	2.86		2.85	2.90
ESEER					4.72	4.89	4.88	4.91	4.70		4.51	4.73	4.83	4.59	4.62	4.61
IPLV					5.68	5.72	5.79	5.73	5.56	5.58	5.45	5.61	5.75	5.65	5.46	5.29
Dimensions	Unit	Height		mm	2,540											
		Width		mm	2,285											
		Depth		mm	6,725	7,625		8,525		10,325		11,625	12,525		13,425	14,325
Weight (XS)	Unit			kg	6,000	6,620	6,870	7,440		8,570	8,970	9,600	9,940	11,370	12,190	12,920
	Operation weight			kg	6,250	6,860	7,110	7,880		8,960	9,360	9,980	10,320	12,220	13,040	13,790
Weight (XL)	Unit			kg	6,280	6,900	7,150	7,720		8,850	9,250	9,880	10,220	11,790	12,610	13,340
	Operation weight			kg	6,530	7,140	7,390	8,160		9,240	9,640	10,260	10,600	12,640	13,460	14,210
Water heat exchanger	Type				Single pass shell & tube											
	Water flow rate	Cooling	Nom.	l/s	35.2	39.7	43.0	49.5	52.3	59.0	62.4	69.2	73.7	77.4	81.5	86.0
	Water pressure drop	Cooling	Nom.	kPa	83	58	65	63	70	47	52	62	72	63	69	65
	Water volume			l	248	241		441		383		374		850		871
Air heat exchanger	Type				High efficiency fin and tube type											
Compressor	Type				Asymmetric single screw compressor											
	Quantity				2									3		
Fan	Type				Direct propeller											
	Quantity				12	14		16		20		22	24		26	28
	Air flow rate	Nom.		l/s	65,026	75,863		86,701		108,376		119,214	130,051	129,455	140,143	151,130
	Speed			rpm	900											
Sound power level (XS)	Cooling	Nom.		dBA	102	103				104				106		
Sound power level (XL)	Cooling	Nom.		dBA	99	100				101				103		
Sound pressure level (XS)	Cooling	Nom.		dBA	81									83		
Sound pressure level (XL)	Cooling	Nom.		dBA	78									80		
Operation range	Air side	Cooling	Min.~Max.	°CDB	-18~50											
	Water side	Cooling	Min.~Max.	°CDB	-8~15											
Refrigerant	Type / GWP				R-134a / 1,430											
	Circuits	Quantity			2									3		
Refrigerant charge	Per circuit			kg	73.0	81.0		100.0		125.0			140.0	106.7	113.3	116.7
				TCO_2eq	104.4	115.8		143.0		178.8			200.2	152.5	162.1	166.8
Piping connections	Evaporator water inlet/outlet (OD)				168.3mm			219.1mm						273mm		
Unit	Starting current	Max		A	377	420	451	501	540	590	626	709	772	848	899	949
	Running current	Cooling	Nom.	A	406	442	485	537	591	636	698	769	837	881	931	970
		Max		A	529	584	632	697	755	824	877	979	1,081	1,132	1,193	1,255
Power supply	Phase/Frequency/Voltage			Hz/V	3~/50/400											

Air cooled screw inverter chiller, high efficiency, reduced sound



EWAD-CZXS/XL/XR

MicroTech III

Cooling only				EWAD-CZXR	700	790	850	980	C10	C11	C12	C13	C14	C15	C16	C17
Cooling capacity	Nom.			kW	696	786	849	972	1,027	1,166	1,231	1,327	1,437	1,539	1,624	1,706
Power input	Cooling	Nom.		kW	246	274	318	351	393	412	459	493	523	585	617	638
Capacity control	Method				Stepless											
	Minimum capacity			%	20.0									13.0		
EER					2.83	2.86	2.67	2.77	2.61	2.83	2.68	2.69	2.75	2.63		2.67
ESEER					5.23	5.39	5.36	5.41	5.11	5.15	4.80	5.12	5.22	5.10	4.83	4.77
IPLV					6.14	6.32	6.37	6.34	6.05	5.96	5.67	6.03	6.21	6.17	5.89	5.85
Dimensions	Unit	Height		mm	2,540											
		Width		mm	2,285											
		Depth		mm	6,725	7,625		8,525		10,325		11,625	12,525		13,425	14,325
Weight	Unit			kg	6,470	7,100	7,360	7,950		9,120	9,530	10,180	10,530	12,150	12,990	13,740
	Operation weight			kg	6,720	7,340	7,600	8,390		9,500	9,920	10,550	10,910	13,000	13,840	14,610
Water heat exchanger	Type				Single pass shell & tube											
	Water flow rate	Cooling	Nom.	l/s	33.4	37.6	40.7	46.6	49.2	55.8	58.9	63.6	68.8	73.7	77.8	81.7
	Water pressure drop	Cooling	Nom.	kPa	76	54	59	58	64	43	48	57	66	57	63	60
	Water volume			l	248	241		441		383		374		850		871
Air heat exchanger	Type				High efficiency fin and tube type											
Compressor	Type				Asymmetric single screw compressor											
	Quantity				2									3		
Fan	Type				Direct propeller											
	Quantity				12	14		16		20		22	24		26	28
	Air flow rate	Nom.		l/s	49,843	58,151		66,458		83,072		91,380	99,687		107,994	116,301
	Speed			rpm	700											
Sound power level	Cooling	Nom.		dBA	95	96				97				99		
Sound pressure level	Cooling	Nom.		dBA	74									76		
Operation range	Air side	Cooling	Min.~Max.	°CDB	-18~50											
	Water side	Cooling	Min.~Max.	°CDB	-8~15											
Refrigerant	Type / GWP				R-134a / 1,430											
	Circuits	Quantity			2									3		
Refrigerant charge	Per circuit			kg	73.0	81.0		100.0		125.0			140.0	106.7	113.3	116.7
				TCO_2eq	104.4	115.8		143.0		178.8			200.2	152.5	162.1	166.8
Piping connections	Evaporator water inlet/outlet (OD)				168.3mm			219.1mm						273mm		
Unit	Starting current	Max		A	369	410	442	490	528	576	612	693	756	825	873	921
	Running current	Cooling	Nom.	A	416	449	498	549	610	647	715	789	859	912	960	998
		Max		A	512	565	612	675	732	796	849	949	1,048	1,098	1,157	1,215
Power supply	Phase/Frequency/Voltage			Hz/V	3~/50/400											

Air cooled screw chiller with free cooling, high efficiency, standard/low sound

- Free cooling chiller for space cooling and industrial processes
- Stepless single-screw compressor
- Optimised for use with R-134a
- Greater energy savings and reduced CO_2 emissions during cold season
- Wide operating range
- MicroTech III controller with superior control logic and easy interface

Cooling only				EWAD-CFXS/XL	640	770	850	900	C10	C11	C12	C13	C14	C15	C16
Cooling capacity	Nom.			kW	640 (1)	772 (1)	852 (1)	902 (1)	1,027 (1)	1,089 (1)	1,269 (1)	1,349 (1)	1,435 (1)	1,493 (1)	1,555 (1)
Free cooling capacity	Nom.			kW	415 (2)	510 (2)	583 (2)	612 (2)	701 (2)	734 (2	902 (2)	957 (2)	963 (2)	1,013 (2)	1,039 (2)
Mechanical capacity				kW	225 (2)	262 (2)	269 (2)	290 (2)	325 (2)	355 (2)	366 (2)	392 (2)	472 (2)	480 (2)	517 (2)
Air temperature for free cooling 100%				°C	-0.8	-0.1	1.2	0.4	0.9	0.1	2.9	2.1	1.3	0.7	0.1
Power input	Cooling	Nom.		kW	257 (1) / 53.7 (2)	272 (1) / 62.0 (2)	293 (1) / 64.7 (2)	324 (1) / 69.8 (2)	360 (1) / 75.7 (2)	399 (1) / 83.4 (2)	397 (1) / 86.4 (2)	439 (1) / 92.8 (2)	454 (1) / 101 (2)	492 (1) / 109 (2)	530 (1) / 115 (2)
Capacity control	Method				Stepless										
	Minimum capacity			%	12.5										
EER					2.49 (1) / 11.91 (2)	2.84 (1) / 12.44 (2)	2.90 (1) / 13.17 (2)	2.78 (1) / 12.93 (2)	2.85 (1) / 13.56 (2)	2.73 (1) / 13.05 (2)	3.19 (1) / 14.68 (2)	3.08 (1) / 14.55 (2)	3.16 (1) / 14.21 (2)	3.04 (1) / 13.72 (2)	2.93 (1) / 13.50 (2)
ESEER					3.44	3.52	3.78	3.50	3.74	3.54	3.88	3.78	4.01	3.96	3.85
IPLV					3.86	4.03	4.10	4.05	4.00	3.95	4.36	4.25	4.36	4.35	4.26
Dimensions	Unit	Height		mm	2,565										
		Width		mm	2,480										
		Depth		mm	6,300	7,200	8,100		9,000		10,800				
Weight (XS)	Unit			kg	7,760	8,340	8,900		10,160	10,420	11,900		12,540	12,620	12,670
	Operation weight			kg	8,515	9,100	9,705		11,169	11,429	13,276		14,516	14,596	14,646
Weight (XL)	Unit			kg	8,050	8,620	9,190		10,450	10,710	12,190		12,830	12,910	12,960
	Operation weight			kg	8,795	9,390	9,995		11,459	11,719	13,566		14,806	14,886	14,936
Water heat exchanger	Type				Single pass shell & tube										
	Water volume			l	741	771	808		1,012		1,372		1,965		
	Water flow rate	Cooling	Nom.	l/s	27.8 (1) / 27.8 (2)	33.5 (1) / 33.5 (2)	37.0 (1) / 37.0 (2)	39.2 (1) / 39.2 (2)	44.6 (1) / 44.6 (2)	47.3 (1) / 47.3 (2)	55.1 (1) / 55.1 (2)	58.6 (1) / 58.6 (2)	62.4 (1) / 62.4 (2)	64.9 (1) / 64.9 (2)	67.6 (1) / 67.6 (2)
	Water pressure drop	Cooling	Nom.	kPa	85 (1) / 128 (2)	105 (1) / 172 (2)	90 (1) / 178 (2)	101 (1) / 198 (2)	111 (1) / 245 (2)	124 (1) / 272 (2)	98 (1) / 232 (2)	110 (1) / 259 (2)	139 (1) / 305 (2)	150 (1) / 328 (2)	162 (1) / 354 (2)
Air heat exchanger	Type				High efficiency fin and tube type with integral subcooler										
Compressor	Type				Asymmetric single screw compressor										
	Quantity				2										
Fan	Type				Direct propeller										
	Quantity				10	12	14		16		20				
	Air flow rate	Nom.		l/s	50,368	60,441	70,515		80,588		95,253				
	Speed			rpm	920										
Sound power level (XS)	Cooling	Nom.		dBA	100		101			102		103			
Sound power level (XL)	Cooling	Nom.		dBA	96	97			98		99				
Sound pressure level (XS)	Cooling	Nom.		dBA	79	80				81	80				
Sound pressure level (XL)	Cooling	Nom.		dBA	76	77									
Operation range	Water side	Cooling	Min.~Max.	°CDB	-8~15										
	Air side	Cooling	Min.~Max.	°CDB	-20~45										
Refrigerant	Type / GWP				R-134a / 1,430										
	Circuits	Quantity			2										
Refrigerant charge	Per circuit			kg	64.0	73.0	81.0		91.0		107.0		112.5	124.0	
				TCO_2eq	91.5	104.4	115.8		130.1		153.0		160.9	177.3	
Piping connections	Evaporator water inlet/outlet (OD)				DN150PN16(168.3mm)				DN200PN16(219.1mm)				DN250PN16(273mm)		
Unit	Maximum starting current			A	605	619	658		924	971	1,030			1,073	1,086
	Nominal running current (RLA)	Cooling		A	404	430	467	515	568	628	636	701	720	773	825
	Maximum running current			A	476	510	561	605	672	731	811	875		929	982
Power supply	Phase/Frequency/Voltage			Hz/V	3~/50/400										

(1) Cooling: entering evaporator water temp. 16°C; leaving evaporator water temp. 10°C; ambient air temp. 35°C; full load operation. (2) Data is calculated at ambient air temperature 5°C, inlet water temperature 16°C.

Air cooled screw chiller with free cooling, high efficiency, reduced sound



EWAD-CFXS/XL/XR

MicroTech III

Cooling only				EWAD-CFXR	600	740	820	870	980	C10	C11	C12	C13	C14	C15
Cooling capacity	Nom.			kW	602 (1)	739 (1)	821 (1)	866 (1)	981 (1)	1,034 (1)	1,229 (1)	1,302 (1)	1,374 (1)	1,424 (1)	1,476 (1)
Free cooling capacity	Nom.			kW	374 (2)	468 (2)	539 (2)	562 (2)	644 (2)	670 (2)	825 (2)	866 (2)	889 (2)	909 (2)	929 (2)
Mechanical capacity				kW	228 (2)	271 (2)	282 (2)	304 (2)	337 (2)	364 (2)	404 (2)	435 (2)	486 (2)	515 (2)	547 (2)
Air temperature for free cooling 100%				°C	-2.3	-1.9	-0.6	-1.5	-0.9	-1.7	0.7	-0.2	-1.1	-1.6	-2.3
Power input	Cooling	Nom.		kW	263 (1) / 46.6 (2)	278 (1) / 56.2 (2)	299 (1) / 58.5 (2)	334 (1) / 63.1 (2)	368 (1) / 68.5 (2)	412 (1) / 74.4 (2)	403 (1) / 80.0 (2)	450 (1) / 87.5 (2)	466 (1) / 93.4 (2)	511 (1) / 103 (2)	556 (1) / 109 (2)
Capacity control	Method				Stepless										
	Minimum capacity			%	12.5										
EER					2.29 (1) / 12.91 (2)	2.66 (1) / 13.17 (2)	2.75 (1) / 14.04 (2)	2.59 (1) / 13.71 (2)	2.67 (1) / 14.33 (2)	2.51 (1) / 13.89 (2)	3.05 (1) / 15.36 (2)	2.90 (1) / 14.87 (2)	2.95 (1) / 14.7(2)	2.79 (1) / 13.85 (2)	2.66 (1) / 13.56 (2)
ESEER					3.59	3.66	3.89	3.62	3.83	3.63	4.13	3.89	4.09	4.02	3.92
IPLV					4.09	4.15	4.16	4.20	4.10	4.08	4.42	4.37	4.42		4.28
Dimensions	Unit	Height		mm	2,565										
		Width		mm	2,480										
		Depth		mm	6,300	7,200	8,100		9,000		10,800				
Weight	Unit			kg	8,050	8,620	9,190		10,450	10,710	12,190		12,830	12,910	12,960
	Operation weight			kg	8,795	9,390	9,995		11,459	11,719	13,566		14,806	14,886	14,936
Water heat exchanger	Type				Single pass shell & tube										
	Water volume			l	741	771	808		1,012		1,372		1,965		
	Water flow rate	Cooling	Nom.	l/s	26.2 (1) / 26.2 (2)	32.1 (1) / 32.1 (2)	35.7 (1) / 35.7 (2)	37.6 (1) / 37.6 (2)	42.6 (1) / 42.6 (2)	44.9 (1) / 44.9 (2)	53.4 (1) / 53.4 (2)	56.6 (1) / 56.6 (2)	59.7 (1) / 59.7 (2)	61.9 (1) / 61.9 (2)	64.1 (1) / 64.1 (2)
	Water pressure drop	Cooling	Nom.	kPa	76 (1) / 115 (2)	97 (1) / 159 (2)	84 (1) / 167 (2)	93 (1) / 184 (2)	102 (1) / 225 (2)	113 (1) / 248 (2)	92 (1) / 219 (2)	103 (1) / 243 (2)	128 (1) / 282 (2)	137 (1) / 301 (2)	146 (1) / 321 (2)
Air heat exchanger	Type				High efficiency fin and tube type with integral subcooler										
Compressor	Type				Asymm single screw										
	Quantity				2										
Fan	Type				Direct propeller										
	Quantity				10	12	14		16		20				
	Air flow rate	Nom.		l/s	38,935	46,722	54,508		62,295		73,011				
	Speed			rpm	715										
Sound power level	Cooling	Nom.		dBA	92				94			95			
Sound pressure level	Cooling	Nom.		dBA	71	72				73	72			73	
Operation range	Water side	Cooling	Min.~Max.	°CDB	-8~15										
	Air side	Cooling	Min.~Max.	°CDB	-20~45										
Refrigerant	Type / GWP				R-134a / 1,430										
	Circuits	Quantity			2										
Refrigerant charge	Per circuit			kg	64.0	73.0	81.0		91.0		107.0		112.5	124.0	
				TCO_2eq	91.5	104.4	115.8		130.1		153.0		160.9	177.3	
Piping connections	Evaporator water inlet/outlet (OD)				DN150PN16(168.3mm)				DN200PN16(219.1mm)				DN250PN16(273mm)		
Unit	Maximum starting current			A	598	611	648		912	960	1,016			1,059	1,072
	Nominal running current (RLA)	Cooling		A	411	439	473	526	580	647	645	717	738	800	862
	Maximum running current			A	462	493	542	585	649	708	783	847		901	954
Power supply	Phase/Frequency/Voltage			Hz/V	3~/50/400										

(1) Cooling: entering evaporator water temp. 16°C; leaving evaporator water temp. 10°C; ambient air temp. 35°C; full load operation. (2) Data is calculated at ambient air temperature 5°C, inlet water temperature 16°C.



EWAD-TZ screw inverter chiller High efficiency in comfort and process cooling

Why choose EWAD-TZ?

Over 1,000 sites around the world with screw chillers installed is demonstrating that we will never stop developing the most advanced technology with highest quality level to offer the best chiller experience to our customers.

Benefits for the installer

› Factory leak-tested and pre-charged
› High serviceability
› User-friendly smart controls which can be integrated easily with building management systems

Benefits for the consultant

› Multiple options available, e.g. rapid restart, variable speed water pumps, smart energy meter, EC fans
› Ideal for both new and retrofit projects: same footprints of non-inverter unit with higher efficiencies and performance

Benefits for the end user

› Rapid payback of three years for comfort cooling applications
› 50% reduction of energy consumption
› Designed for sound-sensitive environments

High efficiencies both at full load and part load

› Daikin compressor with in-built inverter and Variable Volume Ratio (VVR) for optimized efficiency
› In-house developed software with dynamic condensing pressure management and innovative economizer control logic

Rapid return on investment

› Payback of three years, compared to a non-inverter unit for comfort cooling applications
› Less than one year a for process cooling applications

Perfect comfort level

› Infinitely variable load regulation
› Precise leaving water temperature control thanks to stepless regulation

Compact design

› More compact heat exchanger with superior efficiencies
› Reduced electrical panel dimensions thanks to the inverter compressor mounted

Marketing tools

› Download the chiller selection software from the business portal

› EWAD-TZ movie: www.youtube.com/DaikinEurope

› Visit the mini-site: www.daikineurope.com/minisite/process-cooling-comfort-cooling-chiller-EWAD-TZ

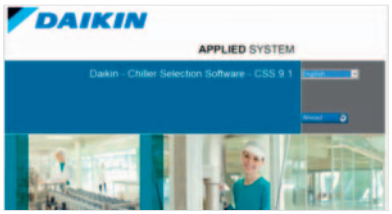





Lowest sound levels

› Down to 86 dB(A) sound power at full load and even lower at part load thanks to fans and compressors variable speed
› Quiet compressor thanks to special acoustic executions
› Unique Daikin fans design with reduced noise impact and vibrations

Unrivaled and proven reliability

› Extensive testing in laboratories, Daikin factories and specific job sites
› Reduced energy demand without compromising on reliability and performance

Extensive option list

› Rapid restart after power failure
› Variable speed water pumps
› Integrated smart energy meter
› EC fans





Air cooled screw inverter chiller, standard efficiency, standard/reduced sound

- **Optimized energy efficiency both at full and part load conditions**
- Stepless single-screw compressor
- Advanced compressor technology featuring **integrated inverter** and **variable volume ratio (VVR)**
- Compact design for small footprint and minimized installation space
- Low operating sound levels are achieved by the latest compressor and fan design
- One or two truly independent refrigerant circuits for outstanding reliability

Cooling only				**EWAD-TZSS/SR**	**170**	**205**	**235**	**270**	**320**	**365**	**370**	**415**	**465**	**500**	**540**	**590**	**640**	**710**
Cooling capacity	Nom.			kW	170	205	229	268	317	365	366	412	463	499	536	589	640	710
Power input	Cooling	Nom.		kW	62.2	72.5	79.1	96.0	116	133	134	145	164	178	190	217	235	267
Capacity control	Method				Stepless													
	Minimum capacity			%	33.3	28.6	33.3	28.6	25.0	22.2	15.4	14.3	16.7	15.4	14.3	13.3	12.5	11.1
EER					2.73	2.83	2.90	2.79		2.74		2.85	2.83	2.80	2.82	2.72	2.73	2.66
ESEER					4.62	4.61	4.75	4.80	4.82	4.93	4.65	4.81	4.71	4.84	4.83	4.85	4.76	4.92
IPLV					5.80	5.44	6.02	5.84	5.94	5.78	5.86	6.18	6.16	6.09	6.07	6.09	6.13	6.04
Dimensions	Unit	Height		mm	2,270						2,222							
		Width		mm	1,224						2,258							
		Depth		mm	3,461	4,361		5,261		3,218		4,117			5,015			5,917
Weight (SS)	Unit			kg	1,898	1,977	2,083	2,478	2,444	2,756	3,906	4,256	4,426	4,481	4,709	4,892	4,969	5,291
	Operation weight			kg	1,915	2,077	2,183	2,504	2,596	2,806	3,995	4,426	4,590	4,645	4,873	5,162	5,231	5,553
Weight (SR)	Unit			kg	1,996	2,075	2,181	2,576	2,541	2,854	4,101	4,452	4,621	4,676	4,904	5,087	5,164	5,486
	Operation weight			kg	2,013	2,174	2,280	2,602	2,693	2,903	4,190	4,622	4,785	4,840	5,068	5,357	5,426	5,748
Water heat exchanger	Type				Plate heat exchanger						Single pass shell & tube							
	Water flow rate	Cooling	Nom.	l/s	8.1	9.8	11.0	12.8	15.1	17.4	17.5	19.7	22.1	23.9	25.6	28.2	30.6	34.0
	Water pressure drop	Cooling	Total	kPa	25	24	29	33	26	27	36	50	33	37	43	36	47	57
	Water volume			l	17	24		26	39	50	89	170	164			270	262	
Air heat exchanger	Type				High efficiency fin and tube type													
Compressor	Type				Inverter driven single screw compressor													
	Quantity				1						2							
Fan	Type				Direct propeller													
	Quantity				3	4		5		6	8				10			12
	Air flow rate	Cooling	Nom.	l/s	12,399	16,532	16,015	20,665	20,019	24,023	33,064		32,030	41,330			40,038	48,046
	Speed			rpm	700													
Sound power level (SS)	Cooling	Nom.		dBA	96	97	96	97	98	101	99	100	99		100		101	104
Sound power level (SR)	Cooling	Nom.		dBA	89			90		92						93		95
Sound pressure level (SS)	Cooling	Nom.		dBA	77			78	82	80		79	80			81		84
Sound pressure level (SR)	Cooling	Nom.		dBA	70		69	70	71	73		72			73			74
Operation range	Air side	Cooling	Min.~Max.	°CDB	-18~47													
	Water side	Cooling	Min.~Max.	°CDB	-8~15													
Refrigerant	Type / GWP				R-134a / 1,430													
	Circuits	Quantity			1						2							
Refrigerant charge	Per circuit			kg	29.0	35.0	39.0	46.0	54.0	62.0	31.0	35.0	39.5	42.5	45.5	50.0	54.5	60.5
				TCO_2eq	41.5	50.1	55.8	65.8	77.2	88.7	44.3	50.1	56.5	60.8	65.1	71.5	77.9	86.5
Piping connections	Evaporator water inlet/outlet (OD)				88.9mm						114.3mm	139.7mm				168.3mm		
Unit	Starting current	Max		A	3													
	Running current	Cooling	Nom.	A	105	121	132	159	191	218	223	241	273	294	314	359	385	434
		Max		A	120	142	156	185	215	246	259	284	313	339	370	402	430	491
Power supply	Phase/Frequency/Voltage			Hz/V	3~/50/400													

Air cooled screw inverter chiller, high efficiency, standard/reduced sound



EWAD-TZSS/SR/XS/XR MicroTech III

Cooling only				EWAD-TZXS/XR	180	220	265	290	330	360	380	410	440	490	540	580	630	690
Cooling capacity	Nom.			kW	180	216	265	288	332	360	366	407	441	490	536	577	629	682
Power input	Cooling	Nom.		kW	56.1	68.4	84.6	89.8	106	113	116	128	139	156	169	185	201	216
Capacity control	Method				Stepless													
	Minimum capacity			%	33.3	28.6	30.8	28.6	25.0	23.5	16.7	15.4	14.3	16.7	15.4	14.3	13.3	12.5
EER					3.20	3.16	3.14	3.21	3.14	3.18	3.16	3.17		3.15	3.17	3.12		3.16
ESEER					5.02	5.09	5.10	5.15	5.22	5.23	4.96	5.10	5.01	4.96	5.18	5.09	5.12	5.07
IPLV					6.32	6.20	6.33	6.26	6.32	6.37	6.31	6.47	6.39	6.34	6.48	6.44	6.46	6.51
Dimensions	Unit	Height		mm	2,270			2,222										
		Width		mm	1,224			2,258										
		Depth		mm	4,361	5,261		3,218	4,117				5,015			5,917		6,817
Weight (XS)	Unit			kg	2,060	2,304	2,434	2,582	2,986	3,039	4,247	4,321	4,704	4,706	4,882	5,185	5,275	5,588
	Operation weight			kg	2,081	2,404	2,586	2,734	3,035	3,088	4,417	4,479	4,864		5,152	5,455	5,537	5,843
Weight (XR)	Unit			kg	2,158	2,402	2,532	2,679	3,084	3,136	4,442	4,516	4,901		5,077	5,381	5,471	5,783
	Operation weight			kg	2,178	2,502	2,684	2,831	3,133	3,186	4,612	4,674	5,059		5,347	5,651	5,733	6,038
Water heat exchanger	Type				Plate heat exchanger						Single pass shell & tube							
	Water flow rate	Cooling	Nom.	l/s	8.6	10.4	12.7	13.8	15.9	17.2	17.5	19.5	21.1	23.5	25.7	27.6	30.1	32.7
	Water pressure drop	Cooling	Total	kPa	24	25	19	22	23	26	40	41	48	56	30	34	44	57
	Water volume			l	20	24	39		50		170		158		270		262	255
Air heat exchanger	Type				High efficiency fin and tube type													
Compressor	Type				Inverter driven single screw compressor													
	Quantity				1						2							
Fan	Type				Direct propeller													
	Quantity				4	5		6	8				10			12		14
	Air flow rate	Nom.		l/s	16,015	20,665	20,019	24,023	33,064	32,030	33,064	32,030	41,330		40,038	49,597	48,046	56,053
	Speed			rpm	700													
Sound power level (XS)	Cooling	Nom.		dBA	96	97	96	97	98	99			100	99		100		101
Sound power level (XR)	Cooling	Nom.		dBA	89				91	92							93	94
Sound pressure level (XS)	Cooling	Nom.		dBA	77				78	80	79	80		79			80	
Sound pressure level (XR)	Cooling	Nom.		dBA	69	70	69	70	71	72								73
Operation range	Air side	Cooling	Min.~Max.	°CDB	-18~49													
	Water side	Cooling	Min.~Max.	°CDB	-8~15													
Refrigerant	Type / GWP				R-134a / 1,430													
	Circuits	Quantity			1						2							
Refrigerant charge	Per circuit			kg	31.0	37.0	45.0	49.0	57.0	61.0	31.0	34.5	37.5	42.0	45.5	49.0	53.5	58.0
				TCO_2eq	44.3	52.9	64.4	70.1	81.5	87.2	44.3	49.3	53.6	60.1	65.1	70.1	76.5	82.9
Piping connections	Evaporator water inlet/outlet (OD)				88.9mm						139.7mm				168.3mm			
Unit	Starting current	Max		A	3													
	Running current	Cooling	Nom.	A	97	116	142	151	179	190	199	217	235	262	284	310	338	361
		Max		A	122	145	172	188	223	237	245	264	290	318	344	376	408	440
Power supply	Phase/Frequency/Voltage			Hz/V	3~/50/400													

Air cooled screw inverter chiller, premium efficiency, standard/reduced sound

- **Premium energy efficiency both at full and part load conditions**
- Stepless single-screw compressor
- Optimised for use with R-134a
- Advanced compressor technology featuring **integrated inverter** and **variable volume ratio (VVR)**
- Compact design for small footprint and minimized installation space
- Low operating sound levels are achieved by the latest compressor and fan design
- One or two truly independent refrigerant circuits for outstanding reliability



EWAD-TZPS/PR MicroTech III

Cooling only					EWAD-TZPS/PR	190	225	250	270	295	320	345	380	415	460	505	560	600	645
Cooling capacity	Nom.				kW	185	221	247	271	294	316	339	369	418	452	495	554	598	639
Power input	Cooling	Nom.			kW	52.7	64.9	69.2	77.4	85.1	94.4	102	110	123	134	146	168	183	200
Capacity control	Method					Stepless													
	Minimum capacity				%	33.3	28.6	33.3	30.8	28.6	26.7	18.2	16.7	15.4	14.3	16.7	15.4	14.3	13.3
EER						3.52	3.41	3.57	3.50	3.45	3.35	3.34	3.36	3.38	3.39	3.38	3.30	3.28	3.20
ESEER						5.49	5.45	5.73	5.66	5.65	5.62	5.46	5.40	5.59	5.54	5.67	5.66	5.55	5.47
IPLV						6.95	6.70	7.22	7.04	7.08	6.81	6.85	6.94	7.05	6.98	7.14	7.13	7.10	6.97
Dimensions	Unit	Height			mm	2,355													
		Width			mm	2,258													
		Depth			mm	3,218		4,117					5,015		5,917			6,817	
Weight (PS)	Unit				kg	2,436	2,565	2,810	2,815	3,026	3,031	4,290	4,517	4,764	5,007	5,241	5,269	5,489	5,591
	Operation weight				kg	2,536	2,591	2,962	2,967	3,076	3,080	4,460	4,687	5,034	5,277	5,511	5,524	5,744	5,838
Weight (PR)	Unit				kg	2,533	2,662	2,908	2,913	3,124	3,128	4,485	4,712	4,960	5,203	5,436	5,465	5,685	5,786
	Operation weight				kg	2,633	2,688	3,060	3,065	3,173	3,178	4,655	4,882	5,230	5,473	5,706	5,720	5,940	6,033
Water heat exchanger	Type					Plate heat exchanger						Single pass shell & tube							
	Water flow rate	Cooling	Nom.		l/s	8.9	10.6	11.8	13.0	14.0	15.1	16.2	17.7	20.0	21.6	23.7	26.5	28.7	30.6
	Water pressure drop	Cooling	Total		kPa	20	23	18	20	18	21	34	41	30	35	26	39	44	50
	Water volume				l	24	26	39		50		170		270			255		
Air heat exchanger	Type					High efficiency fin and tube type													
Compressor	Type					Inverter driven single screw compressor													
	Quantity					1						2							
Fan	Type					Direct propeller													
	Quantity					6		8					10		12			14	
	Air flow rate	Cooling	Nom.		l/s	20,172	19,284	26,896		25,712			33,621	32,140	40,345	38,568		47,069	44,996
	Speed				rpm	600													
Sound power level (PS)	Cooling	Nom.			dBA	96				97		99						100	
Sound power level (PR)	Cooling	Nom.			dBA	87					88	89		90					
Sound pressure level (PS)	Cooling	Nom.			dBA	77		76		77		79				78	79		
Sound pressure level (PR)	Cooling	Nom.			dBA	67	68	67		68		69							
Operation range	Air side	Cooling	Min.~Max.		°CDB	-18~51													
	Water side	Cooling	Min.~Max.		°CDB	-8~15													
Refrigerant	Type / GWP					R-134a / 1,430													
	Circuits	Quantity				1						2							
Refrigerant charge	Per circuit				kg	32.0	38.0	42.0	46.0	50.0	54.0	29.0	31.5	35.5	38.5	42.0	47.0	51.0	54.5
					TCO_2eq	45.8	54.3	60.1	65.8	71.5	77.2	41.5	45.0	50.8	55.1	60.1	67.2	72.9	77.9
Piping connections	Evaporator water inlet/outlet (OD)					88.9mm						139.7mm		168.3mm					
Unit	Starting current	Max			A	3													
	Running current	Cooling	Nom.		A	87	105	113	125	137	153	168	180	201	215	238	269	290	321
		Max			A	115	135	151	164	177	193	209	230	249	271	299	325	352	384
Power supply	Phase/Frequency/Voltage				Hz/V	3~/50/400													



Air cooled mini inverter heat pump

- Inverter technology to ensure low sound values and **leader-of-class ESEER**
- Wide operating range
- Easy 'plug and play' installation
- Single phase power supply and low starting currents make the unit **ideal for residential applications**
- Built-in hydronic module: no buffer tank required and a standard pump and main switch are included



EWYQ-ADVP

Digital controller

Heating & Cooling				EWYQ-ADVP	005	006	007
Cooling capacity	Nom.			kW	5.3 (1)	6.1 (1)	7.2 (1)
Heating capacity	Nom.			kW	6.02 (2) / 5.57 (3)	6.72 (2)/ 6.27 (3)	8.18 (2)/ 7.67(3)
Power input	Cooling	Nom.		kW	1.94 (1)	2.40 (1)	3.00 (1)
	Heating	Nom.		kW	1.65 (2)/ 2.02 (3)	1.89 (2)/ 2.29 (3)	2.41 (2)/ 2.88(3)
Capacity control	Method				Inverter controlled		
EER					2.72 (1)	2.53 (1)	2.39 (1)
COP					3.65 (2)/ 2.76 (3)	3.58 (2)/ 2.74 (3)	3.39 (2)/ 2.66 (3)
Space heating	Average climate water outlet 35°C	General	ηs (Seasonal space heating efficiency)	%	133		134
			SCOP		3.39	3.40	3.41
			Seasonal space heating eff. class		A+		
Dimensions	Unit	Height		mm	805		
		Width		mm	1,190		
		Depth		mm	360		
Weight	Unit			kg	100		
	Operation weight			kg	104		
Water heat exchanger	Type				Brazed plate		
	Water flow rate	Cooling	Nom.	l/min	15	17	20
		Heating	Nom.	l/min	18	20	24
Air heat exchanger	Type				Tube type		
Hydraulic components	Expansion vessel	Volume		l	6		
Compressor	Type				Hermetically sealed swing compressor		
	Quantity				1		
Fan	Type				Propeller fan		
	Quantity				1		
Sound power level	Cooling	Nom.		dBA	62		63
Sound pressure level	Cooling	Nom.		dBA	48		50
	Heating	Nom.		dBA	48		49
Operation range	Air side	Cooling	Min.~Max.	°CDB	10~43		
		Heating	Min.~Max.	°CDB	-15~25		
	Water side	Cooling	Min.~Max.	°CDB	5~20		
		Heating	Min.~Max.	°CDB	25~50		
Refrigerant	Type / GWP				R-410A / 2,087.5		
	Circuits	Quantity			1		
	Control				Inverter		
Refrigerant charge	Per circuit			kg	1.7		
				TCO_2eq	3.5		
Water circuit	Piping connections diameter			inch	1" MBSP		
Piping connections	Water heat exchanger drain				5/16 SAE flare		
Unit	Running current	Max		A	19.0		
Power supply	Phase/Frequency/Voltage			Hz/V	1~/50/230		

(1) Tamb 35°C - LWE 7°C (DT=5°C) (2) DB/WB 7°C/6°C - LWC 35°C (DT=5°C) (3) DB/WB 7°C/6°C - LWC 45°C (Dt=5°C)

Air cooled mini inverter heat pump

- Inverter technology to ensure low sound values and **leader-of-class ESEER**
- Wide operating range
- Built-in hydronic module: no buffer tank required and a standard pump and main switch are included
- Easy ‚plug and play' installation
- Single phase power supply **for residential applications**, three phase power supply model available **for light commercial applications**



EWYQ-ACV3/ACW1



Digital controller

Heating & Cooling				EWYQ	009ACV3	010ACV3	011ACV3	009ACW1	011ACW1	013ACW1
Cooling capacity	Nom.			kW	12.2 (1)/ 8.60 (2)	13.6 (1)/ 9.60 (2)	15.7 (1)/ 11.1 (2)	12.9 (1)/ 9.10 (2)	15.7 (1)/ 11.1 (2)	17.0 (1)/ 13.3 (2)
Heating capacity	Nom.			kW	10.2 (1)/ 9.90 (2)	11.7 (1)/ 11.4 (2)	13.8 (1)/ 12.9 (2)	11.20 (1)/ 10.90 (2)	13.2 (1)/ 12.4 (2)	14.8 (1)/ 13.9 (2)
Power input	Cooling	Nom.		kW	2.85 (1)/ 2.83 (2)	3.41 (1)/ 3.28 (2)	4.13 (1)/ 3.90 (2)	3.08 (1)/ 3.05 (2)	4.13 (1)/ 3.90 (2)	5.52 (1)/ 5.18 (2)
	Heating	Nom.		kW	2.43 (1)/ 2.99 (2)	2.81 (1)/ 3.46 (2)	3.20 (1)/ 3.94 (2)	2.69 (1)/ 3.31 (2)	3.07 (1)/ 3.78 (2)	3.47 (1)/ 4.27 (2)
Capacity control	Method				Inverter controlled					
EER					4.27 (1)/ 3.05 (2)	4.00 (1)/ 2.93 (2)	3.79 (1)/ 2.85 (2)	4.19 (1)/ 2.99 (2)	3.79 (1)/ 2.85 (2)	3.08 (1)/ 2.57 (2)
ESEER					4.31	4.30	4.33	4.43	4.44	4.36
COP					4.19 (1)/ 3.30 (2)	4.17 / (1) 3.29 (2)	4.30 (1)/ 3.27 (2)	4.17 (1)/ 3.28 (2)	4.31 (1)/ 3.27 (2)	4.28 (1)/ 3.25 (2)
Space heating	Average climate water outlet 35°C	General	ηs (Seasonal space heating efficiency)	%	126	131	134	126	134	130
			SCOP		3.22	3.34	3.41	3.22	3.41	3.30
			Seasonal space heating eff. class		A+					
Dimensions	Unit	Height		mm	1,435					
		Width		mm	1,420					
		Depth		mm	382					
Weight	Unit			kg	180					
Water heat exchanger	Type				Brazed plate					
	Quantity				1					
	Water flow rate	Heating	Nom.	l/min	28.3	32.6	36.9	31.2	35.5	39.8
	Water volume			l	1.01					
Air heat exchanger	Type				Hi-XSS					
Pump Standard	Nominal ESP unit	Cooling		kPa	60.5	57.8	53.2	59.2	53.2	40.9 / 45.6
		Heating		kPa	57.1	52.5	47.3	54.1	49.1	36.6 / 43.5
Hydraulic components	Expansion vessel	Volume		l	10					
Compressor	Type				Hermetically sealed scroll compressor					
	Quantity				1					
Fan	Type				Propeller fan					
	Quantity				2					
	Air flow rate	Cooling	Nom.	m^3/min	96.0	100	97.0	-		
		Heating	Nom.	m^3/min		90.0		-		
Fan motor	Speed	Cooling	Nom.	rpm	780					
		Heating	Nom.	rpm	760					
		Steps			8					
Sound power level	Cooling	Nom.		dBA		64		64		66
	Heating	Nom.		dBA	60	64	60	60		
Sound pressure level	Cooling	Nom.		dBA	50					
	Heating	Nom.		dBA	50					
	Night quiet mode	Cooling		dBA		45		45		46
		Heating		dBA		42		42		43
Operation range	Air side	Cooling	Min.~Max.	°CDB	10~46					
		Heating	Min.~Max.	°CDB	-15~35					
	Water side	Cooling	Min.~Max.	°CDB	5~20					
		Heating	Min.~Max.	°CDB	30~50					
Refrigerant	Type/GWP				R-410A / 2,087.5					
	Circuits	Quantity			1					
	Control				Electronic expansion valve					
Refrigerant charge	Per circuit			kg	2.95					
				TCO_2eq	6.16					
Water circuit	Piping			inch	5/4"					
	Piping connections diameter			inch	G 5/4" (female)					
Power supply	Phase/Frequency/Voltage			Hz/V	1~/50/230			3N~/50/400		

(1) Underfloor program: cooling Ta 35°C - LWE 18°C (Dt: 5°C); heating Ta DB/WB 7°C/6°C - LWC 35°C (Dt: 5°C) (2) Fan coil program: cooling Ta 35°C - LWE 7°C (Dt: 5°C); heating Ta DB/WB 7°C/6°C - LWC 45°C (Dt: 5°C)

Air cooled scroll inverter heat pump

- High efficiency with **leader-of-class ESEER**
- Minimal starting currents and short payback times
- No buffertank required for standard applications
- **Large operation range** (ambient temperature up to 43°C)
- A modbus gateway (RTD-W) can be installed per unit in order allow the control and monitoring by a Daikin controller or a third-party BMS, which will increase further the efficiency of the system
- All systems that are connected with RTD-W can be controlled and **monitored centrally** with the master/slave control kit: the sequencing controller EKCC-W



EWYQ-BAWN/BAWP BRC21A53/54

Heating & Cooling				EWYQ-BAWN/BAWP	016	021	025	032	040	050	064
Cooling capacity	Nom.			kW	17.4(1)/16.6(2)	21.7(1)/20.7(2)	25.8(1)/24.7(2)	32.3(1)/30.9(2)	43.4(1)/41.5(2)	51.8(1)/49.7(2)	64.5(1)/62.3(2)
Heating capacity	Nom.			kW	16.2(1)/17.00(2)	20.3(1)/21.30(2)	24.6(1)/25.70(2)	30.7(1)/32.10(2)	40.6(1)/42.50(2)	49.0(1)/51.10(2)	61.5(1)/63.70(2)
Power input	Cooling	Nom.		kW	5.60(1)/5.80(2)	7.25(1)/7.59(2)	9.29(1)/9.74(2)	13.0(1)/13.5(2)	14.7(1)/15.4(2)	18.8(1)/19.7(2)	26.4(1)/27.4(2)
	Heating	Nom.		kW	5.53(1)/5.73(2)	7.10(1)/7.44(2)	8.91(1)/9.36(2)	10.6(1)/11.1(2)	14.0(1)/14.7(2)	17.6(1)/18.5(2)	20.7(1)/21.7(2)
Capacity control	Method				Inverter controlled						
	Minimum capacity			%	25						
EER					3.11(1)/2.86(2)	2.99(1)/2.73(2)	2.78(1)/2.54(2)	2.48(1)/2.29(2)	2.95(1)/2.69(2)	2.76(1)/2.52(2)	2.44(1)/2.27(2)
ESEER					4.33(1)/4.21(2)	4.08(1)/4.18(2)	3.85(1)/4.04(2)	3.39(1)/3.62(2)	4.19(1)/4.24(2)	3.96(1)/4.12(2)	3.64(1)/3.78(2)
COP					2.93(1)/2.97(2)	2.86(1)/2.86(2)	2.76(1)/2.75(2)	2.90(1)/2.89(2)		2.78(1)/2.76(2)	2.97(1)/2.94(2)
Space heating	Average climate water outlet 35°C	General	ηs (Seasonal space heating efficiency)	%	130(1)/133(2)	126(1)/126(2)	130(1)/121(2)	120(1)/119(2)	126(1)/126(2)	138(1)/121(2)	121(1)/119(2)
			SCOP		3.33(1)/3.39(2)	3.22(1)/3.22(2)	3.32(1)/3.09(2)	3.08(1)/3.06(2)	3.22(1)/3.21(2)	3.53(1)/3.08(2)	3.09(1)/3.04(2)
			Seasonal space heating eff. class		A+(1)/A+(2)		A+(1)/A(2)	A(1)/A(2)	A+(1)/A+(2)	A+(1)/A(2)	A(1)/A(2)
Dimensions	Unit	Height		mm	1,684						
		Width		mm	1,370			1,680	2,360		2,980
		Depth		mm	774				780		
Weight	Unit			kg	264	317		397	571		730
	Operation weight			kg	267	320		401	577		738
Water heat exchanger	Type				Brazed plate						
	Water flow rate	Cooling	Nom.	l/min	50.0	62.0	74.0	93.0	124	148	185
		Heating	Nom.	l/min	46.0	58.0	71.0	88.0	116	140	176
	Water pressure drop	Cooling	Total	kPa	20	30	42	30		42	30
	Water volume			l	1.90			2.90	3.80		5.70
Air heat exchanger	Type				Hi-XSS						
Compressor	Type				Hermetically sealed scroll compressor						
	Quantity				1	2		3	4		6
Fan	Type				Axial						
	Quantity				1			2			4
	Air flow rate	Cooling	Nom.	m^3/min	171	185		233	370		466
		Heating	Nom.	m^3/min	171	185		233	370		466
Sound power level	Cooling	Nom.		dBA	78.0			80.0	81.0		83.0
Operation range	Air side	Cooling	Min.~Max.	°CDB	-5~43						
		Heating	Min.~Max.	°CDB	-15~35						
	Water side	Cooling	Min.~Max.	°CDB	-10~20						
		Heating	Min.~Max.	°CDB	25~50						
Refrigerant	Type / GWP				R-410A / 2,087.5						
	Circuits	Quantity			1						
	Control				Electronic expansion valve						
Refrigerant charge	Per circuit			kg	7.6			9.6	15.2		19.2
				TCO_2eq	15.9			20.0	31.7		40.1
Water circuit	Piping			inch	1-1/4"				1-1/2"		
	Piping connections diameter			inch	1-1/4" (female)				2" (female)		
Unit	Starting current	Max		A	0.00	77.7	78.7	88.7	99.8	102	121
	Running current	Max		A	22.2	25.3	26.4	35.2	47.4	49.6	67.2
Power supply	Phase/Frequency/Voltage			Hz/V	3N~/50/400						

(1) EWYQ-BAWN: Version without pump (2) EWYQ-BAWP: Version with pump

Air cooled scroll inverter heat pump, split version

- **Hydronic module for indoor installation** eliminating the need for glycol
- **Ideal for colder climates** as the lack of glycol will allow for high efficiencies
- Compact dimensions and limited pipework allow for **installation in very restricted spaces**
- Easy transportation as separate units will fit in an elevator



SEHVX-AAW+SERHQ-AAW1 BRC21A53/54

Heating & Cooling					SEHVX20AAW/ SERHQ020AAW1	SEHVX32AAW/ SERHQ032AAW1	SEHVX40AAW/ SERHQ020AAW1+SERHQ020AAW1	SEHVX64AAW/ SERHQ032AAW1+SERHQ032AAW1
Cooling capacity	Nom.			kW	20.7	30.9	41.5	62.3
Heating capacity	Nom.			kW	21.3 (1)/ 21.3 (2)	32.1 (1)/ 32.1 (2)	42.5 (1)/ 42.5 (2)	63.7 (1)/ 63.7(2)
Power input	Cooling	Nom.		kW	7.59	13.5	15.4	27.4
	Heating	Nom.		kW	6.12 (1)/ 7.44 (2)	8.72 (1)/ 11.1 (2)	12.0 (1)/ 14.7 (2)	16.9 (1)/ 21.7 (2)
EER					2.73	2.29	2.69	2.27
COP					3.48 (1)/2.86 (2)	3.68 (1)/ 2.89 (2)	3.54 (1)/ 2.89 (2)	3.77 (1)/ 2.94 (2)
Space heating	Average climate water outlet 35°C	General	SCOP		3.22	3.06	3.22	3.05
			ηs (Seasonal space heating efficiency)	%	126	119	126	120
			Seasonal space heating eff. class		A+	A	A+	A

Unit for indoor installation				SEHVX-AAW	SEHVX20AAW	SEHVX32AAW	SEHVX40AAW	SEHVX64AAW
Dimensions	Unit	Height		mm	1,573			
		Width		mm	766			
		Depth		mm	396			
Weight	Unit			kg	60	62	64	66
	Packed unit			kg	70	72	74	76
Sound power level	Nom.			dBA	63		66	
Operation range	Heating	Ambient	Min.~Max.	°C~°CDB	-15~35			
		Water side	Min.~Max.	°C	25~50			
	Indoor installation	Ambient	Min.	°CDB	5			
			Max.	°CDB	35			
	Cooling	Ambient	Min.~Max.	°CDB	-5~43			
		Water side	Min.~Max.	°C	5~20			
Refrigerant	Type / GWP				R-410A / 2,087.5			
	Circuits	Quantity			1			
	Control				Electronic expansion valve			
Water circuit	Piping connections diameter			inch	G 1"1/4 (female)		G 2" (female)	
	Piping			inch	1-1/4"		1-1/2"	
	Water pressure drop	Cooling	Nom.	kPa	176	151	231	141
		Heating	Nom.	kPa	174	149	229	139
	Total water volume			l	3.2	4.2	5.8	7.7
Water side Heat exchanger	Type				Brazed plate			
	Water volume			l	1.9	2.9	3.8	5.7
	Water flow rate	Heating	Nom.	l/min	61	92	122	183
		Cooling	Nom.	l/min	59	89	119	179
Current	Maximum running current	Cooling		A	5.54	5.64	7.24	
		Heating		A	5.54	5.64	7.24	
Power supply	Phase/Frequency/Voltage			Hz/V	3N~/50/400			

Outdoor Unit				SERHQ-AAW1	SERHQ020AAW1	SERHQ032AAW1
Dimensions	Unit	Height		mm	1,680	
		Width		mm	930	1,240
		Depth		mm	765	
Weight	Unit			kg	240.00	316.00
	Packed unit			kg	273.00	355.95
Compressor	Quantity				2	3
	Type				Hermetically sealed scroll compressor	
Fan	Type				Propeller fan	
	Quantity				1	2
	Air flow rate	Cooling	Nom.	m^3/min	185	233
		Heating	Nom.	m^3/min	185	233

(1) Heating Ta DB/WB 7/6°C - LWC 35°C (DT=5°C) (2) Heating Ta DB/WB 7/6°C - LWC 45°C

Air cooled multi-scroll heat pump, high efficiency, standard sound

- Single refrigerant circuit (2 scroll compressors) with single evaporator
- Compact design to allow easy indoor installation or retrofit operations
- Partial and total heat recovery option available
- Stainless steel plate heat exchanger

Heating & Cooling				EWYQ-G-XS	075	085	100	110	120	140	160
Cooling capacity	Nom.			kW	77.8	88.1	101	117	127	147	165
Heating capacity	Nom.			kW	82.2	91.2	110	127	138	156	170
Power input	Cooling	Nom.		kW	27.0	31.5	36.0	39.5	44.7	50.2	57.8
	Heating	Nom.		kW	26	29	34	39	43	50	54
Capacity control	Method				Step						
	Minimum capacity			%	50	44	50	44	50	43	50
EER					2.88	2.80	2.81	2.97	2.84	2.92	2.85
ESEER					3.90	3.94	3.97	4.03	3.92	3.96	
COP					3.14	3.12	3.24	3.25	3.20	3.11	3.13
IPLV					4.40	4.47	4.40	4.49	4.40	4.50	
Space heating	Average climate water outlet 35°C	General	ηs (Seasonal space heating efficiency)	%	131	129	142	140	142	138	140
			SCOP		3.35	3.31	3.62	3.58	3.63	3.53	3.58
Dimensions	Unit	Height		mm	1,800						
		Width		mm	1,195						
		Depth		mm	2,826			3,426		4,026	
Weight	Unit			kg	850	912	1,077	1,183	1,213	1,333	1,394
	Operation weight			kg	858	921	1,088	1,194	1,224	1,344	1,411
Water heat exchanger	Type				Brazed plate						
	Water flow rate	Cooling	Nom.	l/s	3.7	4.2	4.8	5.6	6.1	7.0	7.9
		Heating	Nom.	l/s	4.0	4.4	5.3	6.1	6.7	7.5	8.2
	Water pressure drop	Cooling	Nom.	kPa	8.40	8.30	8.70	11.6	13.7	18.2	19.9
		Heating	Nom.	kPa	9.50	9.10	11.20	14.40	17.20	21.70	22.50
	Water volume			l	8.10	9.40	10.8				16.7
Air heat exchanger	Type				High efficiency fin and tube type with integral subcooler						
Compressor	Type				Scroll compressor						
	Quantity				2						
Fan	Type				Direct propeller						
	Quantity				6			8		10	
	Air flow rate	Nom.		l/s	10,042		9,861	13,148		16,435	
	Speed			rpm	1,360						
Sound power level	Cooling	Nom.		dBA	84	85	87	89			
Sound pressure level	Cooling	Nom.		dBA	66	68	70	71			
Operation range	Air side	Cooling	Min.~Max.	°CDB	-10~45						
	Water side	Cooling	Min.~Max.	°CDB	-10~15						
Refrigerant	Type / GWP				R-410A / 2,087.5						
	Circuits	Quantity			1						
Refrigerant charge	Per circuit			kg	15.0		18.0	23.0		30.0	
				TCO_2eq	31.3		37.6	48.0		62.6	
Piping connections	Evaporator water inlet/outlet (OD)				2" 1/2						
Unit	Starting current	Max		A	210	261	267	316	323	363	377
	Running current	Cooling	Nom.	A	52	56	60	69	76	88	95
		Max		A	66	72	78	87	95	111	125
Power supply	Phase/Frequency/Voltage			Hz/V	3~/50/400						

Air cooled multi-scroll heat pump, high efficiency, reduced sound



EWYQ-G-XS/XR

Heating & Cooling				EWYQ-G-XR	075	085	100	110	120	140	160
Cooling capacity	Nom.			kW	75.2	84.5	95.0	111	120	139	155
Heating capacity	Nom.			kW	82.2	91.2	110	127	138	156	170
Power input	Cooling	Nom.		kW	27.7	32.7	38.6	41.5	47.4	52.8	61.5
	Heating	Nom.		kW	26	29	34	39	43	50	54
Capacity control	Method				Step						
	Minimum capacity			%	50	44	50	44	50	43	50
EER					2.71	2.59	2.46	2.68	2.52	2.64	2.51
ESEER					3.85	3.90	3.79	3.92	3.76	3.86	3.79
COP					3.14	3.12	3.24	3.25	3.20	3.11	3.13
IPLV					4.35	4.41	4.29	4.42	4.27	4.40	4.35
Space heating	Average climate water outlet 35°C	General	ηs (Seasonal space heating efficiency)	%	131	129	142	140	142	138	140
			SCOP		3.35	3.31	3.62	3.58	3.63	3.53	3.58
Dimensions	Unit	Height		mm	1,800						
		Width		mm	1,195						
		Depth		mm	2,826			3,426		4,026	
Weight	Unit			kg	880	942	1,107	1,213	1,243	1,363	1,424
	Operation weight			kg	888	951	1,118	1,224	1,254	1,374	1,441
Water heat exchanger	Type				Brazed plate						
	Water flow rate	Cooling	Nom.	l/s	3.6	4.0	4.5	5.3	5.7	6.7	7.4
		Heating	Nom.	l/s	4.0	4.4	5.3	6.1	6.7	7.5	8.2
	Water pressure drop	Cooling	Nom.	kPa	7.90	7.70	7.60	10.5	12.1	16.4	17.5
		Heating	Nom.	kPa	9.50	9.10	11.2	14.4	17.2	21.7	22.5
	Water volume			l	8.10	9.40	10.8				16.7
Air heat exchanger	Type				High efficiency fin and tube type with integral subcooler						
Compressor	Type				Scroll compressor						
	Quantity				2						
Fan	Type				Direct propeller						
	Quantity				6			8		10	
	Air flow rate	Nom.		l/s	7,859		7,101	9,468		11,835	
	Speed			rpm	1,108						
Sound power level	Cooling	Nom.		dBA	80	82	84	86			
Sound pressure level	Cooling	Nom.		dBA	62	65	66	68		67	
Operation range	Air side	Cooling	Min.~Max.	°CDB	-10~45						
	Water side	Cooling	Min.~Max.	°CDB	-10~15						
Refrigerant	Type / GWP				R-410A / 2,087.5						
	Circuits	Quantity			1						
Refrigerant charge	Per circuit			kg	210	261	267	316	323	363	377
				TCO_2eq	31.3		37.6	48.0		62.6	
Unit	Starting current	Max		A	210	261	267	316	323.0	363	377
	Running current	Cooling	Nom.	A	54	60	65	71	80	90	103
		Max		A	66	72	78	87	95	111	125
Power supply	Phase/Frequency/Voltage			Hz/V	3~/50/400						

Air cooled multi-scroll heat pump, high efficiency, standard/low sound

- **Class A efficiency in heating mode**
- Extended operation range: ambient temperatures from -10°C up to +46°C in cooling mode and down to -17°C in heating mode
- 2 truly independent refrigerant circuits
- Reduced footprint thanks to the **V-shaped frame** (EWYQ160-230F-XS/XL & EWYQ160-220F-XR)
- Reliable and efficient scroll compressors with **high EER values**
- Chiller series design entirely based on new European directives (EN14511, EN14825)
- Top serviceability level thanks to reduced weight, compact footprint and optimized components accessibility
- The unit can be equipped with a hydraulic module optimizing installation time, space and cost
- Wide range of available options and accessories
- Inverter fans management for enhanced part load efficiencies
- Nordic kit option to improve the chiller working conditions in heating mode
- MicroTech III controller with superior control logic and easy interface

Heating & Cooling				EWYQ-F-XS/XL	160	190	210	230	310	340	380	400	430	510	570	630
Cooling capacity	Nom.			kW	164	184	205	231	304	335	376	401	427	502	565	624
Heating capacity	Nom.			kW	173	197	227	254	329	362	404	429	463	535	607	674
Power input	Cooling	Nom.		kW	57.6	63.3	70.3	79.3	102	114	129	138	145	172	195	214
	Heating	Nom.		kW	54.0	61.6	70.5	79.2	101	113	126	133	140	167	190	210
Capacity control	Method				Step											
	Minimum capacity			%	25.0									17.0		
EER					2.84	2.91	2.92		2.99	2.93	2.91	2.90	2.94	2.92	2.90	2.91
ESEER					3.73	3.89	3.81	3.71	4.07	4.19	3.99	3.96	4.14	4.20	3.98	4.06
COP					3.20		3.22	3.21	3.24	3.21		3.23	3.30	3.21	3.20	3.21
IPLV					4.45	4.47	4.55	4.38	4.56	4.61	4.38	4.50	4.70	4.71	4.56	4.74
Space heating	Average climate water outlet 35°C	General	ηs (Seasonal space heating efficiency)	%	128	134	129		143	147	-					
			SCOP		3.28	3.42	3.31	3.30	3.64	3.75	-					
Dimensions	Unit	Height		mm	2,270				2,220							
		Width		mm	1,200				2,258							
		Depth		mm	4,370		5,270		4,125			5,025		5,925		6,825
Weight (XS)	Unit			kg	1,430	1,850	2,300	2,350	2,900	2,910	2,920	3,730	3,750	4,250	4,280	4,670
	Operation weight			kg	1,470	1,890	2,340	2,390	2,980	2,990	3,000	3,840	3,850	4,370	4,400	4,780
Weight (XL)	Unit			kg	1,520	1,940	2,400	2,440	3,060	3,070	3,080	3,890	3,900	4,400	4,440	4,820
	Operation weight			kg	1,570	1,980	2,440	2,480	3,130	3,150	3,160	3,990	4,010	4,520	4,550	4,940
Water heat exchanger	Type				Plate heat exchanger											
	Water flow rate	Cooling	Nom.	l/s	7.8	8.8	9.8	11.1	14.6	16.0	18.0	19.2	20.4	24.0	27.1	29.9
		Heating	Nom.	l/s	8.3	9.5	10.9	12.2	15.9	17.5	19.5	20.7	22.3	25.8	29.3	32.5
	Water pressure drop	Cooling	Nom.	kPa	22	28	36	40	21	27	30	29	34	37	42	56
		Heating	Nom.	kPa	25	32	43	50	25	31	37	33	40	43	50	66
	Water volume			l	18				44			60		70		
Air heat exchanger	Type				High efficiency fin and tube type with integral subcooler											
Compressor	Type				Scroll compressor											
	Quantity				4									6		
Fan	Type				Direct propeller											
	Quantity				4		5		8			10		12		14
	Air flow rate	Nom.		l/s	22,577	21,593	26,992		43,187			55,213	53,983	64,780		75,577
	Speed			rpm	900											
Sound power level (XS)	Cooling	Nom.		dBA	92	94	95		97		98	99			100	
Sound power level (XL)	Cooling	Nom.		dBA	89	92	93		95			96		97		98
Sound pressure level (XS)	Cooling	Nom.		dBA	72	74	75	76	77		78		79			80
Sound pressure level (XL)	Cooling	Nom.		dBA	70	73		74	75				76	77		
Operation range	Air side	Cooling	Min.~Max.	°CDB	-10~46											
		Heating	Min.~Max.	°CDB	-17~20											
	Water side	Cooling	Min.~Max.	°CDB	-13~15											
		Heating	Min.~Max.	°CDB	25~50											
Refrigerant	Type / GWP				R-410A / 2,087.5											
	Circuits	Quantity			2											
Refrigerant charge	Per circuit			kg	16.0	20.0		24.0	35.0	36.0	35.0	46.0		55.0	52.5	68.0
				TCO_2eq	33.4	41.8		50.1	73.1	75.2	73.1	96.0		114.8	109.6	142.0
Piping connections	Evaporator water inlet/outlet (OD)				2.5"				3"							
Unit	Starting current	Max		A	282	536	353	560	600	516	637	659	666	648	787	827
	Running current	Cooling	Nom.	A	115	140	128	162	193	205	235	251	257	307	353	384
		Max		A	138	165	164	196	246	264	295	316	330	396	442	491
Power supply	Phase/Frequency/Voltage			Hz/V	3~/50/400											

Air cooled multi-scroll heat pump, high efficiency, reduced sound



EWYQ-F-XS/XL/XR



MicroTech III

Heating & Cooling				EWYQ-F-XR	160	180	200	220	300	330	360	390	420	490	550	610
Cooling capacity	Nom.			kW	158	178	199	223	296	326	363	389	415	487	546	606
Heating capacity	Nom.			kW	173	197	227	254	329	362	404	429	463	535	607	674
Power input	Cooling	Nom.		kW	56.2	62.3	68.4	77.9	97.4	111	127	134	141	167	191	210
	Heating	Nom.		kW	54.0	61.6	70.5	79.2	101	113	126	133	140	167	190	210
Capacity control	Method				Step											
	Minimum capacity			%	25.0									17.0		
EER					2.81	2.86	2.92	2.87	3.04	2.93	2.86	2.90	2.93	2.91	2.85	2.89
ESEER					4.33	4.39	4.38	4.19	4.63	4.68	4.37	4.44	4.60	4.83	4.50	4.62
COP					3.20		3.22	3.21	3.24	3.21		3.23	3.30	3.21	3.20	3.21
IPLV					5.11	5.18	5.22	4.96	5.25	5.35	4.97	5.08	5.25	5.54	5.13	5.36
Space heating	Average climate water outlet 35°C	General	ηs (Seasonal space heating efficiency)	%	128	134	129		143	147	-					
			SCOP		3.28	3.42	3.31	3.30	3.64	3.75	-					
Dimensions	Unit	Height		mm	2,270				2,220							
		Width		mm	1,200				2,258							
		Depth		mm	4,370		5,270		4,125			5,025		5,925		6,825
Weight	Unit			kg	1,520	1,940	2,400	2,440	3,060	3,070	3,080	3,890	3,900	4,400	4,440	4,820
	Operation weight			kg	1,570	1,980	2,440	2,480	3,130	3,150	3,160	3,990	4,010	4,520	4,550	4,940
Water heat exchanger	Type				Plate heat exchanger											
	Water flow rate	Cooling	Nom.	l/s	7.5	8.5	9.6	10.7	14.2	15.6	17.4	18.6	19.8	23.3	26.1	29.0
		Heating	Nom.	l/s	8.3	9.5	10.9	12.2	15.9	17.5	19.5	20.7	22.3	25.8	29.3	32.5
	Water pressure drop	Cooling	Nom.	kPa	20	26	34	38	20	25	28	27	32	35	39	53
		Heating	Nom.	kPa	25	32	43	50	25	31	37	33	40	43	50	66
	Water volume			l	18				44			60		70		
Air heat exchanger	Type				High efficiency fin and tube type with integral subcooler											
Compressor	Type				Scroll compressor											
	Quantity				4									6		
Fan	Type				Direct propeller											
	Quantity				4		5		8			10		12		14
	Air flow rate	Nom.		l/s	17,380	16,564	20,706		33,129			42,431	41,411	49,693		57,975
	Speed			rpm	700											
Sound power level	Cooling	Nom.		dBA	83	84	86		88		89	90		92		
Sound pressure level	Cooling	Nom.		dBA	64	65	66	67	69			70		71		
Operation range	Air side	Cooling	Min.~Max.	°CDB	-10~46											
		Heating	Min.~Max.	°CDB	-17~20											
	Water side	Cooling	Min.~Max.	°CDB	-13~15											
		Heating	Min.~Max.	°CDB	25~50											
Refrigerant	Type / GWP				R-410A / 2,087.5											
	Circuits	Quantity			2											
Refrigerant charge	Per circuit			kg	16.0	18.0	20.0	24.0	35.0	36.0	35.0	46.0		55.0		68.0
				TCO_2eq	33.4	37.6	41.8	50.1	73.1	75.2	73.1	96.0		114.8		142.0
Piping connections	Evaporator water inlet/outlet (OD)				2.5"				3"							
Unit	Starting current	Max		A	276	530	346	553	589	505	626	645	652	631	770	807
	Running current	Cooling	Nom.	A	114	138	126	160	187	201	232	245	252	301	350	379
		Max		A	133	160	157	189	235	253	283	302	316	379	425	471
Power supply	Phase/Frequency/Voltage			Hz/V	3~/50/400											

Air cooled screw inverter heat pump, standard efficiency, standard sound

- Ideal solution for **commercial comfort cooling and/or heating applications**
- Optimum ESEER values
- 2-3 truly independent refrigerant circuits
- Low starting current
- DX shell and tube evaporator – one pass refrigerant side to minimize pressure drops
- Standard electronic expansion valve
- Optimised defrost cycles
- Partial and total heat recovery option available
- Power factor up to 0.95
- PID microprocessor control

Heating & Cooling				EWYD-BZSS	250	270	290	320	340	370	380	410	440	460	510	520	580
Cooling capacity	Nom.			kW	253	272	291	323	337	363	380	411	433	455	502	519	580
Heating capacity	Nom.			kW	271	298	325	334	350	380	412	445	465	477	533	561	618
Power input	Cooling	Nom.		kW	91.3	101	110	117	125	135	144	154	165	163	182	189	218
	Heating	Nom.		kW	91.4	100	108	118	126	133	143	157	167	165	178	186	208
Capacity control	Method				Stepless												
	Minimum capacity			%	13.0									9.0			
EER					2.77	2.70	2.65	2.75	2.69	2.68	2.63	2.66	2.62	2.79	2.76	2.74	2.67
ESEER					3.93	3.92	3.89	3.95	3.89	3.90	3.82	3.91	3.89	4.18	4.01		3.93
COP					2.96	2.97	3.00	2.82	2.78	2.85	2.88	2.83	2.79	2.88	2.99	3.01	2.97
IPLV					4.58	4.62		4.75	4.64	4.71	4.67	4.73	4.69	4.85	4.89	4.85	4.78
Space heating	Average climate water outlet 35°C	General	ηs (Seasonal space heating efficiency)	%	125						-						
			SCOP		3.21		3.20		3.21		-						
Dimensions	Unit	Height		mm	2,335									2,280			
		Width		mm	2,254												
		Depth		mm	3,547			4,428				5,329		6,659			
Weight	Unit			kg	3,410	3,455	3,500	3,870		3,940	4,010	4,390		5,015	5,495	5,735	
	Operation weight			kg	3,550	3,595	3,640	4,010		4,068	4,138	4,518		5,255	5,724	5,964	5,953
Water heat exchanger	Type				Single pass shell & tube												
	Water flow rate	Cooling	Nom.	l/s	12.1	13.0	13.9	15.5	16.2	17.4	18.2	19.7	20.8	21.8	24.1	24.9	27.8
		Heating	Nom.	l/s	13.1	14.4	15.7	16.1	16.9	18.3	19.8	21.4	22.4	23.0	25.6	27.0	29.7
	Water pressure drop	Cooling	Nom.	kPa	40	46	44	50	55	60	65	74	80	47	85	91	61
		Heating	Nom.	kPa	30	35	52	37	40	45	51	59	64	42	63	69	59
	Water volume			l	138			133			128			240	229		218
Air heat exchanger	Type				High efficiency fin and tube type with integral subcooler												
Compressor	Type				Single screw compressor												
	Quantity				2									3			
Fan	Type				Direct propeller												
	Quantity				6			8				10		12			
	Air flow rate	Nom.		l/s	31,729	31,422	31,115	42,306		42,337	41,487	52,882		63,458	62,640	61,652	62,231
	Speed			rpm	900												
Sound power level	Cooling	Nom.		dBA	101							102		104			
Sound pressure level	Cooling	Nom.		dBA	82							83		84			
Operation range	Air side	Cooling	Min.~Max.	°CDB	-10~45												
		Heating	Min.~Max.	°CDB	-10~20												
	Water side	Cooling	Min.~Max.	°CDB	-8~15												
		Heating	Min.~Max.	°CDB	35~55												
Refrigerant	Type / GWP				R-134a / 1,430												
	Circuits	Quantity			2									3			
Refrigerant charge	Per circuit			kg	43.0	44.0	43.0	46.0		46.5	47.0	50.0		47.0			49.0
				TCO_2eq	61.5	62.9	61.5	65.8		66.5	67.2	71.5		67.2			70.1
Piping connections	Evaporator water inlet/outlet (OD)				139.7mm									219.1mm			
Unit	Starting current	Max		A	150			181		204		224	238	245	300	323	
	Running current	Cooling	Nom.	A	137	150	164	176	188	202	214	229	244	246	270	281	322
		Max		A	211		212	254		288		316	336	329	398	432	
Power supply	Phase/Frequency/Voltage			Hz/V	3~/50/400												

Air cooled screw inverter heat pump, standard efficiency, low sound



EWYD-BZSS/SL MicroTech II

Heating & Cooling					EWYD-BZSL	250	270	290	320	330	360	370	400	430	450	490	510	570
Cooling capacity	Nom.			kW		247	265	290	315	330	353	370	401	423	446	490	507	565
Heating capacity	Nom.			kW		271	298	325	334	350	380	412	445	465	477	533	561	618
Power input	Cooling	Nom.		kW		89.5	99.5	110	115	123	134	144	151	163	158	177	186	216
	Heating	Nom.		kW		91.4	100	108	118	126	133	143	157	167	165	178	186	208
Capacity control	Method					Stepless												
	Minimum capacity			%		13.0									9.0			
EER						2.76	2.66	2.62	2.75	2.68	2.64	2.57	2.66	2.59	2.83	2.77	2.73	2.61
ESEER						4.06	4.04	4.03	4.17	4.09	4.04	4.01	4.06	4.02	4.18	4.16	4.10	3.98
COP						2.96	2.97	3.00	2.82	2.78	2.85	2.88	2.83	2.79	2.88	2.99	3.01	2.97
IPLV						4.90	4.96	4.91	5.17	5.08	5.12	5.06	5.22	5.13	5.07	5.03	4.99	4.90
Space heating	Average climate water outlet 35°C	General	ηs (Seasonal space heating efficiency)	%		125						-						
			SCOP			3.21		3.20		3.21		-						
Dimensions	Unit	Height		mm		2,335									2,280			
		Width		mm		2,254												
		Depth		mm		3,547			4,428				5,329		6,659			
Weight	Unit			kg		3,750	3,795	3,840	4,210		4,280	4,350	4,730		5,525	6,005	6,245	
	Operation weight			kg		3,888	3,933	3,978	4,343		4,408	4,478	4,858		5,765	6,234	6,474	6,463
Water heat exchanger	Type					Single pass shell & tube												
	Water flow rate	Cooling	Nom.	l/s		11.8	12.7	13.9	15.1	15.8	16.9	17.7	19.2	20.3	21.4	23.5	24.3	27.1
		Heating	Nom.	l/s		13.1	14.4	15.7	16.1	16.9	18.3	19.8	21.4	22.4	23.0	25.6	27.0	29.7
	Water pressure drop	Cooling	Nom.	kPa		38	44	42	48	53	57	62	71	77	45	82	87	58
		Heating	Nom.	kPa		30	35	52	37	40	45	51	59	64	42	63	69	59
	Water volume			l		138			133		128				240	229		218
Air heat exchanger	Type					High efficiency fin and tube type with integral subcooler												
Compressor	Type					Single screw compressor												
	Quantity					2									3			
Fan	Type					Direct propeller												
	Quantity					6			8				10		12			
	Air flow rate	Cooling	Nom.	l/s		24,432	24,264	24,095	32,576		32,628	32,127	40,720		48,863	48,415	47,732	48,191
	Speed			rpm		700												
Sound power level	Cooling	Nom.		dBA		94			95						97			
Sound pressure level	Cooling	Nom.		dBA		76									77			
Operation range	Air side	Cooling	Min.~Max.	°CDB		-10~45												
		Heating	Min.~Max.	°CDB		-10~20												
	Water side	Cooling	Min.~Max.	°CDB		-8~15												
		Heating	Min.~Max.	°CDB		35~55												
Refrigerant	Type / GWP					R-134a / 1,430												
	Circuits	Quantity				2									3			
Refrigerant charge	Per circuit			kg		43.0	44.0	43.0	46.0		46.5	47.0	50.0		47.0			49.0
				TCO_2eq		61.5	62.9	61.5	65.8		66.5	67.2	71.5		67.2			70.1
Piping connections	Evaporator water inlet/outlet (OD)					139.7mm									219.1mm			
Unit	Starting current	Max		A		145		146	176		199		217	231	234	288	311	305
	Running current	Cooling	Nom.	A		134	148	163	171	184	199	212	224	240	238	263	275	319
		Max		A		202		203	243		277		302	322	313	381	415	406
Power supply	Phase/Frequency/Voltage			Hz/V		3~/50/400												

Air cooled screw condensing unit, standard efficiency, standard sound

› One refrigerant circuit with single screw compressor
› Compact design
› Large operation range (ambient temperature down to -18°C)
› Extensive option list (heat recovery option available)

Cooling only				ERAD-E-SS	120	140	170	200	220	250	310	370	440	490
Cooling capacity	Nom.			kW	121	144	165	196	219	251	309	370	435	488
Power input	Cooling	Nom.		kW	42.1	51.2	57.7	65.6	74.2	77.0	93.8	123	148	161
Capacity control	Method				Stepless									
	Minimum capacity			%	25.0									
EER					2.88	2.82	2.86	2.99	2.95	3.27	3.30	3.02	2.95	3.02
Dimensions	Unit	Height		mm	2,273						2,223			
		Width		mm	1,292						2,236			
		Depth		mm	2,165		3,065		3,965		3,070			
Weight	Unit			kg	1,584		1,741		1,936		2,679			
	Operation weight			kg	1,617		1,781		1,981		2,756			
Air heat exchanger	Type				High efficiency fin and tube type with integral subcooler									
Compressor	Type				Single screw compressor									
	Quantity				1									
Fan	Type				Direct propeller									
	Air flow rate	Nom.		l/s	10,924	10,576	16,386	15,865	21,848	21,153	32,772		31,729	
	Quantity				2		3		4		6			
	Speed	Cooling	Nom.	rpm	900									
Sound power level	Cooling	Nom.		dBA	92				93	94		95		
Sound pressure level	Cooling	Nom.		dBA	74					75				76
Operation range	Saturated suction temp.			°C	-9~12									
	Condenser inlet temp.			°C	-18~48									
Refrigerant	Type / GWP				R-134a / 1,430									
	Circuits	Quantity			1									
Piping connections	Evaporator water inlet/outlet (OD)				76mm							139.7mm		
Unit	Maximum starting current			A	151		195		288		330	410		
	Nominal running current (RLA)	Cooling		A	72	88	98	110	125	129	158	204	244	266
	Maximum running current			A	86	103	119	132	157	164	198	242	284	298
Power supply	Phase/Frequency/Voltage			Hz/V	3~/50/400									

Air cooled screw condensing unit, standard efficiency, low sound



ERAD-E-SS/SL

MicroTech III

Cooling only				ERAD-E-SL	120	140	160	190	210	240	300	350	410	460
Cooling capacity	Nom.			kW	116	137	159	187	209	243	298	352	409	462
Power input	Cooling	Nom.		kW	42.4	52.5	57.7	66.3	73.9	78.1	91.9	122	150	167
Capacity control	Method				Stepless									
	Minimum capacity			%	25.0									
EER					2.74	2.61	2.75	2.83		3.11	3.24	2.88	2.73	2.76
Dimensions	Unit	Height		mm	2,273						2,223			
		Width		mm	1,292						2,236			
		Depth		mm	2,165		3,065		3,965		3,070			
Weight	Unit			kg	1,684		1,841		2,036		2,789			
	Operation weight			kg	1,717		1,881		2,081		2,886			
Air heat exchanger	Type				High efficiency fin and tube type with integral subcooler									
Compressor	Type				Single screw compressor									
	Quantity				1									
Fan	Type				Direct propeller									
	Air flow rate	Nom.		l/s	8,373	8,144	12,560	12,216	16,747	16,288	25,120		24,432	
	Quantity				2		3		4		6			
	Speed	Cooling	Nom.	rpm	700									
Sound power level	Cooling	Nom.		dBA	89		90		91	92				93
Sound pressure level	Cooling	Nom.		dBA	71					73				74
Operation range	Saturated suction temp			°C	-9~12									
	Condenser inlet temp			°C	-18~48									
Refrigerant	Type / GWP				R-134a / 1,430									
	Circuits	Quantity			1									
Piping connections	Evaporator water inlet/outlet (OD)				76mm							139.7mm		
Unit	Maximum starting current			A	151		195		288		330	410		
	Nominal running current (RLA)	Cooling		A	73	90	98	112	125	131	155	204	249	275
	Maximum running current			A	83	100	115	128	151	158	189	234	276	290
Power supply	Phase/Frequency/Voltage			Hz/V	3~/50/400									

Water cooled screw chiller, standard efficiency, standard sound

- All models are PED pressure vessel approved
- 1 or 2 stepless single-screw compressors
- One or two truly independent refrigerant circuits for outstanding reliability
- Shell and tube heat exchanger
- Optimised for use with **R-410A**
- Standard electronic expansion valve
- Compact design
- Partial heat recovery available
- MicroTech III controller with superior control logic and easy interface

Cooling only				EWWQ-B-SS	380	460	560	640	730	800	860	870	960	C10	C11	C12	C13	C14	C15	C16	C17	C19	C20
Cooling capacity	Nom.			kW	379	462	560	635	724	793	859	868	956	1,003	1,050	1,181	1,251	1,320	1,452	1,595	1,754	1,896	2,055
Power input	Cooling	Nom.		kW	89.2	109	133	150	170	179	207	199	218	247	243	268	285	303	337	373	407	441	477
Capacity control	Method				Stepless																		
	Minimum capacity			%	12.5					25.0	12.5	25.0		12.5	25.0								
EER					4.24		4.21	4.22	4.25	4.42	4.15	4.36	4.38	4.07	4.32	4.41	4.38	4.35	4.31	4.28	4.31	4.30	4.31
ESEER					4.64	4.69	4.70		4.46	5.08	4.35	5.07	5.03	4.28	5.04	5.05	5.06	5.00	4.66	4.76	4.61	4.63	4.54
IPLV					5.57	5.62		5.63	5.32	5.58	5.15	5.75	5.92	5.08	5.90	5.93		5.85	5.46	5.44	5.34	5.38	5.32
Dimensions	Unit	Height		mm	1,849		2,001		1,848	2,158	1,848	2,158		1,851	2,378	2,455			2,495				
		Width		mm	1,140		1,276		1,314	1,350	1,327	1,350		1,314	1,350								
		Depth		mm	3,373		3,454		3,535	5,020	3,535	5,020		3,535	4,894	5,070			4,892			4,865	
Weight	Unit			kg	1,933	1,967	2,283	2,332	2,407	3,921	2,427	3,949	3,988	2,457	4,344	4,529	4,536	4,607	4,988	4,999	5,053	5,204	5,289
	Operation weight			kg	2,135	2,169	2,543	2,628	2,777	4,422	2,795	4,463	4,496	2,812	4,780	5,186	5,200	5,280	5,602	5,615	5,670	5,881	5,970
Water heat exchanger - evaporator	Type				Single pass shell and tube																		
	Water volume			l	124	118	176	170	274	344	266	344	325	251	325	538			505		495	539	527
	Water flow rate	Nom.		l/s	18.1	22.1	26.8	30.4	34.7	38.0	41.1	41.6	45.8	48.0	50.3	56.5	59.9	63.2	69.5	76.5	84.1	91.0	98.7
	Water pressure drop	Cooling	Nom.	kPa	48	63	44	47	54	53	49	62	58	56	69	45	49	54	59	69	88	97	120
Water heat exchanger - condenser	Type				Single pass shell and tube																		
	Water flow rate	Nom.		l/s	22.4	27.4	33.2	37.7	43.1	23.3	51.3	23.3	28.2	60.1	28.2	34.7	34.8	38.9	43.0	43.4	52.0	52.3	60.9
	Water flow rate 2	Nom.		l/s	-					23.3	-	27.9	28.2	-	33.8	34.7	38.9		43.0	51.3	52.0	60.1	60.9
	Water pressure drop	Cooling	Nom.	kPa	59	63	67	65	16	64	20	64	67	26	67	73	69		16		17		15
	Water pressure drop 2	Cooling	Nom.	kPa	-					64	-	66	67	-	69	73	69		16	19	17	14	15
Compressor	Type				Single screw compressor																		
	Quantity				1					2	1	2		1	2								
Sound power level	Cooling	Nom.		dBA	100	101	102			105	102	105		103	105		107		106		107		108
Sound pressure level	Cooling	Nom.		dBA	82	83	84		83	84	85			86	87				86	87		88	
Operation range	Evaporator	Cooling	Min.~Max.	°CDB	-4~10																		
	Condenser	Cooling	Min.~Max.	°CDB	25~45																		
Refrigerant	Type / GWP				R-410A / 2,087.5																		
	Circuits	Quantity			1					2	1	2		1	2								
Refrigerant charge	Per circuit			kg	120.0	100.0	175.0	90.0	80.0	85.0	90.0	45.0	85.0	100.0	160.0	100.0	150.0		130.0		150.0	160.0	130.0
				TCO_2eq	250.5	208.8	365.3	187.9	167.0	177.4	187.9	93.9	177.4	208.8	334.0	208.8	313.1		271.4		313.1	334.0	271.4
Piping connections	Evaporator water inlet/outlet			mm	152.4		203.2									254							
	Condenser water inlet/outlet			inch	5		6		5						6				5				
Unit	Maximum starting current			A	455				656	599	656	626		656	663		690		902	954		988	
	Nominal running current (RLA)	Cooling		A	149	175	211	237	269	299	329	325	352	391	387	423	449	476	539	596	650	702	755
	Maximum running current			A	179	214	259	294	308	358	372	393	427	434	473	519	553	587	615	679	744	771	830
Power supply	Phase/Frequency/Voltage			Hz/V	3~/50/400																		

Water cooled screw chiller, high efficiency, standard sound



EWWQ-B-SS/XS MicroTech III

Cooling only				EWWQ-B-XS	420	520	640	730	800	970	C10	C11	C12	C13	C14	C15	C16	C17	C19	C20	C21
Cooling capacity	Nom.			kW	420	513	636	722	798	969	1,033	1,111	1,153	1,265	1,363	1,442	1,580	1,740	1,870	2,025	2,156
Power input	Cooling	Nom.		kW	88.7	107	131	149	166	201	213	239	238	262	281	299	324	361	397	436	474
Capacity control	Method				Stepless																
	Minimum capacity			%	12.5						25.0	12.5	25.0								
EER					4.74	4.79	4.84	4.83	4.81		4.86	4.64	4.85	4.83	4.85	4.83	4.88	4.81	4.71	4.64	4.55
ESEER					5.27	5.29	5.37	5.36	5.30	5.09	5.56	4.99	5.52		5.65	5.61	5.26	5.18	4.98	4.91	4.75
IPLV					6.36		6.45	6.42	6.35	6.06	6.11	5.92	6.06	6.07	6.23	6.19	5.82	5.92	6.03	5.81	5.93
Dimensions	Unit	Height		mm	2,001				2,003	2,001	2,454	2,003	2,454				2,495				
		Width		mm	1,276			1,268	1,314	1,446	1,350	1,446	1,350								
		Depth		mm	3,863			3,878		3,920	5,219	3,919	5,219				4,829			4,865	
Weight	Unit			kg	2,322	2,403	2,464	2,738	2,407	2,427	4,775	2,457	4,831	4,873	4,919	4,969	5,117		5,388	5,408	5,414
	Operation weight			kg	2,594	2,685	2,745	3,158	2,815	3,056	5,431	3,086	5,479	5,512	5,546	5,606	5,794	5,843	6,110	6,118	6,124
Water heat exchanger - evaporator	Type				Single pass shell and tube																
	Water volume			l	220	213	200	334	325	538	587	538	575	563	551		495	484	535	527	
	Water flow rate	Nom.		l/s	20.1	24.6	30.5	34.6	38.2	46.4	49.5	53.2	55.2	60.6	65.3	69.1	75.7	83.5	89.7	97.2	103.6
	Water pressure drop	Cooling	Nom.	kPa	55	68	71	64	57	53		68	64	55	67	74	69	88	90	111	124
Water heat exchanger - condenser	Type				Single pass shell and tube																
	Water flow rate	Nom.		l/s	24.4	29.8	36.8	41.8	46.3	56.2	29.9	64.7	30.2	36.7	37.2	41.8	45.7	46.2	54.4	55.1	63.1
	Water flow rate 2	Nom.		l/s	-						29.9	-	36.6	36.7	41.8		45.7	54.7	54.4	63.0	63.1
	Water pressure drop	Cooling	Nom.	kPa	50	39	42	47	59	64	40	82	36	48	49	46	44	45	60	61	78
	Water pressure drop 2	Cooling	Nom.	kPa	-						40	-	47	48	46		44	60		78	
Compressor	Type				Single screw compressor																
	Quantity				1						2	1	2								
Sound power level	Cooling	Nom.		dBA	101	102	103		102	103	105	104	106		107		106		107	108	
Sound pressure level	Cooling	Nom.		dBA	82	83	84		83	84	86	85	86	87			86	87		88	
Operation range	Evaporator	Cooling	Min.~Max.	°CDB	-4~10																
	Condenser	Cooling	Min.~Max.	°CDB	25~45																
Refrigerant	Type / GWP				R-410A / 2,087.5																
	Circuits	Quantity			1						2	1	2								
Refrigerant charge	Per circuit			kg	120.0	130.0	95.0	135.0	110.0	150.0	120.0	130.0	120.0	150.0	120.0	150.0	130.0		150.0		
				TCO_2eq	250.5	271.4	198.3	281.8	229.6	313.1	250.5	271.4	250.5	313.1	250.5	313.1	271.4		313.1		
Piping connections	Evaporator water inlet/outlet			mm	152.4			203.2		254	203.2	254	203.2				254				
	Condenser water inlet/outlet			inch	8			6			5	6	5		6		8				
Unit	Maximum starting current			A	455				656		626	656	663		690		902	954		988	998
	Nominal running current (RLA)	Cooling		A	149	173	208	235	258	313	346	370	381	417	443	469	511	567	621	678	734
	Maximum running current			A	179	214	259	294	308	372	427	434	473	519	553	587	615	679	744	771	830
Power supply	Phase/Frequency/Voltage			Hz/V	3~/50/400																

Water cooled scroll heat pump

- One of the most **compact units** on the market: 600mm x 600mm x 600mm
- Low energy consumption
- Low operating sound level
- Low refrigerant volume
- Stainless steel plate heat exchanger
- Extension possible to 195kW
- Easy installation and maintenance
- Remote cooling or heating selection
- Water/water heat pump, with water reversibility
- Compatible with hydraulic module EHMC (see next page)
- Advanced µC²SE controller for direct connection to a Modbus based BMS or to a remote user interface
- Standard integrated: main switch, water filter, flow switch, air purge, pressure ports



EWWP-KBW1N µC²SE

Heating only & Cooling only				EWWP-KBW1N	014	022	028	035	045	055	065	090	100	110	120	130	145	155	165	175	185	195
Cooling capacity	Nom.			kW	12.9	21.4	27.8	32.3	42.8	55.7	64.7	85.7	98.6	112.0	121.0	130.0	141.0	154.0	167.0	176.0	185.0	194.0
Heating capacity	Nom.			kW	16.7	27.5	35.6	41.5	55.0	71.7	83.0	110.0	127.0	143.0	155.0	166.0	182.0	198.0	215.0	226.0	237.0	249.0
Power input	Cooling	Nom.		kW	3.8	6.1	7.8	9.1	12.2	16.0	18.2	24.2	28.0	31.9	34.0	36.2	40.2	43.9	47.7	49.8	52.0	54.1
	Heating	Nom.		kW	3.8	6.1	7.8	9.1	12.2	16.0	18.2	24.2	28.0	31.9	34.0	36.2	40.2	43.9	47.7	49.8	52.0	54.1
EER					3.44	3.49	3.54		3.51	3.48	3.55	3.54	3.52	3.51	3.56	3.59	3.51		3.50	3.53	3.56	3.59
COP					4.45	4.49	4.54	4.55	4.51	4.48	4.56	4.55	4.54	4.48	4.56	4.59	4.53	4.51		4.54	4.56	4.60
Space heating	Average climate water outlet 55°C	General	ηs (Seasonal space heating efficiency)	%	107	106	115	116	102	109	113	-										
			SCOP		2.88	2.86	3.08	3.11	2.75	2.91	3.03	-										
			Seasonal space heating eff. class		A+							-										
	Average climate water outlet 35°C	General	ηs (Seasonal space heating efficiency)	%	132	134	138	143	136	139	142	-										
			SCOP		3.49	3.55	3.66	3.78	3.59	3.66	3.74	-										
			Seasonal space heating eff. class		A+							-										
Dimensions	Unit	Height		mm	600							1,200					1,800					
		Width		mm	600																	
		Depth		mm	600				1,200													
Weight	Unit			kg	118	155	165	172	300	320	334	600	620	640	654	668	920	940	960	974	988	1,000
Water heat exchanger - evaporator	Type				Brazed plate																	
	Minimum water volume in the system			l	62	103	134	155	205	268	311	205	268		311		205		268			311
	Water flow rate	Min.		l/min	31.0	53.0	65.0	76.0	101	131	152	202	232	262	283	304	333	363	393	414	435	456
		Nom.		l/min	37.0	61.0	80.0	93.0	123	160	185	246	283	321	347	373	404	441	479	505	530	556
		Max.		l/min	74.0	123	159	185	245	319	371	491	565	642	694	745	808	883	957	1,010	1,060	1,110
Water heat exchanger - condenser	Type				Brazed plate																	
	Water flow rate	Min.		l/min	24	39	51	59	79	100	120	160	180	210	220	240	260	280	310	320	340	360
		Nom.		l/min	48	78	100	120	160	210	240	310	360	410	440	470	520	570	610	650	680	710
		Max.		l/min	95	160	200	240	310	410	470	630	720	820	880	950	1,000	1,100	1,200	1,300	1,400	
Compressor	Type				Hermetically sealed scroll compressor																	
	Quantity				1				2			4	2	4	2		4		6	4		6
Compressor 2	Quantity				-								2	-	2	-	2		-	2		-
Sound power level	Cooling	Nom.		dBA	64.0			71.0	67.0		74.0	71.0			75.0	77.0	73.0			76.0	78.0	79.0
Operation range	Evaporator	Cooling	Min.~Max.	°CDB	-10~20																	
	Condenser	Cooling	Min.~Max.	°CDB	20~55																	
Refrigerant	Type / GWP				R-407C / 1,773.9																	
	Control				Thermostatic expansion valve																	
	Circuits	Quantity			1				2			4					6					
Refrigerant charge	Per circuit			kg	1.20	2.00	2.50	3.10	4.60		5.60	9.20			10.2	11.2	13.8			14.8	15.8	16.8
				TCO_2eq	2.13	3.55	4.43	5.50	8.16		9.93	16.3			18.1	19.9	24.5			26.3	28.0	29.8
Piping connections	Evaporator water inlet/outlet (OD)				FBSP 25mm				FBSP 40mm			2 x 2 x FBSP 38mm					3 x 2 x FBSP 38mm					
	Evaporator water drain				Field installation																	
	Condenser water inlet/outlet (OD)				FBSP 25mm				FBSP 40mm			2 x 2 x FBSP 38mm					3 x 2 x FBSP 38mm					
Unit	Starting current	Max		A	-							121	155	163	185	189	183	191	199	221	225	229
	Running current	Cooling	Nom.	A	66.0	104	131	15.0	208	262	30.0	416	47.0	524	562	60.0	678	732	786	824	862	90.0
		Max		A	9.00	145	185	22.0	28.0	36.0	40.0	56.0	64.0	72.0	76.0	80.0	92.0	100	108	112	116	120
Power supply	Phase/Frequency/Voltage			Hz/V	3N~/50/400																	

EWWP-KBW1N

Water cooled scroll chiller

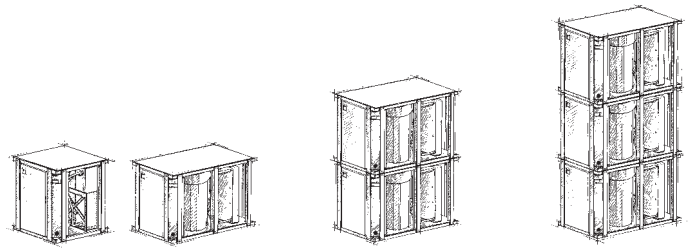

Combination table

Selection table		1 Module (KB-series)							2 Modules (KB-series)					3 Modules (KB-series)					
Capacity index		**014**	**022**	**028**	**035**	**045**	**055**	**065**	**090**	**100**	**110**	**120**	**130**	**145**	**155**	**165**	**175**	**185**	**195**
Cooling capacity (kW)		**12.9**	**21.4**	**27.8**	**32.3**	**42.8**	**55.7**	**64.7**	**85.7**	**98.6**	**112**	**121**	**130**	**141**	**154**	**167**	**176**	**185**	**194**
Heating capacity (kW)		**16.7**	**27.5**	**35.6**	**41.5**	**55.0**	**71.7**	**83.0**	**110**	**127**	**143**	**155**	**166**	**182**	**198**	**215**	**226**	**237**	**249**
Unit + Control (Factory mounted)	EWWP014KBW1N	1	-	-	-	-	-	-	-	-	-	-	-	-	-	-	-	-	-
	EWWP022KBW1N	-	1	-	-	-	-	-	-	-	-	-	-	-	-	-	-	-	-
	EWWP028KBW1N	-	-	1	-	-	-	-	-	-	-	-	-	-	-	-	-	-	-
	EWWP035KBW1N	-	-	-	1	-	-	-	-	-	-	-	-	-	-	-	-	-	-
	EWWP045KBW1N	-	-	-	-	1	-	-	-	-	-	-	-	-	-	-	-	-	-
	EWWP055KBW1N	-	-	-	-	-	1	-	-	-	-	-	-	-	-	-	-	-	-
	EWWP065KBW1N	-	-	-	-	-	-	1	-	-	-	-	-	-	-	-	-	-	-
Modular units (Controller available as accessory)	EWWP045KAW1M	-	-	-	-	-	-	-	2	1	-	-	-	2	1	-	-	-	-
	EWWP055KAW1M	-	-	-	-	-	-	-	-	1	2	1	-	1	2	3	2	1	-
	EWWP065KAW1M	-	-	-	-	-	-	-	-	-	-	1	2	-	-	-	1	2	3
Control (Kit)	ECB2MUAW	-	-	-	-	-	-	-	1	1	1	1	1	-	-	-	-	-	-
	ECB3MUAW	-	-	-	-	-	-	-	-	-	-	-	-	1	1	1	1	1	1

For example: for a 121 kW HP system, select : EWWP055KBW1N + EWWP065KBW1N

EHMC

Hydraulic Module

- Accessory for EWWP-KBW1N chillers
- 3 models available
- 100 l tank for all sizes
- Freeze up protection
- High static pump (option)
- Standard drain kit (for indoor use)
- Standard dual pressure ports (before & behind the pump)

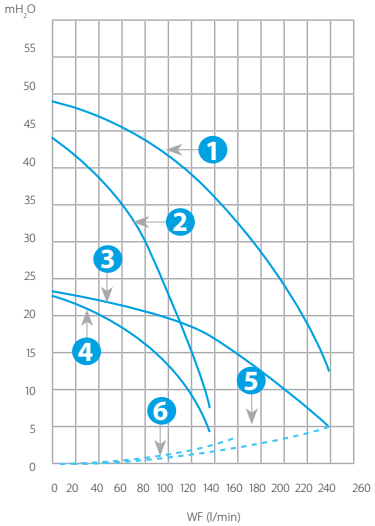

Legends

Pump characteristics

1. EHMC30AV1080
2. EHMC10AV1080 & EHMC15AV1080
3. EHMC30AV1010
4. EHMC10AV1010 & EHMC15AV1010

Hydraulic module + filter pressures losses

5. EHMC15/30AV1010 & EHMC15/30AV1080
6. EHMC10AV1010 & EHMC10AV1080



EHMC-AV

EHMC-AV			10		15		30	
			1010	**1080**	**1010**	**1080**	**1010**	**1080**
Nominal flow		l/min	62		88		187	
Nominal ESP		mH_2O	17	34	15	27	10	27
Nominal input		W	630	1,050	650	1,070	1,070	2,090
Dimensions (HxWxD)		mm	1,284x635x688		1,284x635x688		1,284x635x688	
Machine weight		kg	99	101	102	104	105	111
Sound power		dBA	63		63		63	
Sound pressure		dBA	52		52		52	
Power supply		V1	1~/230V/50Hz					
Operation range	Water side	°C	-10°C ~ 55°C					
	Air side	°CDB	-10°C ~ 43°C					
Piping connections	Water inlet/outlet		1" BSPF		2" BSPF		2-1/2" BSPF	
	Drain connection		1/2"					

Water cooled multi-scroll heat pump reversing on refrigerant side, standard efficiency, standard sound



EWHQ-G-SS

- Single refrigerant circuit (2 scroll compressors) with single evaporator
- Heat pump version with reversibility on refrigerant side available, ideal for geothermal applications
- Compact design to allow easy indoor installation or retrofit operations
- Conceived for stacked installation of two single circuit units to reduce the footprint
- High efficiency and reliable scroll compressor
- High flexibility for a wide variety of applications
- Allows sequencing control (up to 4 units) without any external device
- Stainless steel plate heat exchanger
- Pump (low 100 kPa and high 200 kPa lift) available for evaporator and condenser

Heating & Cooling					EWHQ-G-SS	100	120	130	150	160	190	210	240	270	340	400
Cooling capacity	Nom.			kW		87.3	100.0	111	127	141	160	181	208	232	291	352
Heating capacity	Nom.			kW		112	128	144	162	179	205	233	266	299	375	454
Power input	Cooling	Nom.		kW		22.4	25.3	28.5	32.0	35.6	41.1	46.0	53.3	59.1	73.7	88.4
	Heating	Nom.		kW		27.0	30.9	35.2	39.3	43.6	50.4	56.6	64.7	72.2	90.3	109
Capacity control	Method					Step										
	Minimum capacity			%		50.0	43.0	50.0	44.0	50.0	45.0	50.0	43.0	50.0	40.0	50.0
EER						3.90	3.95	3.91	3.96	3.95	3.90	3.93	3.90	3.92	3.95	3.98
ESEER						4.70	4.84	4.65	4.86	4.80	4.89	4.86	4.83	4.79	4.90	4.83
COP						4.15	4.16	4.09	4.12	4.11	4.07	4.11	4.10	4.14	4.16	4.18
IPLV						6.02	6.14	5.66	5.84	5.73	5.84	5.81	5.87	5.71	5.86	5.79
Space heating	Average climate water outlet 35°C	General	ηs (Seasonal space heating efficiency)	%		160		163	167	166			172	171	163	-
			SCOP			4.08		4.14	4.24	4.23		4.22	4.37	4.35	4.16	-
Dimensions	Unit	Height		mm		1,066									1,186	
		Width		mm		928										
		Depth		mm		2,432			2,264				2,432			
Weight	Unit			kg		519	608	728	770	808	838	880	930	941	1,090	1,203
	Operation weight			kg		558	654	782	830	873	908	995	1,019	1,031	1,202	1,334
Water heat exchanger - evaporator	Type					Plate heat exchanger										
	Water volume			l		6	8		10	12	13	15	17		27	34
	Water flow rate	Cooling	Nom.	l/s		4.2	4.8	5.3	6.1	6.7	7.7	8.7	10.0	11.1	13.9	16.9
		Heating	Nom.	l/s		4.1	4.7	5.2	5.9	6.5	7.4	8.5	9.6	10.9	13.7	16.6
	Water pressure drop	Cooling	Nom.	kPa		44		35	30	29	31	33	31	38	42	43
		Heating	Nom.	kPa		42		33	28	27	29	32	29	37	41	42
Water heat exchanger - condenser	Type					Plate heat exchanger										
	Water volume			l		6	8		10	12	13	15	17		27	34
	Water flow rate	Cooling	Nom.	l/s		5.2	6.0	6.7	7.7	8.5	9.7	10.9	13.7	13.9	17.4	21.1
		Heating	Nom.	l/s		5.4	6.2	7.0	7.8	8.7	9.9	11.2	12.5	14.3	18.0	21.8
	Water pressure drop	Cooling	Nom.	kPa		69		55	49	48	51	54	32	39	66	69
		Heating	Nom.	kPa		73		59	51	50	53	57	33	42	70	73
Compressor	Type					Scroll compressor										
	Quantity					2										
Sound power level	Cooling	Nom.		dBA		80	83	85	87	88			90	92	93	
Sound pressure level	Cooling	Nom.		dBA		64	67	69	70	72			74	76		77
Operation range	Evaporator	Cooling	Min.~Max.	°CDB		-8~15										
	Condenser	Cooling	Min.~Max.	°CDB		25~55										
Refrigerant	Type / GWP					R-410A / 2,087.5										
	Circuits	Quantity				1										
Refrigerant charge	Per circuit			kg		9.0		10.0		13.0	11.0	13.0	15.0		19.0	
				TCO_2eq		18.8		20.9		27.1	23.0	27.1	31.3		39.7	
Piping connections	Evaporator water inlet/outlet (OD)					1" 1/2		2" 1/2							3"	
	Condenser water inlet/outlet (OD)					1" 1/2		2" 1/2							3"	
Unit	Starting current	Max		A		204	255	261	308	316	354	368	466	481	640	677
	Running current	Cooling	Nom.	A		43	46	50	56	63	71	78	88	97	123	148
		Max		A		59	66	72	80	88	102	116	131	145	183	221
Power supply	Phase/Frequency/Voltage			Hz/V		3~/50/400										

Water cooled multi-scroll chiller, standard efficiency, standard sound

- Single refrigerant circuit (2 scroll compressors) with single evaporator
- Heat pump version available
- Compact design to allow easy indoor installation or retrofit operations
- Conceived for stacked installation of two single circuit units to reduce the footprint
- High efficiency and reliable scroll compressor
- High flexibility for a wide variety of applications
- Allows sequencing control (up to 4 units) without any external device
- Stainless steel plate heat exchanger
- Pump (low 100 kPa and high 200 kPa lift) available for evaporator and condenser



EWWQ-G-SS

Heating only & Cooling only				EWWQ-G-SS	090	100	120	130	150	170	190	210	240	300	360
Cooling capacity	Nom.			kW	93.7	106	119	136	150	172	194	221	246	314	370
Heating capacity	Nom.			kW	118	133	150	169	187	215	244	276	310.00	396	468
Power input	Cooling	Nom.		kW	21.3	24.0	26.9	30.5	33.9	38.9	43.8	50.7	56.1	70.2	84.0
	Heating	Nom.		kW	25.7	29.2	32.9	37.2	41.4	47.6	53.7	61.3	68.3	85.6	103
Capacity control	Method				Step										
	Minimum capacity			%	50.0	43.0	50.0	44.0	50.0	45.0	50.0	43.0	50.0	40.0	50.0
EER					4.40		4.42	4.46		4.42		4.35	4.39	4.48	4.41
ESEER					5.51	5.52	5.51	5.53	5.51	5.53			5.52		
COP					4.58	4.56	4.55		4.53	4.52	4.54	4.50	4.54	4.62	4.56
IPLV					6.71	6.79	6.22	6.36	6.22	6.32	6.30	6.31	6.10	6.28	6.16
Space heating	Average climate water outlet 35°C	General	ηs (Seasonal space heating efficiency)	%	168		170		173		172	169	167	171	-
			SCOP		4.28		4.33	4.40	4.39	4.40	4.38	4.29	4.25	4.34	-
Dimensions	Unit	Height		mm	1,066									1,186	
		Width		mm	928										
		Depth		mm	2,432			2,264				2,432			
Weight	Unit			kg	516	606	728	762	795	832	871	921	934	1,083	1,181
	Operation weight			kg	555	652	782	821	859	901	946	1,010	1,023	1,195	1,311
Water heat exchanger - evaporator	Type				Plate heat exchanger										
	Water volume			l	6	8		10	12	13	15	17		27	34
	Water flow rate	Cooling	Nom.	l/s	4.5	5.1	5.7	6.5	7.2	8.2	9.3	10.6	11.8	15.1	17.7
		Heating	Nom.	l/s	4.4	5.0	5.6	6.3	7.0	8.0	9.1	10.3	11.6	14.9	17.5
	Water pressure drop	Cooling	Nom.	kPa	49		39	33		35	37	34	42	47	
		Heating	Nom.	kPa	47		38	31		33	35	32	41	46	
Water heat exchanger - condenser	Type				Plate heat exchanger										
	Water volume			l	6	8		10	12	13	15	17		27	34
	Water flow rate	Cooling	Nom.	l/s	5.5	6.2	7.1	8.0	8.9	10.2	11.4	13.0	14.5	18.5	21.8
		Heating	Nom.	l/s	5.7	6.4	7.3	8.2	9.1	10.4	11.8	13.3	15.0	19.1	22.6
	Water pressure drop	Cooling	Nom.	kPa	72	73	60	50		52	56	46	57	69	71
		Heating	Nom.	kPa	76	77	63	52		54	59	48	61	74	76
Compressor	Type				Scroll compressor										
	Quantity				2										
Sound power level	Cooling	Nom.		dBA	80	83	85	87	88			90	92	93	
Sound pressure level	Cooling	Nom.		dBA	64	67	69	70	72			74	76		77
Operation range	Evaporator	Cooling	Min.~Max.	°CDB	-10~15										
	Condenser	Cooling	Min.~Max.	°CDB	25~55										
Refrigerant	Type / GWP				R-410A / 2,087.5										
	Circuits	Quantity			1										
Refrigerant charge	Per circuit			kg	10.0		11.0		12.0		15.0	16.0	17.0	19.0	20.0
				TCO_2eq	20.9		23.0		25.1		31.3	33.4	35.5	39.7	41.8
Piping connections	Evaporator water inlet/outlet (OD)				1" 1/2		2" 1/2							3"	
	Condenser water inlet/outlet (OD)				1" 1/2		2" 1/2							3"	
Unit	Starting current	Max		A	204	255	261	308	316	354	368	466	481	640	677
	Running current	Cooling	Nom.	A	42	45	48	54	61	68	76	86	95	118	143
		Max		A	59	66	72	80	88	102	116	131	145	183	221
Power supply	Phase/Frequency/Voltage			Hz/V	3~/50/400										

Water cooled multi-scroll chiller, standard efficiency, standard sound

- Dual refrigerant circuit (4 scroll compressors) with single evaporator
- Heat pump version available
- Compact design to allow easy indoor installation or retrofit operations
- High efficiency and reliable scroll compressor
- Stainless steel plate heat exchanger
- High flexibility for a wide variety of applications
- Allows sequencing control (up to 4 units) without any external device
- Pump (low 100 kPa and high 200 kPa lift) available for evaporator and condenser



EWWQ-L-SS

Heating only & Cooling only					EWWQ-L-SS	180	205	230	260	290	330	380	430	480	540	600	660	720
Cooling capacity	Nom.			kW		187	215	244	273	303	345	387	430	476	549	611	663	721
Heating capacity	Nom.			kW		234	269	305	339	377	430	486	537	601	692	773	843	917
Power input	Cooling	Nom.		kW		41.7	47.3	53.1	60.2	67.1	77.1	87.0	97.9	110	124	140	154	167
	Heating	Nom.		kW		50.5	57.5	65.0	73.6	82.0	94.4	107	118	133	150	171	188	204
Capacity control	Method					Step												
	Minimum capacity			%		25.0	21.0	25.0	22.0	25.0	23.0	25.0	21.0	25.0	22.0	20.0	18.0	25.0
EER						4.49	4.55	4.60	4.53	4.52	4.47	4.45	4.39	4.34	4.44	4.37	4.31	4.32
ESEER						5.54		5.52	5.53	5.54	5.53	5.54	5.52	5.51	5.55	5.51		5.52
COP						4.64	4.67	4.68	4.60		4.56	4.55	4.54	4.51	4.60	4.53	4.48	4.49
IPLV						6.77	6.84	6.35	6.38	6.31	6.32	6.36	6.37	6.16	6.29	6.23	6.20	6.18
Space heating	Average climate water outlet 35°C	General	ηs (Seasonal space heating efficiency)	%		177	176	178	176	177	-							
			SCOP			4.08		4.14	4.24	4.23	-							
Dimensions	Unit	Height		mm		1,970									2,090	2,210		
		Width		mm		928												
		Depth		mm		2,801												
Weight	Unit			kg		877	1,062	1,285	1,347	1,439	1,498	1,559	1,673	1,722	1,842	1,926	2,105	2,229
	Operation weight			kg		957	1,156	1,401	1,469	1,575	1,641	1,723	1,851	1,918	2,044	2,145	2,346	2,405
Water heat exchanger - evaporator	Type					Plate heat exchanger												
	Water volume			l		35	41	53		65		76	92			115		
	Water flow rate	Cooling	Nom.	l/s		9.0	10.3	11.7	13.0	14.5	16.5	18.5	20.6	22.8	26.3	29.3	31.8	34.6
		Heating	Nom.	l/s		8.8	10.1	11.5	12.7	14.1	16.1	18.2	20.1	22.4	26.0	28.9	31.4	34.2
	Water pressure drop	Cooling	Nom.	kPa		28		23	28	25	32		33	40	51	50	59	69
		Heating	Nom.	kPa		27		22	27	24	31			39	50	48	58	68
Water heat exchanger - condenser	Type					Plate heat exchanger												
	Water volume			l		19	22	29		35		41	49			62		
	Water flow rate	Cooling	Nom.	l/s		5.5	6.3	7.2	8.1	9.0	10.2	11.4	12.7	14.0	14.5	18.0	17.9	21.3
		Heating	Nom.	l/s		11.3	13.0	14.8	16.5	18.3	20.9	23.5	25.9	28.9	33.4	37.2	40.5	44.2
	Water flow rate 2	Cooling	Nom.	l/s		5.5	6.3	7.2	8.1	9.0	10.2	11.4	12.7	14.0	17.8	18.0	21.3	
	Water pressure drop	Cooling	Nom.	kPa		72	73	61	49	50	51	55	46	57	43	67		68
		Heating	Nom.	kPa		76	77	64	52		53	59	48	60	70	72	73	
	Water pressure drop 2	Cooling	Nom.	kPa		72	73	61	49	50	51	55	46	57	66	67	68	
Compressor	Type					Scroll compressor												
	Quantity					4												
Sound power level	Cooling	Nom.		dBA		83	86	88	90	91			93	95		96		
Sound pressure level	Cooling	Nom.		dBA		65	68	70	72	74		73	76	77		78		
Operation range	Evaporator	Cooling	Min.~Max.	°CDB		-10~15												
	Condenser	Cooling	Min.~Max.	°CDB		25~55												
Refrigerant	Type / GWP					R-410A / 2,087.5												
	Circuits	Quantity				2												
Refrigerant charge	Per circuit			kg		10.0		11.0		12.0		15.0	16.0	17.0		19.0	20.0	
				TCO_2eq		20.9		23.0		25.1		31.3	33.4	35.5		39.7	41.8	
Piping connections	Evaporator water inlet/outlet (OD)					3"												
	Condenser water inlet/outlet (OD)					1" 1/2		2" 1/2							3"			
Unit	Starting current	Max		A		263	320	333	388	403	456	484	597	626	785	822	860	898
	Running current	Cooling	Nom.	A		83	89	96	109	121	137	151	171	189	210	236	260	284
		Max		A		118	131	144	160	175	205	232	262	290	328	366	403	441
Power supply	Phase/Frequency/Voltage			Hz/V		3~/50/400												



Water cooled screw chiller, standard efficiency, standard sound

› Stepless single-screw compressor
› 1-2 truly independent refrigerant circuits
› Standard electronic expansion valve
› DX shell and tube evaporator – one pass refrigerant side for easy oil circulation and return
› Partial and total heat recovery option available
› MicroTech III controller with superior control logic and easy interface

Heating only & Cooling only				**EWWD-G-SS**	**170**	**210**	**260**	**300**	**320**	**380**	**420**	**460**	**500**	**600**
Cooling capacity	Nom.			kW	165	200	252	279	332	370	401	446	492	554
Heating capacity	Nom.			kW	209	253	319	357	420	467	506	566	626	710
Power input	Cooling	Nom.		kW	43.8	52.6	67.4	78.5	87.5	96.4	105	119	134	157
	Heating	Nom.		kW	43.8	52.6	67.4	78.5	87.5	96.4	105	119	134	157
Capacity control	Method				Stepless									
	Minimum capacity			%	25.0				12.5					
EER					3.77	3.80	3.74	3.55	3.80	3.84	3.80	3.74	3.68	3.53
ESEER					4.50	4.54	4.46	4.25	4.75	4.80	4.76	4.67	4.59	4.44
COP					4.77	4.80	4.74	4.55	4.80	4.84	4.80	4.74	4.68	4.53
IPLV					5.36	5.35	5.30	5.04	5.52	5.55		5.60	5.31	5.16
Space heating	Average climate water outlet 35°C	General	ηs (Seasonal space heating efficiency)	%	165	164		159	-					
			SCOP		4.20	4.17	4.18	4.06	-					
Dimensions	Unit	Height		mm	1,860				1,880					
		Width		mm	920				860					
		Depth		mm	3,435				4,305					
Weight	Unit			kg	1,393	1,410	1,503		2,687	2,697	2,702	2,757	2,762	
	Operation weight			kg	1,470	1,480	1,650		2,840	2,850	2,860	2,970		
Water heat exchanger - evaporator	Type				Single pass shell and tube									
	Water volume			l	60	56	123		118	113		173	168	
	Water flow rate	Nom.		l/s	7.9	9.6	12.1	13.4	15.9	17.7	19.2	21.4	23.6	26.5
	Water pressure drop	Cooling	Total	kPa	45	61	41	49	58	57	66	50		59
Water heat exchanger - condenser	Type				Single pass shell and tube									
	Water flow rate	Nom.		l/s	10.0	12.1	15.3	17.1	10.1	10.2	12.2	12.4	15.0	17.0
	Water flow rate 2	Nom.		l/s	-				10.1	12.2		14.8	15.0	17.0
	Water pressure drop	Cooling	Nom.	kPa	38	39	60	73	37	38	39	41	57	70
	Water pressure drop 2	Cooling	Nom.	kPa	-				37	39		56	57	70
Compressor	Type				Single screw compressor									
	Quantity				1				2					
Sound power level	Cooling	Nom.		dBA	88				90					
Sound pressure level	Cooling	Nom.		dBA	70				72					
Operation range	Evaporator	Cooling	Min.~Max.	°CDB	-8~15									
	Condenser	Cooling	Min.~Max.	°CDB	20~55									
Refrigerant	Type / GWP				R-134a / 1,430									
	Circuits	Quantity			1				2					
Refrigerant charge	Per circuit			kg	60.0				55.0					
				TCO_2eq	85.8				78.7					
Piping connections	Evaporator water inlet/outlet (OD)				88.9		114.3					139.7mm		
	Condenser water inlet/outlet (OD)				5"									
Unit	Starting current	Max		A	288				380	397		420		438
	Running current	Cooling	Nom.	A	75	85	105	122	149	160	171	190	209	242
		Max		A	114	136	165	186	229	250	272	301	330	373
Power supply	Phase/Frequency/Voltage			Hz/V	3~/50/400									

Water cooled screw chiller, high efficiency, standard sound



EWWD-G-SS/XS

MicroTech III

Heating only & Cooling only				EWWD-G-XS	190	230	280	320	380	400	460	500	550	650
Cooling capacity	Nom.			kW	185	222	276	306	365	407	443	495	539	602
Heating capacity	Nom.			kW	226	272	337	379	446	496	540	602	657	743
Power input	Cooling	Min.		kW	40.6	49.4	61.0	73.4	81.1	89.0	97.0	107	117	141
	Heating	Nom.		kW	40.6	49.4	61.0	73.4	81.1	89.0	97.0	107	117	141
Capacity control	Method				Stepless									
	Minimum capacity			%	25.0				12.5					
EER					4.57	4.50	4.53	4.17	4.50	4.58	4.57	4.61	4.59	4.26
ESEER					5.37	5.31	5.33	4.91	5.54	5.62	5.61	5.68	5.67	5.27
COP					5.57	5.50	5.53	5.17	5.50	5.58	5.6	5.61	5.59	5.26
IPLV					6.45	6.36	6.35	5.80	6.47	6.57	6.55	6.65	6.64	6.17
Space heating	Average climate water outlet 35°C	General	ηs (Seasonal space heating efficiency)	%	187	184	185	175	-					
			SCOP		4.75	4.68	4.69	4.44	-					
Dimensions	Unit	Height		mm	1,860				1,880					
		Width		mm	920				860					
		Depth		mm	3,435				4,305					
Weight	Unit			kg	1,650	1,665	1,680		2,800	2,945	2,955	2,975	2,990	
	Operation weight			kg	1,800	1,810	1,820		3,020	3,280	3,290	3,315	3,340	
Water heat exchanger - evaporator	Type				Single pass shell and tube									
	Water volume			l	125	120	110		170	285		280		
	Water flow rate	Nom.		l/s	8.9	10.6	13.2	14.6	17.5	19.5	21.2	23.7	25.8	28.8
	Water pressure drop	Cooling	Total	kPa	23	31	30	37	28	21	24	33	39	47
Water heat exchanger - condenser	Type				Single pass shell and tube									
	Water flow rate	Nom.		l/s	10.9	13.1	16.2	18.2	10.7	10.9	13.0	13.2	15.8	17.9
	Water flow rate 2	Nom.		l/s	-				10.7	13.0		15.8		17.9
	Water pressure drop	Cooling	Nom.	kPa	16	18	22	27	15				14	17
	Water pressure drop 2	Cooling	Nom.	kPa	-				15			14		17
Compressor	Type				Single screw compressor									
	Quantity				1				2					
Sound power level	Cooling	Nom.		dBA	88				90					
Sound pressure level	Cooling	Nom.		dBA	70				72					
Operation range	Evaporator	Cooling	Min.~Max.	°CDB	-8~15									
	Condenser	Cooling	Min.~Max.	°CDB	20~55									
Refrigerant	Type / GWP				R-134a / 1,430									
	Circuits	Quantity			1				2					
Refrigerant charge	Per circuit			kg	60.0			65.0		60.0	65.0		60.0	
				TCO_2eq	85.8			93.0		85.8	93.0		85.8	
Piping connections	Evaporator water inlet/outlet (OD)				114.3				139.7	168.3mm				
	Condenser water inlet/outlet (OD)				5"									
Unit	Starting current	Max		A	288				380	397		420		438
	Running current	Cooling	Nom.	A	71	81	96	109	142	152	161	174	186	210
		Max		A	114	136	165	186	229	250	272	301	330	373
Power supply	Phase/Frequency/Voltage			Hz/V	3~/50/400									

Water cooled screw chiller, standard efficiency, standard sound

- Stepless single-screw compressor
- Optimised for use with R-134a
- **One, two or three** truly independent **refrigerant circuits**
- Standard electronic expansion valve
- DX shell and tube evaporator – one pass refrigerant side to minimize pressure drops
- Partial and total heat recovery option available
- MicroTech III controller with superior control logic and easy interface

Heating only & Cooling only				EWWD-I-SS	340	400	460	550	650	700	800	850	900	950	C10	C12	C13	C14	C15	C16	C17	C18
Cooling capacity	Nom.			kW	332	392	458	536	637	703	779	841	907	982	1,024	1,151	1,200	1,270	1,341	1,395	1,449	1,503
Heating capacity	Nom.			kW	405	481	562	660	783	863	955	1,032	1,112	1,207	1,267	1,412	1,475	1,560	1,648	1,721	1,793	1,866
Power input	Cooling	Nom.		kW	73.5	88.6	104	124	146	160	176	191	205	225	243	262	275	290	307	325	344	363
	Heating	Nom.		kW	73.5	88.6	104	124	146	160	176	191	205	225	243	262	275	290	307	325	344	363
Capacity control	Method				Stepless																	
	Minimum capacity			%	25.0				12.5							8.3						
EER					4.51	4.43	4.39	4.31	4.37	4.38	4.41	4.40	4.42	4.37	4.22	4.40	4.36	4.38	4.37	4.29	4.21	4.14
ESEER					4.55	4.46	4.44	4.37	4.99	5.18	5.00	5.13	4.92	5.05	4.82	4.96	5.00		4.99	5.00	4.91	4.79
COP					5.51	5.43	5.39	5.31	5.37	5.38	5.41	5.40	5.42	5.37	5.22	5.40	5.36	5.38	5.37	5.29	5.21	5.14
IPLV					5.41	5.28	5.26	5.19	5.83	6.27	5.81	6.16	5.76	5.90	5.64	5.71	5.74	5.76	5.74		5.65	5.45
Dimensions	Unit	Height		mm	1,821				2,103							2,323						
		Width		mm	1,466				1,350							2,130						
		Depth		mm	3,298				4,116							4,439						
Weight	Unit			kg	2,150	2,160	2,179	2,224	3,909	3,927	3,945	3,971	3,996	4,080	4,092	6,079	6,097	6,136	6,174	6,192	6,210	6,228
	Operation weight			kg	2,380	2,396	2,410	2,457	4,217	4,228	4,243	4,262	4,288	4,369	4,386	6,628	6,646	6,670	6,699	6,717	6,735	6,761
Water heat exchanger - evaporator	Type				Single pass shell and tube																	
	Water volume			l	193		183	172	271	263	256	248	241	233		472	504	489	472			
	Water flow rate	Nom.		l/s	15.9	18.8	21.9	25.7	30.5	33.6	37.3	40.3	43.4	47.0	49.0	55.1	57.4	60.8	64.2	66.8	69.4	72.0
	Water pressure drop	Cooling	Nom.	kPa	37	50	54	62	55	44	57	53	44	54	39	52	55	46	57	62	66	71
		Heating	Nom.	kPa	37	50	54	62	55	44	57	53	44	54	39	52	55	46	57	62	66	71
Water heat exchanger - condenser	Type				Single pass shell and tube																	
	Water flow rate	Nom.		l/s	19.5	23.1	27.0	31.7	18.8	19.1	23.0	23.2	26.8	27.2	30.5	22.6		22.9	26.4			29.9
	Water flow rate 2	Nom.		l/s	-				18.8	22.4	23.0	26.5	26.8	30.8	30.5	22.6		26.1	26.4		29.9	
	Water flow rate 3	Nom.		l/s	-											22.6	25.6	26.1	26.4		29.9	
	Water pressure drop	Cooling	Nom.	kPa	26	28	30	26	25		27	28	26	22	23	24		25	24			23
		Heating	Nom.	kPa	26	28	30	26	25	26	27	28	26	23		24		25	24			23
	Water pressure drop 2	Cooling	Nom.	kPa	-				25	26	27	26		23		24		23	24		23	
	Water pressure drop 3	Cooling	Nom.	kPa	-											24	22	23	24	23		
Compressor	Type				Single screw compressor																	
	Quantity				1				2							3						
Sound power level	Cooling	Nom.		dBA	94	97					98	99	100			101			103			
Sound pressure level	Cooling	Nom.		dBA	75	76	78				79	80	81			80	81		83			
Operation range	Evaporator	Cooling	Min.~Max.	°CDB	-8~15																	
	Condenser	Cooling	Min.~Max.	°CDB	20~55																	
Refrigerant	Type / GWP				R-134a / 1,430																	
	Circuits	Quantity			1				2							3						
Refrigerant charge	Per circuit			kg	54.0	52.0	60.0	55.0	60.0	75.0	55.0		50.0			52.0	51.7	51.3	51.0	50.7	50.3	58.0
				TCO_2eq	77.2	74.4	85.8	78.7	85.8	107.3	78.7		71.5			74.4	73.9	73.4	72.9	72.5	72.0	82.9
Piping connections	Evaporator water inlet/outlet (OD)				168.3mm											219.1mm						
	Condenser water inlet/outlet (OD)				5"																	
Unit	Maximum starting current			A	330	464			493	627	650	681		703		836	867	898		920	942	
	Nominal running current (RLA)	Cooling		A	119	145	166	196	236	262	288	310	329	355	382	431	450	470	493	520	547	574
	Maximum running current			A	204	233	271	299	407	436	465	504	542	570	597	698	737	775	814	841	868	896
Power supply	Phase/Frequency/Voltage			Hz/V	3~/50/400																	

Water cooled screw chiller, high efficiency, standard sound



EWWD-I-SS/XS

MicroTech III

Heating only & Cooling only				EWWD-I-XS	360	440	500	600	750	800	850	950	C10	C11	C12
Cooling capacity	Nom.			kW	360	431	504	570	717	791	863	929	971	1,035	1,130
Heating capacity	Nom.			kW	435	520	608	697	865	995	1,040	1,122	1,180	1,263	1,380
Power input	Cooling	Nom.		kW	74.5	89.5	104	127	148	163	178	193	208	228	250
	Heating	Nom.		kW	74.5	89.5	104	127	148	163	178	193	208	228	250
Capacity control	Method				Stepless										
	Minimum capacity			%	25.0				12.5						
EER					4.83	4.82		4.50	4.85	4.84	4.85	4.81	4.66	4.53	4.51
ESEER					4.81	4.74	4.70	4.60	5.52	5.68	5.41	5.53	5.31	5.45	5.10
COP					5.83	5.82		5.50	5.85	5.84	5.85	5.81	5.66	5.53	5.51
IPLV					5.72	5.63	5.57	5.47	6.45	6.89	6.33	6.63	6.19	6.35	5.97
Dimensions	Unit	Height		mm	1,883				2,245						
		Width		mm	1,430				1,350						
		Depth		mm	4,012				4,782						
Weight	Unit			kg	2,594	2,667	2,704		4,964	4,997	5,049	5,073	5,097	5,132	
	Operation weight			kg	2,998	3,078	3,116		5,582	5,615	5,671	5,695	5,729	5,741	
Water heat exchanger - evaporator	Type				Single pass shell and tube										
	Water volume			l	326	317	308		539		528			504	
	Water flow rate	Nom.		l/s	17.3	20.7	24.1	27.3	34.4	37.9	41.3	44.5	46.6	49.5	54.1
	Water pressure drop	Cooling	Nom.	kPa	64		54	68	58	68	56	64	72	46	52
		Heating	Nom.	kPa	64		54	68	58	68	56	64	72	46	52
Water heat exchanger - condenser	Type				Single pass shell and tube										
	Water flow rate	Nom.		l/s	20.9	25.0	29.2	33.4	20.8	21.0	25.0		28.3		33.1
	Water flow rate 2	Nom.		l/s	-				20.8	24.9	25.0	28.8	28.3	32.3	33.1
	Water pressure drop	Cooling	Nom.	kPa	48	47	51	66	48		47		50	51	65
		Heating	Nom.	kPa	48	47	51	66	48		47	50		65	
	Water pressure drop 2	Cooling	Nom.	kPa	-				48	47		50		65	
Compressor	Type				Single screw compressor										
	Quantity				1				2						
Sound power level	Cooling	Nom.		dBA	94	97					98	99	100		
Sound pressure level	Cooling	Nom.		dBA	75	76	78				79	80	81		
Operation range	Evaporator	Cooling	Min.~Max.	°CDB	-8~15										
	Condenser	Cooling	Min.~Max.	°CDB	20~55										
Refrigerant	Type / GWP				R-134a / 1,430										
	Circuits	Quantity			1				2						
Refrigerant charge	Per circuit			kg	100.0	87.0	130.0	105.0	90.0	88.5	87.0	86.0	85.0		
				TCO_2eq	143.0	124.4	185.9	150.2	128.7	126.6	124.4	123.0	121.6		
Piping connections	Evaporator water inlet/outlet (OD)				168.3mm				219.1mm						
	Condenser water inlet/outlet (OD)				5"										
Unit	Maximum starting current			A	330	464			493	627	650	681		703	
	Nominal running current (RLA)	Cooling		A	117	144	164	194	235	261	287	307	327	358	388
	Maximum running current			A	204	233	271	299	407	436	465	504	542	570	597
Power supply	Phase/Frequency/Voltage			Hz/V	3~/50/400										

Water cooled screw chiller, standard efficiency, standard sound

- Compact design to allow easy indoor installation or retrofit operations
- Daikin semi-hermetic single screw stepless compressor
- High energy efficiency both at full and part load conditions
- Chilled water temperatures down to -10°C on standard unit
- Optimised for use with R-134a
- MicroTech III controller with superior control logic and easy interface



EWWD-J-SS



MicroTech III

Heating only & Cooling only				EWWD-J-SS	120	140	150	180	210	250	280	310	330	360	380	400	450	500	530	560
Cooling capacity	Nom.			kW	120	146	154	177	207	255	284	309	333	356	385	415	463	512	540	568
Heating capacity	Nom.			kW	148	180	194	223	258	315	354	388	417	446	486	515	573	631	669	709
Power input	Cooling	Nom.		kW	28.0	34.0	39.5	45.3	50.4	59.9	70.0	78.8	84.6	90.3	101		110	120	130	140
	Heating	Nom.		kW	28.0	34.0	39.5	45.3	50.4	59.9	70.0	78.8	84.6	90.3	101		110	120	130	140
Capacity control	Method				Stepless															
	Minimum capacity			%	25.0							12.5								
EER					4.28	4.29	3.90	3.91	4.11	4.26	4.06	3.92	3.94		3.82	4.12	4.20	4.28	4.16	4.05
ESEER					4.51	4.20			4.28	4.68	4.01	4.32	4.35	4.50	4.31	4.65	4.74	4.83	4.73	4.33
COP					5.28	5.29	4.90	4.91	5.11	5.26	5.06	4.92	4.94		4.82	5.12	5.20	5.28	5.16	5.05
IPLV					5.18	5.06		5.05	5.16	5.70	4.88	5.06	5.13	5.29	5.03	5.48	5.59	5.71	5.55	5.09
Space heating	Average climate water outlet 35°C	General	ηs (Seasonal space heating efficiency)	%	173	171	163		167	175	165	159	-							
			SCOP		4.40	4.34	4.14	4.15	4.24	4.46	4.21	4.04	-							
Dimensions	Unit	Height		mm	1,020							2,000								
		Width		mm	913															
		Depth		mm	2,684															
Weight	Unit			kg	1,177	1,233	1,334	1,366	1,416	1,600	1,607	2,668	2,700	2,732	2,782	2,832	3,016	3,200	3,207	3,215
	Operation weight			kg	1,211	1,276	1,378	1,415	1,473	1,663	1,675	2,755	2,792	2,830	2,888	2,946	3,136	3,327	3,338	3,350
Water heat exchanger - evaporator	Type				Plate heat exchanger															
	Water volume			l	14	18	14	17	20	26		29	31	33	37	41	46	52		
	Water flow rate	Nom.		l/s	5.7	7.0	7.4	8.5	9.9	12.2	13.6	14.8	15.9	17.0	18.4	19.8	22.1	24.5	25.8	27.2
	Water pressure drop	Cooling	Nom.	kPa	15	14	43	40	35	28	34	43	40		37	35	31	28	31	34
		Heating	Nom.	kPa	15	14	43	40	35	28	34	43	40		37	35	31	28	31	34
Water heat exchanger - condenser	Type				Single pass shell and tube															
	Water volume			l	20		23	25	29		32	45	48	51	54	57		61	64	
	Water flow rate	Nom.		l/s	7.1	8.6	9.3	10.7	12.4	15.2	17.0	9.3		10.7	11.0	12.4		15.2	15.3	17.0
	Water flow rate 2	Cooling	Nom.	l/s	-							9.3	10.7		12.4		15.2		16.9	17.0
	Water pressure drop	Cooling	Nom.	kPa	19	12			11	16	26	12				11		16		26
		Heating	Nom.	kPa	19	12			11	16	26	12				11	16		26	
	Water pressure drop 2	Cooling	Nom.	kPa	-							12			11		16		26	
Compressor	Type				Single screw compressor															
	Quantity				1							2								
Sound power level	Cooling	Nom.		dBA	89							94								
Sound pressure level	Cooling	Nom.		dBA	79							82								
Operation range	Evaporator	Cooling	Min.~Max.	°CDB	-10~15															
	Condenser	Cooling	Min.~Max.	°CDB	23~60															
Refrigerant	Type / GWP				R-134a / 1,430															
	Circuits	Quantity			1							2								
Refrigerant charge	Per circuit			kg	18.0	35.0	34.0	37.0		38.0		33.0	33.5	34.0	35.0	36.0	37.0	38.0		
				TCO_2eq	25.7	50.1	48.6	52.9		54.3		47.2	47.9	48.6	50.1	51.5	52.9	54.3		
Piping connections	Evaporator water inlet/outlet			mm	76.2															
	Condenser water inlet/outlet (OD)				2" 1/2	4"														
Unit	Starting current	Max		A	151		195			288		281	293		310		403	422	440	
	Running current	Cooling	Nom.	A	48	57	67	74	83	97	109	134	141	149	157	165	180	195	206	218
		Max		A	76	97	107	122	143	167	189	215	230	245	265	286	311	335	357	378
Power supply	Phase/Frequency/Voltage			Hz/V	3~/50/400															

Water cooled screw chiller, high efficiency, standard sound

- High energy efficient units: **full range Eurovent Class A**
- **Heat pump version** available
- **Flooded type heat exchangers**
- MicroTech III controller with superior control logic and easy interface



EWWD-H-XS



MicroTech III

Heating only & Cooling only				EWWD-H-XS	370	450	530	610	750	830	930	980	C10	C11	C12
Cooling capacity	Nom.			kW	368	444	520	606	745	825	930	975	1,047	1,130	1,212
Heating capacity	Nom.			kW	432	520	608	709	873	965	1,083	1,141	1,224	1,321	1,416
Power input	Cooling	Nom.		kW	65.2	77.8	89.8	104	130	143	156	168	179	193	207
	Heating	Nom.		kW	64.0	76.7	88.4	103	128	140	154	166	177	191	204
Capacity control	Method				Stepless										
	Minimum capacity			%	25.0				12.5						
EER					5.64	5.70	5.78	5.81	5.74	5.79	5.95	5.80	5.84		5.85
ESEER					5.80	5.82	5.90	5.91	6.44	6.51	6.59	6.63	6.66	6.69	6.68
COP					6.75	6.79	6.88	6.89	6.84	6.87	7.06	6.89	6.93		6.94
IPLV					6.93	6.99	7.09	7.10	7.73	7.81	7.89	7.96	8.00	8.02	
Dimensions	Unit	Height		mm	2,121				2,048				2,161		
		Width		mm	1,353			1,384	1,689				1,711		
		Depth		mm	3,341		3,419	3,417	3,609				3,509		
Weight	Unit			kg	3,089	3,370	3,603	3,781	5,289	5,375	5,654	5,707	6,066	6,105	6,156
	Operation weight			kg	3,250	3,588	3,870	4,163	5,694	5,835	6,174	6,262	6,709	6,773	6,859
Water heat exchanger - evaporator	Type				Single pass shell and tube										
	Water volume			l	78	107	134	160	172	201	261	272	295	310	327
	Water flow rate	Nom.		l/s	17.6	21.2	24.9	29.0	35.7	39.5	44.5	46.7	50.1	54.1	58.0
	Water pressure drop	Cooling	Nom.	kPa	40	33		40	47	38	35	36	33	32	
		Heating	Nom.	kPa	40	33		40	47	38	35	36	33	32	
Water heat exchanger - condenser	Type				Single pass shell and tube										
	Water flow rate	Nom.		l/s	20.8	25.1	29.3	34.2	42.1	46.5	52.2	55.0	59.0	63.7	68.3
	Water pressure drop	Cooling	Nom.	kPa	31	26	28	23	30	28	33	31	29	30	
		Heating	Nom.	kPa	31	26	28	23	30	28	33	31	29	30	
Compressor	Type				Single screw compressor										
	Quantity				1				2						
Sound power level	Cooling	Nom.		dBA	97	98	99		100	101		102		103	
Sound pressure level	Cooling	Nom.		dBA	78	79	80		81	82		83		84	
Operation range	Evaporator	Cooling	Min.~Max.	°CDB	-8~15										
	Condenser	Cooling	Min.~Max.	°CDB	18~60										
Refrigerant	Type / GWP				R-134a / 1,430										
	Circuits	Quantity			1										
Refrigerant charge	Per circuit			kg	180.0	210.0	230.0	250.0	270.0				300.0		320.0
				TCO_2eq	257.4	300.3	328.9	357.5	386.1				429.0		457.6
Piping connections	Evaporator water inlet/outlet			mm	168.3			219.1							
	Condenser water inlet/outlet			inch	6			8							
Unit	Maximum starting current			A	330			464	448	471		492		626	646
	Nominal running current (RLA)	Cooling		A	107	124	141	166	213	231	249	266	283	307	330
	Maximum running current			A	148	176	202	228	296	323	351	378	404	430	456
Power supply	Phase/Frequency/Voltage			Hz/V	3~/50/400										

Condenserless scroll chiller

- One of the most **compact units** on the market: 600mmx600mmx600mm
- Daikin scroll compressor
- Electronic DDC controller
- Low operating sound level
- Low energy consumption
- Low refrigerant volume
- Easy installation and maintenance
- Stainless steel plate heat exchanger
- Compatible with hydraulic module EHMC
- Standard integrated: main switch, pressure ports, flow switch, filter, shut-off valves and air purge
- Advanced µC²SE controller for direct connection to a Modbus based BMS or to a remote user interface.



EWLP012-030KBW1N



µC²SE

Cooling only				EWLP-KBW1N	012	020	026	030	040	055	065
Cooling capacity	Nom.			kW	12.1	20.0	26.8	31.2	40.0	53.7	62.4
Power input	Cooling	Nom.		kW	4.2	6.6	8.5	10.1	13.4	17.8	20.3
Capacity steps number					1				2		
EER					2.88	3.03	3.15	3.09	2.99	3.02	3.07
Dimensions	Unit	HeightxWidthxDepth		mm	600x600x600				600x600x1,200		
Weight	Unit			kg	108	141	147	151	252	265	274
Water heat exchanger - evaporator	Minimum water volume in the system			l	62	103	134	155	205	268	311
	Type				Brazed plate						
	Water flow rate	Min.		l/min	31	53	65	76	101	131	152
		Nom.		l/min	35	57	77	89	115	154	179
		Max.		l/min	69	115	154	179	229	308	357
	Model	Quantity			1						
Compressor	Type				Hermetically sealed scroll compressor						
	Quantity				1				2		
Sound power level	Cooling	Nom.		dBA	64			71	67		74
Operation range	Evaporator	Cooling	Min.~Max.	°CDB	-10~20						
	Condenser	Cooling	Min.~Max.	°CDB	25~60						
Refrigerant	Type / GWP				R-407C / 1,773.9						
	Control				Thermostatic expansion valve						
	Circuits	Quantity			1				2		
Piping connections	Evaporator water inlet/outlet (OD)				FBSP 25mm				FBSP 40mm		
	Evaporator water drain				Field installation						
Power supply	Phase/Frequency/Voltage			Hz/V	3N~/50/400						

Condenserless multi-scroll chiller, standard efficiency, standard sound

- Single refrigerant circuit (2 scroll compressors) with single evaporator
- For chilled water production, to be combined with a remote condensing unit
- Compact design to allow easy indoor installation or retrofit operations
- Conceived for stacked installation of two single circuit units to reduce the footprint
- High efficiency and reliable scroll compressor
- Stainless steel plate heat exchanger



EWLQ-G-SS

Cooling only					EWLQ-G-SS	090	100	120	130	150	170	190	210	240	300	360
Cooling capacity	Nom.				kW	86.5	98.4	110	125	139	160	181	206	231	290	346
Power input	Cooling	Nom.			kW	22.4	25.8	29.2	33.0	36.8	42.0	47.0	54.2	59.9	75.6	91.8
Capacity control	Method					Step										
	Minimum capacity				%	50.0	43.0	50.0	44.0	50.0	45.0	50.0	43.0	50.0	40.0	50.0
EER						3.86	3.81	3.78	3.79		3.80	3.86	3.80	3.85	3.84	3.77
Dimensions	Unit	Height			mm	1,066									1,186	
		Width			mm	928										
		Depth			mm	2,743										
Weight	Unit				kg	494	578	686	714	742	773	807	838	852	967	1,046
	Operation weight				kg	525	615	729	760	791	826	863	901	916	1,044	1,134
Water heat exchanger - evaporator	Type					Plate heat exchanger										
	Water volume				l	6	8		10	12	13	15	17		27	34
	Water flow rate	Nom.			l/s	4.2	4.7	5.3	6.0	6.7	7.7	8.7	9.8	11.1	13.9	16.6
	Water pressure drop	Cooling	Nom.		kPa	44		35	29		31	33	30	38	41	
Compressor	Type					Scroll compressor										
	Quantity					2										
Sound power level	Cooling	Nom.			dBA	80	83	85	87	88			90	92	93	
Sound pressure level	Cooling	Nom.			dBA	64	67	69	70	72			74	76		77
Operation range	Evaporator	Cooling	Min.~Max.		°CDB	-10~15										
	Condenser	Cooling	Min.~Max.		°CDB	30~60										
Refrigerant	Type / GWP					R-410A / 2,087.5										
	Circuits	Quantity				1										
Piping connections	Evaporator water inlet/outlet (OD)					1" 1/2		2" 1/2							3"	
Unit	Starting current	Max			A	204	255	261	308	316	354	368	466	481.0	640	677
	Running current	Cooling	Nom.		A	39	42	45	51	57	64	70	81	88	111	135
		Max			A	59	66	72	80	88	102	116	131	145	183	221
Power supply	Phase/Frequency/Voltage				Hz/V	3~/50/400										

Condenserless multi-scroll chiller, standard efficiency, standard sound

- Dual refrigerant circuit (4 scroll compressors) with single evaporator
- For chilled water production, to be combined with a remote condensing unit
- Compact design to allow easy indoor installation or retrofit operations
- High efficiency and reliable scroll compressor
- Stainless steel plate heat exchanger



EWLQ-L-SS

Cooling only				EWLQ-L-SS	180	205	230	260	290	330	380	430	480	540	600	660	720
Cooling capacity	Nom.			kW	173	197	224	249	279	317	361	409	459	511	571	624	676
Power input	Cooling	Nom.		kW	44.3	51.1	57.9	65.6	73.2	83.8	93.5	108	119	135	152	168	184
Capacity control	Method				Step												
	Minimum capacity			%	25.0	21.0	25.0	22.0	25.0	23.0	25.0	21.0	25.0	22.0	20.0	18.0	25.0
EER					3.91	3.86	3.87	3.79	3.81	3.78	3.86	3.79	3.84	3.78	3.76	3.71	3.67
Dimensions	Unit	Height		mm	1,970									2,090	2,210		
		Width		mm	928												
		Depth		mm	2,801												
Weight	Unit			kg	832	1,007	1,202	1,252	1,333	1,380	1,432	1,511	1,560	1,609	1,694	1,833	1,957
	Operation weight			kg	894	1,081	1,292	1,345	1,436	1,486	1,547	1,638	1,690	1,741	1,844	1,990	2,120
Water heat exchanger - evaporator	Type				Plate heat exchanger												
	Water volume			l	19	22	29		35		41	49			62		
	Water flow rate	Nom.		l/s	8.3	9.5	10.7	11.9	13.4	15.2	17.3	19.6	21.9	24.5	27.3	29.9	32.4
	Water pressure drop	Cooling	Nom.	kPa	25		20	25	22	29			36	45	44	52	62
Compressor	Type				Scroll compressor												
	Quantity				4												
Sound power level	Cooling	Nom.		dBA	83	86	88	90	91			93	95			96	
Sound pressure level	Cooling	Nom.		dBA	65	68	70	72	74		73	76	77		78		
Operation range	Evaporator	Cooling	Min.~Max.	°CDB	-10~15												
	Condenser	Cooling	Min.~Max.	°CDB	30~60												
Refrigerant	Type / GWP				R-410A / 2,087.5												
	Circuits	Quantity			2												
Piping connections	Evaporator water inlet/outlet (OD)				3"												
Unit	Starting current	Max		A	263	320	333	388	403	456	484	597	626	785	822	860	898
	Running current	Cooling	Nom.	A	78	84	90	102	114	128	141	161	176	199	223	246	269
		Max		A	118	131	144	160	175	205	232	262	290	328	366	403	441
Power supply	Phase/Frequency/Voltage			Hz/V	3~/50/400												

Condenserless screw chiller, standard efficiency, standard sound

- Compact design to allow **easy indoor installation or retrofit operations**
- Daikin semi-hermetic single screw stepless compressor
- **High energy efficiency both at full and part load conditions**
- Chilled water temperatures **down to -10°C** on standard unit
- Optimised for use with **R-134a**
- MicroTech III controller with superior control logic and easy interface



EWLD-J-SS



MicroTech III

Cooling only				EWLD-J-SS	110	130	145	165	235	195	265	290	310	330	360	390	430	470	500	530
Cooling capacity	Nom.			kW	110	128	142	163	236	191	264	285	306	327	355	382	428	473	501	529
Power input	Cooling	Nom.		kW	31.2	38.4	43.8	50.4	66.0	56.0	75.3	87.4	94.0	100	106	111	122	132	141	150
Capacity control	Method				Stepless															
	Minimum capacity			%	25.0							12.5								
EER					3.51	3.33	3.25	3.24	3.58	3.42	3.51	3.26	3.25		3.35	3.43	3.52	3.59	3.55	3.52
Dimensions	Unit	Height		mm	1,020							2,000								
		Width		mm	913															
		Depth		mm	2,684															
Weight	Unit			kg	1,124	1,141	1,237	1,263	1,489	1,305	1,489	2,474	2,500	2,526	2,568	2,611	2,795	2,979		
	Operation weight			kg	1,138	1,159	1,253	1,281	1,518	1,327	1,518	2,505	2,533	2,562	2,608	2,655	2,845	3,036		
Water heat exchanger - evaporator	Type				Plate heat exchanger															
	Water volume			l	14	18	14	17	26	20	26	29	31	33	37	41	46	52		
	Water flow rate	Nom.		l/s	5.2	6.1	6.8	7.8	11.3	9.2	12.6	13.6	14.6	15.6	17.0	18.3	20.5	22.6	24.0	25.3
	Water pressure drop	Cooling	Nom.	kPa	14	13	39	37	26	33	32	39	37		34	33	29	26	29	32
Compressor	Type				Single screw compressor															
	Quantity				1							2								
Sound power level	Cooling	Nom.		dBA	89							94								96
Sound pressure level	Cooling	Nom.		dBA	79							82								83
Operation range	Evaporator	Cooling	Min.~Max.	°CDB	-10~15															
	Condenser	Cooling	Min.~Max.	°CDB	25~60															
Refrigerant	Type / GWP				R-134a / 1,430															
	Circuits	Quantity			1							2								
Piping connections	Evaporator water inlet/outlet (OD)				76.2 mm															
Unit	Maximum starting current			A	151		195		288	195	288	281	293		310		403	422	440	
	Nominal running current (RLA)	Cooling		A	52	62	72	81	107	91	120	145	153	162	171	181	197	214	227	241
	Maximum running current			A	76	97	107	122	167	143	189	215	230	245	265	286	311	335	357	378
Power supply	Phase/Frequency/Voltage			Hz/V	3~/50/400															

Condenserless screw chiller, standard efficiency, standard sound

- Stepless single-screw compressor
- Optimised for use with **R-134a**
- **1-2 truly independent refrigerant circuits**
- Standard electronic expansion valve
- DX shell and tube evaporator – one pass refrigerant side for easy oil circulation and return
- All models are PED pressure vessel approved
- Partial heat recovery available
- MicroTech III controller with superior control logic and easy interface



EWLD-G-SS MicroTech III

Cooling only				EWLD-G-SS	160	190	240	280	320	360	380	420	480	550
Cooling capacity	Nom.			kW	160	188	243	269	315	350	379	426	474	524
Power input	Cooling	Nom.		kW	46.2	55.3	66.9	75.7	92.3	101	110	122	133	151
Capacity control	Method				Stepless									
	Minimum capacity			%	25.0				12.5					
EER					3.47	3.40	3.64	3.55	3.41	3.46	3.43	3.51	3.56	3.48
Dimensions	Unit	Height		mm	1,860				1,880	1,942				
		Width		mm	1,000				1,100					
		Depth		mm	3,700				4,400					
Weight	Unit			kg	1,280		1,398		2,442	2,446		2,501	2,506	
	Operation weight			kg	1,337		1,516		2,560			2,670		
Water heat exchanger - evaporator	Type				Single pass shell and tube									
	Water volume			l	60	56	123		118	113		173	168	
	Water flow rate	Nom.		l/s	7.7	9.0	11.6	12.9	15.1	16.8	18.2	20.4	22.7	25.1
	Water pressure drop	Cooling	Nom.	kPa	42	58	40	49	55	54	63	48	49	59
Compressor	Type				Single screw compressor									
	Quantity				1				2					
Sound power level	Cooling	Nom.		dBA	88				90					
Sound pressure level	Cooling	Nom.		dBA	70				72					
Operation range	Evaporator	Cooling	Min.~Max.	°CDB	-8~15									
	Condenser	Cooling	Min.~Max.	°CDB	25~60									
Refrigerant	Type / GWP				R-134a / 1,430									
	Circuits	Quantity			1				2					
Piping connections	Evaporator water inlet/outlet (OD)				88.9mm		114.3mm					139.7mm		
Unit	Maximum starting current			A	288				380	397		420		438
	Nominal running current (RLA)	Cooling		A	79	90	107	120	157	169	181	197	213	240
	Maximum running current			A	114	136	165	186	229	250	272	301	330	373
Power supply	Phase/Frequency/Voltage			Hz/V	3~/50/400									

Condenserless screw chiller, standard efficiency, standard sound

- DX shell and tube evaporator – one pass refrigerant side for easy oil circulation and return
- Stepless single-screw compressor
- Standard electronic expansion valve
- Optimised for use with R-134a



EWLD-I-SS MicroTech III

Cooling only				EWLD-I-SS	320	400	420	500	600	650	750	800	850	900	950	C10	C11	C12	C13	C14	C15	C16	C17
Cooling capacity	Nom.			kW	315	374	437	509	607	670	740	802	865	935	975	1,029	1,097	1,144	1,210	1,278	1,330	1,381	1,433
Power input	Cooling	Nom.		kW	80.3	96.0	113	134	160	175	192	208	224	246	264	283	286	302	318	336	356	375	395
Capacity control	Method				Stepless																		
	Minimum capacity			%	25.0				12.5							8.3							
EER					3.93	3.89	3.88	3.79	3.80	3.82	3.86			3.81	3.69	3.64	3.83	3.79	3.80		3.74	3.68	3.63
Dimensions	Unit	Height		mm	1,899				2,325							2,415							
		Width		mm	1,464											2,135							
		Depth		mm	3,114				4,391							4,426							
Weight	Unit			kg	1,861		1,869	1,884	3,331	3,339	3,347	3,356	3,364	3,412		5,146	5,167		5,188	5,208			
	Operation weight			kg	2,054		2,052	2,056	3,602		3,603	3,604	3,605	3,645		5,667	5,671		5,677	5,680			
Water heat exchanger - evaporator	Type				Single pass shell and tube																		
	Water volume			l	193		183	172	271	263	256	248	241	233		504		489	472	504		489	472
	Water flow rate	Nom.		l/s	15.1	17.9	20.9	24.4	29.1	32.1	35.4	38.4	41.4	44.8	46.7	49.3	52.5	54.8	57.9	61.2	63.7	66.1	68.6
	Water pressure drop	Cooling	Total	kPa	34	46	49	56	50	40	52	49	40	49	36	54	47	51	43	53	57	61	65
Compressor	Type				Single screw compressor																		
	Quantity				1				2							3							
Sound power level	Cooling	Nom.		dBA	94	97					98	99	100					101		103			
Sound pressure level	Cooling	Nom.		dBA	75	76	78				79	80	81			80		81		83			
Operation range	Evaporator	Cooling	Min.~Max.	°CDB	-8~15																		
	Condenser	Cooling	Min.~Max.	°CDB	25~60																		
Refrigerant	Type / GWP				R-134a / 1,430																		
	Circuits	Quantity			1				2							3							
Piping connections	Evaporator water inlet/outlet (OD)				42mm																		
Unit	Maximum starting current			A	330	464			493	627	650	681		703		836		867	898		920	942	
	Nominal running current (RLA)	Cooling		A	131	157	181	214	260	287	313	338	361	391	420	448	470	493	517	542	571	601	631
	Maximum running current			A	204	233	271	299	407	436	465	504	542	570	597	670	698	737	775	814	841	868	896
Power supply	Phase/Frequency/Voltage			Hz/V	3~/50/400																		

Water cooled centrifugal chiller, high efficiency, standard sound

- Totally oil-free operation resulting in reduced maintenance costs and increased reliability
- An inverter driven compressor allows the capacity to be adjusted precisely to match variations in room and outside temperatures
- Onboard digital electronics provide smart controls



EWWD-FZXS MicroTech II

Cooling only				EWWD-FZXS	320	430	520	640	860	C10
Cooling capacity	Min.			kW	113	133	170	113	133	169
	Max.			kW	316	439	520	639	887	1,054
Power input	Cooling	Min.		kW	20.6	25.5	32.7	20.5	25.5	32.6
		Max.		kW	65.1	90.4	106	129	179	208
Capacity control	Method				Stepless					
EER					4.85	4.86	4.93	4.97	4.95	5.06
ESEER					8.11	8.39	8.66	8.83	8.52	8.88
IPLV					9.25	9.64	9.89	9.50	9.74	10.06
Dimensions	Unit	Height		mm	1,823			1,755	1,748	1,794
		Width		mm	1,276			1,790	1,853	1,904
		Depth		mm	3,254		3,419	3,441	3,289	3,401
Weight	Unit			kg	2,360	2,416	2,546	3,709	4,095	4,765
	Operation weight			kg	2,520	2,634	2,812	4,074	4,548	5,330
Water heat exchanger - evaporator	Type				Flooded shell and tube					
	Water volume			l	78	107	134	184	210	302
	Water flow rate	Nom.		l/s	15.1	21.0	24.9	30.6	42.4	50.4
	Water pressure drop	Cooling	Nom.	kPa	30	32	33	35	33	31
Water heat exchanger - condenser	Type				Flooded shell and tube					
	Water flow rate	Nom.		l/s	18.3	25.5	30.1	36.9	51.3	60.7
	Water pressure drop	Cooling	Nom.	kPa	24	26	29	23	32	29
Compressor	Type				Oil free centrifugal compressor					
	Quantity				1			2		
Sound power level	Cooling	Nom.		dBA	89	90	91	92	94	95
Sound pressure level	Cooling	Nom.		dBA	71	72	73	74	75	76
Operation range	Evaporator	Cooling	Min.~Max.	°CDB	2~15					
	Condenser	Cooling	Min.~Max.	°CDB	18~46					
Refrigerant	Type / GWP				R-134a / 1,430					
	Circuits	Quantity			1					
Refrigerant charge	Per circuit			kg	240.0	220.0	180.0	220.0		300.0
				TCO_2eq	343.2	314.6	257.4	314.6		429.0
Piping connections	Evaporator water inlet/outlet (OD)				168.3mm		219.1mm			273mm
	Condenser water inlet/outlet (OD)				168.3mm			219.1mm		
Unit	Maximum starting current			A	2					
	Nominal running current (RLA)	Cooling		A	104	142	168	207	285	335
	Maximum running current			A	135	210	176	270	420	352
Power supply	Phase/Frequency/Voltage			Hz/V	3~/50/400					

Water cooled centrifugal chiller, high efficiency, standard sound

- Optional Variable Frequency Drive (VFD) to improve the part load efficiency
- High efficiency flooded type shell and tube evaporator/condensers
- Lower equipment, installation and annual operating costs than two single compressor chillers (DWDC)
- Main components can be removed or repaired without shutting down the unit as the chiller has two of everything (compressors, lubrication systems, control systems and starters) (DWDC)
- Unloading to 5% (DWSC) or 10% (DWDC) of full load provides improved stability of the chilled water temperature and less harmful cycling of compressors
- Single stage centrifugal compressor (DWSC)



DWSC-DWDC MicroTech II

Cooling only		DWDC/DWSC	DWDC	DWSC
Cooling capacity	Min.	kW	600	300
	Max.	kW	9,000	4,500
Compressor	Type		Single stage centrifugal compressor	
Refrigerant	Type / GWP		R-134a / 1,430	
	Charge	kg	700 - 1,400	300 - 1,000
		TCO_2Eq	1,001 - 2,002	429 - 1,430

Options - Chillers

Options - Small chillers

Chiller series	Integrated hydronics	LWE		Electrical
	Single pump	High Glycol	Low Glycol	Evaporator heater tape
	OPSP	OPZH	OPZL	OP10
EWAQ-ADVP	STD			STD
EWYQ-ADVP	STD			STD
EWAQ-ACV3	STD			STD
EWAQ-ACW1	STD			STD
EWYQ-ACV3	STD			STD
EWYQ-ACW1	STD			STD
EWWP-KBW1N		Option	Option	
EWLP-KBW1N		Option	Option	

(1) Impossible option combination: OPZH+OPZL

Options - Medium and large chillers (Part 1)

Description	Code	EWAQ~BAW EWYQ~BAW	EWAQ-E-XS EWAQ-F-SS/XS	EWAQ-E-XL/XR EWAQ-F-SL/SR/XL/XR	EWYQ-F-XS	EWYQ-F-XL	EWYQ-F-XR	EWAD-E-	EWAD-D-SS	EWAD-D-SL	EWAD-D-SR	EWAD-D-SX	EWAD-D-XS	EWAD-D-XR	EWAD-D-HS
Total heat recovery	01	-	-	-	-	-	-	Option	Option	Option	Option	Option	Option	Option	Option
Total heat recovery (1 circuit)	02	-	-	-	-	-	-	-	Option	Option	Option	Option	Option	Option	Option
Partial heat recovery	03	-	Option	Option	CF	CF	CF	Option	Option	Option	Option	Option	Option	Option	Option
Direct on line starter (DOL)	04	-	STD	STD	STD	STD	STD	-	-	-	-	-	-	-	-
Wye-Delta compressor starter (Y-D)	05	-	-	-	-	-	-	STD	STD	STD	STD	STD	STD	STD	STD
Soft starter	06	-	Option	Option	Option	Option	Option	Option	Option	Option	Option	Option	Option	Option	Option
Heat pump version	07	-	-	-	-	-	-	-	-	-	-	-	-	-	-
Heat pump version (including pursuit mode)	07a	-	-	-	-	-	-	-	-	-	-	-	-	-	-
Brine version (down -8°C)	08a (1)	-	-	-	-	-	-	-	-	-	-	-	-	-	-
Brine version (down -10°C)	08b (1)	Option	-	-	-	-	-	-	-	-	-	-	-	-	-
Brine version (down -15°C)	08c (1)	-	Option	Option	Option	Option	Option	Option	Option	Option	Option	Option	Option	Option	Option
Double setpoint	10	-	STD	STD	STD	STD	STD	STD	STD	STD	STD	STD	STD	STD	STD
Compressor thermal overload relays	11	-	Option	Option	Option	Option	Option	Option	Option	Option	Option	Option	Option	Option	Option
Fans thermal relays	12	-	-	-	-	-	-	-	-	-	-	-	-	-	-
Phase monitor	13	-	Option	Option	Option	Option	Option	STD	STD	STD	STD	STD	STD	STD	STD
Inverter compressor starter	14	-	-	-	-	-	-	-	Option(4)	Option(4)	Option(4)	Option(4)	Option(4)	Option(4)	Option(4)
Under / Over voltage control	15	-	Option	Option	Option	Option	Option	Option	Option	Option	Option	Option	Option	Option	Option
Energy meter	16	-	Option	Option	Option	Option	Option	Option	Option	Option	Option	Option	Option	Option	Option
Energy meter (including current limit)	16a	-	-	-	-	-	-	-	-	-	-	-	-	-	-
Capacitors for power factor correction	17	-	Option	Option	Option	Option	Option	Option	Option	Option	Option	Option	Option	Option	Option
Auxiliary relay	18	-	-	-	-	-	-	-	-	-	-	-	-	-	-
Current limit	19	-	-	-	-	-	-	Option	Option	Option	Option	Option	Option	Option	Option
Evaporator victaulic kit	20	-	STD	STD	STD	STD	STD	-	STD	-	-	STD	STD	STD	-
Evaporator flange kit	21	-	-	-	-	-	-	-	Option	-	-	Option	Option	Option	-
Evaporator marine waterbox victaulic (2 passes)	22	-	-	-	-	-	-	-	-	-	-	-	-	-	-
Evaporator marine waterbox victaulic (1 pass)	22a	-	-	-	-	-	-	-	-	-	-	-	-	-	-
Evaporator marine waterbox victaulic (3 passes)	23	-	-	-	-	-	-	-	-	-	-	-	-	-	-
Evaporator marine waterbox flanged (2 passes)	24	-	-	-	-	-	-	-	-	-	-	-	-	-	-
Evaporator marine waterbox flanged (1 pass)	24a	-	-	-	-	-	-	-	-	-	-	-	-	-	-
Evaporator marine waterbox flanged (3 passes)	25	-	-	-	-	-	-	-	-	-	-	-	-	-	-
Condenser double flanges kit	26	-	-	-	-	-	-	-	-	-	-	-	-	-	-
Evaporator water side design pressure (10 Bar)	27	-	-	-	-	-	-	-	STD	STD	STD	STD	STD	STD	STD
Evaporator water side design pressure (16 Bar)	28	-	-	-	-	-	-	-	-	-	-	-	-	-	-
20mm evaporator insulation	29	-	STD	STD	STD	STD	STD	Option	Option	STD	STD	Option	Option	Option	STD
Axial fans (100 Pa lift)	30	-	-	-	-	-	-	-	-	-	-	-	-	-	-
McQuiet	31	-	-	-	-	-	-	-	-	-	-	-	-	-	-
Axial fans (250 Pa lift)	32	-	CF	-	-	-	-	-	CF	CF	CF	CF	CF	CF	CF
20mm condenser insulation	33	-	-	-	-	-	-	-	-	-	-	-	-	-	-
Fan silent mode	34	-	-	-	-	-	-	-	-	-	-	-	-	-	-
Fans Speed Control Device (Phase Cut)	35	-	-	-	-	-	-	-	-	-	-	-	-	-	-
Condenser victaulic kit	36	-	-	-	-	-	-	-	-	-	-	-	-	-	-
Condenser flange kit	37	-	-	-	-	-	-	-	-	-	-	-	-	-	-
Condenser marine waterbox victaulic (2 passes)	38	-	-	-	-	-	-	-	-	-	-	-	-	-	-
Condenser marine waterbox victaulic (1 pass)	38a	-	-	-	-	-	-	-	-	-	-	-	-	-	-
Condenser marine waterbox victaulic (3 passes)	39	-	-	-	-	-	-	-	-	-	-	-	-	-	-
Condenser marine waterbox flanged (2 passes)	40	-	-	-	-	-	-	-	-	-	-	-	-	-	-
Condenser marine waterbox flanged (1 pass)	40a	-	-	-	-	-	-	-	-	-	-	-	-	-	-
Condenser marine waterbox flanged (3 passes)	41	-	-	-	-	-	-	-	-	-	-	-	-	-	-
Speedtrol (fan speed control device - ON/OFF - up to -18°C)	42	-	Option	Option	-	-	-	Option	Option	Option	Option	-	Option	Option	Option
Speedtrol (fan speed control device - ON/OFF - down to -10°C in cooling)	42a	-	-	-	Option	Option	-	-	-	-	-	-	-	-	-
Condenser coil guards	43	-	Option	Option	Option	Option	Option	Option	Option	Option	Option	Option	Option	Option	Option
Evaporator area guards	44	-	Option	Option	Option	Option	Option	-	-	-	-	-	-	-	-
Cu-Cu condenser coil	45	-	Option	Option	Option	Option	Option	Option	Option	Option	Option	Option	Option	Option	Option
Cu-Cu-Sn condenser coil	46	-	Option	Option	Option	Option	Option	Option	Option	Option	Option	Option	Option	Option	Option

Options - Medium and large chillers (Part 1)

EWAD-C-	EWAD-CZ	EWAD-TZ	EWAQ-GZ	EWAD-CF	EWYD-BZSS	EWYD-BZSL	ERAD-E-	EWWQ-B-	EWWD-J-SS	EWWD-G-	EWWD-I-SS	EWWD-I-XS	EWWD-H-XS	EWLD-J-SS	EWLD-G-SS	EWLD-I-SS	EWWD-FZXS
Option	Option	Option	-	-	-	-	Option	-	-	Option	Option	-	-	-	-	-	-
-	-	-	-	-	-	-	-	-	-	-	-	-	-	-	-	-	-
Option	Option	Option	-	-	Option	Option	Option	Option	-	Option	Option	Option	-	-	Option	-	-
-	-	-	-	-	-	-	-	-	-	-	-	-	-	-	-	-	-
STD	-	-	-	STD	-	-	STD	STD	STD	STD	STD	STD	STD	STD	STD	STD	-
Option	-	-	-	Option	-	-	Option	Option	Option(4)	Option	Option	Option	Option	Option(4)	Option	Option	-
-	-	-	-	-	-	-	-	-	-	-	-	-	Option	-	-	-	-
-	-	-	-	-	-	-	-	-	Option	Option	Option	Option	-	-	-	-	-
Option	Option	Option		Option	Option	Option	-	Option	Option	Option	Option	Option	NC-SO	Option	Option	Option	-
-	-	-	Option	-	-	-	-	-	-	-	-	-	-	-	-	-	-
-	-	-	-	-	-	-	-	-	-	-	-	-	-	-	-	-	-
STD	STD	STD	STD	STD	STD	STD	STD	STD	STD	STD	STD	STD	STD	-	STD	STD	-
Option	STD	STD	-	Option	-	-	Option	Option	Option	Option	Option	Option	Option	-	Option	Option	-
-	-	-	-	-	-	-	-	-	-	-	-	-	-	-	-	-	-
STD	STD	STD	Option	STD	STD	STD	STD	STD	STD	STD	STD	STD	STD	STD	STD	STD	-
-	STD	STD	-	-	STD	STD	-	-	-	-	-	-	-	-	-	-	STD
Option	Option	STD	Option	Option	Option	Option	Option	Option	Option	Option	Option	Option	Option	Option	Option	Option	-
Option	Option	-	Option	Option	Option	Option	Option	Option	Option	Option	Option	Option	Option	Option	Option	Option	Option
-	-	Option	-	-	-	-	-	-	-	-	-	-	-	-	-	-	-
Option	-	-	-	Option	-	-	Option	Option	Option	Option	Option	Option	Option	-	Option	Option	-
-	-	-	-	-	-	-	-	-	-	-	-	-	-	-	-	-	-
Option	Option	-	-	Option	Option	Option	Option	Option	Option	Option	Option	Option	Option	Option	Option	Option	STD
STD	STD	STD	STD	-	STD	STD	-	STD	STD	STD	STD	STD	STD	STD	STD	STD	STD
Option	Option	Option	-	STD	-	-	-	-	-	-	-	-	-	-	-	-	-
-	-	-	-	-	-	-	-	-	-	-	-	-	Option	-	-	-	CF
-	-	-	-	-	-	-	-	-	-	-	-	-	Option	-	-	-	-
-	-	-	-	-	-	-	-	-	-	-	-	-	-	-	-	-	-
-	-	-	-	-	-	-	-	-	-	-	-	-	Option	-	-	-	-
-	-	-	-	-	-	-	-	-	-	-	-	-	Option	-	-	-	-
-	-	-	-	-	-	-	-	-	-	-	-	-	-	-	-	-	-
-	-	-	-	-	-	-	-	Option	Option	Option	Option	Option	Option	-	-	-	Option
-	-	-	-	-	-	-	-	STD	-	STD	STD	STD	STD	-	STD	STD	STD
-	-	-	-	-	-	-	-	-	-	-	-	-	-	-	-	-	-
STD	STD	STD	STD	STD	Option	Option	-	Option	STD	Option	Option	Option	STD	STD	Option	Option	STD
-	-	-	-	-	-	-	-	-	-	-	-	-	-	-	-	-	-
-	-	-	-	-	-	-	-	-	-	-	-	-	-	-	-	-	-
-	-	-	-	-	-	-	-	-	-	-	-	-	-	-	-	-	-
-	-	-	-	-	-	-	-	Option	Option	Option	Option	Option	Option	-	-	-	Option
-	-	-	-	-	-	-	-	-	-	-	-	-	-	-	-	-	-
-	-	-	-	-	-	-	-	-	-	-	-	-	-	-	-	-	-
-	-	-	-	-	-	-	-	Option	STD	Option	Option	Option	STD	-	-	-	STD
-	-	-	-	-	-	-	-	-	-	-	-	-	-	-	-	-	-
-	-	-	-	-	-	-	-	-	-	-	-	-	Option	-	-	-	CF
-	-	-	-	-	-	-	-	-	-	-	-	-	Option	-	-	-	-
-	-	-	-	-	-	-	-	-	-	-	-	-	-	-	-	-	-
-	-	-	-	-	-	-	-	-	-	-	-	-	Option	-	-	-	-
-	-	-	-	-	-	-	-	-	-	-	-	-	Option	-	-	-	-
-	-	-	-	-	-	-	-	-	-	-	-	-	-	-	-	-	-
Option	Option	Option	Option	-	-	-	Option	-	-	-	-	-	-	-	-	-	-
-	-	-	-	-	-	-	-	-	-	-	-	-	-	-	-	-	-
Option	Option	Option	Option	Option	Option	Option	Option	-	-	-	-	-	-	-	-	-	-
Option	Option	-	Option	Option	-	-	-	-	-	-	-	-	-	-	-	-	-
Option	Option	Option	Option	Option	Option	Option	Option	-	-	-	-	-	-	-	-	-	-
Option	Option	Option	Option	Option	Option	Option	Option	-	-	-	-	-	-	-	-	-	-

Options - Medium and large chillers (Part 2)

Description	Code	EWAQ~BAW EWYQ~BAW	EWAQ-E-XS EWAQ-F-SS/XS	EWAQ-E-XL/XR EWAQ-F-SL/ XR/XL/XR	EWYQ-F-XS	EWYQ-F-XL	EWYQ-F-XR	EWAD-E-	EWAD-D-SS	EWAD-D-SL	EWAD-D-SR	EWAD-D-SX	EWAD-D-XS	EWAD-D-XR
Condenser water side design pressure (16 Bar)	47	-	-	-	-	-	-	-	-	-	-	-	-	-
Condenser water side design pressure (10 Bar)	47a	-	-	-	-	-	-	-	-	-	-	-	-	-
Alucoat fins coil	49	-	Option	Option	STD	STD	STD	Option	Option	Option	Option	Option	Option	Option
Cu-Ni 90-10 condenser tubes	50	-	-	-	-	-	-	-	-	-	-	-	-	-
Condenser 1 pass (ΔT 4-8 °C)	51	-	-	-	-	-	-	-	-	-	-	-	-	-
Condenser 2 passes (ΔT 4-8 °C)	52	-	-	-	-	-	-	-	-	-	-	-	-	-
Condenser 2 passes (ΔT 9-15 °C)	53	-	-	-	-	-	-	-	-	-	-	-	-	-
Condenser 4 passes	54	-	-	-	-	-	-	-	-	-	-	-	-	-
Water pressure differential switch on condenser	55	-	-	-	-	-	-	-	-	-	-	-	-	-
Water pressure differential switch on evaporator	56	-	-	-	-	-	-	-	-	STD	STD	-	-	-
Evaporator electric heater	57	Option	STD	STD	STD	STD	STD	STD	STD	STD	STD	STD	STD	STD
Evaporator flow switch	58	-	STD	STD	STD	STD	STD	Option	Option	Option	Option	Option	Option	Option
Condenser flow switch	59	-	-	-	-	-	-	-	-	-	-	-	-	-
Electronic expansion valve	60	-	STD	STD	STD	STD	STD	STD	STD	STD	STD	STD	STD	STD
Discharge line shut-off valve	61	-	Option	Option	Option	Option	Option	STD	STD	STD	STD	STD	STD	STD
Suction line shut-off valve	62	-	Option	Option	Option	Option	Option	STD	STD	STD	STD	STD	STD	STD
High pressure side manometers	63	-	Option	Option	Option	Option	Option	Option	Option	Option	Option	Option	Option	Option
Low pressure side manometers	64	-	Option	Option	Option	Option	Option	Option	Option	Option	Option	Option	Option	Option
Ambient outside temperature sensor and setpoint reset	67	-	STD	STD	STD	STD	STD	STD	STD	STD	STD	STD	STD	STD
Hour run meter	68	-	STD	STD	STD	STD	STD	STD	STD	STD	STD	STD	STD	STD
General fault contactor	69	-	STD	STD	STD	STD	STD	STD	STD	STD	STD	STD	STD	STD
Container Kit	71	-	Option	Option	Option	Option	Option	Option	Option	Option	Option	Option	Option	Option
Rubber anti vibration mounts	75	-	Option	Option	Option	Option	Option	Option	Option	Option	Option	Option	Option	Option
Sound proof system	76	-	-	-	-	-	-	-	-	-	-	-	-	-
Sound proof system (integral)	76-a	-	-	-	-	-	-	-	-	-	-	-	-	-
Sound proof system (compressor)	76-b	-	-	-	-	-	-	-	-	-	-	-	-	-
Spring anti vibration mounts	77	-	Option	Option	Option	Option	Option	Option	Option	Option	Option	Option	Option	Option
One centrifugal pump (low lift)	78	Option	-	-	-	-	-	Option	-	-	-	-	-	-
One centrifugal pump --- SPK1	78-a	-	Option	Option	Option	Option	Option	-	-	Option	Option	-	-	-
One centrifugal pump --- SPK2	78-b	-	Option	Option	Option	Option	Option	-	-	Option	Option	-	-	-
One centrifugal pump --- SPK3	78-c	-	Option	Option	Option	Option	Option	-	-	Option	Option	-	-	-
One centrifugal pump --- SPK4	78-d	-	Option	Option	Option	Option	Option	-	-	Option	Option	-	-	-
One centrifugal pump --- SPK5	78-e	-	-	-	-	-	-	-	Option	-	-	-	Option	Option
One centrifugal pump --- SPK6	78-f	-	-	-	-	-	-	-	Option	-	-	-	Option	Option
One centrifugal pump --- SPK7	78-g	-	-	-	-	-	-	-	Option	-	-	-	Option	Option
One centrifugal pump --- SPK8	78-h	-	-	-	-	-	-	-	Option	-	-	-	Option	Option
One centrifugal pump --- SPK9	78-i	-	-	-	-	-	-	-	-	-	-	-	Option	-
One centrifugal pump --- SPK10	78-j	-	-	-	-	-	-	-	-	-	-	-	Option	-
One centrifugal pump --- SPK1a	78-l	-	-	-	Option	Option	Option	-	-	-	-	-	-	-
One centrifugal pump --- SPK1b	78-m	-	-	-	Option	Option	Option	-	-	-	-	-	-	-
One centrifugal pump --- SPK1c	78-n	-	-	-	Option	Option	Option	-	-	-	-	-	-	-
One centrifugal pump (high lift)	79	Option	-	-	-	-	-	Option	-	-	-	-	-	-
Two centrifugal pump (low lift)	80	-	-	-	-	-	-	-	-	-	-	-	-	-
Two centrifugal pump --- DPK1	80-a	-	-	-	-	-	-	-	-	Option	Option	-	-	-
Two centrifugal pump --- DPK2	80-b	-	-	-	-	-	-	-	-	Option	Option	-	-	-
Two centrifugal pump --- DPK3	80-c	-	-	-	-	-	-	-	-	Option	Option	-	-	-
Two centrifugal pump --- DPK4	80-d	-	-	-	-	-	-	-	-	Option	Option	-	-	-
Two centrifugal pump --- DPK5	80-e	-	-	-	-	-	-	-	Option	-	-	-	Option	Option
Two centrifugal pump --- DPK6	80-f	-	-	-	-	-	-	-	Option	-	-	-	Option	Option
Two centrifugal pump --- DPK7	80-g	-	-	-	-	-	-	-	Option	-	-	-	Option	Option
Two centrifugal pump --- DPK8	80-h	-	-	-	-	-	-	-	Option	-	-	-	Option	Option
Two centrifugal pump (high lift)	81	-	-	-	-	-	-	-	-	-	-	-	-	-
Witness test	82	-	-	-	-	-	-	-	-	-	-	-	-	-
External tank without cabinet (500 L)	83 (3)	-	Option	Option	Option	Option	Option	Option	Option	Option	Option	Option	Option	Option
External tank without cabinet (1000 L)	84 (3)	-	Option	Option	Option	Option	Option	Option	Option	Option	Option	Option	Option	Option
External Tank (500 L) With CABINET RAL 7042	85	-	-	-	-	-	-	-	-	-	-	-	-	-
External Tank (1000 L) With CABINET RAL 7042	86	-	-	-	-	-	-	-	-	-	-	-	-	-
External tank with cabinet (500 L)	87 (3)	-	Option	Option	Option	Option	Option	Option	Option	Option	Option	Option	Option	Option
External tank with cabinet (1000 L)	88 (3)	-	Option	Option	Option	Option	Option	Option	Option	Option	Option	Option	Option	Option
Acoustic test	89	-	-	-	-	-	-	-	-	-	-	-	-	-
Setpoint reset, Demand limit and Alarm from external device	90	-	Option	Option	Option	Option	Option	STD	STD	STD	STD	STD	STD	STD
Double pressure relief valve with diverter	91	-	Option	Option	Option	Option	Option	Option	Option	Option	Option	Option	Option	Option
PW COMPRESSOR - PART WINDING START	92	-	-	-	-	-	-	-	-	-	-	-	-	-
Low ambient kit for 1 circuit	93	-	-	-	-	-	-	-	-	-	-	-	-	-
Low ambient kit for 2 circuits	94	-	-	-	-	-	-	-	-	-	-	-	-	-
Compressors circuit breakers	95	-	Option	Option	Option	Option	Option	Option	Option	Option	Option	Option	Option	Option
Fans circuit breakers	96	-	Option	Option	Option	Option	Option	STD	STD	STD	STD	STD	STD	STD
Main switch interlock door	97	-	STD	STD	STD	STD	STD	STD	STD	STD	STD	STD	STD	STD
Emergency stop	98	-	-	-	-	-	-	-	-	-	-	-	-	-
Fans speed regulation (+ fan silent mode)	99 (2)	-	Option	Option	-	-	-	Option	Option	Option	Option	STD	Option	Option
Fans speed regulation (inverter)	99a (2)	-	-	-	Option	Option	STD	-	-	-	-	-	-	-
Refrigerant recovery unit	100	-	-	-	-	-	-	-	-	-	-	-	-	-
Evaporator right water connections	101	-	-	-	-	-	-	-	SO	SO	SO	SO	SO	SO
Ground fault relay	102	-	Option	Option	Option	Option	Option	-	-	-	-	-	-	-
Evaporator 1 pass	103	-	-	-	-	-	-	-	-	-	-	-	-	-
Evaporator 2 passes	103a	-	-	-	-	-	-	-	-	-	-	-	-	-
Evaporator double flange kit	104	-	-	-	-	-	-	-	-	-	-	-	-	-
Liquid receiver	105	-	-	-	-	-	-	-	-	-	-	-	-	-
Evaporator right water connections	106	-	-	-	-	-	-	-	-	-	-	-	-	-
Rapid restart	110	-	-	-	-	-	-	-	-	-	-	-	-	-
High temperature kit	111	-	-	-	-	-	-	-	-	-	-	-	-	-
Transport kit	112	-	Option	Option	Option	Option	-	Option	Option	Option	Option	Option	Option	Option
Optimized free cooling (VFD fans regulation)	113-a	-	-	-	-	-	-	-	-	-	-	-	-	-
Optimized free cooling (On/Off fans)	113-b	-	-	-	-	-	-	-	-	-	-	-	-	-
Nordic kit	114	-	-	-	Option	Option	Option	-	-	-	-	-	-	-
Water filter	115	-	STD	STD	STD	STD	STD	-	-	-	-	-	-	-
Condenser coil protection panels	116	-	Option	Option	Option	Option	Option	Option	Option	Option	Option	Option	Option	Option
Blygold coil treatment	117	-	Option	Option	Option	Option	Option	Option	Option	Option	Option	Option	Option	Option
Inverter kit for pump (SPK1-SPK6)	120a	-	-	-	-	-	-	-	-	-	-	-	-	-
Inverter kit for pump (SPK7-SPK10)	120b	-	-	-	-	-	-	-	-	-	-	-	-	-
Inverter kit for pumps (DPK2-DPK6)	120c	-	-	-	-	-	-	-	-	-	-	-	-	-
Inverter kit for pumps (DPK7-DPK10)	120d	-	-	-	-	-	-	-	-	-	-	-	-	-
Refrigerant leak detection	121	-	-	-	-	-	-	-	-	-	-	-	-	-

(1) Option 08 includes option 29 - (2) Option 99(a) includes 'Fan overload protection' - (3) Piping between the inertial tank and the unit is not included. Electric heater power supply has to be provided from external source - (4) The order of inverter compressor will have an impact on the delivery time: please contact the factory - (5) Unit performance will be affected; contact factory for information. It is mandatory to order the option 26 when selecting CU-Ni 90-10 condenser tubes - (6) Sound proof system - compressor enclosure - (7) Compressor enclosure - (8) Soundproof cabinet will be supplied in a separate kit and not assembled. For better performance the cabinet will be integral kind (around the whole chiller, not only around compressors). Cabinet assembly is not included in the supply (9) Special transport is required (flat rack truck and open top when option 01 is selected) for model sizes as follows: EWWDC12I-SS - EWWDC18I-SS (10) Forklift loading-unloading operations are not allowed when option 01

EWAD-D-HS	EWAD-C-	EWAD-CZ	EWAD-TZ	EWAQ-GZ	EWAD-CF	EWYD-BZSS	EWYD-BZSL	ERAD-E-	EWWQ-B-	EWWD-J-SS	EWWD-G-	EWWD-I-SS	EWWD-I-XS	EWWD-H-XS	EWLD-J-SS	EWLD-G-SS	EWLD-I-SS	EWWD-FZXS
-	-	-	-	-	-	-	-	-	STD	STD	STD	STD	STD	-	-	-	-	-
-	-	-	-	-	-	-	-	-	-	-	-	-	-	STD	-	-	-	STD
Option	Option	Option	Option		Option	Option	Option	Option	-	-	-	-	-	-	-	-	-	-
-	-	-	-	-	-	-	-	-	Option	Option(5)	Option (5)	Option (5)	Option (5)	Option (5)	-	Option (5)	-	Option (5)
-	-	-	-	-	-	-	-	-	-	-	STD	STD	-	NC-SO	-	STD	-	-
-	-	-	-	-	-	-	-	-	-	STD	-	-	STD	STD	-	-	-	STD
-	-	-	-	-	-	-	-	-	-	-	-	NC-SO	-	-	-	-	-	-
-	-	-	-	-	-	-	-	-	-	-	-	-	NC-SO	-	-	-	-	-
-	-	-	-	-	-	-	-	-	-	-	-	-	-	Option	-	-	-	STD
STD	-	-	-	STD	-	-	-	-	-	-	-	-	-	Option	-	-	-	STD
STD	STD	STD	STD	STD	STD	STD	STD	-	Option	-	-	-	-	-	-	-	-	-
Option	Option	Option	Option	-	Option	Option	Option	-	Option	STD	Option	Option	Option	Option	STD	Option	Option	Option
-	-	-	-	-	-	-	-	-	-	-	-	-	-	Option	-	-	-	Option
STD	STD	STD	STD	STD	STD	STD	STD	-	STD	STD	STD	STD	STD	STD	STD	STD	STD	STD
STD	STD	STD	STD	Option	STD	STD	STD	STD	Option	STD	STD	Option	Option	STD	STD	STD	Option	-
STD	Option	STD	STD	Option	Option	STD	STD	STD	Option	STD	STD	Option	Option	Option	STD	STD	Option	Option
Option	Option	Option	Option	Option	Option	Option	Option	Option	Option	Option	Option	Option	Option	Option	Option	Option	Option	Option
Option	Option	Option	Option	Option	Option	Option	Option	-	Option	Option	Option	Option	Option	Option	Option	Option	Option	Option
STD	STD	STD	STD	STD	STD	STD	STD	STD	-	-	-	-	-	-	-	-	-	-
STD	STD	STD	STD	STD	STD	STD	STD	STD	STD	STD	STD	STD	STD	STD	STD	STD	STD	STD
STD	STD	STD	STD	STD	STD	STD	STD	STD	STD	STD	STD	STD	STD	STD	STD	STD	STD	STD
Option	Option	Option	Option	Option		Option	Option	Option	Option(11)	Option	Option	Option (9)	Option	Option	Option	Option	Option(11)	Option
Option	Option	Option	Option	Option	Option	Option	Option	Option	Option	Option	Option	Option	Option	Option	Option	Option	Option	Option
-	-	-	-	-	-	-	-	-	-	-	-	-	-	-	-	-	-	-
-	-	-	-	-	-	-	-	-	Option (8)	-	-	Option (8)	Option (8)	Option (8)	-	-	Option (8)	Option (8)
-	-	-	-	-	-	-	-	-	-	Option (6)	Option (7)	-	-	-	Option (6)	Option (7)	-	-
Option	Option	Option	Option	Option	Option	Option	Option	Option	-	-	-	-	-	-	-	-	-	-
-	-	-	-	Option	-	Option	-	-	-	-	-	-	-	-	-	-	-	-
Option	Option	Option	-	-	Option	-	-	-	-	-	-	-	-	-	-	-	-	-
Option	Option	Option	Option	-	Option	-	-	-	-	-	-	-	-	-	-	-	-	-
Option	-	-	Option	-	-	-	-	-	-	-	-	-	-	-	-	-	-	-
Option	-	-	Option	-	-	-	-	-	-	-	-	-	-	-	-	-	-	-
-	-	-	Option	-	-	-	-	-	-	-	-	-	-	-	-	-	-	-
-	-	-	Option	-	-	-	-	-	-	-	-	-	-	-	-	-	-	-
-	-	-	Option	-	-	-	-	-	-	-	-	-	-	-	-	-	-	-
-	-	-	Option	-	-	-	-	-	-	-	-	-	-	-	-	-	-	-
-	-	-	Option	-	-	-	-	-	-	-	-	-	-	-	-	-	-	-
-	-	-	Option	-	-	-	-	-	-	-	-	-	-	-	-	-	-	-
-	-	-	Option	-	-	-	-	-	-	-	-	-	-	-	-	-	-	-
-	-	-	Option	-	-	-	-	-	-	-	-	-	-	-	-	-	-	-
-	-	-	-	-	-	Option	-	-	-	-	-	-	-	-	-	-	-	-
-	-	-	-	Option	-	Option	-	-	-	-	-	-	-	-	-	-	-	-
Option	Option	Option	-	-	-	-	-	-	-	-	-	-	-	-	-	-	-	-
Option	Option	Option	Option	-	-	-	-	-	-	-	-	-	-	-	-	-	-	-
Option	-	-	Option	-	-	-	-	-	-	-	-	-	-	-	-	-	-	-
Option	-	-	Option	-	-	-	-	-	-	-	-	-	-	-	-	-	-	-
-	-	-	Option	-	-	-	-	-	-	-	-	-	-	-	-	-	-	-
-	-	-	Option	-	-	-	-	-	-	-	-	-	-	-	-	-	-	-
-	-	-	Option	-	-	-	-	-	-	-	-	-	-	-	-	-	-	-
-	-	-	Option	-	-	-	-	-	-	-	-	-	-	-	-	-	-	-
-	-	-	-	-	-	Option	-	-	-	-	-	-	-	-	-	-	-	-
-	-	-	-	-	-	-	-	-	-	-	-	-	-	-	-	-	-	-
Option	-	-	Option	Option	-	Option	Option	-	-	-	-	-	-	-	-	-	-	-
Option	-	-	Option	Option	-	Option	Option	-	-	-	-	-	-	-	-	-	-	-
-	-	-	-	-	-	-	-	-	-	-	-	-	-	-	-	-	-	-
-	-	-	-	-	-	-	-	-	-	-	-	-	-	-	-	-	-	-
Option	-	-	Option	Option	-	Option	Option	-	-	-	-	-	-	-	-	-	-	-
Option	-	-	Option	Option	-	Option	Option	-	-	-	-	-	-	-	-	-	-	-
-	-	-	-	-	-	-	-	-	-	-	-	-	-	-	-	-	-	-
STD	STD	STD	STD	Option	STD	Option	Option	STD	STD	STD	STD	STD	STD	STD	STD	STD	STD	STD
Option	Option	Option	Option	-	Option	Option	Option	Option	Option	Option	Option	Option	Option	STD	Option	Option	Option	STD
-	-	-	-	-	-	-	-	-	-	-	-	-	-	-	-	-	-	-
-	-	-	-	-	-	-	-	-	-	-	-	-	-	-	-	-	-	-
-	-	-	-	-	-	-	-	-	-	-	-	-	-	-	-	-	-	-
Option	Option	Option	Option	Option	Option	-	-	-	Option	-	-	-	-	Option	-	-	-	-
STD	STD	STD	STD	STD	STD	STD	STD	STD	-	-	-	-	-	-	-	-	-	-
STD	STD	STD	STD	STD	STD	-	-	STD	STD	STD	STD	STD	STD	STD	STD	STD	STD	-
-	STD	STD	-	-	STD	-	-	-	STD	STD	STD	STD	STD	STD	STD	STD	STD	-
Option	Option	Option	STD (14)	-	STD	Option	STD	Option	-	-	-	-	-	-	-	-	-	-
-	-	-	-	-	-	-	-	-	-	-	-	-	-	-	-	-	-	-
-	CF	CF	-	-	-	-	-	-	-	-	-	-	-	-	-	-	-	-
SO	SO	SO	Option	-	SO	Option	SO	-	-	-	-	-	-	-	-	-	-	-
-	Option	Option	-	Option	Option	-	-	-	Option	Option	Option	Option	Option	Option	Option	Option	Option	-
-	-	-	-	-	-	-	-	-	-	-	-	-	-	NC-SO	-	-	-	NC-SO
-	-	-	-	-	-	-	-	-	-	-	-	-	-	STD	-	-	-	STD
-	-	-	-	-	-	-	-	-	Option	-	Option	Option	Option	Option	-	Option	Option	Option
-	-	-	-	-	-	-	-	-	-	-	-	-	-	-	Option	Option	Option	-
-	-	-	-	-	-	-	-	-	-	-	-	-	-	-	-	-	-	-
-	Option	Option	Option	-	Option	-	-	-	-	-	-	-	-	-	-	-	-	-
-	-	-	-	-	-	-	-	-	-	-	-	-	-	Option	-	-	-	-
Option	Option	Option	Option	Option	-	Option	Option	Option	Option(12)	Option	Option	Option(10)	Option	Option	Option	Option	Option(12)	Option
-	-	-	-	-	Option	-	-	-	-	-	-	-	-	-	-	-	-	-
-	-	-	-	-	Option	-	-	-	-	-	-	-	-	-	-	-	-	-
-	-	-	-	STD	-	Option	Option	-	-	-	-	-	-	-	-	-	-	-
-	-	-	STD (13)	Option	-	-	-	-	-	-	-	-	-	-	-	-	-	-
Option	Option	Option	Option	-	Option	Option	Option	Option	-	-	-	-	-	-	-	-	-	-
Option	Option	Option	Option	-	Option	-	-	Option	-	-	-	-	-	-	-	-	-	-
-	-	-	Option	-	-	-	-	-	-	-	-	-	-	-	-	-	-	-
-	-	-	Option	-	-	-	-	-	-	-	-	-	-	-	-	-	-	-
-	-	-	Option	-	-	-	-	-	-	-	-	-	-	-	-	-	-	-
-	-	-	Option	-	-	-	-	-	-	-	-	-	-	-	-	-	-	-
-	-	-	Option	-	-	-	-	-	-	-	-	-	-	-	-	-	-	-

is selected for model sizes as follows: EWWDC12I-SS - EWWDC18I-SS - (11) Special Transport is required (flat rack truck and open top) for model sizes as follows: EWLDC10I-SS - EWLDC17I-SS or EWWQC11B-SS - EWWQC20B-SS or EWWQC10B-XS, EWWQC12B-XS - EWWQC21B-XS - (12) Forklift loading-unloading operations are not allowed for model sizes as follows: EWLDC10I-SS - EWLDC17I-SS or EWWQC11B-SS - EWWQC20B-SS or EWWQC10B-XS, EWWQC12B-XS - EWWQC21B-XS - (13) STD only for single circuit unit (14) STD only for Premium and High efficiency version

CF = Contact the factory - STD = Standard - SO = Specify at Order entry - NC = No additional cost

Accessories - Chillers

	Air-cooled chillers							
Panels	**EWA/YQ-BA SEHVX+SERHQ**	**EWAQ-E- EWA/YQ-F-**	**EWYD~BZ**	**EWAQ~GZ**	**EWAD~E- ERAD~E-**	**EWAD~D-**	**EWAD~C-**	**EWAD~CZ**
EKDSSP*** (a) Serial Sequencing Panel			●					
EKDSSP-S*** Serial Sequencing Panel (Siemens)		●		●	●	●	●	●
EKDDSP Digital Sequencing Panel		●	●	●	●	●	●	●
EKPWPRO PlantWatchPRO monitoring system			●					
EKPWPROM PlantWatchPRO monitoring system (modem & webserver included)			●					

	Air-cooled chillers							
Serial Cards & Communication Modules	**EWAQ~BA EWYQ~BA**	**EWAQ-E- EWA/YQ-F-**	**EWYD~BZ**	**EWAQ~GZ**	**EWAD~E- ERAD~E-**	**EWAD~D-**	**EWAD~C-**	**EWAD~CZ**
EKAC200J Serial Card RS485/Modbus			●					
EKACBAC Ethernet Card BACnet			●					
EKACLONP Serial Card LON FTT 10			●					
EKACRS232 Serial Card RS232 Modem Interface (single unit only)			●					
EKACWEB Web Server Card			●					
EKACBACMSTP Serial Card BACnet MSTP			●					
EKACBACCERT Serial Card BACnet pre-loaded (centrifugal chillers)								
EKMBDXA7V1 ModBus Interface DIII	●							
EKCM200J ModBus RTU communication module		●		●	●	●	●	●
EKCMLON LON communication module		●		●	●	●	●	●
EKCMBACMSTP BACnet/MSTP communication module		●		●	●	●	●	●
EKCMBACIP BACnet/IP communication module		●		●	●	●	●	●

	Air-cooled chillers							
Other Systems & Accessories	**EWAQ~BA EWYQ~BA**	**EWAQ-E- EWA/YQ-F-**	**EWYD~BZ**	**EWAQ~GZ**	**EWAD~E- ERAD~E-**	**EWAD~D-**	**EWAD~C-**	**EWAD~CZ**
EKCON Converter RS485 to RS232			●					
EKCONUSB Converter RS485 to USB			●					
EKMODEM Fixed modem			●					
EKGSMOD GSM modem			●					
EKRUPCJ Remote display kit			●					
EKRUPCS Local/remote display HMI		●		●	●	●	●	●
EKPWPROEXT PlantWatchPro I/O extension module for hardwiring and retrofit			●					
EKGWWEB Gateway web (Ethernet LAN SNMP)			●					
EKAC10C (c) Address card for connection to BMS or Remote user interface								
EKRUMCA (b) Remote installed user interface								
EHMC* Hydraulic module								
EKLS1 Low noise kit - 014 version								
EKLS2 Low noise kit - 022-195 version								
ECB2MUAW Controller kit (for modular units)								
ECB3MUAW Controller kit (for modular units)								
EKRP1AHT Digital input/output PCB	●							
EKRUAHTB Remote user interface	●							
DTA104A62 External control adapter	●							
BHGP26A1 Digital pressure gauge kit	●							
RTD-W BMS integration	●							
EKCC8-W Universal centralised controller	●							

Notes:
(a) Serial Sequencing Panel working in cooling mode only with EWYD~BZ and EWYQ~F-ranges
(b) To install EKRUMCA -> EKAC10C needs to be installed
(c) EKAC10C allows direct connection to MODBUS BMS system

		Water-cooled chillers							Centrifugals
EWAD~CF	EWAD~TZ	EWWP~KBW1N EWLP~KBW1N	EW_Q-G- EW_Q-L-	EWWD~G- EWLD~G-	EWWD~I- EWLD~I-	EWWD~J- EWLD~J-	EWWQ~B-	EWWD~H-	DWSC & DWDC EWWD~FZ
									•
•	•		•	•	•	•	•	•	
•	•		•	•	•	•	•	•	•
									•
									•

		Water-cooled chillers							Centrifugals
EWAD~CF	EWAD~TZ	EWWP~KBW1N EWLP~KBW1N	EW_Q-G- EW_Q-L-	EWWD~G- EWLD~G-	EWWD~I- EWLD~I-	EWWD~J- EWLD~J-	EWWQ~B-	EWWD~H-	DWSC & DWDC EWWD~FZ
									•
									•
									•
									•
									•
									•
•	•		•	•	•	•	•	•	
•	•		•	•	•	•	•	•	
•	•		•	•	•	•	•	•	
•	•		•	•	•	•	•	•	

		Water-cooled chillers							Centrifugals
EWAD~CF	EWAD~TZ	EWWP~KBW1N EWLP~KBW1N	EW_Q-G- EW_Q-L-	EWWD~G- EWLD~G-	EWWD~I- EWLD~I-	EWWD~J- EWLD~J-	EWWQ~B-	EWWD~H-	DWSC & DWDC EWWD~FZ
									•
									•
									•
									•
									•
•	•		•	•	•	•	•	•	
									•
									•
		•							
		•							
		•							
		•							
		•							
		•							

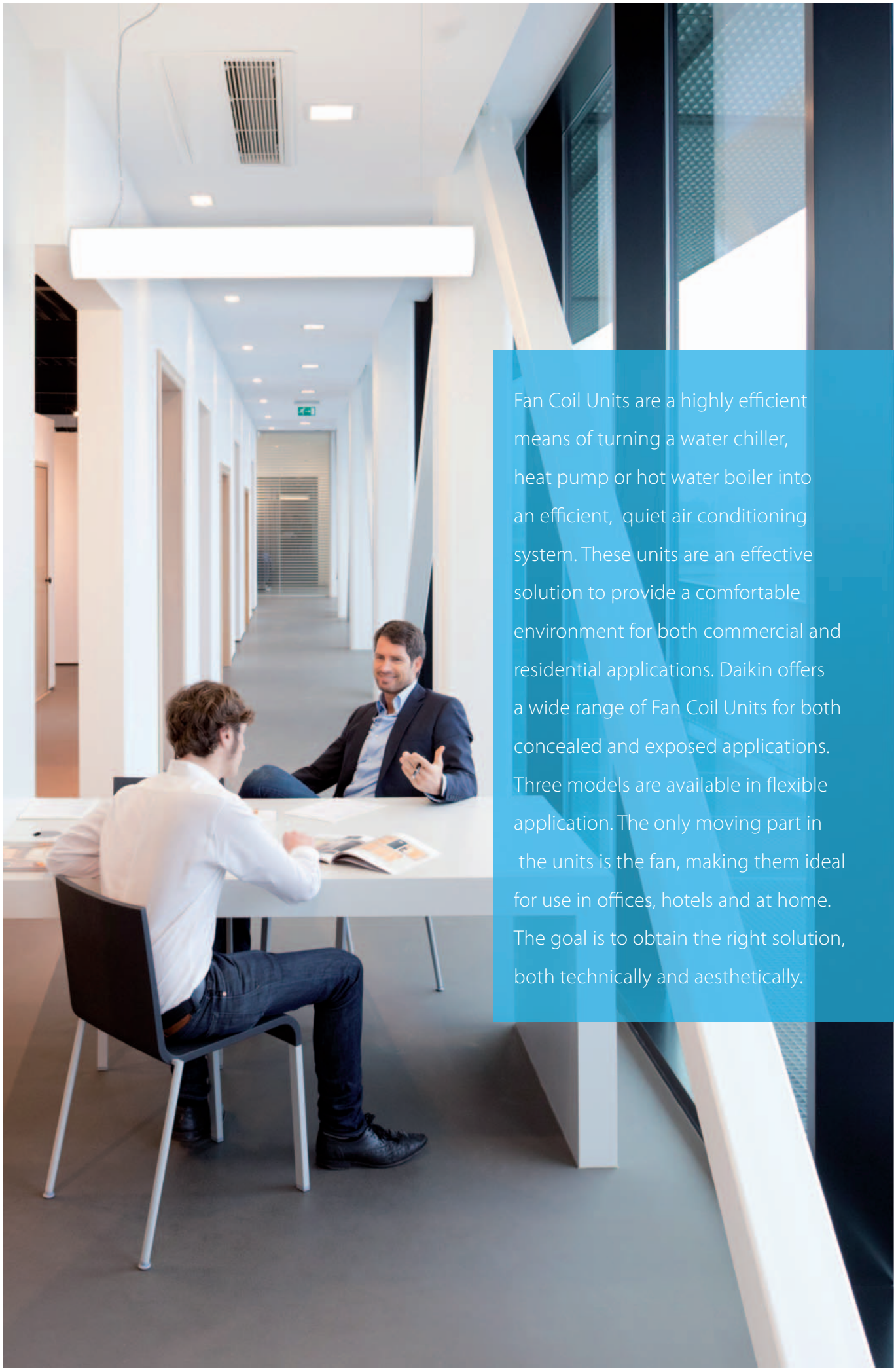

Fan Coil Units are a highly efficient means of turning a water chiller, heat pump or hot water boiler into an efficient, quiet air conditioning system. These units are an effective solution to provide a comfortable environment for both commercial and residential applications. Daikin offers a wide range of Fan Coil Units for both concealed and exposed applications. Three models are available in flexible application. The only moving part in the units is the fan, making them ideal for use in offices, hotels and at home. The goal is to obtain the right solution, both technically and aesthetically.

Fan coil units

Why choose Daikin fan coil units? 416

Products overview 418

Cassette units	420
FWG-AT/AF	420
FWC-BT/BF	421
FWF-BT/BF	422
FWF-CT	423
Floor standing unit	424
FWZ-AT/AF	424
FWV-DAT/DAF	425
Flexi type units	426
FWR-AT/AF	426
FWL-DAT/DAF	427
FWS-AT/AF	428
FWM-DAT/DAF	429
Wall mounted unit	430
FWT-CT	430
Concealed ceiling units	431
FWE-CT/CF	431 low ESP
FWB-BT	432 medium ESP
FWP-AT	433 medium ESP
FWD-AT/AF	434 high ESP

Options & accessories 436



Fan coil units with BLDC motor

As more buildings undergo renovation, the need to be able to deliver high indoor air quality in a specific space in an **efficient and cost-effective way** without having to do a radical re-fit of the entire HVAC system has made fan coil technology an obvious solution.

Daikin has a full capacity range of **aesthetically pleasing** fan coil units with advanced controls that reliably deliver **excellent comfort levels**. And by using a refined range of advanced DC fan motors, we are able to offer flexibility while maintaining very low noise levels.

Why choose Daikin fan coil units?

- The new brushless DC ranges reflect Daikin's commitment to developing highly efficient fan coil units that help to reduce energy consumption, without compromising on reliability and performance.
- High level quality is written large for us and we are pleased to offer high technology solutions to the market.

Benefits for the installer

› Reduced amount of sizes: less stock space needed
› Modular designs for multiple configurations
› Easy integration in BMS system via modbus protocol

Benefits for the consultant

› Best solution in the market in order to have top efficiency, best comfort and lowest sound levels
› Product flexibility: wide range of options, accessories and controls

Benefits for the end user

› High comfort level
› Up to 70% savings on running costs
› Controller with timer programmed operating mode
› FWECSA controller that can satisfy all customer requirements in terms of FCU management

Fan coil unit software

Select your unit via our selection software
› Selection logic is based on cooling and/or heating mode conditions the user enters.
› User can indicate cooling mode and/or heating mode conditions and list available fan coil units.
› A detailed report including technical specifications and wiring diagram can be printed.

www.daikineurope.com/support-and-manuals/software-downloads/applied-systems/index.jsp

Payback tool

Prove quickly the saving in electric cost using the new BLDC motor technology instead of the AC motor technology via our payback tool available on our Extranet.

BLDC fan motors - Video

Learn more on the advantages of BLDC fan motors in Fan coil units:



Check on YouTube
www.youtube.com/DaikinEurope

Benefits of brushless inverter technology on fan coil units:

Higher efficiency than AC (Alternative Current) motor

› Up to 70% energy savings
› No heat generation
› No power losses
› Higher efficiency than AC motors to reach set point

High comfort level

› Less fluctuation of air temperature and relative humidity
› More consistent output level
› Stepless speed change for gradual air output
› More accurate adjustments to reach set point

Low sound levels

› Lower minimum rotation speed
› No start-stop sequence
› Gradual air output

High flexibility level

› Multiple configurations: cassettes, floorstanding units, flexi type units with or without cabinet and ducted units
› Wide capacity range in heating and cooling
› Different piping topologies and connection valves


FWG-AT/AF


FWR-AT/AF


FWS-AT/AF


FWC-BT/BF


FWP-AT


FWZ-AT/AF

Product overview

Type	Model	Product name		Fan motor type
Ceiling mounted cassette	4-way blow ceiling mounted cassette - Brushless DC fan motor unit for ceiling mounting - High efficiency, continuous air flow regulation and fan speed modulation - Reduced sound emissions - Easy installation and maintenance	FWG-AT/AF		BLDC
	Round flow cassette - Brushless DC fan motor unit for ceiling mounting - 360° air discharge ensures uniform air flow - Integrated fresh air intake - Easy installation in corners - Standard drain pump with 850 mm lift	FWC-BT/BF		BLDC
	4-way blow ceiling mounted cassette - AC fan motor unit for ceiling mounting - Integrated fresh air intake - Horizontal auto swing - Easy installation in corners - Standard drain pump with 750 mm lift	FWF-BT/BF		AC
	4-way blow ceiling mounted cassette - AC fan motor unit for ceiling mounting - Easy installation and maintenance - High power air flow - Standard drain pump with 700 mm lift	FWF-CT		AC
Floor standing unit	Floor standing unit - Brushless DC fan motor for vertical mounting - Continuous air flow regulation and fan speed modulation - Up to 70% energy savings - Low sound levels	FWZ-AT/AF		BLDC
	Floor standing unit - AC fan motor unit for horizontal or vertical concealed mounting - Insulated valve packages, no extra drain pan required - Fast-on connections for electrical options: no tools needed - Easy maintenance	FWV-DAT/DAF		AC
Flexi type unit	Flexi type unit - Brushless DC fan motor unit for horizontal or vertical mouting - Continuous air flow regulation and fan speed modulation - Up to 70% energy savings - Low sound levels	FWR-AT/AF		BLDC
	Flexi type unit - AC fan motor unit for horizontal or vertical concealed mounting - Insulated valve packages, no extra drain pan required - Fast-on connections for electrical options: no tools needed - Easy maintenance	FWL-DAT/DAF		AC
	Concealed flexi type unit - Brushless DC fan motor unit for horizontal or vertical concealed mounting - Continuous air flow regulation and fan speed modulation - Up to 70% energy savings - Low sound levels	FWS-AT/AF		BLDC
	Concealed flexi type unit - AC fan motor unit for horizontal or vertical concealed mounting - Insulated valve packages, no extra drain pan required - Fast-on connections for electrical options: no tools needed - Easy maintenance	FWM-DAT/DAF		AC
Wall mounted unit	Wall mounted unit - AC fan motor unit for wall mounting - High aesthetic cabinet design - Optimum air distribution - Easy installation - 3-speed fan motor	FWT-CT		AC
Concealed ceiling unit	Concealed ceiling unit with low ESP - AC fan motor unit for horizontal concealed mounting - Available static pressure up to 50 Pa - Easy installation and maintenance - 4-speed fan motor - High power air flow	FWE-CT/CF		AC
	Concealed ceiling unit with medium ESP - Brushless DC fan motor unit for horizontal concealed mounting - Instant adjustment to temperature and relative humidity changes - Available static pressure up to 80 Pa - Low sound levels	FWP-AT		BLDC
	Concealed ceiling unit with medium ESP - AC fan motor unit for horizontal concealed mounting - Available static pressure up to 80 Pa - 7-speed electrical motors (thermal protection on windings) - Easy maintenance	FWB-BT		AC
	Concealed ceiling unit with high ESP - AC fan motor unit for horizontal or vertical concealed mounting - Available static pressure up to 120 Pa - Easy maintenance	FWD-AT/AF		AC

Capacity class (kW)

Capacity	1	2	3	4	5	6	7	8	9	10	11	12~	18
Cooling: 5.8~ 8.7 kW Heating: 7.5 ~ 12.1 kW					●			●			●		
Cooling: 2.0 - 5.2 kW Heating: 2.9 - 6.7 kW						●	●	●	●				
Cooling: 2.49 - 4.54 kW Heating: 3.52 - 5.28 kW		●	●	●	●								
Cooling: 2.64 - 10.08 kW Heating: 2.46 - 11.18 kW		●	●	●									
Cooling: 2.64 - 10.08 kW Heating: 2.46 - 11.18 kW		●	●			●		●					
Cooling: 1.46 -8.02 kW Heating: 1.90 - 10.03 kW	●	●	●	●			●		●		●		
Cooling: 2.64 - 10.08 kW Heating: 2.46- 11.18 kW		●	●			●		●					
Cooling: 1.46 - 8.02 kW Heating: 1.90 - 10.03 kW	●	●	●	●		●		●		●			
Cooling: 2.64 - 10.08 kW Heating: 2.46 - 11.18 kW		●	●			●		●					
Cooling: 1.46 -8.02 kW Heating: 1.90 - 10.03 kW	●	●	●	●		●		●		●			
Cooling: 2.43 - 5.28 kW Heating: 3.22 - 7.33 kW		●	●	●	●	●							
Cooling: 2.10 - 9.96 kW Heating: 2.3 - 13.00 kW		●	●	●		●	●	●		●			
Cooling: 2.61 - 6.47 kW Heating: 5.47 - 12.28 kW		●	●	●	●	●	●						
Cooling: 2.61 - 10.34 kW Heating: 5.47 - 18.78 kW		●	●	●	●	●	●	●	●	●			
Cooling: 3.90 - 18.30 kW Heating: 4.05 - 21.92 kW				●		●		●		●		●	●

4-way blow ceiling mounted cassette

BLDC fan motor unit for ceiling mounting. High efficiency, continuous air flow regulation and fan speed modulation

› Up to 70% **energy savings** with brushless DC motor technology compared to traditional technology
› Instant adjustment to temperature and relative humidity changes
› Continuous modulation of fan speed resulting in **reduced sound emissions**, in comparison with fixed speed AC motor fan coil units
› **Easy installation and maintenance**



FWG-AT/AF





BRC51A61

				FWG-AT/AF	05	08	11	05	08	11
					2-pipe			4-pipe		
Cooling capacity	Total capacity	High	kW		5.90	8.80	11.75	4.40	7.20	9.00
		Medium	kW		4.65	7.25	9.70	3.60	6.10	7.75
		Low	kW		3.50	5.80	7.85	2.80	5.00	6.50
		Quiet	kW		2.40	4.55	6.15	2.00	3.90	5.20
	Sensible capacity	High	kW		4.51	6.43	8.37	3.85	5.75	7.17
		Medium	kW		3.44	5.41	6.97	2.99	4.85	6.06
		Low	kW		2.54	4.26	5.54	2.24	3.81	4.90
		Quiet	kW		1.71	3.22	4.27	1.56	2.91	3.89
Heating capacity	2-Pipe	High	kW		7.10	11.20	13.70		-	
		Low	kW		4.45	7.00	9.25		-	
		Quiet	kW		3.30	5.40	7.05		-	
	4-Pipe	High	kW			-		7.65	11.20	15.65
		Low	kW			-		5.05	8.00	11.45
		Quiet	kW			-		3.75	6.40	9.35
Dimensions	Unit	Height	mm		265		300	265		300
		Width	mm		820					
		Depth	mm		820					
Weight	Unit		kg		26	28	32	26	28	32
Heat exchanger	Water volume		l		1.36	1.97	2.35	1.36	1.97	2.35
Water pressure drop	Cooling	High	kPa		24	20	41	18	19	32
	Heating	High	kPa		21	18	37	22	32	52
Fan	Type				Direct drive turbo fan					
	Air flow rate	High	m^3/h		1,053	1,512	1,801	1,053	1,512	1,801
		Low	m^3/h		595	951	1,155	595	951	1,155
Sound power level	High		dBA		46	57	59	46	57	59
	Quiet		dBA		30	40	43	30	40	43
Sound pressure level	High		dBA		37	47	51	37	47	51
Piping connections	Drain	OD	mm		19.05					
Power supply	Phase/Frequency/Voltage		Hz/V		1~/50/220-240					
Control systems	Infrared remote control				included with decoration panel					
	Wired remote control				BRC51A61					

ROUND FLOW

Round flow cassette

BLDC fan motor unit for ceiling mounting. 360° air discharge

› 360° air discharge ensures **uniform air flow** and temperature distribution
› Modern style decoration panel in white (RAL9010)
› **Fresh air intake integrated** in the same system thus reducing installation cost as no additional ventilation is required
› Comfortable horizontal air discharge ensures **draughtfree operation** and prevents ceiling soiling
› Possibility to shut 1 or 2 flaps for **easy installation in corners**

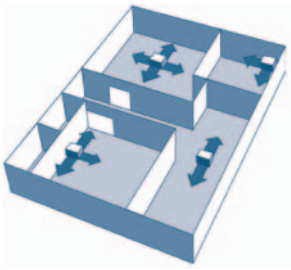

› Standard drain pump with 850mm lift increases flexibility and installation speed

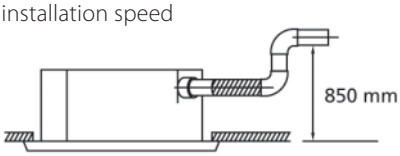



FWC-BT/BF



BRC315D7



BRC7E532F/533F

			FWC-BT/BF	06	07	08	09	06	07	08	09
				2-pipe				4-pipe			
Cooling capacity	Total capacity	Super high	kW	5.8	6.8	7.7	8.7	5.8	6.6	7.6	8.7
		High	kW	5.0	5.6	6.3	7.2	4.9	5.6	6.3	7.2
		Low	kW	4.1	4.7	4.9	5.7	4.0	4.6	4.8	5.7
	Sensible capacity	Super high	kW	4.1	4.7	5.6	6.5	4.1	4.7	5.6	6.5
		High	kW	3.4	4.0	4.5	5.3	3.4	3.9	4.4	5.2
		Low	kW	2.8	3.3	3.5	4.1	2.7	3.2	3.4	4.0
Heating capacity	2-Pipe	Super high	kW	8.0	8.9	10.6	12.1	-			
		High	kW	6.3	7.1	8.3	9.5	-			
		Low	kW	5.5	5.9	6.9	7.8	-			
	4-Pipe	Super high	kW	-				7.5	8.4	9.7	11.0
		High	kW	-				6.2	6.8	7.8	8.8
		Low	kW	-				5.5	5.9	6.7	7.8
Power input	Super high		W	45	54	77	107	46	55	77	107
	High		W	40	46	58	76	41	47	59	77
	Low		W	34	37	39	45	35	38	40	46
Dimensions	Unit	Height	mm	288							
		Width	mm	840							
		Depth	mm	840							
Weight	Unit		kg	26				29			
Fan	Type			Turbo fan							
	Quantity			1							
	Air flow rate	High	m^3/h	1,062	1,236	1,518	1,776	1,032	1,200	1,476	1,746
		Low	m^3/h	720	840	888	1,044	684	804	852	1,014
Sound power level	Super high		dBA	43	47	53	57	43	47	53	57
	High		dBA	36	39	44	49	36	39	44	49
Sound pressure level	Super high		dBA	29	33	39	43	29	33	39	43
	High		dBA	24	28	32	37	24	28	32	37
Piping connections	Drain	OD	mm	VP25 (External dia.32 / internal dia. 25)							
Power supply	Phase/Frequency/Voltage		Hz/V	1~/50/220-240							
Control systems	Infrared remote control			BRC7E532F / BRC7E533F							
	Wired remote control			BRC315D7							

4-way blow ceiling mounted cassette

AC fan motor unit for ceiling mounting.
Possibility to shut 1 or 2 flaps

- Modern style decoration panel in white (RAL9010)
- Compact casing enables unit to fit flush into ceilings and match standard architectural modules
- Comfortable horizontal auto swing ensures **draughtfree operation** and prevents ceiling soiling
- **Fresh air intake integrated** in the same system thus reducing installation cost as no additional ventilation is required
- Standard drain pump with **750mm lift**

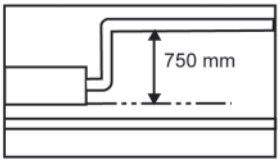



FWF-BT/BF



BRC315D7



BRC7E530/531

			FWF-BT/BF	02	03	04	05	02	03	04	05
				2-pipe				4-pipe			
Cooling capacity	Total capacity	Super high	kW	2.0	3.2	4.2	5.2	2.0	2.7	3.5	4.5
		High	kW	1.7	2.8	3.3	4.0	1.7	2.3	2.8	3.5
		Low	kW	1.5	2.5		2.9	1.4	1.8		2.6
	Sensible capacity	Super high	kW	1.5	2.0	2.8	3.5	1.5	1.7	2.4	3.3
		High	kW	1.3	1.7	2.1	2.7	1.3		1.7	2.3
		Low	kW	1.1	1.4		1.8	1.1	1.0		1.5
Heating capacity	2-Pipe	Super high	kW	2.9	4.0	5.4	6.7	-			
		High	kW	2.6	3.4	4.1	5.3	-			
		Low	kW	2.3	2.8		3.6	-			
	4-Pipe	Super high	kW	-				3.9	3.8	4.9	6.1
		High	kW	-				3.1	3.3	3.9	4.8
		Low	kW	-				2.3	2.8		3.5
Power input	Super high		W	74		90	118	74		94	121
	High		W	67		70	89	67	62	74	93
	Low		W	60		55	62	60	55		66
Dimensions	Unit	Height	mm	285							
		Width	mm	575							
		Depth	mm	575							
Weight	Unit		kg	19				20			
Fan	Type			Turbo fan							
	Quantity			1							
	Air flow rate	High	m^3/h	468		660	876	468	438	618	822
		Low	m^3/h	318			420	318	300		390
Sound power level	Super high		dBA	44		50	55	44	46	52	57
	High		dBA	40		44	49	40	42	46	51
Sound pressure level	Super high		dBA	31		40	45	31	33	42	47
	High		dBA	27		33	39	27	29	35	41
Piping connections	Drain	OD	mm	VP20 (External dia.26 / Internal dia. 20)							
Power supply	Phase/Frequency/Voltage		Hz/V	1~/50/220-440							
Control systems	Infrared remote control			BRC7E530 / BRC7E531							
	Wired remote control			BRC315D7							

4-way blow ceiling mounted cassette

AC fan motor unit for ceiling mounting

- 4 way air discharge and air swing
- Compact casing enables unit to fit flush into ceilings and match standard architectural modules
- **Air suction from underneath**
- Easy installation and maintenance
- Built-in high pressure drain pump with **700mm lift**
- Double-intake centrifugal fans
- High power air flow
- 3-speed fan motor



FWF-CT



MERCA



SRC-HPA



			FWF-CT	02	03	04
				2-pipe		
Cooling capacity	Total capacity	High	kW	2.49	4.10	4.54
		Low	kW	1.91	2.78	3.37
	Sensible capacity	High	kW	1.91	2.93	3.37
		Low	kW	1.49	1.88	2.43
Heating capacity	2-Pipe	High	kW	3.52	4.69	5.28
		Low	kW	2.64	3.08	3.81
Power input	High		W	63	64	79
	Low		W	45	52	69
Dimensions	Unit	Height	mm	250		
		Width	mm	570		
		Depth	mm	570		
Weight	Unit		kg	22	23	
	Operation weight		kg	22	23	
Fan	Type			Direct drive turbo fan		
	Quantity			1		
	Air flow rate	High	m^3/h	646	680	748
		Low	m^3/h	391	374	476
Sound power level	High		dBA	52	54	56
Sound pressure level	High		dBA	42	45	48
Piping connections	Drain	OD	mm	19.05		
Water connections	Std. heat exchanger		inch	3/4		
Power supply	Phase/Frequency/Voltage		Hz/V	1~/50/220-440		
Current input	High		A	0.27	0.28	0.34
	Medium		A	0.22	0.25	0.31
	Low		A	0.19	0.22	0.35
Control systems	Infrared remote control			included with decoration panel		
	Wired remote control			MERCA/SRC-HPA		

Floor standing unit

BLDC fan motor unit for vertical mounting. Continuous air flow regulation and fan speed modulation

- Up to 70% **energy savings** with brushless DC motor technology compared to traditional technology
- **Instant adjustment** to temperature and relative humidity changes
- **Low operating sound level**
- Highly flexible solutions: multiple sizes, piping topologies and connection valves
- Requires **very little installation space**



			FWZ-AT/AF	02	03	06	08	02	03	06	08
				2-pipe				4-pipe			
Cooling capacity	Total capacity	Min.	kW	0.61	0.88	1.19	1.79	0.60	0.88	1.19	1.79
		Max.	kW	2.64	4.96	6.32	10.08	2.64	4.96	6.32	10.08
	Sensible capacity	Min.	kW	0.41	0.58	0.79	1.20	0.40	0.58	0.79	1.20
		Max.	kW	1.95	3.60	4.80	7.43	1.95	3.60	4.80	7.43
Heating capacity	2-Pipe	Min.	kW	0.69	0.95	1.29	1.92	-			
		Max.	kW	3.47	6.40	7.51	11.18	-			
	4-Pipe	Min.	kW	-				0.82	1.18	1.76	2.83
		Max.	kW	-				2.46	4.19	6.45	10.06
Power input	Min.		W	2.2		3.4	4.2	2.2		3.24	4.2
	Max.		W	57.4	82.7	101.4	147	57.4	82.7	101.4	147
Dimensions	Unit	Height	mm	564							
		Width	mm	774	987	1,194	1,404	774	987	1,194	1,404
		Depth	mm	226		251		226			251
Weight	Unit		kg	20	25	31	41	21	26	33	44
Heat exchanger	Water volume		l	0.7	1	1.4	2.1	0.7	1	1.4	2.1
Additional heat exchanger	Water volume		l	-				0.2	0.3	0.4	0.6
Water flow	Cooling		l/h	454	853	1,084	1,728	454	853	1,084	1,728
	Heating		l/h	454	853	1,084	1,728	216	367	565	882
Fan	Type			Centrifugal multi-blade, double suction							
	Quantity			1	2			1	2		
	Air flow rate	Max.	m^3/h	560	900	1,200	1,660	560	900	1,200	1,660
		Min.	m^3/h	70	95	130	200	70	95	130	200
Sound power level	Max.		dBA	62	70	64	71	62	70	64	71
Piping connections	Drain	OD	mm	16							
Power supply	Phase/Frequency/Voltage		Hz/V	1~/50/230							
Current input	Max.		A	0.50	0.72	0.88	1.27	0.50	0.72	0.88	1.27
	Min.		A	0.05		0.07	0.09	0.05		0.07	0.09
Control systems	Wired remote control			FWEC3A / FWECSA							

Floor standing unit

AC fan motor unit for vertical mounting

- **Pre-assembled 3-way/4-port on/off valves** are available
- **High efficiency** heat exchanger
- Valve packages are **insulated**, no extra drain pan required
- Valve packages contain balancing valves and sensor pocket
- Fast-on connections for electrical options: no tools needed
- **Washable air filter,** easily removable for maintenance
- Electric heater: no relay up to 2kW capacity
- Electric heater: equipped with two overheat cut-out thermostats



				FWV-DAT/DAF	01	15	02	25	03	35	04	06	08	10	01	15	02	25	03	35	04	06	08	10
					2-pipe										4-pipe									
Cooling capacity	Total capacity	High	kW		1.54	1.74	1.96	2.42	2.93	3.51	4.33	4.77	6.71	8.02	1.46	1.69	1.79	2.38	2.87	3.46	4.26	4.67	6.64	7.88
		Low	kW		1.04	1.26	1.36	1.60	1.76	1.98	2.51	3.17	3.97	4.11	0.99	1.24	1.26	1.58	1.73	1.96	2.48	3.11	3.93	4.07
	Sensible capacity	High	kW		1.20	1.30	1.42	1.88	2.11	2.72	3.15	3.65	4.91	5.96	1.14	1.27	1.46	1.85	2.07	2.71	3.09	3.57	4.85	5.85
		Low	kW		0.79	0.95	1.00	1.18	1.26	1.45	1.80	2.32	2.84	3.05	0.75	0.93	0.98	1.17	1.24	1.44	1.78	2.28	2.82	3.02
Heating capacity	2-Pipe	High	kW		2.14	2.20	2.57	3.20	3.81	4.78	5.10	5.95	7.83	10.03	-									
		Low	kW		1.43	1.71	1.79	2.07	2.28	2.81	2.98	3.96	4.77	5.24	-									
	4-Pipe	High	kW		-										1.90	2.02	2.01	2.92	3.08	4.80	5.05	5.30	7.91	8.35
		Low	kW		-										1.50	1.56		2.06	2.18	3.21	3.60	4.04	5.69	5.50
Power input	High		W		37	53		57	56	98			182	244	37	53		57	56	98			182	244
	Low		W		21	25	24	29		37	38	47	86	109	21	25	24	29		37	38	47	86	109
Dimensions	Unit	Height	mm		564																			
		Width	mm		774			987		1,194			1,404		774			987		1,194			1,404	
		Depth	mm		226								251		226								251	
Weight	Unit		kg		19	20		25		30		31	41		20	21		26		32		33	44	
Heat exchanger	Water volume		l		0.5		0.7		1		1.4		2.1		0.5		0.7		1		1.4		2.1	
Additional heat exchanger	Water volume		l		-										0.2			0.3		0.4			0.6	
Water flow	Cooling		l/h		264	298	337	415	504	602	743	818	1,152	1,376	250	291	176	409	494	594	730	803	1,138	1,362
	Heating		l/h		264	298	337	415	504	602	743	818	1,152	1,376	167	177	182	257	270	421	443	465	694	733
Fan	Type				Centrifugal multi-blade, double suction																			
	Quantity				1			2							1			2						
	Air flow rate	High	m^3/h		319	344		442		640	706	785	1,011	1,393	307	330	327	432	431	628	690	763	998	1,362
		Low	m^3/h		178	211		241		320	361	470	570	642	174	205		238		316	356	460	565	636
Sound power level	High		dBA		47	49	50	48		52	53	56	61	67	45	49	50	48	47	51	56	59	60	66
Piping connections	Drain	OD	mm		16																			
Power supply	Phase/Frequency/Voltage		Hz/V		1~/50/230																			
Current input	High		A		0.17	0.24		0.26	0.25	0.44		0.43	0.82	1.10	0.17	0.24		0.26	0.25	0.44		0.43	0.82	1.10
	Medium		A		0.13	0.16		0.21	0.20	0.29		0.31	0.57	0.76	0.13	0.16		0.21	0.20	0.29		0.31	0.57	0.76
	Low		A		0.10	0.12	0.11	0.14		0.19		0.22	0.39	0.50	0.10	0.12	0.11	0.14		0.19		0.22	0.39	0.50
Control systems	Wired remote control				FWEC1A / FWEC2A / FWEC3A / FWECSA / ECFWMB6																			

Flexi type unit with cabinet

BLDC fan motor unit for horizontal or vertical mounting. Continuous air flow regulation and fan speed modulation

- Up to 70% **energy savings** with brushless DC motor technology compared to traditional technology
- **Instant adjustment** to temperature and relative humidity changes
- **Low operating sound level**
- Highly flexible solutions: multiple sizes, piping topologies and connection valves
- Requires very **little installation space**



FWR-AT/AF



FWEC3A



FWECSA

			FWR-AT/AF	02	03	06	08	02	03	06	08
				2-pipe				4-pipe			
Cooling capacity	Total capacity	Min.	kW	0.61	0.88	1.19	1.79	0.60	0.88	1.19	1.79
		Max.	kW	2.64	4.96	6.32	10.08	2.64	4.96	6.32	10.08
	Sensible capacity	Min.	kW	0.41	0.58	0.79	1.20	0.40	0.58	0.79	1.20
		Max.	kW	1.95	3.60	4.80	7.43	1.95	3.60	4.80	7.43
Heating capacity	2-Pipe	Min.	kW	0.69	0.95	1.29	1.92	-			
		Max.	kW	3.47	6.40	7.51	11.18	-			
	4-Pipe	Min.	kW	-				0.82	1.18	1.76	2.83
		Max.	kW	-				2.46	4.19	6.45	10.06
Power input	Min.		W	2.2		3.4	4.2	2.2		3.24	4.2
	Max.		W	57.4	82.7	101.4	147	57.4	82.7	101.4	147
Dimensions	Unit	Height	mm	564							
		Width	mm	774	987	1,194	1,404	774	987	1,194	1,404
		Depth	mm	226			251	226			251
Weight	Unit		kg	21	27	33	44	22	28	35	46
Heat exchanger	Water volume		l	0.7	1	1.4	2.1	0.7	1	1.4	2.1
Additional heat exchanger	Water volume		l	-				0.2	0.3	0.4	0.6
Water flow	Cooling		l/h	454	853	1,084	1,728	454	853	1,084	1,728
	Heating		l/h	454	853	1,084	1,728	216	367	565	882
Fan	Type			Centrifugal multi-blade, double suction							
	Quantity			1	2			1	2		
	Air flow rate	Max.	m^3/h	560	900	1,200	1,660	560	900	1,200	1,660
		Min.	m^3/h	70	95	130	200	70	95	130	200
Sound power level	Max.		dBA	62	70	64	71	62	70	64	71
Power supply	Phase/Frequency/Voltage		Hz/V	1~/50/230							
Current input	Max.		A	0.50	0.72	0.88	1.27	0.50	0.72	0.88	1.27
	Min.		A	0.05		0.07	0.09	0.05		0.07	0.09
Control systems	Wired remote control			FWEC3A / FWECSA							

Flexi type unit with cabinet

AC fan motor unit for horizontal or vertical mounting

- **Pre-assembled 3-way/4-port on/off valves** are available
- **High efficiency** heat exchanger
- Valve packages are **insulated**, no extra drain pan required
- Valve packages contain balancing valves and sensor pocket
- Fast-on connections for electrical options: no tools needed
- **Washable air filter**, easily removable for maintenance
- Electric heater: no relay up to 2kW capacity
- Electric heater: equipped with two overheat cut-out thermostats



FWL-DAT/DAF



FWEC1,2,3A



FWECSA



ECFWMB6

			FWL-DAT/DAF	01	15	02	25	03	35	04	06	08	10	01	15	02	25	03	35	04	06	08	10
				2-pipe										4-pipe									
Cooling capacity	Total capacity	High	kW	1.54	1.74	1.96	2.42	2.93	3.51	4.33	4.77	6.71	8.02	1.46	1.69	1.79	2.38	2.87	3.46	4.26	4.67	6.64	7.88
		Low	kW	1.04	1.26	1.36	1.60	1.76	1.98	2.51	3.17	3.97	4.11	0.99	1.24	1.26	1.58	1.73	1.96	2.48	3.11	3.93	4.07
	Sensible capacity	High	kW	1.20	1.30	1.42	1.88	2.11	2.72	3.15	3.65	4.91	5.96	1.14	1.27	1.46	1.85	2.07	2.71	3.09	3.57	4.85	5.85
		Low	kW	0.79	0.95	1.00	1.18	1.26	1.45	1.80	2.32	2.84	3.05	0.75	0.93	0.98	1.17	1.24	1.44	1.78	2.28	2.82	3.02
Heating capacity	2-Pipe	High	kW	2.14	2.20	2.57	3.20	3.81	4.78	5.10	5.95	7.83	10.03	-									
		Low	kW	1.43	1.71	1.79	2.07	2.28	2.81	2.98	3.96	4.77	5.24	-									
	4-Pipe	High	kW	-										1.90	2.02	2.01	2.92	3.08	4.80	5.05	5.30	7.91	8.35
		Low	kW	-										1.50	1.56		2.06	2.18	3.21	3.60	4.04	5.69	5.50
Power input	High		W	37	53		57	56	98			182	244	37	53		57	56	98			182	244
	Low		W	21	25	24	29		37	38	47	86	109	21	25	24	29		37	38	47	86	109
Dimensions	Unit	Height	mm	564																			
		Width	mm	774			987		1,194			1,404		774			987		1,194			1,404	
		Depth	mm	226								251		226								251	
Weight	Unit		kg	20	21		27		32		33	44		21	22		28		24	34	35	46	
Heat exchanger	Water volume		l	0.5		0.7		1		1.4		2.1		0.5		0.7		1		1.4		2.1	
Additional heat exchanger	Water volume		l	-										0.2			0.3		0.4			0.6	
Water flow	Cooling		l/h	264	298	337	415	504	602	743	818	1,152	1,376	250	291	176	409	494	594	730	803	1,138	1,362
	Heating		l/h	264	298	337	415	504	602	743	818	1,152	1,376	167	177	182	257	270	421	443	465	694	733
Fan	Type			Centrifugal multi-blade, double suction																			
	Quantity			1			2							1			2						
	Air flow rate	High	m^3/h	319	344		442		640	706	785	1,011	1,393	307	330	327	432	431	628	690	763	998	1,362
		Low	m^3/h	178	211		241		320	361	470	570	642	174	205		238		316	356	460	565	636
Sound power level	High		dBA	47	49	50	48		52	53	56	61	67	45	49	50	48	47	51	56	59	60	66
Power supply	Phase/Frequency/Voltage		Hz/V	1~/50/230																			
Current input	High		A	0.17	0.24		0.26	0.25	0.44		0.43	0.82	1.10	0.17	0.24		0.26	0.25	0.44		0.43	0.82	1.10
	Medium		A	0.13	0.16		0.21	0.20	0.29		0.31	0.57	0.76	0.13	0.16		0.21	0.20	0.29		0.31	0.57	0.76
	Low		A	0.10	0.12	0.11	0.14		0.19		0.22	0.39	0.50	0.10	0.12	0.11	0.14		0.19		0.22	0.39	0.50
Control systems	Wired remote control			FWEC1A / FWEC2A / FWEC3A / FWECSA / ECFWMB6																			

Flexi type unit without cabinet

BLDC fan motor unit for horizontal or vertical concealed mounting. Continuous air flow regulation and fan speed modulation

- **Blends unobtrusively** with any interior décor: only the suction and discharge grilles are visible
- Up to 70% **energy savings** with brushless DC motor technology compared to traditional technology
- **Instant adjustment** to temperature and relative humidity changes
- **Low operating sound level**
- Highly flexible solutions: multiple sizes, piping topologies and connection valves



FWS-AT/AF



FWEC3A



FWECSA

			FWS-AT/AF	02	03	06	08	02	03	06	08
				2-pipe				4-pipe			
Cooling capacity	Total capacity	Min.	kW	0.61	0.88	1.19	1.79	0.60	0.88	1.19	1.79
		Max.	kW	2.64	4.96	6.32	10.08	2.64	4.96	6.32	10.08
	Sensible capacity	Min.	kW	0.41	0.58	0.79	1.20	0.40	0.58	0.79	1.20
		Max.	kW	1.95	3.60	4.80	7.43	1.95	3.60	4.80	7.43
Heating capacity	2-Pipe	Min.	kW	0.69	0.95	1.29	1.92	-			
		Max.	kW	3.47	6.40	7.51	11.18	-			
	4-Pipe	Min.	kW	-				0.82	1.18	1.76	2.83
		Max.	kW	-				2.46	4.19	6.45	10.06
Power input	Min.		W	2.2		3.4	4.2	2.2		3.24	4.2
	Max.		W	57.4	82.7	101.4	147	57.4	82.7	101.4	147
Dimensions	Unit	Height	mm	535							
		Width	mm	584	794	1,004	1,214	584	794	1,004	1,214
		Depth	mm	224			249	224			249
Weight	Unit		kg	15	19	23	32	16	20	25	34
Heat exchanger	Water volume		l	0.7	1	1.4	2.1	0.7	1	1.4	2.1
Additional heat exchanger	Water volume		l	-				0.2	0.3	0.4	0.6
Water flow	Cooling		l/h	454	853	1,084	1,728	454	853	1,084	1,728
	Heating		l/h	454	853	1,084	1,728	216	367	565	882
Fan	Type			Centrifugal multi-blade, double suction							
	Quantity			1	2			1	2		
	Air flow rate	Max.	m^3/h	560	900	1,200	1,660	560	900	1,200	1,660
		Min.	m^3/h	70	95	130	200	70	95	130	200
Sound power level	Max.		dBA	62	70	64	71	62	70	64	71
Piping connections	Drain	OD	mm	17							
Power supply	Phase/Frequency/Voltage		Hz/V	1~/50/230							
Current input	Max.		A	0.50	0.72	0.88	1.27	0.50	0.72	0.88	1.27
	Min.		A	0.05		0.07	0.09	0.05		0.07	0.09
Control systems	Wired remote control			FWEC3A / FWECSA							

Flexi type unit without cabinet

AC fan motor unit for horizontal or vertical concealed mounting

- **Pre-assembled 3-way/4-port on/off valves** are available
- **High efficiency** heat exchanger
- Valve packages are **insulated**, no extra drain pan required
- Valve packages contain balancing valves and sensor pocket
- Fast-on connections for electrical options: no tools needed
- **Washable air filter,** easily removable for maintenance
- Electric heater: no relay up to 2kW capacity
- Electric heater: equipped with two overheat cut-out thermostats



FWM-DAT/DAF



FWEC1,2,3A



FWECSA

			FWM-DAT/DAF	01	15	02	25	03	35	04	06	08	10	01	15	02	25	03	35	04	06	08	10
				2-pipe										4-pipe									
Cooling capacity	Total capacity	High	kW	1.54	1.74	1.96	2.42	2.93	3.51	4.33	4.77	6.71	8.02	1.46	1.69	1.79	2.38	2.87	3.46	4.26	4.67	6.64	7.88
		Low	kW	1.04	1.26	1.36	1.60	1.76	1.98	2.51	3.17	3.97	4.11	0.99	1.24	1.26	1.58	1.73	1.96	2.48	3.11	3.93	4.07
	Sensible capacity	High	kW	1.20	1.30	1.42	1.88	2.11	2.72	3.15	3.65	4.91	5.96	1.14	1.27	1.46	1.85	2.07	2.71	3.09	3.57	4.85	5.85
		Low	kW	0.79	0.95	1.00	1.18	1.26	1.45	1.80	2.32	2.84	3.05	0.75	0.93	0.98	1.17	1.24	1.44	1.78	2.28	2.82	3.02
Heating capacity	2-Pipe	High	kW	2.14	2.20	2.57	3.20	3.81	4.78	5.10	5.95	7.83	10.03	-									
		Low	kW	1.43	1.71	1.79	2.07	2.28	2.81	2.98	3.96	4.77	5.24	-									
	4-Pipe	High	kW	-										1.90	2.02	2.01	2.92	3.08	4.80	5.05	5.30	7.91	8.35
		Low	kW	-										1.50	1.56		2.06	2.18	3.21	3.60	4.04	5.69	5.50
Power input	High		W	37	53		57	56	98			182	244	37	53		57	56	98			182	244
	Low		W	21	25	24	29		37	38	47	86	109	21	25	24	29		37	38	47	86	109
Dimensions	Unit	Height	mm	535																			
		Width	mm	584			794		1,004			1,214		584			794		1,004			1,214	
		Depth	mm	224								249		224								249	
Weight	Unit		kg	14	15		19		23			32		15	16		20		25			34	
Heat exchanger	Water volume		l	0.5		0.7		1		1.4		2.1		0.5		0.7		1		1.4		2.1	
Additional heat exchanger	Water volume		l	-										0.2			0.3		0.4			0.6	
Water flow	Cooling		l/h	264	298	337	415	504	602	743	818	1,152	1,376	250	291	176	409	494	594	730	803	1,138	1,362
	Heating		l/h	264	298	337	415	504	602	743	818	1,152	1,376	167	177	182	257	270	421	443	465	694	733
Fan	Type			Centrifugal multi-blade, double suction																			
	Quantity			1			2							1			2						
	Air flow rate	High	m^3/h	319	344		442		640	706	785	1,011	1,393	307	330	327	432	431	628	690	763	998	1,362
		Low	m^3/h	178	211		241		320	361	470	570	642	174	205		238		316	356	460	565	636
Sound power level	High		dBA	47	49	50	48		52	53	56	61	67	45	49	50	48	47	51	56	59	60	66
Piping connections	Drain	OD	mm	17																			
Power supply	Phase/Frequency/Voltage		Hz/V	1~/50/230																			
Current input	High		A	0.17	0.24		0.26	0.25	0.44		0.43	0.82	1.10	0.17	0.24		0.26	0.25	0.44		0.43	0.82	1.10
	Medium		A	0.13	0.16		0.21	0.20	0.29		0.31	0.57	0.76	0.13	0.16		0.21	0.20	0.29		0.31	0.57	0.76
	Low		A	0.10	0.12	0.11	0.14		0.19		0.22	0.39	0.50	0.10	0.12	0.11	0.14		0.19		0.22	0.39	0.50
Control systems	Wired remote control			FWEC1A / FWEC2A / FWEC3A / FWECSA																			

Wall mounted unit

AC fan motor unit for wall mounting

› High **aesthetic cabinet design**
› **Optimum air distribution**
› Easy to install
› 3-speed fan motor
› **Low operating sound level** thanks to tangential fan
› Insulated with self-extinguishing class 1 heat insulation
› Removable washable air filter (self-extinguishing class 1)



FWT-CT



MERCA



SRC-HPA



WRC-HPC

				FWT-CT	02	03	04	05	06
							2-pipe		
Cooling capacity	Total capacity	High	kW		2.43	2.70	3.31	4.54	5.28
		Low	kW		2.11	2.23	2.78	3.81	4.40
	Sensible capacity	High	kW		1.85	2.02	2.64	3.43	4.10
		Low	kW		1.49	1.61	2.05	2.81	3.28
Heating capacity	2-Pipe	High	kW		3.22	3.52	4.40	6.01	7.33
		Low	kW		2.49	2.70	3.37	4.84	5.86
Power input	High		W		31	32	42	53	72
	Low		W		25	29	33	42	60
Dimensions	Unit	Height	mm		288			310	
		Width	mm		800			1,065	
		Depth	mm		206			224	
Weight	Unit		kg		9			14	
	Operation weight		kg		9.5	9.6		15	
Heat exchanger	Water volume		l		0.52	0.58		0.95	
Water flow	Cooling		l/h		420	460	570	780	910
	Heating		l/h		420	460	570	780	910
Fan	Type				Cross flow fan				
	Quantity				1				
	Air flow rate	High	m^3/h		442	476	629	866	1,053
		Low	m^3/h		340	374	442	663	782
Sound power level	High		dBA		45	48	55		59
Sound pressure level	High		dBA		34	35	42		46
Piping connections	Drain	OD	mm		19				
Water connections	Std. heat exchanger		inch		1/2				
Power supply	Phase/Frequency/Voltage		Hz/V		/-/-				
Current input	High		A		0.19	0.20	0.21	0.29	0.34
	Medium		A		0.18	0.20		0.26	0.32
	Low		A		0.17	0.19		0.25	0.31
Control systems	Infrared remote control				WRC-HPC				
	Wired remote control				MERCA / SRC-HPA				

Low ESP ducted unit

AC fan motor unit for horizontal concealed mounting

- **Easy installation and maintenance**
- **4-speed fan motor**
- High power air flow
- Wired electronic controllers range
- Available static pressure up to 50Pa
- Wide operating range
- Standard left and right side water connection
- **Extended drain pan** as standard
- **Factory mounted valve** (both left and right side)
- Nylon filter G2 class
- Polyethylene insulation



FWE-CT/CF



FWEC1,2,3A



FWECSA

				FWE-CT/CF	02	03	04	06	07	08	10	02	03	04	06	07	08	10
					2-pipe							4-pipe						
Cooling capacity	Total capacity	Super high	kW		2.17	3.22	4.34	6.06	6.83	7.84	9.96	2.10	3.16	3.98	6.05	6.78	7.79	9.91
		High	kW		1.81	2.78	3.49	5.32	5.68	6.92	8.64	1.76	2.69	3.22	5.20	5.61	6.79	8.61
		Low	kW		0.90	1.40	1.80	2.80	3.10	3.90	4.90	0.85	1.40	1.63	2.72	3.10	3.88	4.88
	Sensible capacity	Super high	kW		1.61	2.44	3.27	4.55	4.83	6.02	7.58	1.55	2.37	3.19	4.49	5.16	5.91	7.45
		High	kW		1.33	2.08	2.58	3.94	4.30	5.25	6.48	1.28	1.99	2.53	3.81	4.20	5.09	6.39
		Low	kW		0.70	1.20	1.40	2.10	2.50	3.10	3.70	0.66	1.18	1.35	2.02	2.47	3.05	3.65
Heating capacity	2-Pipe	Super high	kW		2.79	4.28	5.61	7.66	9.26	10.50	13.00	-						
		High	kW		2.31	3.67	4.44	6.65	7.62	9.18	11.10	-						
		Low	kW		1.20	2.00	2.30	3.40	4.40	5.30	6.30	-						
	4-Pipe	Super high	kW		-							2.3	3.53	4.56	6.17	7.6	8.52	10.4
		High	kW		-							1.94	3.06	3.76	5.37	6.42	7.52	9.16
		Low	kW		-							1.02	1.72	2.03	2.88	3.92	4.59	5.42
Power input	Super high		W		46	69	83	119	163	181	230	46	69	83	119	163	181	230
	High		W		39	54	59	93	128	145	180	39	54	59	93	128	145	180
	Low		W		29	40	42	60	89	102	121	29	40	42	60	89	102	121
Dimensions	Unit	Height	mm		253													
		Width	mm		590													
		Depth	mm		705	875	1,005	1,205	1,455	1,555	1,815	705	875	1,005	1,205	1,455	1,555	1,815
Weight	Unit		kg		17	20	24	28	37	39	46	18	22	25	30	40	41	49
	Operation weight		kg		17	20	24	28	37	39	46	18	22	25	30	40	41	49
Heat exchanger	Water volume		l		0.74	1.02	1.24	1.56	1.97	2.14	2.56	0.74	1.02	1.24	1.56	1.97	2.14	2.56
Additional heat exchanger	Water volume		l		-							0.25	0.34	0.41	0.52	0.66	0.71	0.85
Water flow	Cooling		l/h		360	540	756	1,044	1,188	1,368	1,728	360	540	720	1,044	1,188	1,332	1,728
	Heating		l/h		252	360	504	684	828	936	1,188	-						
	Additional heat exchanger		l/h		-							108	180	216	324	432	468	576
Water pressure drop	Additional heat exchanger		kPa		-							3.6	8.8	15.6	31.8	58.6	74.6	123
Fan	Type				Centrifugal (Blade: Forward - curve)													
	Quantity				1		2		3		4	1		2		3		4
	Air flow rate	Super high	m^3/h		430	638	910	1,195	1,559	1,753	2,177	416.13	626.11	834.52	1,193.03	1,547.59	1,741.82	2,166.07
		High	m^3/h		311	518	619	926	1,188	1,413	1,735	302.41	501.23	571.11	905.11	1,173.36	1,386.46	1,728.98
		Low	m^3/h		150	256	284	426	569	688	808	142	256	257.48	414.34	569	684.16	804.37
Sound power level	Super high		dBA		51	61	58	62		64	65	51	61	58	62		64	65
	High		dBA		49	56	48	55	57	58	60	49	56	48	55	57	58	60
Sound pressure level	Super high		dBA		41	51	48	52		54	55	41	51	48	52		54	55
	High		dBA		39	46	38	45	47	48	49	39	46	38	45	47	48	49
Piping connections	Drain	OD	mm		19.05													
Water connections	Std. heat exchanger		inch		3/4													
	Add. heat exchanger		inch		-							3/4						
Power supply	Phase/Frequency/Voltage		Hz/V		1~/50/220-240													
Current input	Super high		A		0.206	0.309	0.372	0.533	0.731	0.811	1.031	0.206	0.309	0.372	0.533	0.731	0.811	1.031
	High		A		0.174	0.243	0.265	0.430	0.575	0.648	0.780	0.174	0.243	0.265	0.430	0.575	0.648	0.780
	Medium		A		0.150	0.208	0.217	0.325	0.472	0.523	0.648	0.150	0.208	0.217	0.325	0.472	0.523	0.648
	Low		A		0.128	0.177	0.188	0.271	0.400	0.456	0.540	0.128	0.177	0.188	0.271	0.400	0.456	0.540
Control systems	Wired remote control				FWEC1A / FWEC2A / FWEC3A / FWECSA													

Medium ESP ducted unit

AC fan motor unit for horizontal concealed mounting

- **Compact dimensions**, can easily be mounted in a narrow ceiling void
- 3, 4 or 6 stage row cooling coil
- Drain pan to collect the condensate from: heat exchanger and regulating valves
- **7-speed electrical motors** (with thermal protection on windings)
- All 7 speeds **pre-wired in the factory** in the terminal block of the switch box
- **Washable air filter**, easily removable for maintenance



FWB-BT



FWEC1,2,3A



FWECSA

			FWB-BT	02	03	04	05	06	07	08	09	10
				2-pipe								
Cooling capacity	Total capacity	High	kW	2.61	3.14	3.49	5.08	5.45	6.47	7.57	8.67	10.34
		Low	kW	1.34	1.50	1.67	2.12	2.43	2.67	4.18	4.64	5.35
	Sensible capacity	High	kW	1.88	2.16	2.34	3.6	3.87	4.4	5.23	5.96	6.9
		Low	kW	0.95	1.02	1.1	1.52	1.67	1.78	2.95	3.21	3.57
Heating capacity	2-Pipe	High	kW	5.47	6.01	6.47	10.31	11.39	12.28	15.05	16.85	18.78
		Low	kW	2.77	2.91	3.00	4.56	4.77	4.94	8.63	9.29	9.85
	4-Pipe	High	kW		3.14			5.99			12.8	
		Low	kW		1.95			3.38			7.67	
Power input	High		W		79			154			294	
	Low		W		28			64			155	
Dimensions	Unit	Height	mm					239				
		Width	mm		1,039			1,389			1,739	
		Depth	mm					609				
Weight	Unit		kg	23	24	26	31	33	35	43	45	48
	Operation weight		kg	24	26	28	33	35	38	45	48	52
Heat exchanger	Water volume		l	1.1	1.5	2.2	1.6	2.1	3.2	2.1	2.8	4.2
Additional heat exchanger	Water volume		l		0.4			0.6			1.7	
Water flow	Cooling		l/h	448	539	598	873	936	1,111	1,299	1,488	1,774
	Heating		l/h	480	527	567	904	999	1,077	1,319	1,479	1,647
	Additional heat exchanger		l/h		275			526			1,123	
Water pressure drop	Additional heat exchanger		kPa		3			5			8	
Fan	Type			Centrifugal - forward blades - directly coupled on fan motor								
	Quantity				1			2			3	
	Air flow rate	High	m^3/h		400			800			1,200	
		Low	m^3/h		180			300			600	
	Available pressure	High	Pa		71			65			59	
Sound power level	High		dBA		56			59			69	
Sound pressure level	High		dBA		44.5			47.5			57.5	
Electric heater	Power input		kW		2			2.5			3	
Piping connections	Drain	OD	mm					16				
Water connections	Std. heat exchanger		inch					3/4				
	Add. heat exchanger		inch			3/4					1	
Power supply	Phase/Frequency/Voltage		Hz/V					1~/50/230				
Current input	High		A		0.36			0.73			1.28	
	Medium		A		0.21			0.60			0.90	
	Low		A		0.14			0.33			0.70	
Control systems	Wired remote control			FWEC1A / FWEC2A / FWEC3A / FWECSA								

Medium ESP ducted unit

BLDC fan motor unit for horizontal concealed mounting. Continuous air flow regulation and fan speed modulation

- **Blends unobtrusively** with any interior décor: only the suction and discharge grills are visible
- Up to 50% **energy savings** with brushless DC motor technology compared to traditional technology
- **Instant adjustment** to temperature and relative humidity changes
- **Low operating sound level**
- Highly flexible solutions: multiple sizes, piping topologies and connection valves



FWP-AT



FWEC3A



FWECSA

			FWP-AT	02	03	04	05	06	07
				2-pipe					
Cooling capacity	Total capacity	High	kW	2.61	3.14	3.49	5.08	5.45	6.47
		Low	kW	1.34	1.5	1.67	2.12	2.43	2.67
	Sensible capacity	High	kW	1.88	2.16	2.34	3.6	3.87	4.4
		Low	kW	0.95	1.02	1.1	1.52	1.67	1.78
Heating capacity	2-Pipe	High	kW	5.47	6.01	6.47	10.31	11.39	12.28
		Low	kW	2.77	2.91	3.00	4.56	4.77	4.94
	4-Pipe	High	kW		3.14			5.99	
		Low	kW		1.95			3.38	
Power input	High		W		46.4			80	
	Low		W		12.2			17.5	
Dimensions	Unit	Height	mm			239			
		Width	mm		1,039			1,389	
		Depth	mm			609			
Weight	Unit		kg	23	24	26	31	33	35
	Operation weight		kg	24	26	28	33	35	38
Heat exchanger	Water volume		l	1.1	1.5	2.2	1.6	2.1	3.2
Additional heat exchanger	Water volume		l		0.4			0.6	
Water flow	Cooling		l/h	448	539	598	873	936	1,111
	Heating		l/h	480	527	567	904	999	1,077
	Additional heat exchanger		l/h		275			526	
Water pressure drop	Additional heat exchanger		kPa		3			5	
Fan	Type					Centrifugal - forward blades - directly coupled on fan motor			
	Quantity					1			
	Air flow rate	High	m^3/h		400			800	
		Low	m^3/h		180			300	
	Available pressure	High	Pa		71			65	
Sound power level	High		dBA		55.6			60.6	
Sound pressure level	High		dBA		44.1			49.1	
Electric heater	Power input		kW		2			2.5	
Piping connections	Drain	OD	mm			16			
Water connections	Std. heat exchanger		inch			3/4			
	Add. heat exchanger		inch			3/4			
Power supply	Phase/Frequency/Voltage		Hz/V			1~/50/230			
Control systems	Wired remote control					FWEC3A / FWECSA			

High ESP ducted unit

AC fan motor unit for horizontal or vertical concealed mounting

› Straight duct connector mounted to discharge side
› **Washable air filter**, easily removable for maintenance



FWD-AT/AF



FWEC1,2,3A



FWECSA

			FWD-AT/AF	04	06	08	10	12	16	18	04	06	08	10	12	16	18
				2-pipe							4-pipe						
Cooling capacity	Total capacity	High	kW	3.90	6.20	7.80	8.82	11.90	16.40	18.30	3.90	6.20	7.80	8.82	11.90	16.40	18.30
	Sensible capacity	High	kW	3.08	4.65	6.52	7.16	9.36	12.80	14.10	3.08	4.65	6.52	7.16	9.36	12.80	14.10
Heating capacity	2-Pipe	High	kW	4.05	7.71	9.43	10.79	14.45	19.81	21.92	-						
	4-Pipe	High	kW	-							4.49	6.62	9.21		15.86	21.15	
Power input	High		W	234	349	443		714	1,197		234	349	443		714	1,197	
	Low		W	130	247	261		328	704		130	247	261		328	704	
Dimensions	Unit	Height	mm	280				352			280				352		
		Width	mm	754	964	1,174			1,384		754	964	1,174			1,384	
		Depth	mm	559				718			559				718		
Weight	Unit		kg	33	41	47	49	65	77	80	35	43	50	52	71	83	86
Heat exchanger	Water volume		l	1.06	1.42	1.79	2.38	2.5	4.02	5.03	1.06	1.42	1.79	2.38	2.50	4.02	5.03
Additional heat exchanger	Water volume		l	-							0.35	0.47	0.59		1.42	1.72	
Water flow	Cooling		l/h	674	1,064	1,339	1,514	2,056	2,833	3,140	674	1,064	1,339	1,514	2,056	2,833	3,140
	Heating		l/h	674	1,064	1,339	1,514	2,056	2,833	3,140	349	581	808		1,392	1,856	
Fan	Type			Centrifugal multi-blade, double suction													
	Quantity			1	2						1	2					
	Air flow rate	High	m^3/h	800	1,250	1,600		2,200	3,000		800	1,250	1,600		2,200	3,000	
	Available pressure	High	Pa	66	58	68	64	97	145	134	63	53	63	59	92	138	128
Sound power level	High		dBA	66	69	72		74	78		66	69	72		74	78	
Piping connections	Drain	OD	mm	16													
Water connections	Std. heat exchanger		inch	3/4				1			3/4				1		
Power supply	Phase/Frequency/Voltage		Hz/V	1~/50/230													
Current input	High		A	0.95	1.58	1.97		3.21	5.37		0.95	1.58	1.97		3.21	5.37	
	Medium		A	0.74	1.39	1.52		2.08	4.38		0.74	1.39	1.52		2.08	4.38	
	Low		A	0.57	1.18	1.20		1.50	3.26		0.57	1.18	1.20		1.50	3.26	
Control systems	Wired remote control			FWEC1A / FWEC2A / FWEC3A / FWECSA													



Accessories - Fan coil units

		FWM~D / FWL~D / FWV~D										FWS~A / FWR~A / FWZ~A			
Network & control systems		**1**	**15**	**2**	**25**	**3**	**35**	**4**	**6**	**8**	**10**	**2**	**3**	**6**	**8**
Wired remote controller	(Standard)	FWEC1A										-			
Wired remote controller	(Advanced)	FWEC2A										-			
Wired remote controller	(Advanced Plus)	FWEC3A										FWEC3A			
Split controller - power control board		FWECSAP										FWECSAP			
Split controller - control panel		FWECSAC										FWECSAC			
Controller electromechanical		ECFWMB6										-			
On board mounting kit		FWECKA										FWECKA			
Wall mounting kit		FWFCKA										FWFCKA			
Wired remote controller	(Cooling only)	-										-			
Wired remote controller	(Heat pump)	-										-			
Wireless controller	(Cooling only)	-										-			
Wireless controller	(Heat pump)	-										-			
Temperature sensor kit		FWTSKA										FWTSKA			
Relative humidity sensor kit		FWHSKA										FWHSKA			
Fan stop thermostat		YFSTA6										-			
Master slave interface		EPIMSA6										-			
Power interface		-										-			
Optional PCB for MOD-bus connection		-										-			

		FWM~D / FWL~D / FWV~D										FWS~A / FWR~A / FWZ~A			
Valves		**1**	**15**	**2**	**25**	**3**	**35**	**4**	**6**	**8**	**10**	**2**	**3**	**6**	**8**
3-ways 230V on/off valve kit	(2-pipe)	E2MV03A6						E2MV06A6		E2MV10A6		E2MV03A6			E2MV10A6
3-ways 230V on/off valve kit	(4-pipe)	E4MV03A6						E4MV06A6		E4MV10A6		E4MV03A6			E4MV10A6
2-ways 230V on/off valve kit (cooling heat exchanger)		E2MV2B07A6								E2MV2B10A6		E2MV2B07A6			E2MV2B10A6
2-ways 230V on/off valve kit (additional heat exchanger)		E2MV2B07A6										E2MV2B07A6			
Simplified 3-ways 230V on/off valve kit	(2-pipe)	E2MVD03A6						E2MVD06A6		E2MVD10A6		E2MVD03A6		E2MVD06A6	E2MVD10A6
Simplified 3-ways 230V on/off valve kit	(4-pipe)	E4MVD03A6						E4MVD06A6		E4MVD10A6		E4MVD03A6		E4MVD06A6	E4MVD10A6
3-ways 24V on/off valve kit	(2-pipe)	E2M2V03A6						E2M2V06A6		E2M2V10A6		E2M2V03A6		E2M2V06A6	E2M2V10A6
3-ways 24V on/off valve kit	(4-pipe)	E4M2V03A6						E4M2V06A6		E4M2V10A6		E4M2V03A6		E4M2V06A6	E4M2V10A6
3-ways proportional valve kit	(2-pipe)	E2MPV03A6						E2MPV06A6		E2MPV10A6		-			
3-ways proportional valve kit	(4-pipe)	E4MPV03A6						E4MPV06A6		E4MPV10A6		-			
2-ways 24V on/off valve kit (cooling heat exchanger)		E2M2V207A6								E2M2V210A6		E2M2V207A6			E2M2V210A6
2-ways 24V on/off valve kit (additional heat exchanger)		E2M2V207A6										E2M2V207A6			
2-ways proportional valve kit (cooling heat exchanger)		E2MPV207A6								E2MPV210A6		-			
2-ways proportional valve kit (additional heat exchanger)		E2MPV207A6										-			
3-ways 230V on/off valve kit (additional heat exchanger)		-										-			
2-ways 230V on/off valve kit	(2-pipe)	-										-			
2-ways 230V on/off valve kit	(4-pipe)	-										-			

		FWM~D / FWL~D / FWV~D										FWS~A / FWR~A / FWZ~A			
Panels		**1**	**15**	**2**	**25**	**3**	**35**	**4**	**6**	**8**	**10**	**2**	**3**	**6**	**8**
Decoration panel 600x600	(2-pipe)	-										-			
Decoration panel 900x900	(2-pipe)	-										-			
Decoration panel 900x900	(4-pipe)	-										-			

In case of FWF-C and FWG-A ranges, decoration panel code includes also wireless controller

FWD~A							FWB~B			FWP~A		FWE~C	FWT~C	FWC~B	FWF~B	FWF~C	FWG-A	
4	6	8	10	12	16	18	2-4	5-7	8-10	2-4	5-7	All sizes	All sizes	All sizes	All sizes	All sizes	5-8	11
FWEC1A							FWEC1A			-		FWEC1A	MERCA	BRC315D	BRC315D	MERCA	BRC51A61	
FWEC2A							FWEC2A			-		FWEC2A	-	-	-	-	-	
FWEC3A							FWEC3A			FWEC3A		FWEC3A	-	-	-	-	-	
FWECSAP							FWECSAP			FWECSAP		FWECSAP	-	-	-	-	-	
FWECSAC							FWECSAC			FWECSAC		FWECSAC	-	-	-	-	-	
-							-			-		-	-	-	-	-	-	
-							-			-		-	-	-	-	-	-	
FWFCKA							FWFCKA			FWFCKA		FWFCKA	-	-	-	-	-	
-							-			-		-	-	-	-	-	-	
-							-			-		-	SRC-HPA	-	-	SRC-HPA	-	
-							-			-		-	-	-	-	-	-	
-							-			-		-	WRC-HPC	BRC7F532F	BRC7F530	-	-	
FWTSKA							FWTSKA			FWTSKA		FWTSKA	-	-	-	-	-	
FWHSKA							FWHSKA			FWHSKA		FWHSKA	-	-	-	-	-	
YFSTA6							YFSTA6			-		-	-	-	-	-	-	
EPIMSA6							EPIMSA6			-		EPIMSA6	-	-	-	-	-	
-				EPIB6			-			-		-	-	-	-	-	-	
-							-			-		-	-	EKFCMBCB	EKFCMBCB	-	-	

FWD~A							FWB~B			FWP~A		FWE~C	FWT~C	FWC~B	FWF~B	FWF~C	FWG-A	
4	6	8	10	12	16	18	2-4	5-7	8-10	2-4	5-7	All sizes	All sizes	All sizes	All sizes	All sizes	5-8	11
ED2MV04A6	ED2MV10A6			ED2MV12A6	ED2MV18A6		-			-		EK2MV3B10C5	-	EKMV3C09B	EKMV3C09B	MCKCW2T3VN	VKFWGA012T3V	VKFWGA022T3V
ED4MV04A6	ED4MV10A6			2 x ED2MV12A6	2 x ED2MV18A6		-			-		EK4MV3B10C5	-	2 x EKMV3C09B	2 x EKMV3C09B	-	VKFWGA014T3V	VKFWGA024T3V
-							E2MV207A6		E2MV210A6	-		-	-	-	-	-	-	
-							E2MV207A6		E2MV210A6	E2MV207A6		-	-	-	-	-	-	
-							-			-		-	-	-	-	-	-	
-							-			-		-	-	-	-	-	-	
-							-			-		-	-	-	-	-	-	
-							-			-		-	-	-	-	-	-	
-							-			-		-	-	-	-	-	-	
-							-			-		-	-	-	-	-	-	
-							-			-		-	-	-	-	-	-	
-							-			-		-	-	-	-	-	-	
-							-			-		-	-	-	-	-	-	
-							-			-		-	-	-	-	-	-	
-							E2MV307A6		E2MV310A6	E2MV307A6		-	-	-	-	-	-	
-							-			-		EK2MV2B10C5	-	EKMV2C09B	EKMV2C09B	-	-	
-							-			-		EK4MV2B10C5	-	2 x EKMV2C09B	2 x EKMV2C09B	-	-	

FWD~A							FWB~B			FWP~A		FWE~C	FWT~C	FWC~B	FWF~B	FWF~C	FWG-A	
4	6	8	10	12	16	18	2-4	5-7	8-10	2-4	5-7	All sizes	All sizes	All sizes	All sizes	All sizes	5-8	11
-							-			-		-	-	-	BYFQ60B	DCP600TC	-	-
-							-			-		-	-	BYCQ140C	-	-	DCP900BTA	
-							-			-		-	-	BYCQ140C	-	-	DCP900BFA	

Accessories - Fan coil units and air handling units

		FWM~D / FWL~D / FWV~D										FWS~A / FWR~A / FWZ~A			
Other accessories		**1**	**15**	**2**	**25**	**3**	**35**	**4**	**6**	**8**	**10**	**2**	**3**	**6**	**8**
Electric heater	(Standard)	EEH01A6	EEH02A6		EEH03A6		EEH06A6			EEH10A6		EEH02A6	EEH03A6	EEH06A6	EEH10A6
Electric heater	(Big)	-										-			
Fresh air intake		EFA02A6			EFA03A6		EFA06A6			EFA10A6		EFA02A6	EFA03A6	EFA06A6	EFA10A6
Additional heat exchanger		ESRH02A6			ESRH03A6		ESRH06A6			ESRH10A6		ESRH02A6	ESRH03A6	ESRH06A6	ESRH10A6
Air intake & discharge grille		EAIDF02A6			EAIDF03A6		EAIDF06A6			EAIDF10A6		EAIDF02A6	EAIDF03A6	EAIDF06A6	EAIDF10A6
Rear panel		ERPV02A6			ERPV03A6		ERPV06A6			ERPV10A6		ERPV02A6	ERPV03A6	ERPV06A6	ERPV10A6
Supporting feet		ESFV06A6								ESFV10A6		ESFV06A6			ESFV10A6
Supporting feet & grille		ESFVG02A6			ESFVG03A6		ESFVG06A6			ESFVG10A6		ESFVG02A6	ESFVG03A6	ESFVG06A6	ESFVG10A6
Plenum box with circular connections		EPCC02A6 (only for FWM-D)			EPCC03A6 (only for FWM-D)		EPCC06A6 (only for FWM-D)			EPCC10A6 (only for FWM-D)		EPCC02A6 (only for FWS-A)	EPCC03A6 (only for FWS-A)	EPCC06A6 (only for FWS-A)	EPCC10A6 (only for FWS-A)
Vertical auxiliary drainpan		EDPVB6										EDPVB6			
Horizontal auxiliary drainpan		EDPHB6										EDPHB6			

Mechanical options	**FWC~BT/BF**	**FWF~BT/BF**
Sealing member of air discharge outlet	KDBHQ55C140	KDBH44BA60
Long-life filter	KAFP551K160	KAFQ441BA60
Fresh air intake kit (20% fresh air) (Direct installation)	KDDQ55C140	-
Fresh air intake kit (Direct installation)	-	KDDQ44XA60
Panel spacer	KDBQ44B60	-

Control options	**FWF~BT/BF**	**FWC~BT/BF**
Remote sensor	KRCS01-1	KRCS01-4
Remote ON / OFF	EKROROA	-
Installation box for adaptor PCB	KRP1BA101	KRP1H98

Wiring adapter for electrical appendices KRP1BA101 KRP1H98

Control options	**FWF~BT/BF - FWC~BT/BF**
Central remote control	DCS302CA51
Intelligent touch controller	DCS601C51C
Unified ON/OFF controller	DCS301BA51
Electrical installation box with earth terminal (2 blocks)	KJB212A
Electrical installation box with earth terminal (3 blocks)	KJB311A
Electrical installation box	KJB411A
Schedule timer	DST301BA51
Wiring adapter for electrical appendices	KRP1BA101
Wiring adapter for electrical appendices	KRP1H98

FWD~A							FWB~B			FWP~A		FWE~C	FWT~C	FWC~B	FWF~B	FWF~C	FWG-A	
4	6	8	10	12	16	18	2-4	5-7	8-10	2-4	5-7	All sizes	All sizes	All sizes	All sizes	All sizes	5-8	11
EDEH04A6	EDEHS06A6	EDEHS10A6		EDEHS12A6	EDEHS18A6		Factory mounted			Factory mounted		-	-	-	-	-	-	
EDEH04A6	EDEHB06A6	EDEHB10A6		EDEHB12A6	EDEHB18A6		-			-		-	-	-	-	-	-	
EDMFA04A6	EDMFA06A6	EDMFA10A6		EDMFA12A6	EDMFA18A6		-			-		-	-	-	-	-	-	
-							EAH04A6	EAH07A6	EAH10A6	EAH04A6	EAH07A6	-	-	-	-	-	-	
-							-			-		-	-	-	-	-	-	
-							-			-		-	-	-	-	-	-	
-							-			-		-	-	-	-	-	-	
-							-			-		-	-	-	-	-	-	
-							-			-		-	-	-	-	-	-	
EDDPV10A6				EDDPV18A6			-			-		-	-	-	-	-	-	
EDDPH10A6				EDDPH18A6			-			-		-	-	-	-	-	-	

D-AHU Professional

Construction type		SP 65	SP 45	FP 50	FP 25
Profile	Aluminium	standard	standard	standard	standard
	Anodized aluminium	option	option	option	option
	Aluminium with thermal break	option	option	option	option
	Anodized aluminium with thermal break	option	option	option	option
Corner	Glass fibre reinforced nylon	standard	standard	standard	standard
Panel insulation	Polyurethane foam density 45 kg/m³ thermal conductivity 0.020 W/m*K fire reaction class 1	standard	standard	standard	standard
	Mineral wool density 90 kg/m³ thermal conductivity 0.037 W/m*K (referred to 20°C) fire reaction class 0	option	option	option	option
External sheet material	Grey Plastisol covered galvanized steel	standard	standard	standard	standard
	Pre-coated galvanized steel	option	option	option	option
	Galvanized steel	option	option	option	option
	Aluminium	option	option	option	option
	AISI 304 stainless steel	option	option	option	option
Internal sheet material	Galvanized steel	standard	standard	standard	standard
	Pre-coated galvanized steel	option	option	option	option
	Grey Plastisol covered galvanized steel	option	option	option	option
	Aluminium	option	option	option	option
	AISI 304 stainless steel	option	option	option	option
Base frame	Aluminium	standard (from size 1 to size 17)	standard (from size 1 to size 17)	standard (from size 1 to size 17)	standard (from size 1 to size 17)
	Galvanized steel	standard (from size 18 to size 27)	standard (from size 18 to size 27)	standard (from size 18 to size 27)	standard (from size 18 to size 27)
Handle	Glass fibre reinforced nylon	standard	standard	standard	standard
Type	Compression type	standard	standard	standard	standard
	Hinge function type (possibility to remove door)	option	option	option	option

D-AHU Easy

Construction type		DS 50	DS 25
Profile	Aluminium	Standard	Standard
Corner	Glass fibre reinforced nylon	Standard	Standard
Panel insulation	Polyurethane foam thermal conductivity 0.024 W/m*K	Standard (density 45 kg/m³)	standard (density 47 kg/m³)
External sheet material	Pre-coated galvanized steel (RAL 9002)	Standard	Standard
Internal sheet material	Galvanized steel	Standard	Standard
Base frame	Aluminium	Standard	Standard
Handle	Glass fibre reinforced nylon	Standard	Standard
Type	Compression type	Standard	Standard



Daikin air handling units, with their plug-and-play design and inherent flexibility, can be configured and combined specifically to meet the exact requirements of any building, no matter what it is used for or who is to work there. Our systems are designed to be the most environmentally friendly and the most energy efficient on the market, thus reducing their ecological impact, while, at the same time, keeping costs down through the minimisation of energy consumption.

When combined with the small physical footprint of the system, these features make our air handling units ideal for all markets.

Air handling units

Why choose Daikin air handling units? 452

Products overview 456

Software and Eurovent certification 456
The working principle at a glance 458
Professional 460
Energy 461
Easy 462
Modular 463
Air handling unit application 464

Options & accessories 465

For latest data, please consult my.daikin.eu



Daikin air handling units

Why choose Daikin air handling units?

- Maximum energy efficiency and indoor air quality
- Wide range of functions and options
- **High quality** in component selection
- **Innovative** technology: Unique features and state of the art technology for short payback
- Operation **efficiency** and energy **savings**
- Outstanding **reliability** and **performance**
- Various applications are possible including air conditioning applications, industry-type process cooling, and large-scale district heat source systems.
- Plug and play concept for easy installation and commissioning

Benefits for the installer

› Simple precise commissioning through pre-programmed DDC controller
› Reduced installation time thanks to internal electrical wiring and external terminal connections avoiding drilling into unit panels
› Flush mounted electrical control panel avoiding risk of damage during transport and installation

Benefits for the consultant

› Quick selection tool - in-house developed ASTRA software with improved user interface allowing for a professional report in a few clicks
› Unlimited configuration options

Benefits for the end user

› Energy efficient controls, allowing the user to determine a wide range of settings, resulting in excellent operational flexibility
› Safe operation - fully integrated electrical panel for units taller than 80cm
› Amazing tailor made capability to meet the specific customer needs

Marketing tools

› Watch the time-lapse video of a Daikin AHU construction on www.youtube.com/daikineurope

› Download our brochure on air handling units from my.daikin.eu

› ASTRA software: ensure units customized at just 1 cm



Packaged control solution for Daikin AHU

› Electrical control panel complete with Direct Digital Control (DDC) controller
› Internal fitting of all sensors and pressure measurement devices
› Built-in temperature, humidity and CO_2 sensors
› Internal electrical wiring for all components

Energy efficient while focusing on maximum comfort

› Set points can be specified for supply, return or room temperature
› Precise control of all AHU components such as mixing dampers, heat recovery wheels, water valves, pressure switches for filters and fans, fan motors and inverters

Plug and play design

› Low voltage fast connectors in between AHU sections

Easy start-up and commissioning

› Pre-programmed and factory-tested controls ensuring all wiring is installed correctly
› Reduced energy and operating costs







SMART CONTROLS



DAMPER AND EC FAN



HEAT RECOVERY
WHEEL AND FILTER



COMMERCIAL AND
INDUSTRIAL APPLICATIONS





COMFORTABLE
INDOOR CLIMATE



Overview D-AHU range



Professional
› Pre-configured sizes
› Tailored to the individual customer
› Modular construction

Energy
› High-end solution for optimised energy consumption
› High efficiency components
› Strong Return on Investment

Easy
› Space-optimized unit
› Pre-configured sizes

Modular
› Pre-configured sizes
› Plug & Play concept
› EC Fan Technology
› High Efficiency Heat Wheel
› Compact Design

Software

ASTRA Pro

ASTRA is the powerful software that Daikin has developed to offer a **quick** and **comprehensive service** for the customer in order to make the technical choice and the **economic valorization** of each air handling unit. It is a complete tool that can configure any type of product and respond exactly to the strictest design needs. The result is a comprehensive **economic** offer including all the technical data and drawings, the psychrometric diagram with the relative air treatment and the fans' performance curves. However, Daikin didn't stop there, they went further.

MECCANO is the other powerful software developed and designed to quickly **convert the offer in the executive order**. Technical drawings to be sent and approved by the client, executive drawings for the production, bill of material, code generation for each component used are just a few of the many functions of the instrument.

The ASTRA-MECCANO integration has therefore made possible the complete automated management of the process by **reducing the time of the offer** and of the delivery and improving the service to our customers.

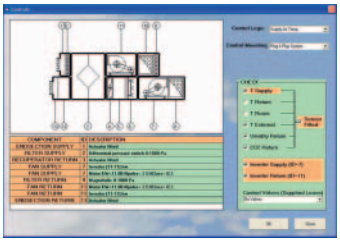



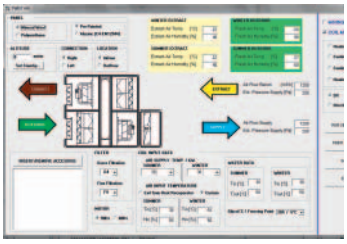

ASTRA Xpress

› Quick AHU selection that will save you precious time, drastically reducing selection time through the new software interface.
› Very competitive solution available within the Wizard thanks to pre-uploaded parameters.
› High selection quality, thanks to the huge number of the pre-engineered units embedded within the software.

4 steps to configure an air handler in just 2 minutes

1. Select a configuration
2. Select coils
3. Select other components
4. Design conditions ----> Print report

Eurovent certification

Daikin Applied Europe S.p.A. participates in the Eurovent Certified Performance programme for Air Handling Units.
Check ongoing validity of certificate:
www.eurovent-certification.com
or www.certiflash.com

Result sp65	Eurovent Classification according to EN1886					
D1	Casing strength class	D1	D2	D3		
	Max. relative deflection mm x m^{-1}	4.00	10.00	EXCEEDING10		
L1	Casing air leakage class at -400 Pa	L1	L2	L3		
	Max. leakage rate (f_{400}) l x s^{-1} x m^{-2}	0.15	0.44	1.32		
L1	Casing air leakage class	L1	L2	L3		
	Max. leakage rate (f_{700}) l x s^{-1} x m^{-2}	0.22	0.63	1.90		
F9	Filter bypass leakage class	F9	F8	F7	F6	G1 TO F5
	Max. filter bypass leakage rate k in % of the volume flow rate	0.50	1	2	4	6
T2	Thermal transmittance	T1	T2	T3	T4	T5
	(U) W/m^2 x K	U <= 0.5	0.5 < U <= 1	1 < U <= 1.4	1.4 < U <= 2	No requirements
TB2	Thermal bridging factor	TB1	TB2	TB3	TB4	TB5
	(kb) W x m^{-2} x K-1	0.75 < K_b <= 1	0.6 < K_b <= 0.75	0.45 < K_b <= 0.6	0.3 < K_b <= 0.45	No requirements

The working principle at a glance

Typical configurations for Daikin air handling units provide a versatile range of functions.
Our system offers numerous options for customisation through an extensive range of variations and added functionality.

Supply side

1. Damper section including ventilation grilles, factory-mounted actuators
2. Bag filter with factory-mounted differential pressure manometer and hinged door
3. Heat recovery system (plate heat exchanger or rotation heat exchanger)
4. Mixing box with damper and factory-mounted actuators
5. R-410A with heat recovery system with galvanised condensate tray and drip protection
6. Supply air fan (with hinged door, opening, drive monitoring, mounted and cabled lighting and ON/OFF switch)



Fans
- Forward curved fan
- Backward curved fan
- Backward airfoil blades fan
- Plug fan
- EC plug fan

Exchangers
- Water coils
- Steam coils
- Direct expansion coil
- Superheated water coils
- Electric coils

Humidifiers
- Evaporative humidifier without pump (loss water)
- Evaporative humidifier with re-circulating pump
- Air washer without pump (loss water)
- Air washer with re-circulating pump
- Steam humidifier with direct steam production
- Steam humidifier with local distributor
- Atomized water spray humidifier

Control system on plug and play solution basis

› Air temperature control
› Chilled water and DX cooling system control
› Free cooling
› CO_2 automatic control

Unique section to section thermal break profile

› Thermal bridge free for the entire AHU
› Smooth interior surface with improved IAQ (Indoor Air Quality)

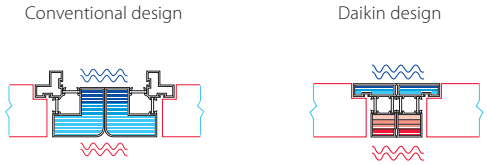



Return side

7 Bag filter with factory-mounted differential pressure manometer and hinged door.

8 Exhaust air fan (with hinged door, opening, drive monitoring, mounted and cabled lighting and ON/OFF switch)

9 Mixing box with damper and factory-mounted actuators

10 Heat recovery system (plate heat exchanger or rotation exchanger)

11 Damper section including ventilation grilles, factory-mounted actuators

Heat recovery systems
› Heat wheel, sensible or sorption
› Plate heat exchanger (optional bypass)
› Run-around coils

Other section
› Attenuator section
› Mixing box section with actuators or manual controlled dampers
› Empty section

Filters
› Synthetic pleated filter
› Flat filter aluminium mesh
› Rigid bag filter
› Soft bag filter
› High efficiency filter
› Carbon absorption filter
› Carbon deodorizing filter

Accessories
› Control features
› Frost protection
› Manometers
› Drive guard
› Roof
› …

Professional

Flexible solution for custom applications

Flexible design

Daikin Professional air handlers are available in 27 pre-defined configurations, optimized for the most cost-effective selection and manufacturing standardization.

› Airflow from 500 m^3/h up to 144,000 m^3/h
› All the sizes are modularly manufactured to facilitate the transport and the assembly on site.



Variable dimensioning

Size	Airflow (m^3/h)	Height - mm	Width - mm
1	1,105	550	850
2	1,550	600	900
3	1,980	650	950
4	2,600	780	1,100
5	3,170	780	1,150
6	3,550	800	1,150
7	4,000	800	1,250
8	4,800	850	1,300
9	5,560	900	1,350
10	6,600	900	1,550
11	7,950	1,100	1,550
12	9,320	1,100	1,650
13	10,050	1,150	1,650

Size	Airflow (m^3/h)	Height - mm	Width - mm
14	13,200	1,400	1,850
15	19,200	1,500	2,100
16	25,300	1,580	2,650
17	31,500	1,750	2,750
18	37,000	1,800	3,240
19	43,400	2,100	3,090
20	51,300	2,250	3,340
21	58,000	2,250	3,820
22	67,500	2,400	4,040
23	78,000	2,450	4,490
24	84,700	2,700	4,490
25	98,000	2,850	4,890
26	111,000	2,850	5,490
27	124,000	3,000	5,990

› 1 cm increment for width & height dimensions
› No additional cost for customized unit size
› No additional lead time

Example

Airflow (m^3/h)	Unit Size	Height (mm)	Width (mm)	Face Velocity (m/s)
15,000	STD 15	1,500	2,100	1.95
	1,500x1,750	1,500	1,750	2.46

Plug and play: More control, more flexibility

The plug and play control system allows for more precise control than ever before, allowing the user to determine a wide range of settings, resulting in excellent operational flexibility.
The factory-fitted electrical control panel, complete with Direct Digital Control (DDC) is combined with in-built temperature, humidity and CO_2 sensors to control mixing dampers, heat recovery wheels, water valves, pressure switches for filters and fans, fan motors and inverters.
All these components are wired internally and individual AHU modules are linked by fast connectors.
The AHU control system can manage the chilled water coil, hot water coil, DX cooling and/or heating coil(s) (in conjunction with ERQ/VRV) of single or multiple refrigerant circuits (up to a maximum of four circuits per DX coil).

Energy

High-end solution for the highest energy efficiencies

High efficiency heat recovery

The D-AHU Energy series is equipped with high efficiency heat recovery system with rates up to 90%. Various models are available with a heat recovery system equipped with a condensation wheel, an enthalpy wheel or a sorption wheel.

Return on investment

An air handling unit is critical to an effective climate control system and, although the initial investment can appear high, the savings generated by our advanced designs and operating efficiencies guarantee a rapid return on the investment made. Our D-AHU Energy series has been designed to deliver exceptional performance thus driving down the energy consumed and so lowering energy bills. Taken over the expected 15-year life-span of the equipment, this will result in an enormous saving, especially in a time of ever increasing energy prices.



Premium efficiency motor

Premium efficiency motors in line with EU regulation (EC) no. 640/2009 are available for the Energy series in order to further reduce electrical power consumption.

High efficiency fan

Fans with double-width, double-inlet and backward curved airfoil blades are available with efficiencies of up to 85% as well as reinforced bearings for longer lifespan.

Specific Fan Power (SFP) is a measure used in the evaluation of the energy consumed by an air handling unit. In other words, the lower the SFP, the lower the power consumption of the entire air handler. Thanks to very efficient components our Energy series can provide just that.

Plug and play controls

Daikin has developed a control system to efficiently manage all components selected either independently or through an external supervision system. The control package includes the control panel, advanced microprocessor and in-built sensors for temperature, humidity and air quality.

Easy

Quick solution for climate control

The range covers an area of airflow rates from 500 m³/h up to 33,000 m³/h*, with the possibility to choose the more appropriate face velocity, depending on the treatment required.

Fifteen predefined configurations optimized to reach the best compromise between competitiveness and manufacturing standardization.

Quick and easy installation

Designed to overcome installation constraints where space requirements of the section "height x width" must be adapted to the available space. The Easy series of air handling units allow to tailor the unit sizes through increments of 1 cm average.



Size	Airflow (m³/h)	Height (mm)	Width (mm)
Std 1	1,105	550	850
Std 2	1,550	600	900
Std 3	1,980	650	950
Std 4	2,600	780	1,100
Std 5	3,170	780	1,150
Std 6	3,550	800	1,150
Std 7	4,000	800	1,250
Std 8	4,800	850	1,300
Std 9	5,560	900	1,350
Std 10	6,600	900	1,550
Std 11	7,950	1,100	1,550
Std 12	9,320	1,100	1,650
Std 13	10,050	1,150	1,650
Std 14	13,200	1,400	1,850
Std 15	19,200	1,500	2,100

Example

Airflow (m³/h)	Unit Size	Height (mm)	Width (mm)	Face Velocity (m/s)
15,000	STD 15	1,500	2,100	1.95
	1,500x1,700	1,500	1,700	2.48

Infinitely variable sizes

Flexible sizing for AHU optimization

- 1 cm increment for width & height dimensions
- No additional cost for non-standard unit size
- No additional lead time

*Airflow limits of 500 m³/h and 33,000 m³/h are calculated using non standard sizes (max dimensions 2,150x2,150) and considering 2.5 m/s coil face velocity

D-AHU Easy 1-8

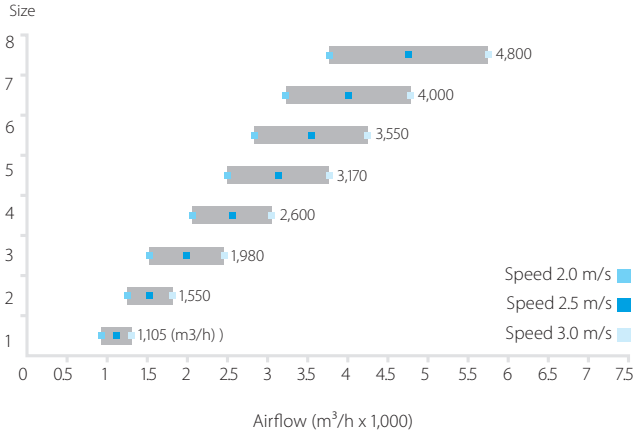

D-AHU Easy 9-15

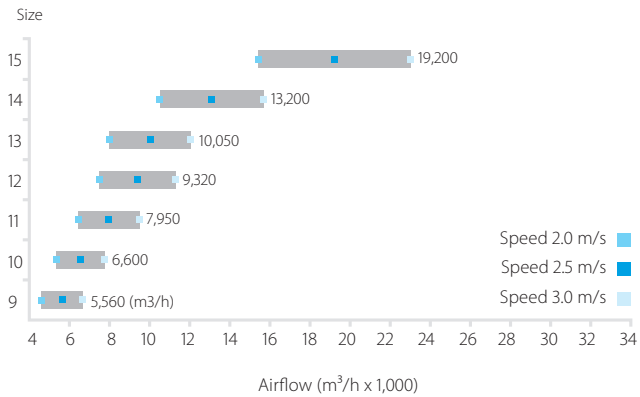

Modular

High-end solution with heat recovery

Energy efficiency and indoor air quality

- Predefined sizes
- IE4 premium efficiency motor
- High efficiency heat wheel (heat recovery)
- Compact design
- Advanced control features
- Easy installation
- Indoor air quality compliant with VDI 6022 hygiene guideline
- Operating limits from -25 °C, -40 °C with electric heaters, up to +46 °C ambient temperature
- VRV IV and ERQ coupling capability
- Indoor and outdoor versions
- Free cooling capability
- Economy and Night mode operation
- Monitoring and control through Daikin ITM



EC Fan

- Air flow or pressure control (Variable Air Volume - Constant Air Volume)
- Nominal air flow programmed at factory
- Silent operation

Simple, quick installation

The Modular series' Plug & Play design is more than just a convenient feature for installers. It offers cost-saving benefits as there is no need for expensive adjustments before the unit is commissioned. Plug & Play makes everyone's life simpler, safer and more economical.

		ADT-F/B	1	2	3	4	5	6	7	8	9	10
Airflow		m^3/h	1,200	1,700	2,700	4,100	5,500	6,100	7,000	9,100	11,500	15,000
Temp. efficiency winter		%	81.3	81.1	81.2	81.6	80.7	81.2	82.7	81.8	81.5	81.9
External static pressure	Nom.	Pa	200	200	200	200	200	200	200	200	200	200
Current	Nom.	A	2.66	3.90	6.30	2.98	4.00	4.74	4.76	6.34	8.72	10.2
Power input	Nom.	kW	0.62	0.89	1.50	1.98	2.68	2.96	3.30	4.28	5.48	7.04
SFPv		$kW/m^3/s$	1.87	1.89	1.99	1.74	1.75	1.75	1.70	1.69	1.72	1.69
Electrical supply	Phase	ph	1	1	1	3+N	3+N	3+N	3+N	3+N	3+N	3+N
	Frequency	Hz	50	50	50	50	50	50	50	50	50	50
	Voltage	V	230	230	230	400	400	400	400	400	400	400
Dimensions unit	Length	mm	1,700	1,700	1,800	1,920	2,080	2,280	2,400	2,450	2,280	2,400
	Depth	mm	720	820	990	1,200	1,400	1,400	1,600	1,940	1,940	2,300
	Height overall	mm	1,320	1,320	1,540	1740	1740	1920	1920	2,180	2,460	2,570
Weight unit		kg	325	350	475	575	750	790	950	1,330	1,410	1,750
Sound level		Lp dB(A)*	40	42	42	45	46	44	43	43	45	45

* Sound pressure level radiated from unit at 1 meter and according to ISO 3744 (supply outlet ducted)

Air handling unit application

Daikin Fresh Air package

The Daikin fresh air package provides a complete solution, including all unit controls (expansion valve, control box an AHU controller) and sensors factory mounted and configured.
This unique solution allows for plug and play connection of our AHU series to Daikin ERQ and VRV condensing units.

High efficiency

Daikin heat pumps are renowned for their high energy efficiency. Integrating the AHU with a heat recovery system is even more effective since an office system can frequently be in cooling mode while the outdoor air is too cold to be brought inside in an unconditioned state. In this case heat from the offices is merely transferred to heat up the cold incoming fresh air.

High comfort levels

Daikin ERQ and VRV units respond rapidly to fluctuations in supply air temperature, resulting in a steady indoor temperature and resultant high comfort levels for the end user. The ultimate is the VRV range which improves comfort even more by offering continuous heating, also during defrost.

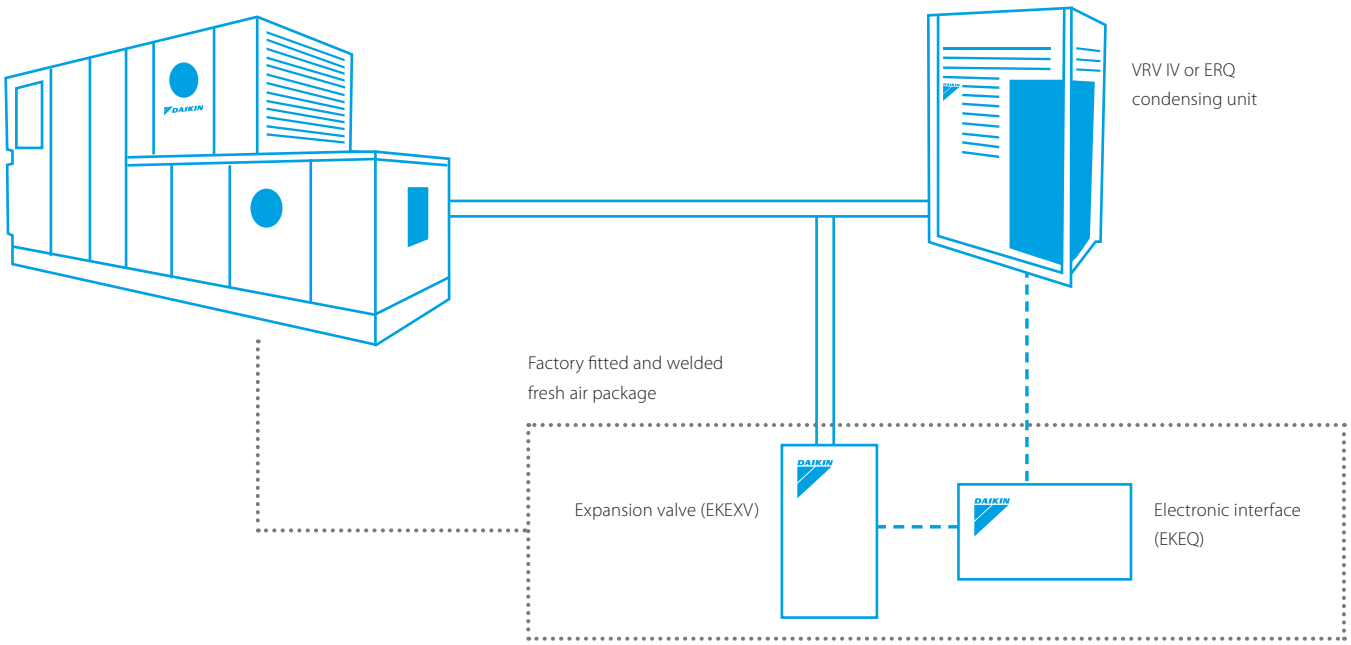

For more information on the connection of VRV or ERQ DX untis with air handling units refer to the chapter Ventilation & Biddle air curtains of this catalogue

D-AHU Professional

Construction type		SP 65	SP 45	FP 50	FP 25
Profile	Aluminium	standard	standard	standard	standard
	Anodized aluminium	option	option	option	option
	Aluminium with thermal break	option	option	option	option
	Anodized aluminium with thermal break	option	option	option	option
Corner	Glass fibre reinforced nylon	standard	standard	standard	standard
Panel insulation	Polyurethane foam density 45 kg/m³ thermal conductivity 0.020 W/m*K fire reaction class 1	standard	standard	standard	standard
	Mineral wool density 90 kg/m³ thermal conductivity 0.037 W/m*K (referred to 20°C) fire reaction class 0	option	option	option	option
External sheet material	Grey Plastisol covered galvanized steel	standard	standard	standard	standard
	Pre-coated galvanized steel	option	option	option	option
	Galvanized steel	option	option	option	option
	Aluminium	option	option	option	option
	AISI 304 stainless steel	option	option	option	option
Internal sheet material	Galvanized steel	standard	standard	standard	standard
	Pre-coated galvanized steel	option	option	option	option
	Grey Plastisol covered galvanized steel	option	option	option	option
	Aluminium	option	option	option	option
	AISI 304 stainless steel	option	option	option	option
Base frame	Aluminium	standard (from size 1 to size 17)	standard (from size 1 to size 17)	standard (from size 1 to size 17)	standard (from size 1 to size 17)
	Galvanized steel	standard (from size 18 to size 27)	standard (from size 18 to size 27)	standard (from size 18 to size 27)	standard (from size 18 to size 27)
Handle	Glass fibre reinforced nylon	standard	standard	standard	standard
Type	Compression type	standard	standard	standard	standard
	Hinge function type (possibility to remove door)	option	option	option	option

D-AHU Easy

Construction type		DS 50	DS 25
Profile	Aluminium	Standard	Standard
Corner	Glass fibre reinforced nylon	Standard	Standard
Panel insulation	Polyurethane foam thermal conductivity 0.024 W/m*K	Standard (density 45 kg/m³)	standard (density 47 kg/m³)
External sheet material	Pre-coated galvanized steel (RAL 9002)	Standard	Standard
Internal sheet material	Galvanized steel	Standard	Standard
Base frame	Aluminium	Standard	Standard
Handle	Glass fibre reinforced nylon	Standard	Standard
Type	Compression type	Standard	Standard



Daikin offers a wide range of condensing units for cooling and freezing applications. Daikin refrigeration units combine efficiency and reliability with easy installation and maintenance.

Refrigeration

Why choose Daikin refrigeration? 458

Products overview 462

ZEAS condensing unit 464
LREQ-BY1 466

Conveni-Pack 468
LRYEQ-AY1 470

Booster unit 471
LCBKQ-AV1 471

Commercial condensing units 472
JEHCCU-CM1/3 472
JEHSCU-CM1/3 473
JEHCCU-M/L & JEHSCU-M/L 474

Industrial condensing unit 475
ICU 475

Options & accessories 476



Refrigeration

Why choose Daikin refrigeration?

- **High efficient** solutions to match your refrigeration needs
- For all types of **commercial and industrial** applications
- Innovative and reliable VRV technology: proven and tested for ZEAS and CONVENI-PACK
- Compliant with **new F-Gas regulation** (R-410A)
- Proven refrigeration technology with over 3,000 R-410A field installations in Europe
- Urban proof solutions in terms of **compact dimensions** and **low sound levels**

Benefits for the installer

› Plug and play solutions
› Pre-charged and factory-tested
› Compact design for restricted installation space

Benefits for the consultant

› Daikin ZEAS identified as best available technology according to Eco-design
› Easy and intuitive selection of outdoor condensing units with Refrigeration Xpress
› Wide range to match most refrigeration needs according to F-gas Regulation according to F-gas Regulation

Benefits for the end user

› High efficiency technology for high ROI
› Heat recovery technology on Conveni-Pack
› Proven reliability and high performance
› Ideal for urban applications

Selection software

Visit the website: www.daikineurope.com/refrigeration
Download the selection software Refrigeration Xpress from the business portal.

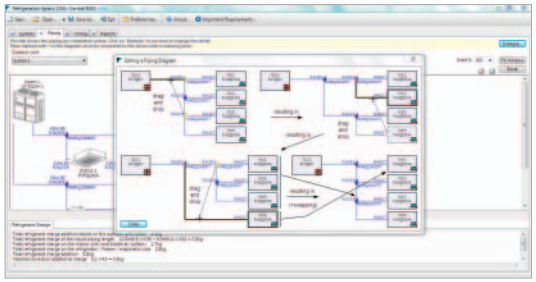



F-Gas compliant

Daikin refrigeration units are ready to meet the targets of the new F-Gas regulation.

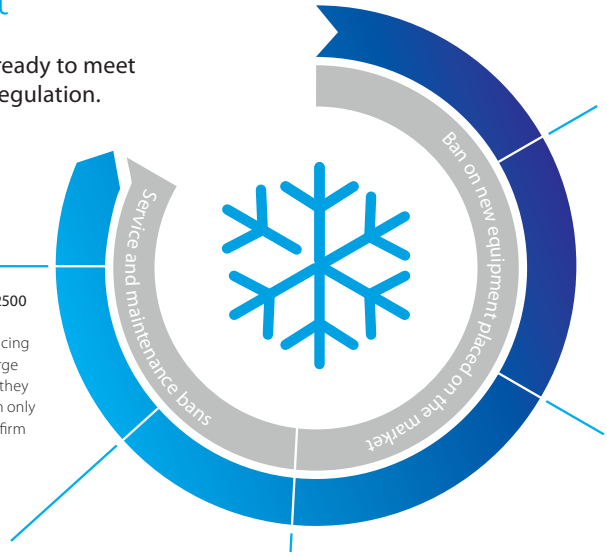

01/01/2020
Ban onHFCs with GWPs of 2500 or more
Applies to stationary refrigeration equipment or it's associated remote plant. Equipment operating below -50 deg C is exempt

01/01/2022
Ban on HFCs with GWP of 150 and over
Applies to multipack centralized refrigeration systems for commercial use with a rated capacity of 40kW or more - except where used in the primary refrigerant circuit of cascade systems, where **HFCs with a GWP of less than 1500 may be used**

01/01/2030
Service ban on recycled HFCs with GWPs of 2500 or more
Service ban on use in the maintenance or servicing of existing refrigeration equipment with a charge size of 40 tonnes of CO_2 eq or more - provided they have been recovered from the equipment. Can only be used by the firm that recovered it or by the firm whose installation it was recovered from.

01/01/2030
Service ban on reclaimed HFCs with GWPs of 2500 or more
Used for the maintenance or servicing of existing refrigeration equipment with a charge size of 40 tonnes of CO_2 eq or more – provided they are labelled appropriately.

01/01/2020
Service ban on HFCs with GWPs of 2500 or more
Applies to refrigeration equipment with a charge size of 40 tonnes CO_2 eq or above.

* Regulation n° 517/2014 on fluorinated greenhouse gases of 16 April 2014

References



"We wanted a future-proof, energy efficient and proven technology with high reliability."
Bakery cooperative, Germany



'With Conveni-Pack, we have a complete and totally reliable solution for all our heating and air conditioning needs, as well as for refrigerating all our fresh and frozen products.'
Food store, Austria



In a German supermarket Conveni-Pack teams up with ZEAS to supply service counters, fridges, an air curtain and indoor A/C units, a cooling storage room and deep-freeze cabinets.



ZEAS (LREQ-BY1)



ZIGGO DOME, EVENT HALL

ZEAS FOR COOLING (6) AND FREEZING (2)



CHILLED WITH ZEAS



BÄKO WEST EG, BAKERY CO-OPERATIVE
ZEAS FOR COOLING (6) AND FREEZING (6)



E. LECLERC, HYPERMARKET
ZEAS



EDEKA, SUPERMARKET
CONVENI-PACK (2) AND ZEAS (1)

Products overview

Model	Product name	Capacity (kW)	0	2	5	10	25	50	100	150	300	450
Inverter condensing unit for commercial refrigeration	ZEAS LREQ-BY1											
Integrated solution for chilling, freezing and comfort cooling and heating	Conveni-Pack LRYEQ-AY1											
Booster unit to allow both ZEAS and Conveni-Pack freezing applications	Booster unit LCBKQ-AV1											
Commercial condensing units with reciprocating technology	CCU JEHCCU-M1/M3/L1/L3 JEHCCU-CM1/CM3											
Commercial condensing units with scroll technology	SCU JEHSCU-M1/M3/L3 JEHSCU-CM1/CM3											
Condensing unit for industrial refrigeration	ICU ICUHS-HA											

Chilling Freezing Air conditioning Heating

Indoor units and Biddle air curtains for connection to Conveni-Pack

Capacity class (kW)

Model	Product name		50	63	71	80	100	125	140	200	250
Cooling capacity (kW)[1]			5.6	7.1	8.0	9.0	11.2	14.0	16.0	22.4	28.0
Heating capacity (kW)[2]			6.3	8.0	9.0	10.0	12.5	16.0	18.0	25.0	31.5
Round flow cassette	FXFQ-A		●	●		●	●	●			
2-way blow ceiling mounted cassette	FXCQ-A		●	●		●		●			
Ceiling mounted corner cassette	FXKQ-MA			●							
Concealed ceiling unit with inverter driven fan	FXSQ-A		●	●		●	●	●	●		
Concealed ceiling unit with inverter driven fan	FXMQ-P7		●	●		●	●	●			
Large concealed ceiling unit	FXMQ-M8									●	●
Ceiling suspended unit	FXHQ-A			●			●				
4-way blow ceiling suspended unit	FXUQ-A				●		●				
Floor standing unit	FXLQ-P		●	●							
Concealed floor standing unit	FXNQ-A		●	●							

Capacity class (kW)

Model	Product Name		80	100	125	140	200	250
Heating capacity (kW)[2]			7.4 - 9.2	11.6 - 13.4	15.6	16.2 - 19.9	29.4	29.4 - 31.1
Biddle air curtain free hanging	CYVS-DK		●	●	●	●	●	●
Biddle air curtain cassette	CYVM-DK		●	●	●	●	●	●
Biddle air curtain recessed	CYVL-DK		●	●	●	●	●	●

[1] Nominal cooling capacities are based on: indoor temperature: 27°CDB / 19°CWB, outdoor temperature: 35°CDB, piping length: 7.5m, level difference: 0m

[2] Nominal heating capacities are based on: indoor temperature: 20°CDB, outdoor temperature: 7°CDB / 6°CWB, piping length: 7.5m, level difference: 0m

[3] Optional



ZEAS condensing unit for refrigeration

Why choose ZEAS?

- High energy efficiency
  - › Daikin inverter scroll compressor with economizer technology
  - › DC inverter fan technology
- Reliable operation
  - › Error-proof component selection
  - › Factory leak-tested and pre-charged
- Small foot print and low weight
  - › Very compact design
  - › Easy to install, even in small spaces
- Comfort
  - › Quiet operation
  - › High grade sound insulation on both panels and compressors
  - › Specially designed fan blades to limit sound emissions
  - › 4 low sound operation settings including night mode
- Intelligent control
  - › Unit can be connected to a 3rd party monitoring system
  - › Remote control of target evaporation temperature and error reset

Benefits for installers

› Reduced delivery time thanks to European manufacturing plant
› Reduced piping requirements and installation time
› Integrated electrical & control box
› Unit already pre-charged with refrigerant

Benefits for consultants

› One model can cover for most refrigeration needs in the market
› Wide capacity range
› High modularity of the refrigeration system
› Suitable to indoor installations through the use of high ESP fans

Benefits for end users

› Energy consumption is cut by 10 to 35% compared to traditional refrigeration equipment
› Small footprint and low weight requiring only light weight supporting structures
› A neighbourhood-friendly choice with its special night operation mode

Marketing tools

› See how transportation is simulated and vibrations are tested on our shaker (search: vibration ZEAS)

› Watch why a Dutch culture and entertainment venue chose ZEAS for its beverage cooling (search: Energiehuis ZEAS) www.youtube.com/DaikinEurope



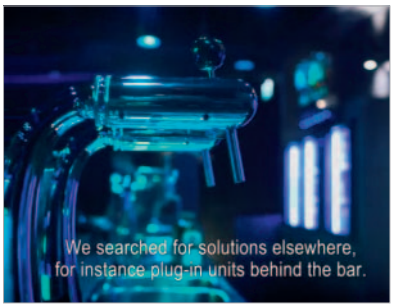

Refrigeration Xpress selection software

› User-friendly, easy to understand design software for Conveni-Pack and ZEAS. Its detailed report includes a list of materials, piping and wiring diagrams, and device options

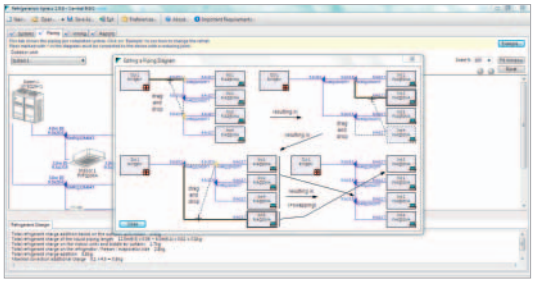

NEW Business portal

› Experience our new extranet that thinks with you at my.daikin.eu
› Find information in seconds via a powerful search
› Customise the options so you see only info relevant for you
› Access via mobile device or desktop

Internet

› See which solutions we have for your refrigeration application via the link below www.daikineurope.com/commercial/applications
› See an overview of our references www.daikineurope.com/references
› Get more commercial details on our flagship products www.daikineurope.com/minisite/zeas/

Literature

› Check the overview of all our literature for our professional network and end-customers www.daikineurope.com/support-and-manuals/catalogues





ZEAS condensing unit for commercial refrigeration with scroll technology



LREQ8-12BY1

Refrigeration solution for medium to large capacity applications featuring proven VRV technology

- Perfect solution for all cooling and freezing applications with variable load conditions and high energy efficiency requirements. In particular used in supermarkets, cold storage, blast coolers and freezers etc.
- DC inverter scroll compressor with economiser function results in high energy efficiency and reliable performance
- Factory tested and pre-programmed for quick and easy installation and commissioning
- Increased installation flexibility thanks to limited dimensions
- Low sound level including „night mode" operation
- For small freezing capacity, single ZEAS units can be connected to a booster unit
- Dedicated unit to allow multi combination of 2 x 15 HP or 2 x 20 HP resulting in less pipework or installation time

Medium and Low Temperature Refrigeration					LREQ-BY1	5	6	8	10	12	15	20
Refrigerating capacity	Medium temperature	Nom.		kW		12.5 (1)	15.2 (1)	19.8 (1)	23.8 (1)	26.5 (1)	33.9 (1)	37.9 (1)
	Low temperature	Nom.		kW		5.51 (2)	6.51 (2)	8.33 (2)	10.0 (2)	10.7 (2)	13.9 (2)	15.4 (2)
Power input	Medium temperature	Nom.		kW		5.10 (1)	6.56 (1)	8.76 (1)	10.6 (1)	12.0 (1)	15.2 (1)	17.0 (1)
	Low temperature	Nom.		kW		4.65 (2)	5.88 (2)	7.72 (2)	9.27 (2)	9.89 (2)	12.8 (2)	14.1 (2)
Dimensions	Unit	Height		mm		1,680						
		Width		mm		635		930			1,240	
		Depth		mm		765						
Weight	Unit			kg		166		242			331	337
Heat exchanger	Type					Cross fin coil						
Compressor	Type					Hermetically sealed scroll compressor						
	Piston displacement			m^3/h		11.18	13.85	19.68	23.36	25.27	32.24	35.8
	Speed			rpm		5,280	6,540	4,320	6,060	6,960	5,280	6,960
	Output			W		2,600	3,200	2,100	3,000	3,400	2,600	3,400
	Starting method					Direct on line (inverter driven)						
Compressor 2	Speed			rpm		-		2,900				
	Output			W		-		3,600				
Compressor 3	Speed			rpm		-					2,900	
	Output			W		-					3,600	
Fan	Type					Propeller fan						
	Quantity					1					2	
	Air flow rate	Cooling	Nom.	m^3/min		95	102	171	179	191	230	240
Fan motor	Output			W		350		750			350	750
	Drive					Direct drive						
Fan motor 2	Output			W		-					350	750
Sound pressure level	Nom.			dBA		55.0 (3)	56.0 (3)	57.0 (3)	59.0 (3)	61.0 (3)	62.0 (3)	63.0 (3)
Operation range	Evaporator	Cooling	Min.~Max.	°CDB		-45~10						
	Ambient temperature	Min.~Max.		°C		-20~43						
Refrigerant	Type					R-410A						
	GWP					2,087.5						
	Charge			kg		5.2		7.9			11.5	
				TCO_2eq		10.9		16.5			24.0	
	Control					Electronic expansion valve						
Piping connections	Liquid	50m or less				ø 9.5		ø 9.5		ø 12.7		
		50~130m				ø 9.5		ø 12.7		ø 12.7		
	Gas					ø 22.2		ø 28.6			ø 34.9	
Power supply	Phase/Frequency/Voltage			Hz/V		3~/50/380-415						

				LREQ-BY1	30	40
System	Outdoor unit module 1				LREQ15BY1R	LREQ20BY1R
	Outdoor unit module 2				LREQ15BY1R	LREQ20BY1R
Refrigerating capacity	Medium temperature	Nom.		kW	67.8 (1)	75.8 (1)
	Low temperature	Nom.		kW	27.8	29.6
Power input	Medium temperature	Nom.		kW	30.4	34.0
	Low temperature	Nom.		kW	25.6	27.6
Sound pressure level	Nom.			dBA	65.0	66.0
Piping connections	Liquid				ø 19.05	
	Gas				ø 41.28	

(1) Cooling: evaporating temp. -10°C; outdoor temp. 32°C; suction SH10°C (2) Cooling: evaporating temp. -35°C; outdoor temp. 32°C; suction SH10°C (3) Sound pressure data: measured at 1m in front of unit, at 1.5m height | RLA is based on following conditions: outdoor temp. 32°CDB; suction SH 10°C; saturated temperature equivalent to suction pressure -10°C

Mini-ZEAS

- Two models available
- Plug and play system reduces installation time and cost
- F-Gas compliant (R-410A)
- Lowest sound levels
- Small footprint (up to 60% smaller than equivalent products in the market)
- High efficiency reducing energy costs
- Ideal solution for multiple smaller refrigeration applications (butcher shops, bakeries, restaurants,…)



Coming: Spring 2016

DAIKIN



Conveni-Pack, integrated solution for refrigeration, heating and air conditioning

Why choose Conveni-Pack?

- Energy-saving combination
  - › First mass-produced, whole-building system to combine refrigeration, heating, air conditioning in one circuit
- High energy efficiency
  - › Heat recovery
  - › Savings of up to 50% on energy costs
  - › Daikin inverter scroll compressor with economizer technology
- Reliable operation
  - › Error-proof component selection
  - › Factory leak-tested and pre-charged
- Very compact design
  - › Easy to install, even in small spaces
  - › Small footprint and low weight
  - › Reduced piping requirements
- Comfort
  - › Quiet operation : Improved acoustics thanks to night operation mode, inverter control and inverter driven fans with optimised blades and grills
  - › High grade sound insulation on both panels and compressors
  - › Specially designed fan blades to limit sound emissions
  - › 4 low sound operation settings including night mode

Benefits for installers

› Integrated electrical & control box
› Unit already pre-charged with refrigerant
› Established VRV technology ensuring optimised installation and maintenance

Benefits for consultants

› Flexible system for multiple applications
› Connectable to all grocery refrigeration applications and supplied with a wide range of air conditioning indoor units to meet shop requirements
› Outdoor units can be positioned up to 35m above or 10m below the indoor units
› Piping length possible up to 130m
› Suitable for indoor installation through the use of high ESP fans

Benefits for shop owners

› Thought design for supermarkets and smaller retail outlets
› Maximised retail sales space available as
› Conveni-Pack has a footprint up to 60% smaller than conventional grocery refrigeration systems
› Reduced energy consumption by up to 50% through heat recovery
› Quiet operation, thus ideal for densely populated urban areas

Marketing tools

Refrigeration Xpress
User-friendly design software for Conveni-Pack and ZEAS condensing units. Its detailed report includes a list of materials, piping and wiring diagrams, and device options.

Short videos
› Visit the Daikin Europe channel YouTube for a short animation on the unique refrigeration solution Conveni-Pack
› Discover why a Belgian petrol station owner chose Daikin for its shop comfort and refrigeration needs.
www.youtube.com/DaikinEurope



Energy efficient heat recovery

› Conveni-Pack recovers up to 100% of the heat generated by refrigeration showcases or evaporators and re-uses it to heat the retail space at no additional cost.

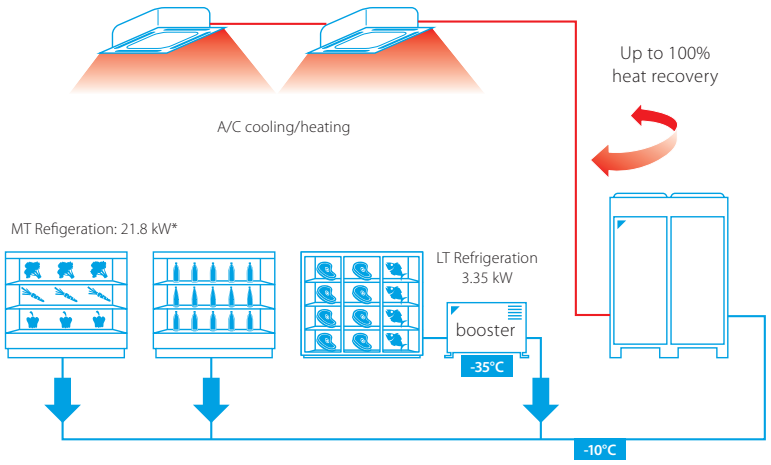

*maximum available refrigeration capacity when no booster units are connected

Reference

Edeka Buschkühle supermarket (Germany)
2 Conveni-Pack systems supply 32 meters of service counters, 12.5 meters of convenience fridges, one cooling storage room for fruit, an air curtain and 5 indoor units; the ZEAS system supplies two deep-freeze cabinets with a total capacity of 5 kW.



Discover more references on
www.daikineurope.com/references

Internationally awarded

Since the introduction Conveni-Pack was recognized as innovative and environmentally – proof of which are the recent German and Irish award:

› Winner of 2014 Institute of Refrigeration Ireland (IRI) Environmental award
› Case: application of Carel controls to Daikin Conveni-Pack refrigeration at a Tesco store
› Environmental Friendliness category of the Top Retail Product Awards 2014 in Germany

Conveni-Pack refrigeration system with heat recovery

Refrigeration solution for food retailers featuring award winning technology for heat recovery

- Integrates high and low temperature refrigeration and air conditioning (including heating) into one system
- By using heat recovery, optimised controls and state of the art compressor technology, Conveni-pack can reduce annual energy consumption up to 50% or more, compared to conventional systems
- Lower associated CO_2 emissions thanks to the heat pump technology
- Conveni-pack's modular design allows it to be used for smaller as well as larger shops
- The modularity of the Conveni-pack system maximises installation flexibility. Outdoor units can be grouped into blocks or rows, or distributed around the building, to meet individual installation constraints
- The heat extracted from the refrigeration showcases or evaporators can be re-used for comfort heating of the shop at no extra cost
- Low sound level including „night mode" operation



LRYEQ16AY1

Medium Temperature Refrigeration				LRYEQ-AY1	16
Cooling capacity	Air conditioning	Nom.		kW	14.0 (1)
	Refrigeration	Nom.		kW	21.8 (2)
Heating capacity	Air conditioning	Nom.		kW	27.0 (3)
	Refrigeration	Nom.		kW	21.8 (4)
Dimensions	Unit	Height		mm	1,680
		Width		mm	1,240
		Depth		mm	765
Weight	Unit			kg	370
Heat exchanger	Type				Cross fin coil
Compressor	Type				Hermetically sealed scroll compressor
	Piston displacement			m^3/h	13.34
	Speed			rpm	6,300
	Output			W	2,500
	Starting method				Direct on line (inverter driven)
	Frequency ON/OFF				Less than 6 times/hour
Compressor 2	Speed			rpm	2,900
	Output			W	3,600
Compressor 3	Speed			rpm	2,900
	Output			W	4,500
Fan	Type				Propeller fan
	Quantity				2
	Air flow rate	Cooling	Nom.	m^3/min	230
Fan motor	Output			W	750
	Drive				Direct drive
Sound pressure level	Nom.			dBA	62.0
Operation range	Evaporator	Cooling	Min.~Max.	°CDB	-20~10
	Cooling	Ambient	Min.~Max.	°CDB	-5~43
	Heating	Ambient	Min.~Max.	°CDB	-15~21
Refrigerant	Type				R-410A
	GWP				2,087.5
	Charge			kg	11.5
				TCO_2eq	24.0
	Control				Electronic expansion valve
Piping connections	Refrigeration	Liquid	50m or less		Ø 9.5 C1220T
			50~130m		Ø 12.7 C1220T
		Gas	50m or less		Ø 25.4 C1220T
			50~130m		Ø 28.6 C1220T
Power supply	Phase/Frequency/Voltage			Hz/V	3~/50/380-415

(1) Cooling priority mode: indoor temp. 27°CDB, 19°CWB; outdoor temp. 32°CDB; piping length: 7.5m; level difference: 0m (2) Cooling priority mode: evaporating temp. -10°C; outdoor temp. 32°CDB; Suction SH: 10°C (3) Heat recovery 100% mode: indoor temp. 20°CDB; outdoor temp. 7°CDB, 6°CWB; refrigeration load 18kW; piping length: 7.5m; level difference: 0m (4) Saturated temperature equivalent to suction pressure (refrigeration side): -10°C (under chilled condition); connection capacity for indoor air conditioner: 10HP, when heat recovery is 100%

Booster unit

- A booster unit allows to connect freezer showcases / rooms to ZEAS and Conveni-Pack outdoor units
- Reduced piping requirements, from 4 to 2 pipes, compared to a conventional system
- Low sound mode available reducing sound emissions significantly without giving in on refrigeration capacity



LCBKQ3AV1

Low Temperature Refrigeration					LCBKQ-AV1	3
Refrigerating capacity	Low temperature		Nom.	kW		3.35 (1)
Dimensions	Unit	Height		mm		480
		Width		mm		680
		Depth		mm		310
Weight	Unit			kg		47
Compressor	Type					Hermetically sealed swing compressor
	Piston displacement			m^3/h		10.16
	Number of revolutions			rpm		6,540
	Output			W		1,300
	Starting method					Direct on line (inverter driven)
	Frequency ON/OFF					Less than 6 times/hour
Fan	Type					Propeller fan
	Air flow rate	Cooling	Nom.	m^3/min		1.6
Operation range	Evaporator	Cooling	Min.~Max.	°CDB		-45~-20
	Ambient temperature	Min.~Max.		°C		-15~43
Refrigerant	Type					R-410A
	GWP					2,087.5
	Control					Electronic expansion valve
Piping connections	For outdoor unit	Liquid	OD	mm		6.35
	To indoor unit	Liquid	OD	mm		6.35
	For indoor unit	Gas	OD	mm		15.9
	To outdoor unit	Gas	OD	mm		9.5
Power supply	Phase/Frequency/Voltage			Hz/V		1~/50/220-240

(1) Evaporating temp. -35°C; outdoor temp. 32°C; suction SH 10K; saturated temp. to discharge pressure of booster unit -10°C

Condensing unit for commercial refrigeration with reciprocating technology

Refrigeration solution for small food retailers

- Designed specifically for small capacity refrigeration applications in small food stores (eg. in bakeries and butchers), cold rooms, bottle coolers and display cabinets
- Compact and lightweight for even the smallest of city centre locations
- All components can be accessed, making maintenance quick and easy
- Ideal for urban applications: sound proofing and low operating sound levels mean the unit is quiet
- The optimised compressor range and increased condenser surface deliver high levels of energy efficiency and reliability is ensured by using high quality components and production processes
- Micro channel heat exchanger technology reduces the amount of refrigerant used in the system, lowering environmental impact



JEHCCU-CM1/3

Medium Temperature Refrigeration				JEHCCU-CM1/CM3	0050	0067	0100	0113	0140	
Refrigerating capacity	Medium temperature	R-404A	Nom	kW	0.910	1.225	1.495	1.761	2.220	
		R-407A	Nom	kW	0.783	1.054	1.287	1.515	1.911	
		R-407F	Nom	kW	0.882	1.187	1.449	1.706	2.151	
Power input	Medium temperature	R-404A	Nom	kW	0.626	0.763	0.927	1.102	1.235	
		R-407A	Nom	kW	0.581	0.708	0.860	1.023	1.146	
		R-407F	Nom	kW	0.611	0.744	0.904	1.075	1.204	
COP	Medium temperature	R-404A			1.45	1.61		1.60	1.80	
		R-407A			1.35	1.49	1.50	1.48	1.67	
		R-407F			1.44	1.60		1.59	1.79	
Dimensions	Unit	Height		mm	607				662	
		Width		mm	876				1,101	
		Depth		mm	420				444	
Weight	Unit			kg	45	54		55	67.5	
Compressor	Type				Reciprocating compressor					
	Model				AE4460Z-FZ1C	CAJ9480Z	CAJ9510Z	CAJ9513Z	CAJ4517Z	TAJ4517Z
	Piston displacement			m^3/h	1.80	2.64	3.18	4.21	4.52	
	Oil	Charged volume		l	0.28	0.887				
	Oil Type				Uniqema Emkarate RL32CF					
Fan	Air flow rate	Cooling	Nom	m^3/h	1,300				2,700	
Sound pressure level	Nom.			dBA	30				34	
Refrigerant	Type 1 / GWP				R-404A / 3,921.6					
	Type 2 / GWP				R-407A / 2,107					
	Type 3 / GWP				R-407F / 1,825					
Piping connections	Liquid line connection			inch	1/4"	3/8"				
	Suction line connection			inch	3/8"	1/2"				
Power supply	Phase/Frequency/Voltage			Hz/V	1~/50/230					3~/50/400

Medium Temperature Refrigeration				JEHCCU-CM1	0040	0051	0063	0077	0095
Refrigerating capacity	Medium temperature	R-134a	Nom	kW	0.553	0.831	0.988	1.198	1.490
Power input	Medium temperature	R-134a	Nom	kW	0.433	0.543	0.637	0.735	0.901
COP	Medium temperature	R-134a			1.28	1.53	1.55	1.63	1.65
Dimensions	Unit	Height		mm	607				
		Width		mm	876				
		Depth		mm	420				
Weight	Unit			kg	45	53		54	
Compressor	Type				Reciprocating compressor				
	Model				AE4440Y-FZ1A	CAJ4461Y	CAJ4476Y	CAJ4492Y	CAJ4511Y
	Piston displacement			m^3/h	1.8	3.18	3.79	4.51	5.69
	Oil	Charged volume		l	0.28	0.887			
	Oil Type				Uniqema Emkarate RL32CF				
Fan	Air flow rate	Cooling	Nom	m^3/h	1,300				
Sound pressure level	Nom.			dBA	30				
Operation range	Evaporator	Cooling	Min.~Max.	°CDB	-15~15				
	Ambient temperature	Min.~Max.		°C	-20~43				
Refrigerant	Type / GWP				R-134a / 1,430				
Piping connections	Liquid line connection			inch	1/4"			3/8"	
	Suction line connection			inch	3/8"			1/2"	
Power supply	Phase/Frequency/Voltage			Hz/V	1~/50/230				

Refer to condition: Outside ambient temperature = 32°C, Evaporation temperature = -10°C and 10K superheat (medium temperature application)

Condensing unit for commercial refrigeration with scroll technology

Refrigeration solution for small food retailers

- Designed specifically for small capacity refrigeration applications in small food stores (eg. in bakeries and butchers), cold rooms, bottle coolers and display cabinets
- Compact and lightweight for even the smallest of city centre locations
- All components can be accessed, making maintenance quick and easy
- Ideal for urban applications: sound proofing and low operating sound levels mean the unit is quiet
- The optimised compressor range and increased condenser surface deliver high levels of energy efficiency and reliability is ensured by using high quality components and production processes
- Micro channel heat exchanger technology reduces the amount of refrigerant used in the system, lowering environmental impact



JEHSCU-CM1/3

Medium Temperature Refrigeration					JEHSCU-CM1/3	0200 CM1	0200 CM3	0250 CM1	0250 CM3	0300 CM1	0300 CM3	0350 CM3	0400 CM3	0500 CM3	0600 CM3	0680 CM3
Refrigerating capacity	Medium temperature	R-134a	Nom	kW		2.170		2.480		3.060		3.480	4.22	5.21	6.30	7.01
		R-404A	Nom	kW		3.490		4.210		4.890		5.460	6.820	8.210	9.820	10.350
		R-407A	Nom	kW		3.306		3.971		4.684		5.007	- *			
		R-407F	Nom	kW		3.297		3.971		4.712		4.902	- *			
Power input	Medium temperature	R-134a	Nom	kW		1.025		1.165		1.455		1.675	1.790	2.250	2.530	2.990
		R-404A	Nom	kW		1.695		2.035		2.515		3.065	3.343	4.210	4.866	5.611
		R-407A	Nom	kW		1.676		2.017		2.457		2.996	- *			
		R-407F	Nom	kW		1.679		2.026		2.477		3.425	- *			
COP	Medium temperature	R-134a				2.12		2.13		2.10		2.08	2.36	2.32	2.49	2.34
		R-404A				2.06		2.07		1.94		1.78	2.04	1.95	2.02	1.84
		R-407A				1.97				1.91		1.67	- *			
		R-407F				1.96				1.90		1.43	- *			
Dimensions	Unit	Height		mm		662							872			
		Width		mm		1,101							575			
		Depth		mm		444							1,353			
Weight	Unit			kg		69.7		71.7		73.7			119.0	123.0	125.0	126.0
Compressor	Type					Scroll compressor										
	Model					ZB15KQE -PFJ	ZB15KQE -TFD	ZB19KQE -PFJ	ZB19KQE -TFD	ZB21KQE -PFJ	ZB21KQE -TFD	ZB26KQE-TFD	ZB29KQE -TFD	ZB38KQE -TFD	ZB45KQE -TFD	ZB48KQE -TFD
	Piston displacement			m^3/h		5.90		6.80		8.60		9.90	11.40	14.40	17.10	18.80
	Oil	Charged volume		l		1.24		1.30	1.36	1.45		1.5	1.36	2.07	1.89	1.8
	Oil Type					Polyester oil (Copeland Ultra 22 CC, 32 CC and 32-3MAF, Mobil EAL™ Arctic 22 CC, Uniqem Emkarate RL32CF)										
Fan	Air flow rate	Cooling	Nom	m^3/h		2,700							4,300			
Sound pressure level	Nom.			dBA		33		36				40	37	35	39	37
Refrigerant	Type 1 / GWP					R-134a / 1,430										
	Type 2 / GWP					R-404A / 3,921.6										
	Type 3 / GWP					R-407A / 2,107										
	Type 4 / GWP					R-407F / 3,921.6										
Piping connections	Liquid line connection			inch		3/8"							1/2"			
	Suction line connection			inch		3/4"								7/8"		1-1/8"
Power supply	Phase/Frequency/Voltage			Hz/V		1~/50 /230	3~/50 /400	1~/50 /230	3~/50 /400	1~/50 /230	3~/50/400					

* Specifications not available at time of printing

JEHCCU-M3/L1/L3
JEHSCU-M3/L3

Condensing unit for commercial refrigeration



Main benefits

› Low operation sound level
› Easy to install - fully equipped - packaged
› Energy efficiency and performance
› Robust and reliable design

Installer benefits

› Small, compact and robust for easy handling and installation in limited space
› Fully factory tested and pre-wired electrical box for quick and easy installation and commissioning
› Easy service thanks to very accessible components behind removable robust panels

End-user benefits

› Very quiet operation
› Strong anti-corrosion housing for long life, even in harsh environmental conditions
› Trustworthy units, with proven component reliability and fully qualified for the most demanding applications
› Reduced energy consumption, thanks to efficient compressors and condenser fan speed control (except series 1)
› Fully packaged unit at a competitive price

	Series	Model	Performance					Compressor			O/S[d]	Oil type	Electrical Data							Airflow m³/h	Receiver	Connection		Dimensions			Weight (kg)	Sound pressure dB(A) at 1m[c]
			Cooling capacity (W) [a] R-404A	Cooling capacity (W) [a] R-134a	Cooling capacity (W) [a] R-407A	Cooling capacity (W) [a] R-407C	Cooling capacity (W) [a] R-407F	Type	Swept volume (m³/h)	Oil Charge (Liter)	Oil Charge (l)		Power input	Lock Rotor current (A)	MFA[b] (A) R-404A	R-134a	R-407A	R-407C	R-407F		Volume (Liter)	Suction (inch)	Liquid (inch)	Width (mm)	Depth (mm)	Height (mm)		
Medium temperature	4	JEHCCU0825M3	11,010	7,083	10,459	9,867	11,445	MTZ100-4VM	29.80	3.90	-		400V/3~/50Hz	90.0	25	25	25	25	25	6770	14.0	1 1/8	1/2	1261	594	1435	205	62
		JEHCCU1000M3	13,528	8,667	12,851	13,038	14,126	MTZ125-4VM	37.49	3.90	-		400V/3~/50Hz	105.0	30	25	30	30	30	6770	14.0	1 1/8	1/2	1261	594	1435	205	62
Low temperature	1	JEHCCU0075L1	418	-	-	-	-	SC18CLX	3.08	0.60	-	Oil A[e]	230V/1~/50Hz	20.0	15	-	15	-	15	1910	1.2	3/8	1/4	884	430	489	46	50
	2	JEHCCU0175L1	947	-	-	-	-	NTZ48-5VM	8.40	0.95	0.50		230V/1~/50Hz	37.0	15	-	15	-	15	3040	4.6	5/8	3/8	1104	478	650	86	55
		JEHCCU0175L3	947	-	-	-	-	NTZ48-4VM	8.40	0.95	0.50		400V/3~/50Hz	16.0	15	-	15	-	15	3040	4.6	5/8	3/8	1104	478	650	86	55
		JEHCCU0225L1	1,567	-	-	-	-	NTZ68-5VM	11.80	0.95	0.50		230V/1~/50Hz	53.0	20	-	20	-	20	2620	4.6	5/8	3/8	1104	478	650	92	58
		JEHCCU0225L3	1,567	-	-	-	-	NTZ68-4VM	11.80	0.95	0.50		400V/3~/50Hz	25.0	15	-	15	-	15	2620	4.6	5/8	3/8	1104	478	650	92	58
	3	JEHCCU0350L3	1,845	-	-	-	-	NTZ96-4VM	16.70	1.80	0.60		400V/3~/50Hz	32.0	15	-	15	-	15	6050	7.6	7/8	1/2	1347	556	884	125	58
		JEHCCU0400L3	2,824	-	-	-	-	NTZ136-4VM	23.60	1.80	0.60	Oil B[f]	400V/3~/50Hz	51.0	15	-	15	-	15	6050	7.6	1 1/8	1/2	1352	556	884	130	58
	4	JEHCCU0725L3	4,245	-	-	-	-	NTZ215-4VM	37.50	3.90	0.60		400V/3~/50Hz	74.0	25	-	25	-	25	6770	14.0	1 1/8	1/2	1261	594	1435	203	61
		JEHCCU0825L3	5,818	-	-	-	-	NTZ271-4VM	47.30	3.90	0.60		400V/3~/50Hz	96.0	25	-	25	-	25	6770	14.0	1 1/8	1/2	1261	594	1435	203	60
Medium Temperature	4	JEHSCU0800M3	12,000	7,800	11,543	-	11,790	ZB58KCE-TFD	22.1	2.50	-		400V/3~/50Hz	95.0	25	20	25	-	25	6770	14.0	1 1/8	1/2	1261	594	1435	201	64
		JEHSCU1000M3	14,200	9,900	14,630	-	15,075	ZB76KCE-TFD	29.1	3.20	-		400V/3~/50Hz	118.0	35	25	35	-	35	6770	14.0	1 3/8	1/2	1261	594	1435	201	64
Low Temperature	2	JEHSCU0200L3	1,260	-	-	-	1,188	ZF06K4E-TFD	5.9	1.30	0.50		400V/3~/50Hz	26.0	15	-	15	-	15	2620	4.6	3/4	3/8	1108	478	650	94	47
		JEHSCU0300L3	1,645	-	1,701	-	1,615	ZF09K4E-TFD	8.0	1.50	0.50		400V/3~/50Hz	40.0	15	-	15	-	15	2620	4.6	3/4	3/8	1108	478	650	96	48
	3	JEHSCU0400L3	2,485	-	2,090	-	2,280	ZF13K4E-TFD	11.8	1.90	0.60		400V/3~/50Hz	51.5	15	-	15	-	15	6050	7.6	7/8	1/2	1347	556	884	129	55
		JEHSCU0500L3	3,000	-	2,632	-	2,774	ZF15K4E-TFD	14.5	1.90	0.60		400V/3~/50Hz	64.0	15	-	15	-	15	6050	7.6	7/8	1/2	1347	556	884	130	56
		JEHSCU0600L3	3,600	-	3,145	-	3,335	ZF18K4E-TFD	17.1	1.90	0.60	Oil B[h]	400V/3~/50Hz	74.0	15	-	15	-	15	6050	7.6	7/8	1/2	1347	556	884	130	61
	4	JEHSCU0750L3	4,320	-	-	-	-	ZF24K4E-TWD	20.9	4.10	0.60		400V/3~/50Hz	99.0	20	-	20	-	20	6770	14.0	1 3/8	1/2	1261	594	1435	218	61
		JEHSCU1000L3	5,850	-	-	-	-	ZF33K4E-TWD	28.8	4.10	0.60		400V/3~/50Hz	127.0	30	-	30	-	30	6770	14.0	1 3/8	1/2	1261	594	1435	218	62

[a] Refer to condition: Outside ambient temperature= 32°C, Evaporation temperature = -10°C (medium temperature application); -35°C (low temperature application)
[b] MFA = Maximum Fuse Amps
[c] Sound pressure level measured in anechoic room
[d] O/S = Oil Separator
[e] Oil A = Polyester oil (Emkarate RL32H)ww
[f] Oil B = Polyester oil 160PZ
[g] Oil A = Polyester oil (Copeland Ultra 22 CC, Copeland Ultra 32 CC, Copeland Ultra 32-3MAF, Mobil EAL™ Arctic 22 CC, Uniqema Emkarate RL32CF)
[h] Oil B = Mobil Arctic 22CC
Note: condensing units are pre-charged with oil as stated in table
R-134a GWP = 1,430, R-407C GWP=1,773.85, R-407A GWP=2,107, R-407F GWP=1,825, R-404A GWP= 3,921.6
GWP : R-134a (1430), R-404A (3921.6), R-407A (2107), R-407C (1773.85), R-407F (1825)

Condensing unit for industrial refrigeration



Designed for outdoor use, the large condensing units are a perfect medium to high capacity refrigeration solution for cold stores, distribution platforms, supermarkets, food processing, etc in low and medium temperature applications.

These industrial condensing units are real workhorses designed for maximum performance in minimum space.

- High energy efficiency: inverter controlled compressor, economizer, high performance condenser
- Possibility of having a stand-by compressor
- Easy installation, ready to connect evaporators
- Integrated starter and control panel with electronic controller
- Space saving construction due to the compact design of the condenser coils arranged in a 'W' configuration
- Low sound operation
- Approved according to EN 378: 2008 (Safety and environmental requirements)
- Refrigerants: R-404A, R-134a, R-407C, R-507A

A comprehensive product range with 1 or 2 compressors and 4, 6, 8 or 10 condenser fans

- Chilled application:
  R-404A | 113 - 417 kW
  R-134a | 72.5 kW - 315.4 kW
  R-407C | 100.3 kW - 430.2 kW
  (at T0 = -10°C / Tamb = +32°C)
- Frozen application:
  R-404A | 37 - 159 kW
  (at T0 = -35°C / Tamb = +32°C)

* R-134a GWP = 1,430, R-407C GWP=1,773.85, R-507A GWP=3,985, R-404A GWP=3,921.6

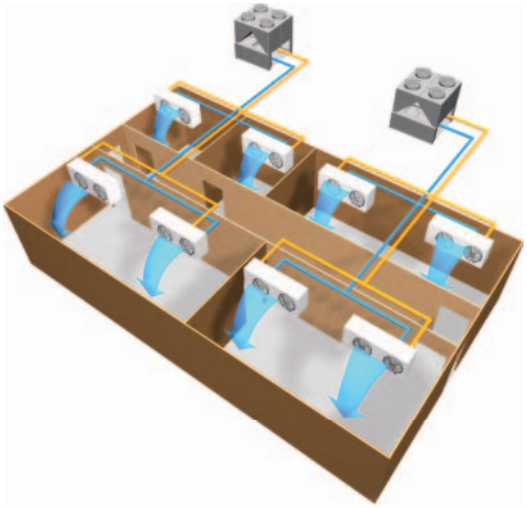

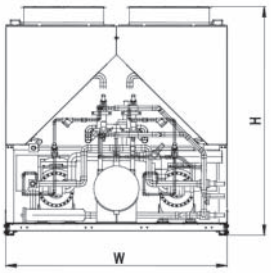

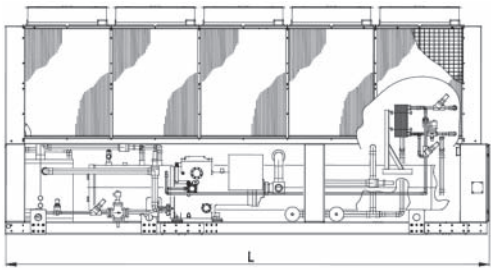

	Length	Width	Height	Weight
	mm	mm	mm	kg
From	2,240	2,235	2,340	2,405
To	4,940	2,235	2,340	4,496

Options - Refrigeration

		Conveni-Pack	ZEAS						Multi-ZEAS	
		LRYEQ16AY1	LREQ5BY1	LREQ6BY1	LREQ8BY1	LREQ10BY1	LREQ12BY1	LREQ15BY1	LREQ20BY1	LREQ15BY1Rx2	LREQ20BY1Rx2
Digital pressure gauge kit		BHGP26A1	BHGP26A1								
Pressure gauge kit		-	KHGP26B140								
Snowbreak hood	Kit (Inlet + Outlet)	KPS26C504	KPS26C160		KPS26C280			KPS26C504			
	Air outlet	KPS26C504T	KPS26C160T		KPS26C280T			KPS26C504T			
	Left side air inlet	KPS26C504L	KPS26C504L								
	Right side aire inlet	KPS26C504R	KPS26C504R								
	Back side air inlet	KPS26C504B	KPS26C160B		KPS26C280B			KPS26C504B			
Central drain pan kit		KWC26C450*	KWC26C160		KPS26C280			KPS26C450		KPS26C450** x2	
Communication box		BRR9A1V1								BRR9A1V1***	
Booster unit		LCBKQ3AV19								-	
Suction branch pipe for multi		-	-							EKHRQZM****	

* In cold areas avoid the use of a drain pan in order to avoid drain water freeze up. ** required for each module
*** software update required (to be executed during commissioning) **** mandatory



Market leading

controls for 2016

- ☑ Intuitive & user-friendly interface
- ☑ Cross pillar integration
- ☑ Cloud control
- ☑ Smart energy management
- ☑ Integration of Daikin and third party products



intelligent touch Manager

Mini BMS for medium to large commercial buildings

› Price competitive mini BMS
› Cross-pillar integation of Daikin products
› Integration of third party equipment via WAGO or BACnet/IP
› Connect up to 512 indoor units groups

→ more information on page „Functions overview“ on page 492



DCC601A51

Advanced centralised controller with Cloud connection

› Simply control your entire building centrally
› Total solution concept (integration of Split, Sky Air, VRV, ventilation, air curtains and hot water)
› Stylish optional screen fits any interior
› Cloud connection offers additional services such as online control, energy monitoring, comparison of energy consumption of multiple sites
› Connect up to 32 indoor units

→ more information on page „Advanced centralised controller with Cloud connection“ on page 490

Find out more on www.daikineurope.com

DAIKIN

Control Systems

Control Systems

	Individual control systems	483
	Wired / infrared remote controls	484
	Siesta Sky Air	485
	Online controller	486
	Centralised control systems	488
	Centralised remote control / Unified ON/OFF control / Schedule timer	488
	Adapter DTA113B51	489
	intelligent Touch Controller	489
NEW	DCC601A51	490
	Mini building management system	492
	intelligent Manager	492
	Standard protocol interfaces	494
	Modbus interface	494
	KNX Interface	498
	BACnet Interface	499
	LonWorks Interface	500
	Daikin Configuration Software	501
	EKPCCAB3	501
	Remote monitoring and maintenance	
	i-Net	502
	Wireless room temperature sensor	504
	Wired room temperature sensor	504
	Other integration devices	505
	Options & Accessories	506

For latest data, please consult my.daikin.eu

Requirement tables per application

Daikin offers various control solution adapted to the requirements of even the most demanding commercial application.

› Basic control solutions for those customers with few requirements and limited budget
› Integrating control solutions for those customers that would like to integrate Daikin units into their existing BMS system
› Advanced control solutions for those customers that expect Daikin to deliver a mini BMS solution, including advance energy management

Shop

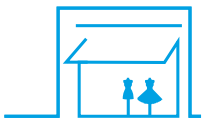

NEW

	Unit control		Integrating control			Advanced control	
	BRC1E52A/B BRC1E53A/B/C	RTD-20	RTD-Net	KLIC-DI	EKMBDXA	DCC601A51	DCM601A51
	1 remote controller for 1 indoor unit (group)	1 gateway for 1 indoor unit (group)	1 gateway for 1 indoor unit (group)	1 gateway for 1 indoor unit	1 gateway for max. 64 indoor unit(s) (groups) & 10 outdoors	1 unit for 32 indoor unit(s)	1 iTM for 64 indoor unit(s) (groups) (1)
Automatic control of A/C	●	●	●	●	●	●	●
Limited control possibilities for shop staff	●	●	●	●	●	●	●
Create zones within the shop		●				●	●
Interlock with eg. Alarm, PIR sensor		●				●	●
Integrate Daikin units into existing BMS via Modbus			●		●		
Integrate Daikin units into existing BMS via KNX				●			
Integrate Daikin units into existing BMS via HTTP						●	
Monitor energy consumption						● (2)	●
Advanced energy management						● (2)	●
Allows free cooling						●	●
Integrate Daikin products cross pillars into Daikin BMS							●
Integrate third party products into Daikin BMS						●	●
Online control						● (2)	●
Manage multiple sites						● (2)	

(1) : 7 iTM plus adapters (DCM601A52) can be added to have 512 indoor groups and 80 outdoor (systems) (2) Via cloud control

Hotel



	Unit control	Integrating control		Advanced control	
	BRC2/3E52C	RTD-Net	KLIC-DI	DCS601C51	DCM601A51
	1 remote controller for 1 indoor unit (group)	1 gateway for 1 indoor unit (group)	1 gateway for 1 indoor unit	1 iTC for 64 indoor unit(s) (groups)	1 iTM for 64 indoor unit(s) (groups) (1)
Hotel guest can control & monitor basic functionalities from his room	●	●	●	●	●
Limited control possibilities for hotel guests	●	●	●	●	●
Interlock with window contact	● (2)				●
Interlock with key-card	● (2)				●
Integrate Daikin units into existing BMS via Modbus		●			
Integrate Daikin units into existing BMS via KNX			●		
Integrate Daikin units into existing BMS via HTTP				●	
Monitor energy consumption					●
Advanced energy management					●
Integrate Daikin products cross pillars into Daikin BMS					●
Integrate third party products into Daikin BMS					●
Online control					●

(1) : 7 iTM plus adapters (DCM601A52) can be added to have 512 indoor groups and 80 outdoor (systems) (2) Via BRP7A51 adapter

Office



	Unit control	Integrating control			Advanced control		
	BRC1E52A/B **BRC1E53A/B/C**	EKMBDXA	DMS504B51	DMS502A51 / DAM412B51	DCS302C51 / DST301B51	DCS601C51	DCM601A51
	1 remote controller for 1 indoor unit (group)	1 gateway for max. 64 indoor unit(s) (groups) & 10 outdoors	1 gateway for 64 indoor unit(s) (groups)	1 gateway for 128 indoor unit(s) (groups), 20 outdoors (2)	1 R/C for max. 64 groups, 128 indoor units, 10 outdoors	1 iTC for 64 indoor unit(s) (groups)	1 iTM for 64 indoor unit(s) (groups) (1)
Automatic control of A/C	●	●	●	●	● (3)	●	●
Centralised control for management		●	●	●	●	●	●
Local control for office workers	●	●	●	●	●	●	●
Limited control possibilities for office workers	●					●	●
Integrate Daikin units into existing BMS via Modbus		●					
Integrate Daikin units into existing BMS via HTTP						●	
Integrate Daikin units into existing BMS via LonTalk			●				
Integrate Daikin units into existing BMS via BACnet				●			
Energy consumption read out	●						
Monitor energy consumption							●
Advanced energy management							●
Integrate Daikin products cross pillars into Daikin BMS							●
Integrate third party products into Daikin BMS							●
Online control							●

(1) : 7 iTM plus adapters (DCM601A52) can be added to have 512 indoor groups and 80 outdoor (systems)
(2) : extension needed to go to 256 indoor unit(s) (groups), 40 outdoors
(3) : ON/OFF only

Infrastructure cooling



NEW
launch Spring 2016

	Unit	Integrating	Advanced
	BRC1E53A/B/C	RTD-10	DCM601A51
	1 remote controller for 1 indoor unit (group) (2)	1 gateway for 1 indoor unit (group) Up to 8 gateways can be linked together	1 iTM for 64 indoor unit(s) (groups) (1)
Automatic control of A/C	●	●	●
Back-up operation	●	●	●
Duty rotation	●	●	●
Limited control possibilities in the technical cooling room	●	●	●
If room temperature above max., then show alarm & start standby unit.	●	●	●
If an error occurs, an alarm will be shown.	●	●	●

(1) : 7 iTM plus adapters (DCM601A52) can be added to have 512 indoor groups and 80 outdoor (systems) (2) Infrastructure cooling functions only compatible with indoor units connected to Seasonal Smart outdoor units.



ONLINE CONTROLLER



WIRED REMOTE CONTROL
BRC1E53A/B/C



INTELLIGENT TOUCH MANAGER
DCM601A51



INFRARED REMOTE CONTROLLER

BRC1E52A/B

User friendly remote control with contemporary design



Graphical display of indicative electricity consumption (Function available in combination with FBQ-D, FCQG and FCGHQ)

A series of energy saving functions that can be individually selected

› Temperature range limit
› Setback function
› Presence & floor sensor connection (available on round flow and fully flat cassette)
› kWh indication
› Set temperature auto reset
› Off timer

Temperature range limit avoids excessive heating or cooling

Save energy by constraining the lower temperature limit in cooling and upper temperature limit in heating mode.

note : Also available in auto cooling/heating change over mode.

kWh indication keeps track of your consumption

The kWh indication shows an indicative electricity consumption of the last day/month/year.

Other functions

› Up to 3 independent schedules can be set, so the user can easily change the schedule himself throughout the year (e.g. Summer, winter, mid-season)
› Possibility to individually restrict menu functions Easy to use: all main functions directly accessible
› Easy setup: clear graphical user interface for advanced menu settings
› Real time clock with auto update to daylight saving time
› Built-in backup power: when a power failure occurs all settings remain stored up to 48 hours
› Supports multiple languages:
English, German, Dutch, Spanish, Italian, Portuguese, French, Greek, Russian, Turkish, Polish (BRC1E52A)
English, German, Czech, Croatian, Hungarian, Romanian, Slovenian, Bulgarian, Slovak, Serbian and Albanian (BRC1E52B)

BRC1E53A/B/C **COMING SPRING 2016**

User friendly remote control incl. infrastructure cooling functions



› Replaces BRC1E52A/B in Spring 2016 and includes following additional functionalities:
  • Duty rotation and back-up for infrastructure cooling
  • Remote control save mode : screen turns off when no person is changing mode or adjusting settings
  • Demand control: decreases the power consumption to 70 or 40 % when other large applicances need to be switched on
  • Selection of quiet mode function for the outdoor unit

› Supports multiple languages:
BRC1E53A: English, German, French, Dutch, Spanish, Italian, Portugese
BRC1E53B: English, Czech, Croation, Hungarian, Romanian, Slovenian, Bulgarian
BRC1E53C: English, Greek, Russian, Turkish, Hungarian, Slovak, Albanian

BRC2E52A / BRC3E52A

Simplified wired remote control developed for hotel applications



BRC2E52A
Heat recovery type



BRC3E52A
Heat pump type

› Symbol driven interface for intuitive control
› Functions restricted to basic customer needs
› Contemporary design
› Energy saving thanks key card, window contact integration and set point limitation (BRP7A51)
› Flexible setback function ensures room temperature remains within comfortable limits to ensure guest comfort

› Flat backpanel for easy installation
› Easy commissioning: intuitive interface for advanced menu settings
› 2 versions available:
  • Heat pump type: temperature, fan speed, ON/OFF
  • Heat recovery type: temperature, mode, fan speed, ON/OFF
› Replaces existing BRC2C51 & BRC3A61

Key card and window contact integration

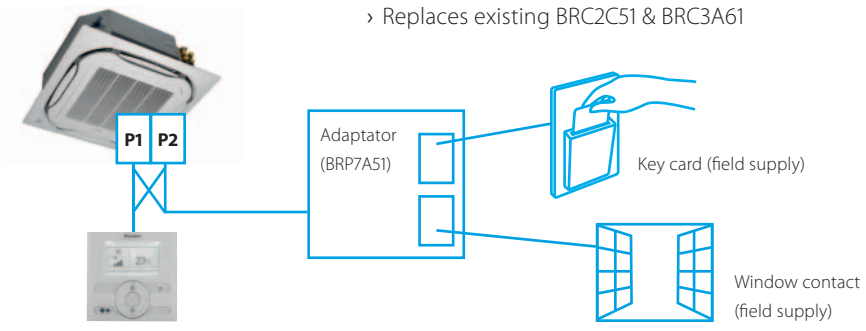



BRC073

Wired remote control for residential use



BRC073

- User friendly remote control with contemporary design
- Easy to use: all main functions directly accessible
- Easy commissioning: intuitive interface for advanced menu settings
- Optimise your air conditioning system by activating a series of energy saving functions (temperature range limit, setback function, off timer, …)
- Set up to 3 independent schedules, so the user can easily change the schedule himself throughout the year (e.g. summer, winter, mid-season)
- Real time clock with auto update to daylight saving time
- Supports multiple languages (English, German, French, Italian, Spanish, Portuguese, Dutch, Czech, Croatian, Hungarian, Slovenian, Romanian, Bulgarian, Russian, Greek, Turkish, Polish, Serbian and Slovak) (depending on language package)
- Possibility to individually restrict menu functions
- Possibility to individually restrict each button
- Possibility to individually restrict each operation mode (Cooling, Heating, Auto, etc.)
- When a power failure occurs all settings remain stored up to 48 hours thanks to the built-in backup power and the clock remains running
- Setback operation maintains the indoor temperature at your specified comfort level during absence, thus saving energy

Note : Cable for wired remote control BRCW901A03 (3m) or BRCW901A08 (8m) required

BRC1D52

Wired remote control



BRC1D52

- Schedule timer:
  Five day actions can be set as follows:
  - set point: unit is switched ON and normal operation is maintained
  - OFF: unit is switched OFF1
  - limits: unit is switched ON and min./max. control (cf. limit operation for more details)
- Home leave (frost protection): during absence, the indoor temperature can be maintained at a certain level. This function can also switch the unit ON/OFF
- User friendly HRV function, thanks to the introduction of a button for ventilation mode and fan speed
- Immediate display of fault location and condition
- Reduction of maintenance time and costs

Display

- Operating mode
- Heat Recovery Ventilation (HRV) in operation
- Cool / heat changeover control
- Centralised control indication
- Group control indication
- Set temperature
- Air flow direction
- Programmed time
- Inspection test / operation
- Fan speed
- Clean air filter
- Defrost / hot start
- Malfunction

ARC4*/BRC4*/BRC7*

Infrared remote control



ARC466A1



BRC4*/BRC7*

Operation buttons: ON / OFF, timer mode start / stop, timer mode on / off, programme time, temperature setting, air flow direction (1), operating mode, fan speed control, filter sign reset (2), inspection (2)/ test indication (2)
Display: Operating mode, battery change, set temperature, air flow direction (1), programmed time, fan speed, inspection / test operation (2)

1. Not applicable for FXDQ, FXSQ, FXNQ, FBDQ, FDXS, FBQ
2. For FX** units only
3. For all features of the remote control, refer to the operation manual

ARCWLA / ARCWB

Siesta individual control systems

Overview controllers for Siesta Sky Air

Siesta Sky Air indoor units	Controllers
ACQ-D 4-way blow, ceiling mounted cassette	• Standard infrared remote control (ARCWLA) in box of decoration panel ADP125A • Wired remote control ARCWB • Optional group controller R04084124324
AHQ-C ceiling suspended	• Standard infrared remote control in box of indoor unit ARCWLA • Wired remote control ARCWB • Optional group controller R04084124324
ABQ-C concealed ceiling	• Standard wired remote control (ARCWB) in box of indoor unit • Optional group controller R04084124324

Overview of features



ARCWB

	Feature		ARCWB
			AHQ-C and ACQ-D / Standard for ABQ-C
1	ON/OFF switch		-
2	Temperature setting	Default range 16-30°C	-
		Optional range 20-30°C	•
		Switch between °C and °F	-
3	Room temperature sensor on remote control		-
4	Cool / Fan dry / Heat / Auto		-
5	Sleep mode		-
6	Fan Speed selection		-
7	Delay timer		••
8	7-days programmable timer		-
9	Real time clock display		-
10	Air swing selection	ON/OFF swing mode	-
		Change swing option (draft/soil prevention or standard)	-
11	LCD display without backlight		-
12	Key lock		-
13	Error code indication		-
14	IR receiver to enable compatibility with infrared remote control (disabled when lock function is activated)		-
15	Last state memory from indoor PCB		-
16	Silent mode		•
17	Turbo mode		•
18	Compressor test model (compressor force ON)		-
19	Daikin inverter error code		-
20	UART communication port (for Daikin protocol)		-
21	Backup battery		-

Specifications

› Dimensions (length x width x height) ARCWB: 0.15 m x 0.21 m x 0.04 m.
› ARCWB comes standard with a 10 metre cable, which can be extended to maximum cable length of 15 metres. ARCWB can only control one indoor unit at a time; group control is only possible when using option R04084124324.

- Standard
• By dipswitch selection
•• 1, 2 & 4 hours delay

Online controller

BRP069A41/42/43/45

Always in control,

no matter where you are



The plug-and-play Online Controller allows you to set and even schedule the temperature from anywhere using Apple or Android systems. So you can manage the unit when away from home, offering optimal climate control while saving energy.

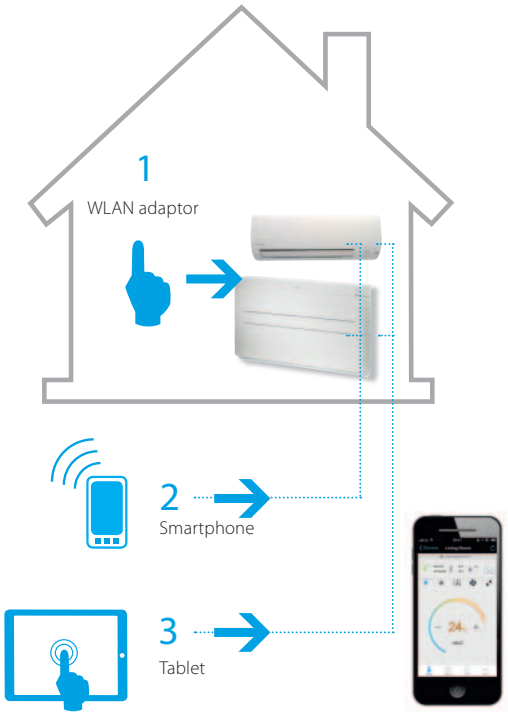

With the Daikin Online Controller application in combination with the plug-and-play wireless LAN device and an active internet connection, you can manage your unit from anywhere, offering optimal climate control while saving energy.

The Daikin Online Controller application can control and monitor the status of up to 50 units and allows you to:

- Monitor the status of your heat pump unit
- Control the operation mode, set temperature, air flow rate and direction
- Schedule the set temperature and operation mode with up to 4 actions per day for each day of the week

Connectable indoor units

BRP069A41	BRP069A42	BRP069A43	BRP069A45
› FTXG-LW/S	› FTXZ-N	› CTXS15-35K	› FTX20-25-35KV
› FTXJ-MW/S *	› FTXS35-42-50K	› FTXS20-25K	› FTX50-60KV
	› FTXS60-71G	› FTX20-25-35J3	› ATX-KV
	› FTX50-60-71GV	› FTXL-JV	› C/FTXM-M
	› FTXLS-K3	› ATXS20-25K	› FTXP-KV
	› FVXG-K	› ATX-J3	› ATXM-M
	› FVXS-F	› ATXL-JV	› ATXP-KV
	› FLXS-B(9)		
	› ATXS35-50K		

* controller included with the unit

Features Online Controller

The Daikin online controller can manage your unit in several ways.

You can operate it in-home by connecting your smartphone to a private wireless network or out-of-home by connecting your smartphone to a mobile network (e.g. 3G) or an external wireless network.

Feature	In-home operation	Out-of-home operation
Start/stop operation	•	•
Set operation mode: - Automatic - Cooling - Heating - Fan only - Dry	•	•
Set temperature point	•	•
Set weekly schedule timer Available actions: Start/stop operation, select operation mode, set temperature set point. Maximum 4 actions per day (28 actions total).	•	•
Set air flow rate	•	•
Set air flow direction	•	•
Readout current room temperature	•	•
Readout current outdoor temperature	•	•
Readout current humidity		
Readout smartphone application version	•	•
Readout wireless adapter firmware version	•	•
Readout error code (if any)	•	•
Set custom adapter name	•	•
Disable/enable adapter LED's	•	•
Child lock function	•	
Connection test function	•	
Remote adapter software updates	•	
Automatic daylight saving time function	•	•
Demo function (internet connection required)		•

Centralised control of the Sky Air and VRV system can be achieved via 3 user friendly compact remote controllers. These controls may be used independently or in combination with 1 group = several (up to 16) indoor units in combination and 1 zone = several groups in combination.
A centralised remote control is ideal for use in tenanted commercial buildings subject to random occupation, enabling indoor units to be classified in groups per tenant (zoning).
The schedule timer programmes the schedule and operation conditions for each tenant and the control can easily be reset according to varying requirements.

DCS302C51

Centralised remote control



Providing individual control of 64 groups (zones) of indoor units.

› a maximum of 64 groups (128 indoor units, max. 10 outdoor units) can be controlled
› a maximum of 128 groups (128 indoor units, max. 10 outdoor units) can be controlled via 2 centralised remote controls in separate locations
› zone control
› group control
› malfunction code display
› maximum wiring length of 1,000m (total: 2,000m)
› air flow direction and air flow rate of HRV can be controlled
› expanded timer function

DST301B51

Schedule timer



Enabling 64 groups to be programmed.

› a maximum of 128 indoor units can be controlled
› 8 types of weekly schedule
› a maximum of 48 hours back up power supply
› a maximum wiring length of 1,000m (total: 2,000m)

DCS301B51

Unified ON/OFF control



Providing simultaneous and individual control of 16 groups of indoor units.

› a maximum of 16 groups (128 indoor units) can be controlled
› 2 remote controls in separate locations can be used
› operating status indication (normal operation, alarm)
› centralised control indication
› maximum wiring length of 1,000m (total: 2,000m)

DTA113B51

Basic solution for control of Sky Air and VRV

› Rotation function
› Backup operation function.

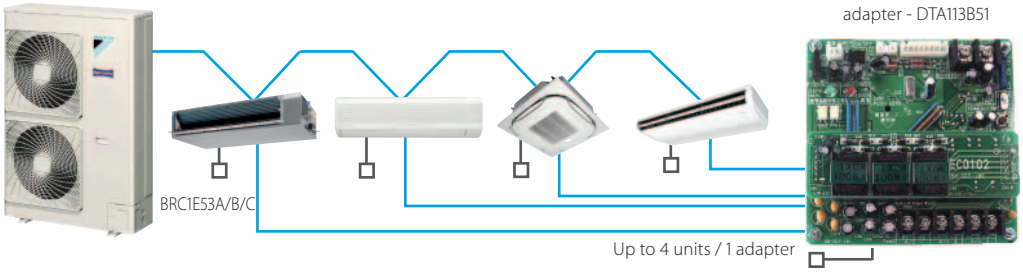

touch intelligent Controller

DCS601C51

Detailed & easy monitoring and operation of VRV systems (max. 64 indoor units groups).

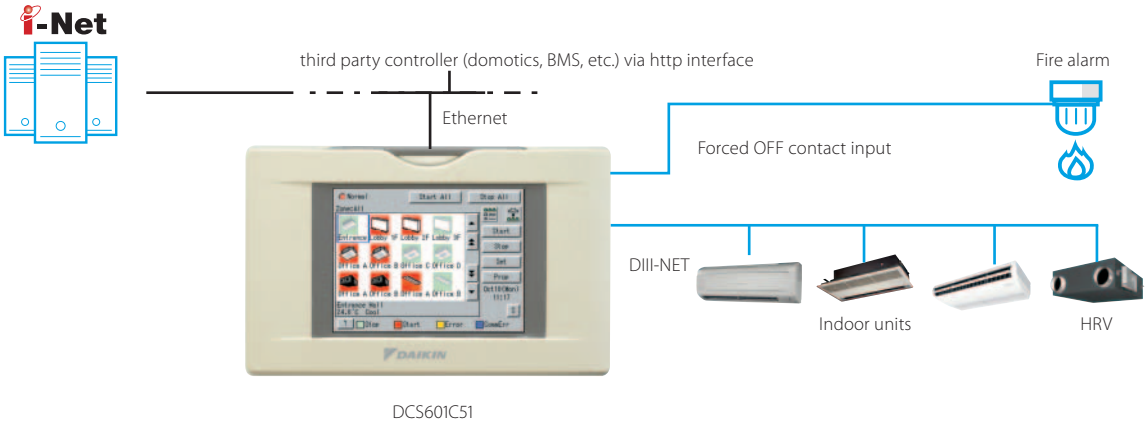

Languages
› English
› French
› German
› Italian
› Spanish
› Dutch
› Portuguese

System layout
› Up to 64 indoor units can be controlled
› Touch panel (full colour LCD via icon display)

Control
› Individual control (set point, start/stop, fan speed) (max. 64 groups/indoor units)
› Set back shedule
› Enhanced scheduling function (8 schedules, 17 patterns)
› Flexible grouping in zones
› Yearly schedule
› Fire emergency stop control
› Interlocking control
› Increased HRV monitoring and control function
› Automatic cooling / heating change-over
› Heating optimization
› Temperature limit
› Password security: 3 levels (general, administration & service)
› Quick selection and full control
› Simple navigation

Monitoring
› Visualisation via Graphical User Interface (GUI)
› Icon colour display change function
› Indoor units operation mode
› Indication filter replacement
› Multi PC

Cost performance
› Free cooling function
› Labour saving
› Easy installation
› Compact design: limited installation space
› Overall energy saving

Open interface
› Communication to any third party controller (domotics, BMS, etc.) is possible via open interface (http option DCS007A51)

Connectable to
› VRV
› HRV
› Sky Air
› Split (via interface adapter)

DCC601A51

Advanced centralised controller with Cloud connection

- Intuitive and user-friendly interface
- Flexible concept for stand alone and multi site applications
- Total solution thanks to integration of 3rd party equipment
- Monitor & control your small commercial building, no matter where you are

2 solutions:

Local solution
› Offline centralised control via stylish optional screen
› Stylish interface fits any interior

Cloud solution
› Flexible online control from any device (Laptop, tablet...)
› Monitor & control one or multiple sites
› Benchmark the energy consumption of different installations
› Energy consumption follow-up to comply with local regulations

System layout

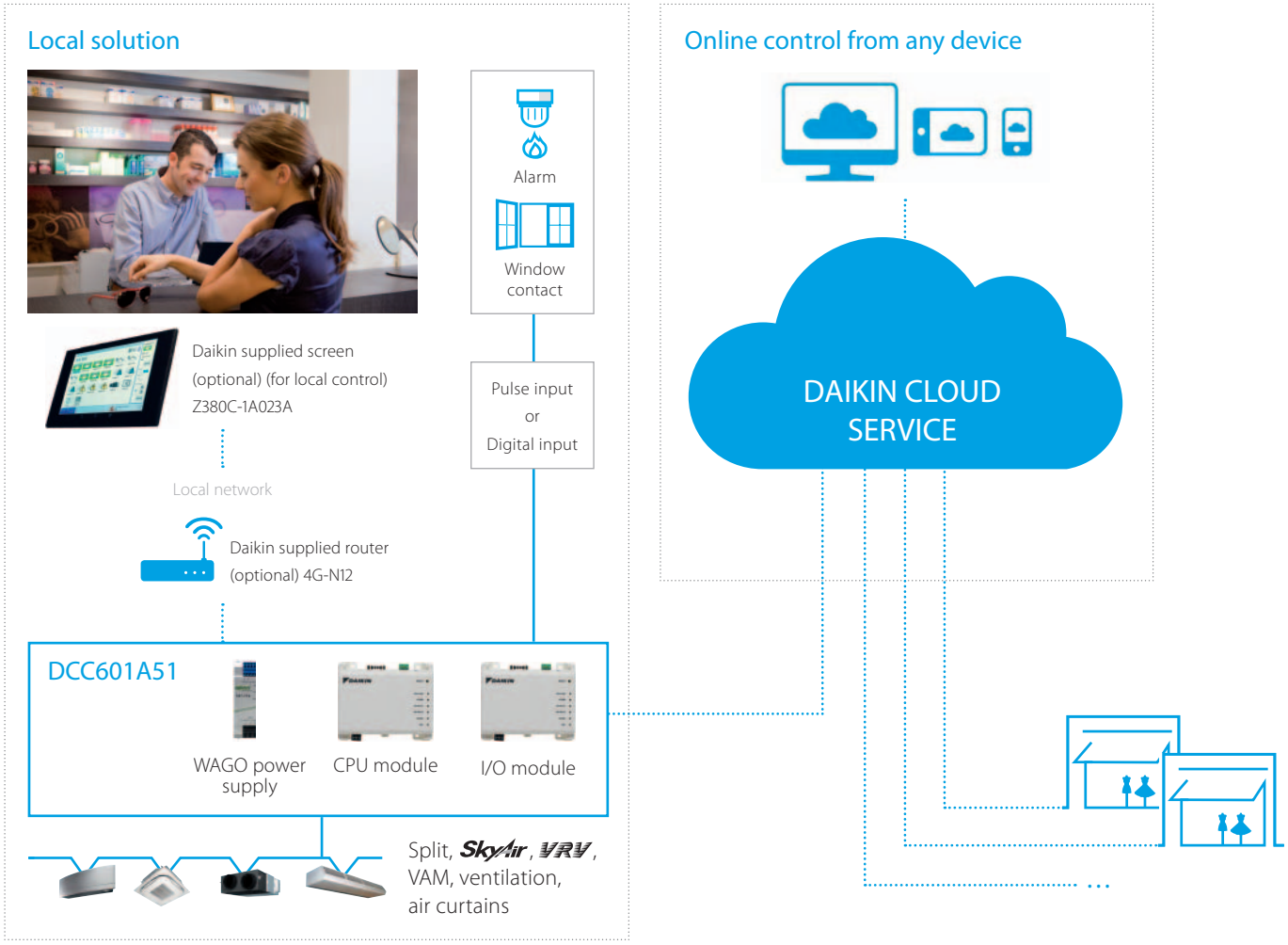

Total solution

› Total solution thanks to a large integration of Daikin products and 3rd party equipment
› Connect a wide range of Daikin units (Split, Sky Air, VRV, Ventilation, air curtains)
› Simply control your entire building centrally
› Increased customer shopping experience by better management of your shop comfort level

Daikin Cloud Services

› Control your building no matter where you are
› Monitor and control multiple sites
› Installer or technical manager can remotely login to the site in case of malfunctions for first troubleshooting
› Benchmark the energy consumption of different installations
› Manage & track your energy use
› Monitor the long time operating units to keep the consumption under control

From one to ∞ sites

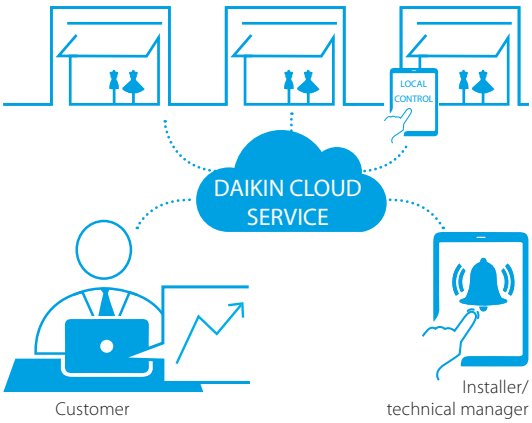

User friendly touch control

› Stylish Daikin supplied optional screen for local control fits any interior
› Intuitive and user-friendly interface
› Full solution with simple control
› Easy commissioning



Flexible

› Inputs via digital and pulse input for 3rd party equipment such as kWh meters, emergency input, window contact, …
› Modular concept allows your cloud to grow with your business
› Control up to 32 indoor unit groups , with a maximum of 32 indoor units

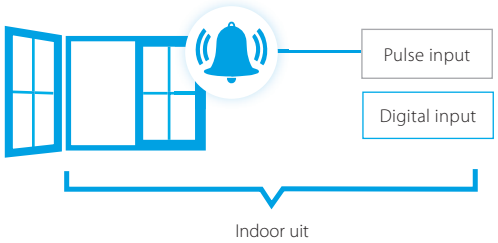

Functions overview

		Local solution	Cloud solution
Languages	EN, FR, DE, IT, ES, NL, PT	●	●
System layout	N° of connectable indoor units	32	32
	Multiple sites control		●
Monitoring & control	Basic control functions (ON/OFF, mode, filter sign, setpoint, fan speed, ventilation mode, …)	●	●
	Remote control prohibition	●	●
	All devices ON/OFF	●	●
	Group control	●	●
	Weekly schedule	●	●
	Interlock control	●	●
	Set point limitation	●	●
	Visualisation of energy use per operation mode		●
	Error e-mail		●
Connectable to	DX split, Sky Air, VRV	●	●
	VAM, VKM ventilation	●	●
	Air curtains	●	●

intelligent touch Manager

DCM601A51

Mini BMS

with full integration across all product pillars

- Price competitive mini BMS
- Cross-pillar integration of Daikin products
- Integration of third party equipment

System overview

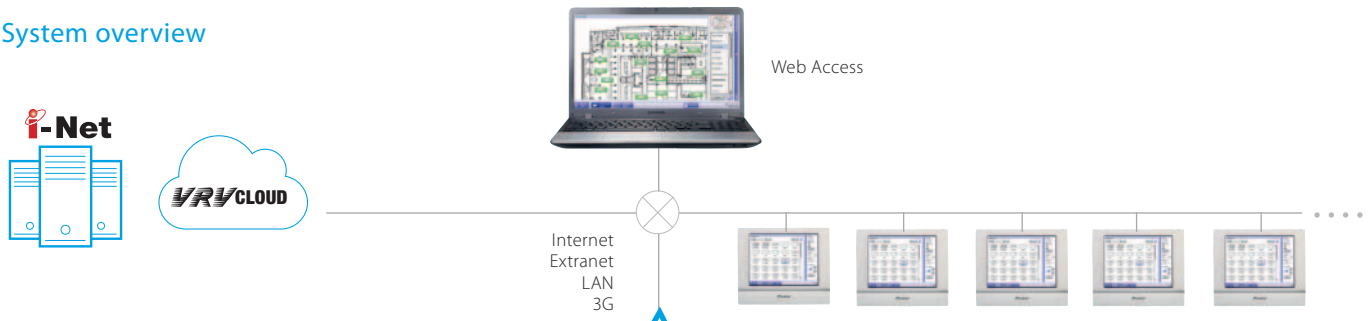

Integration of third party equiqment

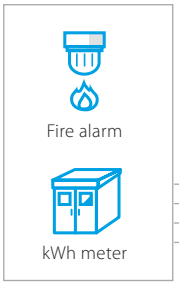

Di/Pi line
Max. 200m

intelligent touch Manager
DCM601A51



BACnet/IP protocol



WAGO interface

Analog/digital/pulse objects

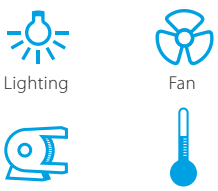

I/O module
I/O module

Multi state objects



Full control of Daikin HVAC-R portfolio

ITM plus adaptor line

Max. 7 adapters



DCM601A52

Di/Pi port



Direct plug & play connection!

Split
Sky Air
VRV
indoor units,
air curtain,
hydrobox,
air handling units



Fan coil units

Chillers and AHU

Refrigeration

touch intelligent Manager



User friendliness

› Intuitive user interface
› Visual lay out view and direct access to indoor unit main funtions
› All functions direct accessible via touch screen or via web interface

Smart energy management

› Monitoring if energy use is according to plan
› Helps to detect origins of energy waste
› Powerful schedules guarantee correct operation throughout the year
› Save energy by interlocking A/C operation with other equiment such as heating

Flexibility

› Cross-pillar integration (heating, air conditioning, applied systems, refrigeration, air handling units)
› BACnet protocol for 3rd party products integration
› I/O for integration of equipment such as lights, pumps… on WAGO modules
› Modular concept for small to large applications
› Control up to 512 indoor unit groups via one ITM and combine multiple ITM via web interface

Easy servicing and commissioning

› Remote refrigerant containment check preventing on site visit
› Simplified troubleshooting
› Save time on commissioning thanks to the pre-commissioning tool
› Auto registration of indoor units



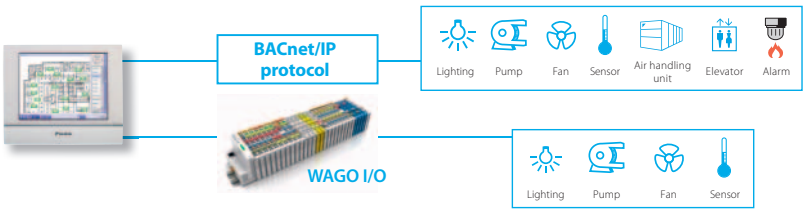

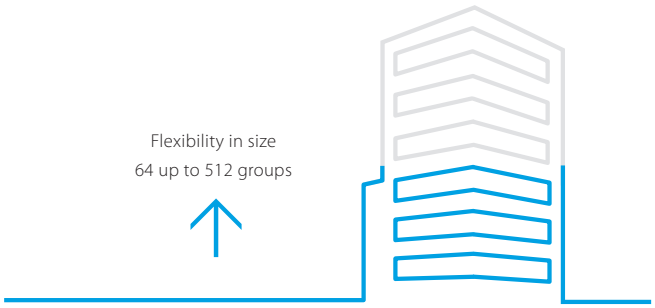

Functions overview



Languages
› English
› French
› German
› Italian
› Spanish
› Dutch
› Portuguese

System layout
› Up to 512 unit groups can be controlled (ITM plus Integrator + 7 iPU (incl. iTM adaptor)
› Ethernet TCP/IP

Management
› Web access
› Power Proportional Distribution (option)
› Operational history (malfunctions, …)
› Smart energy management
- monitor if energy use is according to plan
- detect origins of energy waste
› Setback function
› Sliding temperature

Control
› Individual control (512 groups)
› Schedule setting (Weekly schedule, yearly calender, seasonal schedule)
› Interlock control
› Setpoint limitation
› Temperature limit

WAGO Interface
› Modular integration of 3rd party equipment
- WAGO coupler (interface between WAGO and Modbus)
- Di module
- Do module
- Ai module
- Ao module
- Thermistor module
- Pi module

Connectable to
- DX Split, Sky Air, VRV
- Chillers (via POL638.70 controller)
- Daikin AHU
- Fan coils
- Daikin Altherma Flex type
- LT and HT hydroboxes
- Air curtains
- WAGO I/O
- BACnet/IP protocol

Modbus Interface

RTD

RTD-RA

› Modbus interface for monitoring and control of residential indoor units

RTD-NET

› Modbus interface for monitoring and control of Sky Air, VRV, VAM and VKM

RTD-10

› Advanced integration into BMS of Sky Air, VRV, VAM and VKM through either:
- Modbus
- Voltage (0-10V)
- Resistance

› Duty/standby function for server rooms

RTD-20

› Advanced control of Sky Air, VRV, VAM/VKM and air curtains
› Clone or independent zone control
› Increased comfort with integration of CO_2 sensor for fresh air volume control
› Save on running costs via
- pre/post and trade mode
- set point limitation
- overall shut down
- PIR sensor for adaptive deadband

RTD-HO

› Modbus interface for monitoring and control of Sky Air, VRV, VAM and VKM
› Intelligent hotel room controller

RTD-W

› Modbus interface for monitoring and control of Daikin Altherma Flex Type, VRV HT hydrobox and small inverter chiller



Overview functions







Main functions			RTD-RA	RTD-NET	RTD-10	RTD-20	RTD-HO
Dimensions	H x W x D	mm	80 x 80 x 37,5	100 x100 x 22			
Key card + window contact							✓
Set back function			✓				✓
Prohibit or restrict remote control functions (setpoint limitation, ...)			✓	✓	✓	✓**	✓
Modbus (RS485)			✓	✓	✓	✓	✓
Group control			✓(1)	✓	✓	✓	✓
0 - 10 V control					✓	✓	
Resistance control					✓	✓	
IT application			✓		✓		
Heating interlock					✓	✓	
Output signal (on/defrost, error)					✓	✓****	✓
Retail application						✓	
Partitioned room control						✓	
Air curtain				✓***	✓***	✓	

(1): By combining RTD-RA devices

Control functions	RTD-RA	RTD-NET	RTD-10	RTD-20	RTD-HO
On/Off	M,C	M	M,V,R	M	M*
Set point	M	M	M,V,R	M	M*
Mode	M	M	M,V,R	M	M*
fan	M	M	M,V,R	M	M*
Louver	M	M	M,V,R	M	M*
HRV Damper control		M	M,V,R	M	
Prohibit/Restrict functions	M	M	M,V,R	M	M*
Forced thermo off	M				

Monitoring functions	RTD-RA	RTD-NET	RTD-10	RTD-20	RTD-HO
On/Off	M	M	M	M	M
Set point	M	M	M	M	M
Mode	M	M	M	M	M
fan	M	M	M	M	M
Louver	M	M	M	M	M
RC temperature		M	M	M	M
RC mode		M	M	M	M
nbr units		M	M	M	M
Fault	M	M	M	M	M
Fault code	M	M	M	M	M
Return air temperature (Average /Min/Max)	M	M	M	M	M
Filter alarm		M	M	M	M
Termo on	M	M	M	M	M
Defrost		M	M	M	M
Coil In/Out temperature	M	M	M	M	M



Main functions			RTD-W
Dimensions	H x W x D	mm	100x100x22
On/off prohibition			✓
Modbus RS485			✓
Dry contact control			✓
Output signal (operation error)			✓
Space heating / cooling operation			✓
Domestic hot water control			✓
Smart Grid control			

Control functions	
On/Off Space heating/cooling	M,C
Set point leaving water temperature (heating / cooling)	M,V
Room temperature setpoint	M
Operation mode	M
Domestic Hot water ON	
Domestic Hot Water reheat	M,C
Domestic Hot Water reheat setpoint	
Domestic Hot Water storage	M
Domestic Hot Water Booster setpoint	
Quiet mode	M,C
Weather dependent setpoint enable	M
Weather dependent curve shift	M
Fault/pump info relay choice	
Control source prohibition	M

Smart grid mode control	
Prohibit Space heating/cooling	
Prohibit DHW	
Prohibit Electric heaters	
Prohibit All operation	
PV available for storage	
Powerful boost	

Monitoring functions	
On/Off Space heating/cooling	M,C
Set point leaving water temperature (H/C)	M
Room temperature setpoint	M
Operation mode	M
Domestic Hot Water reheat	M
Domestic Hot Water storage	M
Number of units in the group	M
Average leaving water temperature	M
Remocon room temperature	M
Fault	M,C
Fault code	M
Circulation pump operation	M
Flow rate	
Solar pump operation	
Compressor status	M
Desinfection operation	M
Setback operation	M
Defrost/ start up	M
Hot start	
Booster Heater operation	
3-Way valve status	
Pump running hours accumulated	M
Compressor running hours accumulated	
Actual leaving water temperature	M
Actual return water temperature	M
Actual DHW tank temperature (*)	M
Actual refrigerant temperature	
Actual outdoor temperature	M

M : Modbus / R : Resistance / V : Voltage / C: control
* : only when room is occupied / ** : setpoint limitation / (*) if available
*** : no fan speed control on the CYV air curtain / **** : run & fault

DIII-net Modbus interface



EKMBDXA

Integrated control system for seamless connection between Split, Sky Air, VRV and small inverter chillers and BMS systems

› Communication via Modbus RS485 protocol
› Detailed monitoring and control of the VRV total solution
› Easy and fast installation via DIII-net protocol
› As the Daikin DIII-net protocol is being used, only one modbus interface is needed for a group of Daikin systems (up to 10 outdoor unit systems).



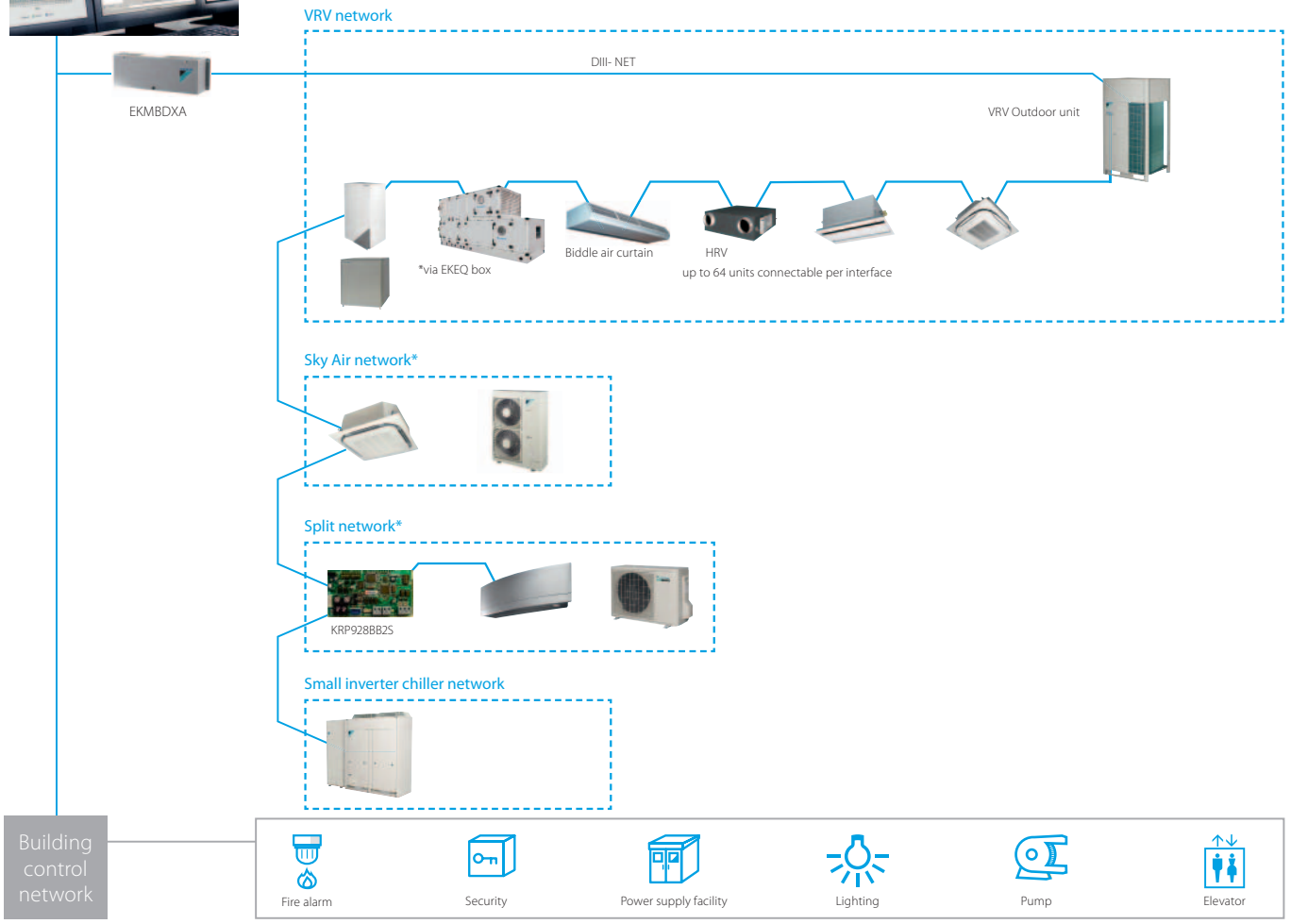

* Additional centralized controller might be required. For more information contact your local dealer.

			EKMBDXA7V1
Maximum number of connectable indoor units			64
Maximum number of connectable outdoor units			10
Communication	DIII-NET - Remark		DIII-NET (F1F2)
	Protocol - Remark		2 wire; communication speed: 9600 bps or 19200 bps
	Protocol - Type		RS485 (modbus)
	Protocol - Max. Wiring length	m	500
Dimensions	HeightxWidthxDepth	mm	124x379x87
Weight		kg	2.1
Ambient temperature - operation	Max.	°C	60
	Min.	°C	0
Installation			Indoor installation
Power supply	Frequency	Hz	50
	Voltage	V	220-240

Modbus interface

Integrate chillers, fan coil units and air handling units in BMS systems via modbus protocol



(1) The communication module is integrated in the controller (2) Connection to FWV-D, FWL-D & FWM-D (3) Connection to FWV-D, FWL-D, FWM-D and to FWZ-A, FWR-A, FWS-A

Integrate Refrigeration units in BMS systems via modbus protocol



* For all connectable indoor units and Biddle air curtains please refer to the Conveni-pack pages in this catalogue

KNX interface

KLIC-DD
KLIC-DI

Integration of Split, Sky Air and VRV in HA/BMS systems

Connect split indoor units to KNX interface for Home Automation system



Connect Sky Air / VRV indoor units to KNX interface for BMS integration

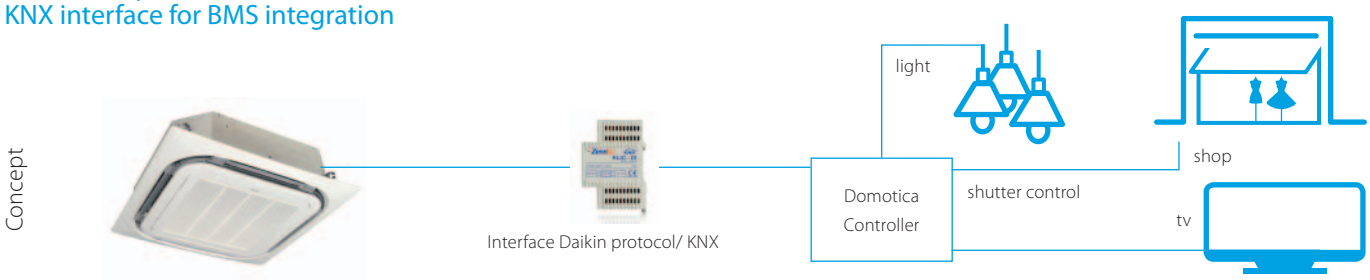

KNX interface line-up

The integration of Daikin indoor units through the KNX interface allows monitoring and control of several devices, such as lights and shutters, from one central controller. One particularly important feature is the ability to programme a 'scenario' - such as "Home leave" - in which the end-user selects a range of commands to be executed simultaneously once the scenario is selected. For instance in "Home leave", the air conditioner is off, the lights are turned off, the shutters are closed and the alarm is on.

KNX interface for

	 KLIC-DD Size 45x45x15mm	 KLIC-DI Size 90x60x35mm	
	Split	Sky Air	VRV
Basic control			
On/Off	●	●	●
Mode	Auto, heat, dry, fan, cool	Auto, heat, dry, fan, cool	Auto, heat, dry, fan, cool
Temperature	●	●	●
Fan speed levels	3 or 5 + auto	2 or 3	2 or 3
Swing	Stop or movement	Stop or movement	Swing or fixed positions (5)
Advanced functionalities			
Error management	Communication errors, Daikin unit errors		
Scenes	●	●	●
Auto switch off	●	●	●
Temperature limitation	●	●	●
Initial configuration	●	●	●
Master and slave configuration		●	●

BACnet Interface

DMS502A51 / EKACBACMSTP / EKCMBACIP / EKCMBACMSTP

Integrated control system for seamless connection between VRV, applied systems, air handling units and BMS systems

- Interface for BMS system
- Communication via BACnet protocol (connection via Ethernet)
- Unlimited sitesize
- Easy and fast installation
- PPD data is available on BMS system (only for VRV)

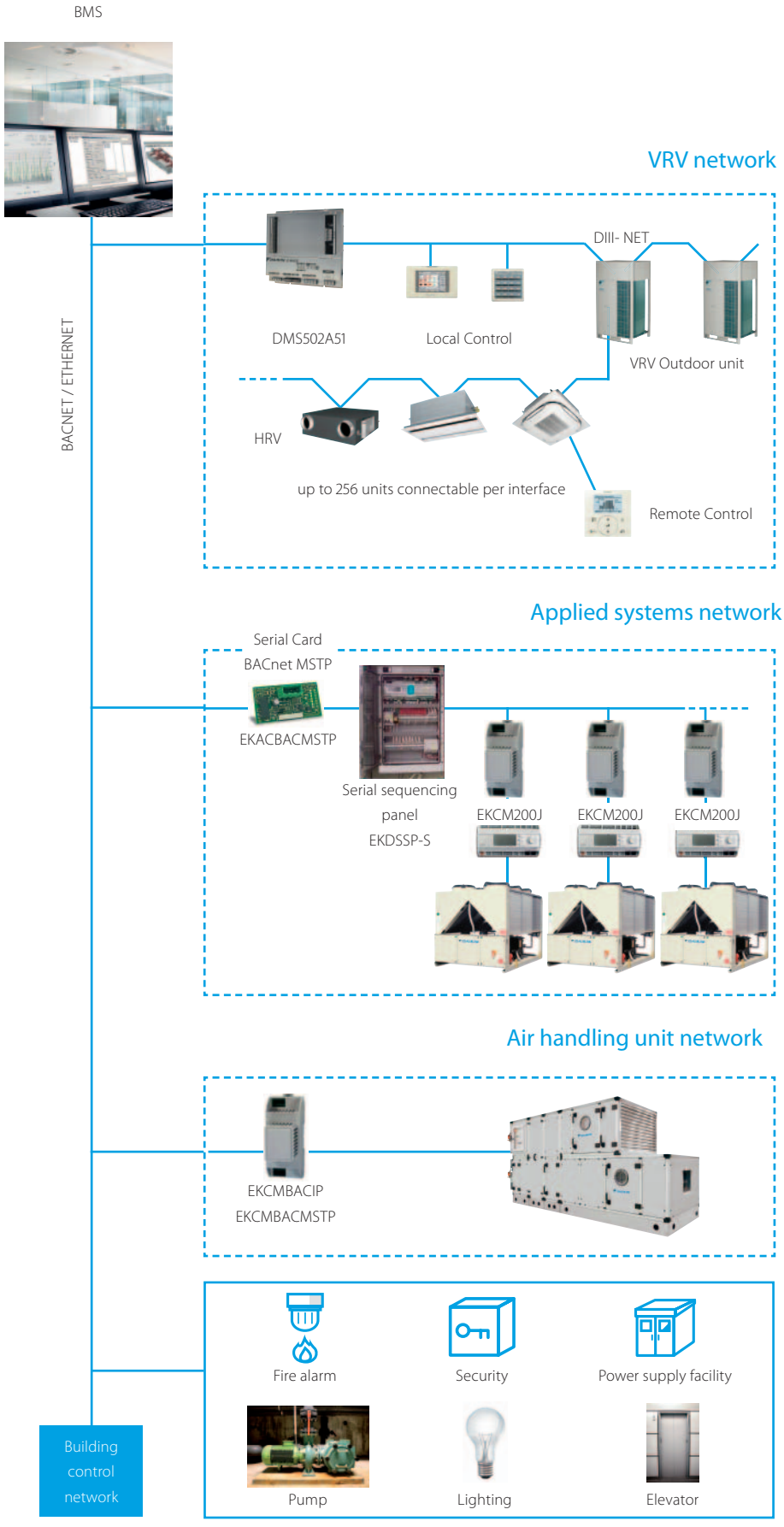

LonWorks Interface

DMS504B51 / EKACLONP

Open network integration of VRV and applied systems monitoring and control functions into LonWorks networks

- Interface for Lon connection to LonWorks networks
- Communication via Lon protocol (twisted pair wire)
- Unlimited sitesize
- Quick and easy installation

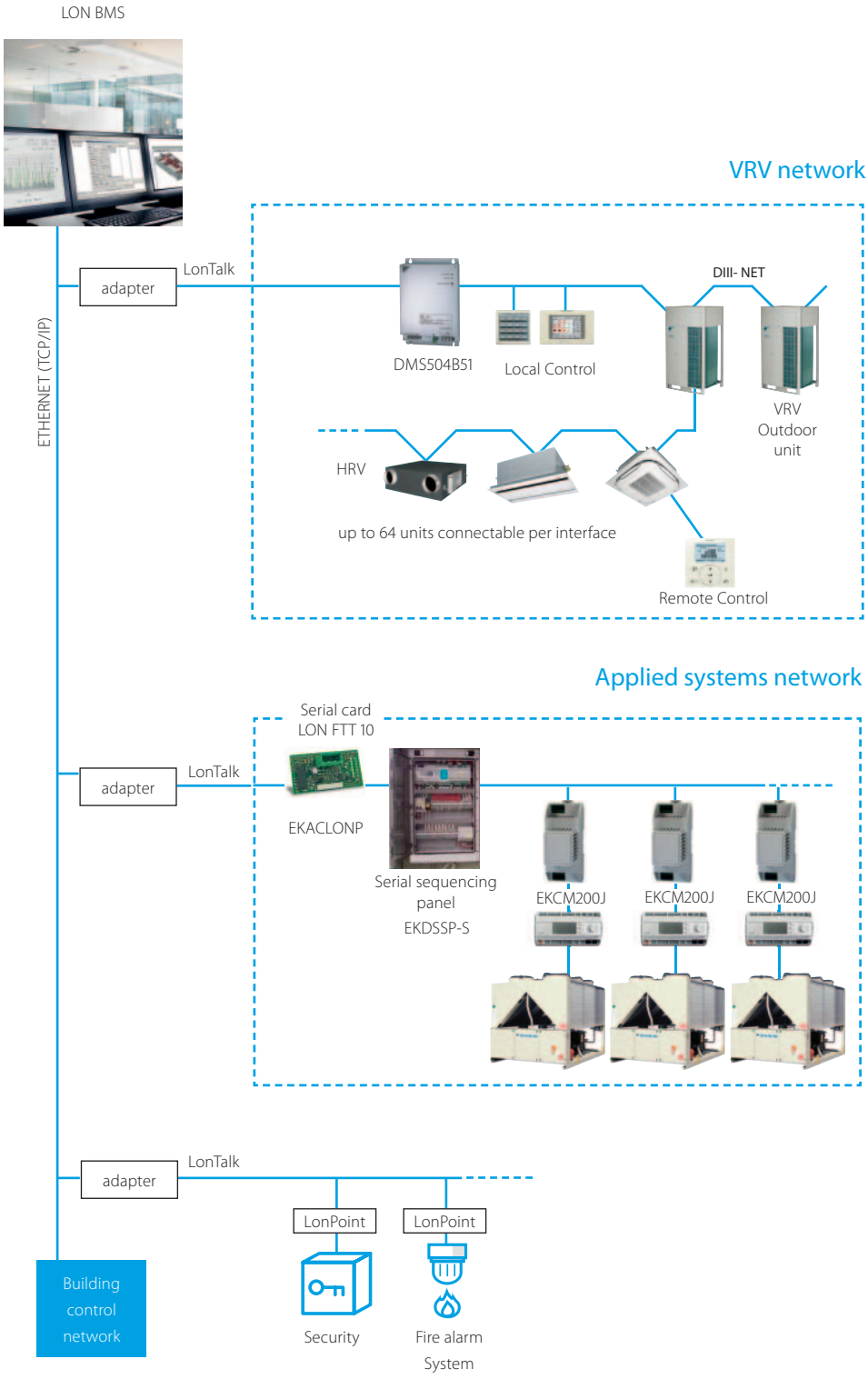

Daikin Configurator Software

EKPCCAB3

Simplified commissioning: graphical interface to configure, commission and upload system settings

Simplified commissioning

The Daikin configurator for Daikin Altherma and VRV is an advanced software solution that allows for easy system configuration and commissioning:

› Less time is required on the roof configuring the outdoor unit
› Multiple systems at different sites can be managed in exactly the same way, thus offering simplified commissioning for key accounts
› Initial settings on the outdoor unit can be easily retrieved



Simplified commissioning

Retrieve initial system settings





What is I-Net?

A service based on our global remote monitoring technology, keeping your system trouble-free and working with top efficiency.

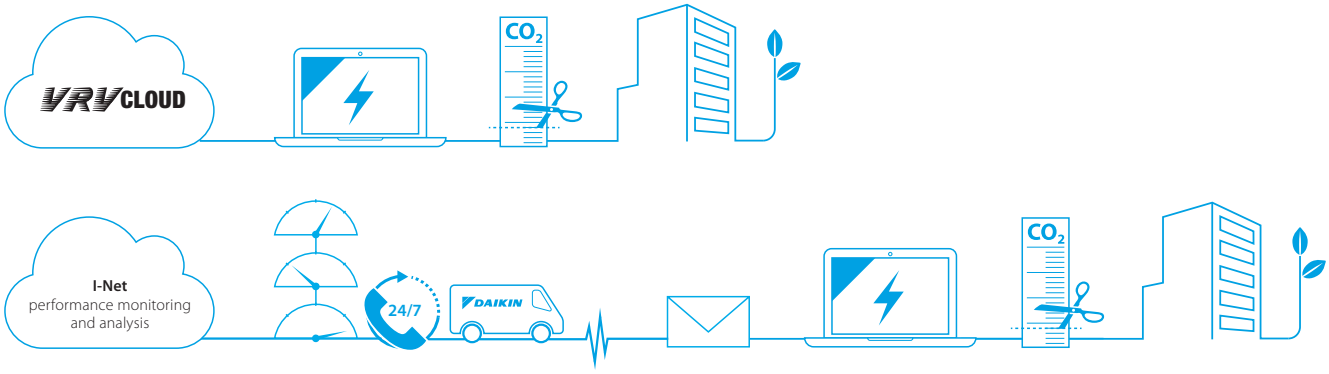

What does I-Net offer you

Safeguarding the lifelong optimum operation of your air conditioning system means getting geared up to operate the system in a energy efficient way and reduce unexpected breakdowns and costs to the absolute minimum. This is where I-Net helps to improve the effectiveness of your building management.

I-Net is about 'being connected' with Daikin, the Internet-based link between you, your air conditioning system and Daikin's Remote Monitoring Centre. This allows you to monitor your energy consumption and Daikin's expert service engineers to monitor your entire system's status non-stop, all year round. Through predicting malfunctions and offering technical advice from data analysis, you can maximise equipment uptime, as well as controlling energy costs with no sacrifice in comfort levels. By doing this, i-Net will prevent problems, prolong your system's service life while reducing the energy bill.

I-Net Services

i-Net consists of 2 main services: the VRV Cloud and I-Net performance monitoring and analysis.

VRV Cloud

The VRV Cloud puts you in the driving seat of your energy management. The easy-to-use energy data trending and analytic tools puts you in control and shows you CO_2 footprint reduction opportunities and energy savings of up to 15%.

Saving starts by measuring. Enhance your company's sustainability !

I-Net performance monitoring and analysis

Focus on your core business and hand the HVAC over to Daikin. Daikin I-Net connects your system continuously with Daikin. It notifies alarms and early warnings of system deviations to maximise system uptime and the comfort of the people in the building. Service providers have webbased access to operation data so that they are fully prepared when they arrive on-site. Specialists run trend analyses. All of which boosts your system's reliability by ensuring that it is running at optimum efficiency.

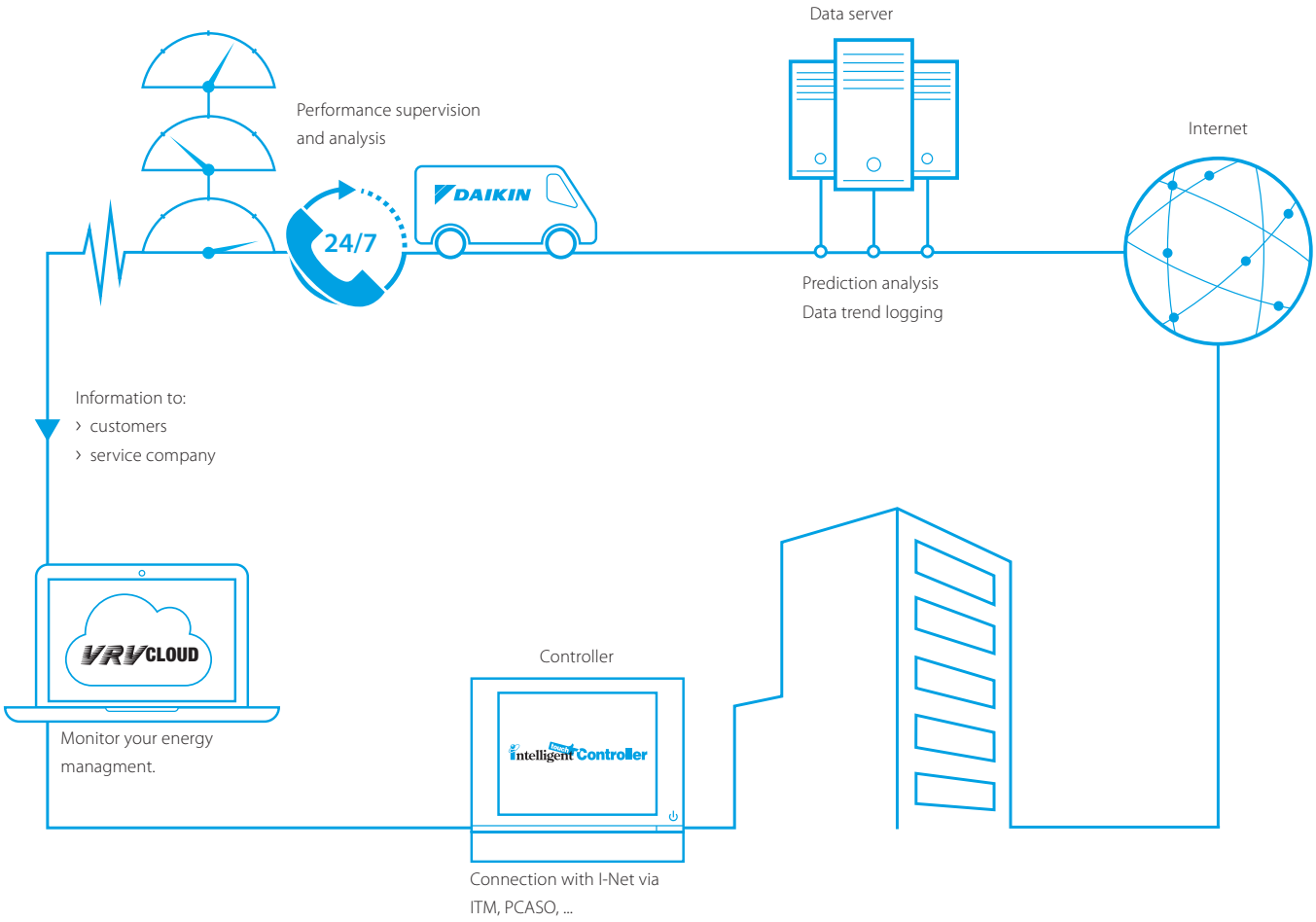

i-Net

Daikin VRV Cloud

Helps you manage your energy through Daikin technology.

› Intelligent energy visualization tool that helps you with your energy management
› 24/7 online monitoring by the customer from any location.
› User friendly visualization of VRV energy management (kWh)
› Analysis support of waste operation
› Multiple site monitoring

Performance monitoring

Daikin's unique I-Net Service aims to prevent the equipment coming to an unexpected stop or needing emergency repair.

Fast response, better prepared

› If an alarm does occur, the service provider is immediately alerted and receives all crucial information.
› Early fault indication (predictions) : operation data are 24/7 checked by I-Net prediction algorithms to act as early as possible, averting unscheduled breakdowns.
› Performance Supervision by Daikin experts enhances a maintenance plan.
› This service aims to enhance the service level, to respond fast and accurate, to save on unexpected repair costs and assure the peace of mind. Repetitive interventions and disturbance of building tenants and maintenance teams are kept to a minimum.

Long lifetime systems

› I-Net will maximise the installation's lifetime, by assuring the equipment runs in optimal conditions and avoid unnecessary stress on components.

Analysis

Be connected with Daikin's experts, this gives you a clear overview of operability and use of the air conditioning system.

› Daikin continuously monitors energy, operation and comfort data. Thanks to periodic analysis of the data, Daikin can suggest ways of improving performance.
› if there is a problem, Daikin specialists will analyse the operation data history to provide remote support.

Wireless room temperature sensor

K.RSS

Flexible and easy installation

- Accurate temperature measurement thanks to flexible placement of the sensor
- No need for wiring
- No need to drill holes
- Ideal for refurbishment

Connection diagram Daikin indoor unit PCB (FXSQ example)



Specifications

			Wireless room temperature sensor kit (K.RSS)	
			Wireless room temperature receiver	Wireless room temperature sensor
Dimensions		mm	50 x 50	ø 75
Weight		g	40	60
Power supply			16VDC, max. 20 mA	N/A
Battery life			N/A	+/- 3 years
Battery type			N/A	3 Volt Lithium battery
Maximum range		m	10	
Operation range		°C	0~50	
Communication	Type		RF	
	Frequency	MHz	868.3	

- Room temperature is sent to the indoor unit every 90 seconds or if the temperature difference is 0.2°C or larger.

Wired room temperature sensor

KRCS01-1B
KRCS01-4B



- Accurate temperature measurement, thanks to flexible placement of the sensor

Specifications

Dimensions (HxW)	mm	60 x 50
Weight	g	300
Length of branch wiring	m	12

ADAPTER PCBs

Simple solutions for unique requirements

Concept and benefits

› Low cost option to satisfy simple control requirements
› Deployed on single or multiple units

			Connectable to:		
			Split	Sky Air	VRV
	**(E)KRP1B*** adapter for wiring	• Facilitates integration of auxiliary heating apparatus, humidifiers, fans, damper • Powered by and installed at the indoor unit		●	●
	**KRP2A*/KRP4A*** Wiring adapter for electrical appendices	• Remotely start and stop up to 16 indoor units (1 group) (KRP2A* via P1 P2) • Remotely start and stop up to 128 indoor units (64 groups) (KRP4A* via F1 F2) • Alarm indication/ fire shut down • Remote temperature setpoint adjustment • Cannot be used in combination with a central controller		●	●
	**KRP58M3**	• Low noise and demand control option for RZQ200/250C		●	
	**SB.KRP58M51**	• Low noise and demand control option for RZQG and RZQSG single phase • Includes mounting plate EKMKSA1		●	
	**KRP58M51**	• Low noise and demand control option for RZQG1 and RZQSG 3 phase		●	
	**DTA104A*** Outdoor Unit External Control Adapter	• Individual or simultaneous control of VRV system operating mode • Demand control of individual or multiple systems • Low noise option for individual or multiple systems			●
	**DCS302A52** Unification adapter for computerized control	• Enables unified display (operation/malfunction) and unified control (ON/OFF) from BMS system • Must be used together with Intelligent Touch Controller or intelligent Touch Manager • Cannot be combined with KRP2/4* • Can be used for all VRV indoor models			●
	**KRP928*** Interface adapter for DIII-net	• Allows integration of split units to Daikin central controls	●		
	**KRP413*** Wiring adapter normal open contact / normal open pulse contact	• Switch off auto restart after power failure • Indication of operation mode / error • Remotely start /stop • Remotely change operation mode • Remotely change fan speed	●		
	**KRP980*** Adapter for split units without an S21 port	• Connect a wired remote control • Connect to Daikin central controls • Allow external contact	●		

Some adapters require an installation box, refer to the option lists for more information

Accessories

EKRORO		• External ON/OFF or forced off • Example: door or window contact
EKRORO 3		• External ON/OFF or forced off • F1/F2 contact • Example: door or window contact
KRC19-26A		• Mechanical cool/heat selector • Allows switching over an entire system between cooling/heating/fan only • Connects to the A/B/C terminals of the unit
BRP2A81		• Cool/heat selector PCB • Required to connect KRC19-26A to a VRV IV outdoor unit

DCC601A51

		Options for local control	Cloud options	Software
Zenpad 8" Tablet for local control	Z380C	●	–	–
Asus 4G-N12 router	4G-N12	●	–	–
Online control - for remote montoring and control	DCC001A51	–	●	–
Multi site – for remote monitoring, control and comparison of multiple sites (needed for each site)	DCC002A51	–	●	–
Energy saving – activates automatic energy saving function	DCC003A51	–	●	–
Full – contains packs DCC001/002/003A51	DCC004A51	–	●	–
App for tablet – Application to run on Z380C tablet (download from Play store, Android only)		–	–	●
Commisioning tool		–	–	●
Software update tool		–	–	●

Intelligent Touch Manager

		Intelligent Manager
		Options & software
iTM plus adapter – Allows connection of an additional 64 indoor units/groups. Up to 7 adapters can be connected	DCM601A52	●
iTM ppd software – Allows distribution of used kWh by indoor units connected to the iTM	DCM002A51	●
iTM energy navigator – Energy management option	DCM008A51	●
iTM BACnet Client option – Enables integration of third party devices to the iTM via the BACnet/IP protocol. (This is not a gateway and cannot replace DMS502B51)	DCM009A51	●

Standard protocol interfaces

		DMS504B51	DMS502A51
		LonWorks Interface	BACnet Interface
Interface adapter for connection to RA units	KRP928A2S	●	●
Interface adapter for connection to R-407C/R-22 Sky Air units	DTA102A52	●	●
Interface adapter for connection to R-410A Sky Air units	DTA112B51	●	●
DIII board	DAM411B51	-	●
Digital input/output	DAM412B51	-	●

Power supply

T1 = 3~, 220V, 50Hz
V1 = 1~, 220-240V, 50Hz
VE = 1~, 220-240V/220V, 50Hz/60Hz*
V3 = 1~, 230V, 50Hz
VM = 1~, 220~240V/220~230V, 50Hz/60Hz
W1 = 3N~, 400V, 50Hz
Y1 = 3~, 400V, 50Hz

* For VE power supply only 1~, 220-240V, 50Hz data is displayed in this catalogue.

Conversion table refrigerant piping

inch	mm
1/4″	6.4 mm
3/8″	9.5 mm
1/2″	12.7 mm
5/8″	15.9 mm
3/4″	19.1 mm
7/8″	22.2 mm
1 1/8″	28.5 mm
1 3/8″	34.9 mm
1 5/8″	41.3 mm
1 3/4″	44.5 mm
2″	50.8 mm
2 1/8″	54 mm
2 5/8″	66.7 mm

F-gas regulation

For fully/partially charged equipment: contains fluorinated greenhouse gases. Actual refrigerant charge depends on the final unit construction, details can be found on the unit labels.

For non pre-charged equipment (Chillers: split chiller (SEHVX/SERHQ), condensing units and condenserless chillers + refrigeration (LCBKQ-AV1, JEHCCU/JEHSCU and ICU): Its functioning relies on fluorinated greenhouse gases.

Measuring conditions

Air conditioning

1) Nominal cooling capacities are based on:	
Indoor temperature	27°CDB/19°CWB
Outdoor temperature	35°CDB
Refrigerant piping length	7.5m - 8/5m VRV
Level difference	0m
2) Nominal heating capacities are based on:	
Indoor temperature	20°CDB
Outdoor temperature	7°CDB/6°CWB
Refrigerant piping length	7.5m - 8/5m VRV
Level difference	0m

Applied systems

Air cooled	Cooling only	Evaporator: 12°C/7°C	Ambient: 35°CDB
	Heat pump	Evaporator: 12°C/7°C	Ambient: 35°C
		Condenser: 40°C/45°C	Ambient: 7°CDB/6°CWB
Water cooled	Cooling only	Evaporator: 12°C/7°C	
		Condenser: 30°C/35°C	
	Heating only	Evaporator: 12°C/7°C	
		Condenser: 40°C/45°C	
Condenserless chiller		Evaporator: 12°C/7°C	
		Condensing temperature: 45°C / liquid temperature: 40°C	
Fan coil units	Cooling	Room temperature: 27°CDB /19°CWB	
		Water inlet/outlet temperature: 7°C/12°C	
	Heating	Room temperature: 20°C 2 pipe: Water inlet temperature: 50°C (same water flow as in cooling mode) 4 pipe: Water inlet/outlet temperature: 70°C/60°C	

The sound pressure level is measured via a microphone at a certain distance from the unit. It is a relative value, depending on the distance and acoustic environment (for measuring conditions: please refer to the technical databooks).
The sound power level is an absolute value indicating the "power" which a sound source generates.
For more detailed information please consult our technical databooks.

Notes:

Notes:

Notes:

Notes:

Notes:

Benefits

We care icons



Seasonal efficiency, smart use of energy
Seasonal efficiency gives a more realistic indication on how efficient air conditioners operate over an entire heating or cooling season.



Auto-cleaning filter
The filter automatically cleans itself once per day. Simplicity of upkeep means optimum energy efficiency and maximum comfort without the need for expensive or time-consuming maintenance.



Inverter technology
In combination with inverter controlled outdoor units



2 area intelligent eye
Air flow is sent to a zone other than where the person is located at that moment. Detection is done in 2 directions: left and right. If no people are detected, the unit will automatically switch over to the energy-efficient setting.



3 area intelligent eye
Air flow is sent to a zone other than where the person is located at that moment. Detection is done in 3 directions : left, front and right. If no people are detected, the unit will automatically switch over to the energy-efficient setting and eventually switch off.



Energy saving during operation standby
Current consumption is reduced by about 80 % when operating on standby.



Night set mode
Saves energy, by preventing overcooling or overheating during night time.



Econo mode
This function decreases the power consumption so that other applicances that need large power consumption can be used. This function is also energy saving.



Movement sensor
The sensor detects whether someone is in the room. When the room is empty, the unit switches to economy mode after 20 minutes and restarts when a person enters the room.



Home leave operation
During absence, the indoor temperature can be maintained at a certain level.



Fan only
The air conditioner can be used as fan, blowing air without cooling or heating.



Free cooling
By exploiting the low external air temperatures to cool the water, free cooling reduces the load on the compressors and decreases considerably the annual operating costs during the cold season.



Floor & presence sensor
The presence sensor directs the air away from any person detected in the room, when the air flow control is on. The floor sensor detects the average floor temperature and ensures an even temperature distribution between ceiling and floor.

Comfort



Comfort mode
The unit automatically changes the angle of the air discharge louvre depending on the mode. In cooling operation the air will be directed rather upwards to avoid cold draught, while in heating operation the air will be directed rather downwards to avoid cold feet.



Powerful mode
If the temperature in the room is too high/low, it can be cooled down/heated quickly by selecting the 'powerful mode'. After the powerful mode is turned off, the unit returns to the preset mode.



Whisper quiet
Daikin units are whisper quiet. (with sound levels as low as 19dBA)



Outdoor unit silent operation
To ensure a quiet environment for the neighbourhood the user can lower the operation sound of the outdoor unit by 3 dB(A) via remote control.



Comfortable sleeping mode
Increased comfort function that follows a specific temperature fluctuation rhythm.



Draught prevention
When starting to warm up or when the thermostat is off, the air discharge direction is set horizontally and the fan to low speed, to prevent draught. After warming up, air discharge and fan speed are set as desired.



Auto cooling-heating changeover
Automatically selects cooling or heating mode to achieve the set temperature (heat pump types only).



Indoor unit silent operation
To ensure a quiet environment for studying or sleeping the user can lower the operation sound of the indoor unit by 3 dB(A) via remote control.



Night quiet mode (cooling only)
Lowers the operation sound of the outdoor unit automatically at night.
Installer has to make special setting on outdoor unit or wired remote controller, depending on model.



Radiant heat
The front panel of the indoor unit radiates additional heat to add to your comfort on cold days

Air flow



Ceiling soiling prevention
A special function prevents air blowing out too long in horizontal position, to prevent ceiling stains.



Vertical auto swing
Possibility to select automatic vertical moving of the air discharge louvre, for uniform air flow and temperature distribution.



Auto fan speed
Automatically selects the necessary fan speed to reach or maintain the set temperature.



Individual flap control
Flexible installation thanks to the possibility of easily closing one flap via the wired remote controller, to suit any new room configuration. Optional closure kits are available as well.



3-D Air flow
This function combines Vertical and Horizontal auto-swing to circulate a stream of cool/warm air right to the corners of even large spaces.



Horizontal auto swing
Possibility to select automatic horizontal moving of the air discharge louvre, for uniform air flow and temperature distribution.



Fan speed steps
Allows to select up to the given number of fan speed.

Benefits

Humidity control



Ururu - humidification
Moisture is absorbed from the outdoor air and evenly distributed throughout the indoor areas.



Dry programme
Allows humidity levels to be reduced without variations in room temperature.



Sarara - dehumidification
Reduces indoor humidity, without affecting the room temperature, by mixing cool, dry air with warm air.

Air treatment



Flash streamer
The Flash Streamer generates high-speed electrons that powerfully break down odours and formaldehyde .



Photocatalytic deodorising filter
Removes airborne dust particles, decomposes odours and restrains the reproduction of bacteria, viruses and microbes, this to ensure a steady supply of clean air.



Titanium photocatalytic air purification filter
Removes airborne dust particles, and decomposes the odours of for example tobacco and pets. It also decomposes harmful organic chemical substances such as bacteria, viruses and allergens.



Air filter
Removes airborne dust particles to ensure a steady supply of clean air.

Remote control & timer



Weekly timer
Timer can be set to start operation anytime on a daily or weekly basis



Timer
Allows to preset the air conditioner to start/stop at a specified time.



Wired remote control
Wired remote control to start, stop and regulate the air conditioner from a distance.



24 Hour timer
Timer can be set to start cooling/heating anytime during a 24-hour period.



Infrared remote control
Infrared remote control with LCD to start, stop and regulate your indoor unit from a distance.



Centralised control
Centralised control to start, stop and regulate several indoor units from one central point.



Online controller via app
Control your indoor unit from any location via app. (optional WLAN adapter)

Other functions



Auto-restart
The unit restarts automatically at the original settings after power failure.



Twin/triple/double twin application
2, 3 or 4 indoor units can be connected to only 1 outdoor unit even if they have different capacities. All indoor units operate within the same mode (cooling or heating) from one remote control.



VRV for residential application
Up to 9 indoor units (even different capacities and up to 71 class) can be connected to a single outdoor unit. All indoor units can individually be operated within the same mode.



Multi tenant
The indoor unit's main power supply can be turned off when leaving the hotel or office building.



Scroll compressor
Scroll compressors consist of two scrolls, one is fixed while the other orbits eccentrically without rotating. Designed for small and medium capacities, they provide constant reliability and high efficiency throughout its service life.



Centrifugal compressor
Centrifugal compressors use an impeller and volute section to convert the velocity energy into pressure energy. Centrifugal compressors are designed with either optional variable speed drives (VFD) for superior part-load performance for single or dual compressor units, or with magnetic bearings and totally oil-free operation.



Guaranteed operation down to -20°C
Daikin heat pumps are suitable for all climates, even withstanding severe winter conditions with an operation range down to -20°C



Infrastructure cooling
Remove in a reliable, efficient and flexible way the heat constantly generated by the IT and server equipment to ensure maximum uptime while offering the best return on investment.



Self-diagnosis
Simplifies maintenance by indicating system faults or operating anomalies.



Multi model application
Up to 5 indoor units (even different capacities) can be connected to a single outdoor unit. All indoor units can individually be operated within the same mode.



Drain pump kit
Facilitates condensation draining from the indoor unit.



Swing compressor
Swing type compressors have a unified vane and roller with fewer moving parts producing low vibration and friction, achieve higher reliability and efficiency compared to conventionally rotary compressors.



Screw compressor
Single screw compressors consist of a main single screw and two gate rotors. Optimal performance through step less capacity control, they are designed for high capacities and optimal performances.



Reciprocating compressor
The reciprocating type compressor consists of a cylinder, pistons and valves. The compression is accomplished by reciprocating movements of the piston in the cylinder.



Guaranteed operation down to -25°C
Daikin heat pumps are suitable for all climates, even withstanding severe winter conditions with an operation range down to -25°C

New business portal



Easy search / Personalised / Mobile

Easy to do business with
We are setting new standards in customer support. With the introduction of our cutting-edge business portal, our solutions are just a click away.

Our new business portal is built around your needs, enabling you to find information quickly and easily. Our aim is that you find the information you need in seconds.

To make life even easier for you, our portal is accessible no matter where you are, via desktop, tablet and smartphone.

Discover and enjoy using our business portal at my.daikin.eu

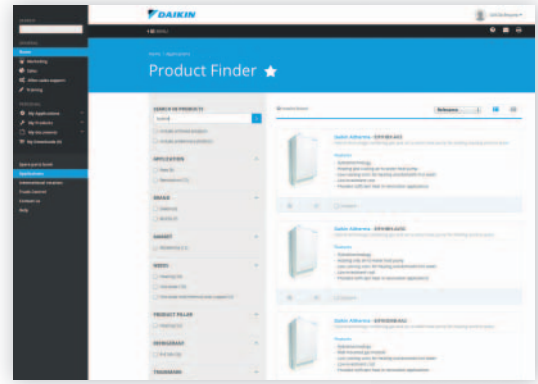

my.daikin.eu

Daikin Europe N.V. Naamloze Vennootschap Zandvoordestraat 300 · 8400 Oostende · Belgium · www.daikin.eu · BE 0412 120 336 · RPR Oostende (Responsible Editor)

ECPEN16-500A CD · 10/16

Daikin Europe N.V. participates in the Eurovent Certification programme for Liquid Chilling Packages (LCP), Air handling units (AHU), Fan coil units (FCU) and variable refrigerant flow systems (VRF) Check ongoing validity of certificate online: www.eurovent-certification.com or using: www.certiflash.com

The present publication is drawn up by way of information only and does not constitute an offer binding upon Daikin Europe N.V. Daikin Europe N.V. has compiled the content of this publication to the best of its knowledge. No express or implied warranty is given for the completeness, accuracy, reliability or fitness for particular purpose of its content and the products and services presented therein. Specifications are subject to change without prior notice. Daikin Europe N.V. explicitly rejects any liability for any direct or indirect damage, in the broadest sense, arising from or related to the use and/or interpretation of this publication. All content is copyrighted by Daikin Europe N.V.

The present publication supersedes ECPEN16-500.