DAIKIN

Air Conditioning

Technical Data

Multi model application

EEDEN15-100

MXS-F

TABLE OF CONTENTS

MXS-F

1 Features 2

2 Specifications 3
Technical Specifications 3
Electrical Specifications 4

3 Electrical data 6

4 Options 7

5 Combination table 8

6 Capacity tables 12
Capacity Table Legend 12

7 Dimensional drawings 13

8 Centre of gravity 14

9 Piping diagrams 15

10 Wiring diagrams 16
Wiring Diagrams - Single Phase 16

11 Sound data 17
Sound Pressure Spectrum - Cooling 17
Sound Pressure Spectrum - Heating 18

12 Operation range 19

1 Features

- Outdoor units for multi model application.
- Up to 4 indoor units can be connected to 1 multi outdoor unit; all indoor units are individually controllable and do not need to be installed in the same room or at the same time; they operate simultaneously within the same cooling or heating mode
- Different types of indoor units can be connected: e.g. wall mounted units, concealed ceiling units
- Night quiet mode automatically reduces the operation sound of the outdoor unit by 3dBA during nighttime (multi outdoor units in cooling mode only)
- The use of inverter type outdoor units results in an air conditioning system with a high energy efficiency and very low sound level
- Daikin outdoor units are neat, sturdy and can easily be mounted on a roof or terrace or simply placed against an outside wall
- Outdoor units are fitted with a swing compressor, renowned for its low noise and high energy efficiency

Night quiet mode

2 Specifications

2-1 Technical Specifications					4MXS68F
Capacity control	Method				Inverter controlled
Casing	Colour				Ivory white
Dimensions	Unit	Height		mm	735
		Width		mm	936
		Depth		mm	300
	Packed unit	Height		mm	797
		Width		mm	992
		Depth		mm	390
Weight	Unit			kg	58
	Packed unit			kg	63
Heat exchanger	Length			mm	845
	Rows	Quantity			2
	Fin pitch			mm	1.60
	Stages	Quantity			32
	Tube type				ø8 Hi-XA
	Fin	Type			WF fin
		Treatment			Anti-corrosion treatment
Compressor	Model				2YC45DXD#C
	Type				Hermetically sealed swing compressor
	Output			W	1,380.0
Fan	Type				Propeller fan
	Air flow rate	Cooling	High	m³/min	52.7
				cfm	1,861
			Nom.	m³/min	49.4
				cfm	1,744
			Low	m³/min	43.5
				cfm	1,536
			Super low	m³/min	-
				cfm	-
		Heating	High	m³/min	46.4
				cfm	1,638
			Nom.	m³/min	44.5
				cfm	1,571
			Low	m³/min	16.3
				cfm	576
			Super low	m³/min	-
				cfm	-
	Running current	Cooling	Low	A	0.10
			Standard	A	0.16
			High	A	0.20
		Heating	Low	A	0.03
			Standard	A	0.14
			High	A	0.16
	Power consumption	Cooling	Low	W	36
			Standard	W	58
			High	W	70
		Heating	Low	W	10
			Standard	W	48
			High	W	55

2 Specifications

2-1 Technical Specifications					4MXS68F
Fan motor	Model				KFD-380-50-8C
	Output			W	53.00
	Speed	Cooling	High	rpm	840
			Nom.	rpm	790
			Low	rpm	700
			Super low	rpm	-
		Heating	High	rpm	780
			Nom.	rpm	750
			Low	rpm	300
			Super low	rpm	-
Sound power level	Cooling			dBA	61
	Heating			dBA	-
Sound pressure level	Cooling	Nom.		dBA	48
	Heating	Nom.		dBA	49
Operation range	Cooling	Ambient	Min.	°CDB	-10
			Max.	°CDB	46
	Heating	Ambient	Min.	°CWB	-15
			Max.	°CWB	18
Refrigerant	Type				R-410A
	Charge			kg	2.6
				TCO_2eq	5.4
	GWP				2,087.5
Refrigerant oil	Type				FVC50K
	Charged volume			l	0.65
Piping connections	Liquid	Quantity			4
		OD		mm	6.35
	Gas	Quantity			2
		OD		mm	9.52
	Drain	ID		mm	-
		OD		mm	16 (inner diameter of connecting hose)
	Gas 2	Quantity			2
		OD		mm	12.7
	Piping length	OU - IU	Max.	m	25
	Additional refrigerant charge			kg/m	0.02 (for piping length exceeding 30m)
	Level difference	IU - OU	Max.	m	15
		IU - IU	Max.	m	7.5
	Heat insulation				Both liquid and gas pipes
	Total piping length	System	Actual	m	60

Standard Accessories : Installation manual; Quantity : 1;

Standard Accessories : Drain plug; Quantity : 1;

Standard Accessories : Reducer assembly; Quantity : 1;

2-2 Electrical Specifications				4MXS68F
Power supply	Name			V1
	Phase			1~
	Frequency		Hz	50
	Voltage		V	230
Current	Starting current	Cooling	A	8.3
		Heating	A	8.3
Current - 50Hz	Maximum fuse amps (MFA)		A	20
Current - 60Hz	Maximum fuse amps (MFA)		A	-
Wiring connections	For power supply	Remark		3 for power supply, 4 for interunit wiring (including earth wiring)

2 Specifications

Notes

Cooling: indoor temp. 27°CDB, 19.0°CWB; outdoor temp. 35°CDB; equivalent piping length: 5m

Heating: indoor temp. 20°CDB; outdoor temp. 7°CDB, 6°CWB; equivalent refrigerant piping: 5m

Contains fluorinated greenhouse gases

3 Electrical data

3 - 1 Electrical Data

4MXS68F

Model		Units				Power supply		Comp.		OFM	
Outdoor	H/P C/O	Hz	Volts	Min.	Max.	MCA	MFA	MSC	RLA	W	FLA
4MXS68F	H/P	50	230	207	253	18.3	20	8.3	7.31	43	0.33

3D080107

SYMBOLS

MCA : Min. Circuit Amps. (A)
MFA : Max. Fuse Amps (see note 6). (A)
MSC : Max. current during the starting compressor. (A)
RLA : Rated Load Amps. (A)
OFM : Outdoor Fan Motor. (A)
FLA : Full Load Amps. (A)
W : Fan Motor Rated Output (W)

NOTES

1. RLA is based on the following conditions:
   Cooling
   Indoor temp.: 27°CDB/19.0°CWB
   Outdoor temp.: 35°CDB
2. Voltage range.
   Units are suitable for use on electrical systems where voltage supplied to unit terminal is not below or above listed range limits.
3. Maximum allowable voltage variation between phases is 2%.
4. MCA represents maximum input current.
   MFA represents capacity which may accept MCA.
5. Select wire size based on the value of MCA.
6. MFA is used to select the circuit breaker and the ground fault circuit interrupter. (Earth leakage circuit breaker).

4 Options

4 - 1 Options

4MXS68F

Outdoor Units

	4MXS68F
Air direction adjustment grille	KPW945A4

5 Combination table

5 - 1 Combination Table

4MXS68F

COOLING

OUTDOOR UNIT	INDOOR UNIT	COOLING CAPACITY (kW)				TOTAL CAPACITY (kW)			POWER INPUT COOLING (kW)			TOTAL CURRENT (A)			POWER FACTOR (%)	EER	ENERGY LABEL	AEC (kWh)	Seasonal data			
		A ROOM	B ROOM	C ROOM	D ROOM	Min.	Nom.	Max.	Min.	Nom.	Max.	Min.	Nom.	Max.					label	SEER	Pdesign	AEC
4MXS68F	1.5+1.5	1.50	1.50	—	—	1.97	3.00	4.70	0.43	0.65	1.29	1.9	2.9	5.7	99	4.62	A	325	B	4.98	3.00	211
	1.5+2.0	1.50	2.00	—	—	1.97	3.50	4.86	0.43	0.80	1.37	1.9	3.5	6.0	99	4.38	A	400	B	5.09	3.50	241
	1.5+2.5	1.50	2.50	—	—	1.97	4.00	5.18	0.43	0.99	1.53	1.9	4.3	6.7	99	4.04	A	495	A	5.16	4.00	272
	1.5+3.5	1.50	3.50	—	—	1.97	5.00	6.05	0.42	1.39	2.06	1.8	6.1	9.0	99	3.60	A	695	A	5.14	5.00	341
	1.5+4.2	1.50	4.20	—	—	1.97	5.70	6.26	0.42	1.79	2.20	1.8	7.9	9.7	99	3.18	B	895	A	5.16	5.70	387
	1.5+5.0	1.50	5.00	—	—	1.97	6.50	6.94	0.41	2.22	2.51	1.8	9.7	11.0	99	2.93	C	1110	B	4.94	6.50	461
	1.5+6.0	1.36	5.44	—	—	1.98	6.80	7.44	0.40	2.26	2.65	1.8	9.9	11.6	99	3.01	B	1130	A	5.43	6.80	439
	2.0+2.0	2.00	2.00	—	—	1.97	4.00	5.02	0.43	1.00	1.45	1.9	4.4	6.4	99	4.00	A	500	A	5.18	4.00	271
	2.0+2.5	2.00	2.50	—	—	1.97	4.50	5.33	0.43	1.20	1.61	1.9	5.3	7.1	99	3.75	A	600	A	5.22	4.50	302
	2.0+3.5	2.00	3.50	—	—	1.97	5.50	6.18	0.42	1.66	2.15	1.8	7.3	9.4	99	3.31	A	830	A	5.23	5.50	368
	2.0+4.2	2.00	4.20	—	—	1.97	6.20	6.38	0.42	2.09	2.30	1.8	9.2	10.1	99	2.97	C	1045	B	5.08	6.20	428
	2.0+5.0	1.94	4.86	—	—	1.97	6.80	7.12	0.41	2.41	2.65	1.8	10.6	11.6	99	2.82	C	1205	B	4.93	6.80	483
	2.0+6.0	1.70	5.10	—	—	1.98	6.80	7.56	0.40	2.21	2.75	1.8	9.7	12.1	99	3.08	B	1105	A	5.49	6.80	434
	2.5+2.5	2.50	2.50	—	—	1.97	5.00	5.98	0.45	1.46	2.00	2.0	6.4	8.8	99	3.42	A	730	A	5.26	5.00	333
	2.5+3.5	2.50	3.50	—	—	1.97	6.00	6.44	0.43	2.06	2.37	1.9	9.0	10.4	99	2.91	C	1030	A	5.12	6.00	411
	2.5+4.2	2.50	4.20	—	—	1.97	6.70	6.81	0.43	2.54	2.67	1.9	11.2	11.7	99	2.64	D	1270	B	4.96	6.70	473
	2.5+5.0	2.27	4.53	—	—	1.97	6.80	7.23	0.40	2.41	2.75	1.8	10.6	12.1	99	2.82	C	1205	B	4.93	6.80	483
	2.5+6.0	2.00	4.80	—	—	1.98	6.80	7.56	0.38	2.21	2.75	1.7	9.7	12.1	99	3.08	B	1105	A	5.49	6.80	434
	3.5+3.5	3.40	3.40	—	—	1.97	6.80	6.99	0.41	2.51	2.66	1.8	11.0	11.7	99	2.71	D	1255	B	4.91	6.80	485
	3.5+4.2	3.09	3.71	—	—	1.97	6.80	7.10	0.41	2.51	2.76	1.8	11.0	12.1	99	2.71	D	1255	B	4.95	6.80	481
	3.5+5.0	2.80	4.00	—	—	1.97	6.80	7.61	0.38	2.41	3.12	1.7	10.6	13.7	99	2.82	C	1205	B	4.91	6.80	485
	3.5+6.0	2.51	4.29	—	—	2.28	6.80	7.91	0.43	2.21	3.06	1.9	9.7	13.4	99	3.08	B	1105	A	5.45	6.80	437
	4.2+4.2	3.40	3.40	—	—	1.97	6.80	7.00	0.41	2.51	2.66	1.8	11.0	11.7	99	2.71	D	1255	B	4.96	6.80	480
	4.2+5.0	3.10	3.70	—	—	1.97	6.80	7.62	0.38	2.41	3.12	1.7	10.6	13.7	99	2.82	C	1205	B	4.96	6.80	481
	4.2+6.0	2.80	4.00	—	—	2.28	6.80	7.92	0.43	2.21	3.06	1.9	9.7	13.4	99	3.08	B	1105	A	5.46	6.80	436
	5.0+5.0	3.40	3.40	—	—	2.36	6.80	8.06	0.47	2.31	3.35	2.1	10.1	14.7	99	2.94	C	1155	B	4.92	6.80	485
	5.0+6.0	3.09	3.71	—	—	2.49	6.80	8.28	0.48	2.12	3.28	2.1	9.3	14.4	99	3.21	A	1060	A	5.45	6.80	437
	1.5+1.5+1.5	1.50	1.50	1.50	—	1.98	4.50	6.27	0.42	1.03	1.76	1.8	4.5	7.7	99	4.37	A	515	A	5.27	4.50	300
	1.5+1.5+2.0	1.50	1.50	2.00	—	1.98	5.00	6.43	0.42	1.21	1.85	1.8	5.3	8.1	99	4.13	A	605	A	5.37	5.00	327
	1.5+1.5+2.5	1.50	1.50	2.50	—	1.98	5.50	6.59	0.42	1.44	1.94	1.8	6.3	8.5	99	3.82	A	720	A	5.42	5.50	355
	1.5+1.5+3.5	1.50	1.50	3.50	—	1.98	6.50	6.97	0.41	1.94	2.16	1.8	8.5	9.5	99	3.35	A	970	A	5.33	6.50	427
	1.5+1.5+4.2	1.42	1.42	3.97	—	1.98	6.80	7.19	0.41	2.12	2.30	1.8	9.3	10.1	99	3.21	A	1060	A	5.31	6.80	449
	1.5+1.5+5.0	1.28	1.28	4.25	—	1.98	6.80	7.59	0.39	2.02	2.49	1.7	8.9	10.9	99	3.37	A	1010	A	5.30	6.80	450
	1.5+1.5+6.0	1.13	1.13	4.53	—	2.33	6.80	7.83	0.44	1.88	2.44	1.9	8.3	10.7	99	3.62	A	940	A+	5.75	6.80	415
	1.5+2.0+2.0	1.50	2.00	2.00	—	1.98	5.50	6.35	0.42	1.44	1.81	1.8	6.3	7.9	99	3.82	A	720	A	5.46	5.50	353
	1.5+2.0+2.5	1.50	2.00	2.50	—	1.98	6.00	6.74	0.42	1.68	2.03	1.8	7.4	8.9	99	3.57	A	840	A	5.51	6.00	382
	1.5+2.0+3.5	1.46	1.94	3.40	—	1.98	6.80	7.11	0.41	2.12	2.26	1.8	9.3	9.9	99	3.21	A	1060	A	5.34	6.80	446
	1.5+2.0+4.2	1.32	1.77	3.71	—	1.98	6.80	7.32	0.41	2.12	2.40	1.8	9.3	10.5	99	3.21	A	1060	A	5.38	6.80	443
	1.5+2.0+5.0	1.20	1.60	4.00	—	1.98	6.80	7.72	0.39	2.02	2.59	1.7	8.9	11.4	99	3.37	A	1010	A	5.35	6.80	446
	1.5+2.0+6.0	1.07	1.43	4.29	—	2.33	6.80	7.97	0.44	1.88	2.54	1.9	8.3	11.2	99	3.62	A	940	A+	5.81	6.80	410
	1.5+2.5+2.5	1.50	2.50	2.50	—	1.98	6.50	6.96	0.41	1.94	2.16	1.8	8.5	9.5	99	3.35	A	970	A	5.45	6.50	418
	1.5+2.5+3.5	1.36	2.27	3.17	—	1.98	6.80	7.45	0.39	2.12	2.50	1.7	9.3	11.0	99	3.21	A	1060	A	5.38	6.80	443
	1.5+2.5+4.2	1.24	2.07	3.48	—	1.98	6.80	7.66	0.39	2.12	2.64	1.7	9.3	11.6	99	3.21	A	1060	A	5.38	6.80	443
	1.5+2.5+5.0	1.13	1.89	3.78	—	1.98	6.80	7.79	0.39	2.02	2.64	1.7	8.9	11.6	99	3.37	A	1010	A	5.38	6.80	443
	1.5+2.5+6.0	1.02	1.70	4.08	—	2.33	6.80	8.25	0.45	1.88	2.74	2.0	8.3	12.0	99	3.62	A	940	A+	5.81	6.80	410
	1.5+3.5+3.5	1.20	2.80	2.80	—	1.98	6.80	7.78	0.40	2.12	2.75	1.8	9.3	12.1	99	3.21	A	1060	A	5.32	6.80	448
	1.5+3.5+4.2	1.11	2.59	3.10	—	1.98	6.80	7.97	0.40	2.12	2.90	1.8	9.3	12.7	99	3.21	A	1060	A	5.33	6.80	447
	1.5+3.5+5.0	1.02	2.38	3.40	—	1.98	6.80	8.29	0.36	2.02	3.06	1.6	8.9	13.4	99	3.37	A	1010	A	5.33	6.80	447
	1.5+3.5+6.0	0.93	2.16	3.71	—	2.33	6.80	8.39	0.45	1.88	2.84	2.0	8.3	12.5	99	3.62	A	940	A+	5.75	6.80	414
	1.5+4.2+4.2	1.03	2.88	2.88	—	1.98	6.80	8.10	0.40	2.12	3.01	1.8	9.3	13.2	99	3.21	A	1060	A	5.35	6.80	446
	1.5+4.2+5.0	0.95	2.67	3.18	—	1.98	6.80	8.36	0.36	2.02	3.11	1.6	8.9	13.7	99	3.37	A	1010	A	5.33	6.80	447
	2.0+2.0+2.0	2.00	2.00	2.00	—	1.98	6.00	6.51	0.42	1.64	1.89	1.8	7.2	8.3	99	3.66	A	820	A	5.53	6.00	380
	2.0+2.0+2.5	2.00	2.00	2.50	—	1.98	6.50	6.89	0.42	1.89	2.12	1.8	8.3	9.3	99	3.44	A	945	A	5.49	6.50	415
	2.0+2.0+3.5	1.81	1.81	3.18	—	1.98	6.80	7.25	0.41	2.07	2.35	1.8	9.1	10.3	99	3.29	A	1035	A	5.41	6.80	440
	2.0+2.0+4.2	1.66	1.66	3.48	—	1.98	6.80	7.46	0.41	2.07	2.50	1.8	9.1	11.0	99	3.29	A	1035	A	5.42	6.80	440
	2.0+2.0+5.0	1.51	1.51	3.78	—	1.98	6.80	7.85	0.39	2.02	2.69	1.7	8.9	11.8	99	3.37	A	1010	A	5.41	6.80	440
	2.0+2.0+6.0	1.36	1.36	4.08	—	2.33	6.80	8.11	0.44	1.83	2.64	1.9	8.0	11.6	99	3.72	A	915	A+	5.86	6.80	406
	2.0+2.5+2.5	1.94	2.43	2.43	—	1.98	6.80	7.10	0.41	2.07	2.26	1.8	9.1	9.9	99	3.29	A	1035	A	5.46	6.80	437
	2.0+2.5+3.5	1.70	2.13	2.97	—	1.98	6.80	7.59	0.39	2.07	2.59	1.7	9.1	11.4	99	3.29	A	1035	A	5.42	6.80	440
	2.0+2.5+4.2	1.56	1.95	3.29	—	1.98	6.80	7.78	0.39	2.07	2.75	1.7	9.1	12.1	99	3.29	A	1035	A	5.42	6.80	439
	2.0+2.5+5.0	1.43	1.79	3.58	—	1.98	6.80	7.92	0.39	2.02	2.74	1.7	8.9	12.0	99	3.37	A	1010	A	5.42	6.80	440
	2.0+2.5+6.0	1.30	1.62	3.88	—	2.33	6.80	8.38	0.45	1.83	2.84	2.0	8.0	12.5	99	3.72	A	915	A+	5.87	6.80	406
	2.0+3.5+3.5	1.52	2.64	2.64	—	1.98	6.80	7.91	0.40	2.07	2.85	1.8	9.1	12.5	99	3.29	A	1035	A	5.36	6.80	444
	2.0+3.5+4.2	1.40	2.45	2.94	—	1.98	6.80	8.09	0.40	2.07	3.01	1.8	9.1	13.2	99	3.29	A	1035	A	5.39	6.80	442
	2.0+3.5+5.0	1.30	2.27	3.23	—	2.30	6.80	8.41	0.44	2.02	3.17	1.9	8.9	13.9	99	3.37	A	1010	A	5.36	6.80	444
	2.0+4.2+4.2	1.30	2.75	2.75	—	1.98	6.80	8.21	0.40	2.07	3.11	1.8	9.1	13.7	99	3.29	A	1035	A	5.40	6.80	441
	2.5+2.5+2.5	2.26	2.26	2.26	—	1.98	6.78	7.38	0.41	2.07	2.45	1.8	9.1	10.8	99	3.28	A	1035	A	5.47	6.78	434
	2.5+2.5+3.5	2.00	2.00	2.80	—	1.98	6.80	7.78	0.39	2.07	2.75	1.7	9.1	12.1	99	3.29	A	1035	A	5.42	6.80	440
	2.5+2.5+4.2	1.85	1.85	3.10	—	1.98	6.80	7.96	0.39	2.07	2.90	1.7	9.1	12.7	99	3.29	A	1035	A	5.43	6.80	439
	2.5+2.5+5.0	1.70	1.70	3.40	—	2.30	6.80	8.28	0.44	2.02	3.06	1.9	8.9	13.4	99	3.37	A	1010	A	5.42	6.80	439
	2.5+2.5+6.0	1.55	1.55	3.70	—	2.44	6.80	8.57	0.44	1.83	3.00	1.9	8.0	13.2	99	3.72	A	915	A+	5.87	6.80	406
	2.5+3.5+3.5	1.78	2.51	2.51	—	2.29	6.80	8.14	0.44	2.07	3.06	1.9	9.1	13.4	99	3.29	A	1035	A	5.37	6.80	444
	2.5+3.5+4.2	1.67	2.33	2.80	—	2.29	6.80	8.26	0.44	2.07	3.17	1.9	9.1	13.9	99	3.29	A	1035	A	5.39	6.80	442
	2.5+3.5+5.0	1.55	2.16	3.09	—	2.51	6.80	8.57	0.46	1.98	3.33	2.0	8.7	14.6	99	3.43	A	990	A	5.39	6.80	442
	2.5+4.2+4.2	1.56	2.62	2.62	—	2.29	6.80	8.32	0.44	2.07	3.22	1.9	9.1	14.1	99	3.29	A	1035	A	5.41	6.80	441
	3.5+3.5+3.5	2.26	2.26	2.26	—	2.40	6.78	8.42	0.43	2.07	3.33	1.9	9.1	14.6	99	3.28	A	1035	A	5.34	6.78	445
	1.5+1.5+1.5+1.5	1.50	1.50	1.50	1.50	1.99	6.00	6.95	0.41	1.42	1.83	1.8	6.2	8.0	99	4.23	A	710	A+	5.60	6.00	376
	1.5+1.5+1.5+2.0	1.50	1.50	1.50	2.00	1.99	6.50	7.13	0.41	1.62	1.91	1.8	7.1	8.4	99	4.01	A	810	A+	5.64	6.50	404
	1.5+1.5+1.5+2.5	1.46	1.46	1.46	2.43	1.99	6.80	7.30	0.39	1.73	2.00	1.7	7.6	8.8	99	3.93	A	865	A+	5.63	6.80	423
	1.5+1.5+1.5+3.5	1.28	1.28	1.28	2.98	1.99	6.80	7.72	0.40	1.71	2.24	1.8	7.5	9.8	99	3.98	A	855	A	5.56	6.80	428
	1.5+1.5+1.5+4.2	1.17	1.17	1.17	3.28	1.99	6.80	7.88	0.40	1.71	2.33	1.8	7.5	10.2	99	3.98	A	855	A	5.57	6.80	428
	1.5+1.5+1.5+5.0	1.07	1.07	1.07	3.58	2.47	6.80	8.31	0.46	1.71	2.61	2.0	7.5	11.5	99	3.98	A	855	A	5.57	6.80	428
	1.5+1.5+1.5+6.0	0.97	0.97	0.97	3.89	2.50	6.80	8.22	0.43	1.57	2.34	1.9	6.9	10.3	99	4.33	A	785	A+	5.98	6.80	398

5 Combination table

5 - 1 Combination Table

4MXS68F

COOLING

OUTDOOR UNIT	INDOOR UNIT	COOLING CAPACITY (kW)				TOTAL CAPACITY (kW)			POWER INPUT COOLING (kW)			TOTAL CURRENT (A)			POWER FACTOR (%)	EER	ENERGY LABEL	AEC (kWh)	Seasonal data			
		A ROOM	B ROOM	C ROOM	D ROOM	Min.	Nom.	Max.	Min.	Nom.	Max.	Min.	Nom.	Max.					label	SEER	Pdesign	AEC
4MXS68F	1.5+1.5+2.0+2.0	1.46	1.46	1.94	1.94	6.80	1.99	7.30	0.41	1.75	2.00	1.8	7.7	8.8	99	3.89	A	875	A+	5.68	6.80	420
	1.5+1.5+2.0+2.5	1.36	1.36	1.81	2.27	6.80	1.99	7.47	0.39	1.73	2.10	1.7	7.6	9.2	99	3.93	A	865	A+	5.69	6.80	419
	1.5+1.5+2.0+3.5	1.20	1.20	1.60	2.80	6.80	1.99	7.87	0.40	1.71	2.33	1.8	7.5	10.2	99	3.98	A	855	A+	5.62	6.80	424
	1.5+1.5+2.0+4.2	1.11	1.11	1.48	3.10	6.80	1.99	8.03	0.40	1.71	2.43	1.8	7.5	10.7	99	3.98	A	855	A+	5.63	6.80	423
	1.5+1.5+2.0+5.0	1.02	1.02	1.36	3.40	6.80	2.47	8.46	0.46	1.71	2.71	2.0	7.5	11.9	99	3.98	A	855	A+	5.62	6.80	424
	1.5+1.5+2.0+6.0	0.93	0.93	1.24	3.71	6.80	2.50	8.39	0.43	1.57	2.45	1.9	6.9	10.8	99	4.33	A	785	A+	6.02	6.80	396
	1.5+1.5+2.5+2.5	1.28	1.28	2.13	2.13	6.80	1.99	7.55	0.39	1.73	2.14	1.7	7.6	9.4	99	3.93	A	865	A+	5.69	6.80	419
	1.5+1.5+2.5+3.5	1.13	1.13	1.89	2.64	6.80	2.34	7.95	0.50	1.71	2.38	2.2	7.5	10.5	99	3.98	A	855	A+	5.63	6.80	423
	1.5+1.5+2.5+4.2	1.05	1.05	1.75	2.94	6.80	2.34	8.11	0.50	1.71	2.48	2.2	7.5	10.9	99	3.98	A	855	A+	5.63	6.80	423
	1.5+1.5+2.5+5.0	0.97	0.97	1.62	3.24	6.80	2.47	8.53	0.46	1.71	2.76	2.0	7.5	12.1	99	3.98	A	855	A+	5.63	6.80	423
	1.5+1.5+3.5+3.5	1.02	1.02	2.38	2.38	6.80	2.34	8.40	0.50	1.71	2.68	2.2	7.5	11.8	99	3.98	A	855	A	5.58	6.80	427
	1.5+1.5+3.5+4.2	0.95	0.95	2.22	2.67	6.80	2.46	8.48	0.54	1.71	2.74	2.4	7.5	12.0	99	3.98	A	855	A	5.59	6.80	427
	1.5+2.0+2.0+2.0	1.36	1.81	1.81	1.81	6.80	1.99	7.46	0.41	1.75	2.10	1.8	7.7	9.2	99	3.89	A	875	A+	5.72	6.80	417
	1.5+2.0+2.0+2.5	1.28	1.70	1.70	2.13	6.80	1.99	7.63	0.39	1.73	2.19	1.7	7.6	9.6	99	3.93	A	865	A+	5.73	6.80	416
	1.5+2.0+2.0+3.5	1.13	1.51	1.51	2.64	6.80	2.34	8.02	0.50	1.71	2.43	2.2	7.5	10.7	99	3.98	A	855	A+	5.66	6.80	421
	1.5+2.0+2.0+4.2	1.05	1.40	1.40	2.94	6.80	2.34	8.18	0.50	1.71	2.53	2.2	7.5	11.1	99	3.98	A	855	A+	5.67	6.80	420
	1.5+2.0+2.0+5.0	0.97	1.30	1.30	3.24	6.80	2.47	8.60	0.46	1.71	2.82	2.0	7.5	12.4	99	3.98	A	855	A+	5.66	6.80	421
	1.5+2.0+2.5+2.5	1.20	1.60	2.00	2.00	6.80	1.99	7.71	0.39	1.73	2.24	1.7	7.6	9.8	99	3.93	A	865	A+	5.73	6.80	416
	1.5+2.0+2.5+3.5	1.07	1.43	1.79	2.51	6.80	2.34	8.10	0.50	1.71	2.48	2.2	7.5	10.9	99	3.98	A	855	A+	5.67	6.80	420
	1.5+2.0+2.5+4.2	1.00	1.33	1.67	2.80	6.80	2.34	8.26	0.50	1.71	2.58	2.2	7.5	11.3	99	3.98	A	855	A+	5.67	6.80	420
	1.5+2.0+2.5+5.0	0.93	1.24	1.55	3.09	6.80	2.47	8.68	0.46	1.71	2.87	2.0	7.5	12.6	99	3.98	A	855	A+	5.67	6.80	420
	1.5+2.0+3.5+3.5	0.97	1.30	2.27	2.27	6.80	2.00	8.47	0.40	1.71	2.74	1.8	7.5	12.0	99	3.98	A	855	A+	5.60	6.80	425
	1.5+2.5+2.5+2.5	1.13	1.89	1.89	1.89	6.80	1.99	8.02	0.36	1.71	2.43	1.6	7.5	10.7	99	3.98	A	855	A+	5.73	6.80	416
	1.5+2.5+2.5+3.5	1.02	1.70	1.70	2.38	6.80	2.34	8.32	0.43	1.70	2.63	1.9	7.5	11.6	99	4.00	A	850	A+	5.67	6.80	420
	1.5+2.5+2.5+4.2	0.95	1.59	1.59	2.67	6.80	2.34	8.33	0.45	1.73	2.63	2.0	7.6	11.6	99	3.93	A	865	A+	5.67	6.80	420
	1.5+2.5+3.5+3.5	0.93	1.55	2.16	2.16	6.80	2.34	8.54	0.43	1.70	2.79	1.9	7.5	12.3	99	4.00	A	850	A+	5.62	6.80	424
	2.0+2.0+2.0+2.0	1.70	1.70	1.70	1.70	6.80	1.99	7.63	0.41	1.75	2.19	1.8	7.7	9.6	99	3.89	A	875	A+	5.75	6.80	415
	2.0+2.0+2.0+2.5	1.60	1.60	1.60	2.00	6.80	1.99	7.79	0.39	1.73	2.29	1.7	7.6	10.1	99	3.93	A	865	A+	5.75	6.80	414
	2.0+2.0+2.0+3.5	1.43	1.43	1.43	2.51	6.80	1.99	8.17	0.40	1.71	2.53	1.8	7.5	11.1	99	3.98	A	855	A+	5.70	6.80	418
	2.0+2.0+2.0+4.2	1.33	1.33	1.33	2.81	6.80	1.99	8.32	0.40	1.71	2.63	1.8	7.5	11.6	99	3.98	A	855	A+	5.73	6.80	416
	2.0+2.0+2.0+5.0	1.24	1.24	1.24	3.08	6.80	2.47	8.74	0.46	1.67	2.93	2.0	7.3	12.9	99	4.07	A	835	A+	5.70	6.80	418
	2.0+2.0+2.5+2.5	1.51	1.51	1.89	1.89	6.80	1.99	7.94	0.40	1.75	2.38	1.8	7.7	10.5	99	3.89	A	875	A+	5.77	6.80	413
	2.0+2.0+2.5+3.5	1.36	1.36	1.70	2.38	6.80	2.34	8.32	0.45	1.73	2.63	2.0	7.6	11.6	99	3.93	A	865	A+	5.71	6.80	418
	2.0+2.0+2.5+4.2	1.27	1.27	1.59	2.67	6.80	2.34	8.47	0.45	1.73	2.74	2.0	7.6	12.0	99	3.93	A	865	A+	5.73	6.80	416
	2.0+2.0+3.5+3.5	1.24	1.24	2.16	2.16	6.80	2.46	8.61	0.45	1.71	2.84	2.0	7.5	12.5	99	3.98	A	855	A+	5.66	6.80	421
	2.0+2.5+2.5+2.5	1.43	1.79	1.79	1.79	6.80	1.99	8.17	0.40	1.75	2.53	1.8	7.7	11.1	99	3.89	A	875	A+	5.77	6.80	413
	2.0+2.5+2.5+3.5	1.30	1.62	1.62	2.26	6.80	2.34	8.46	0.45	1.73	2.74	2.0	7.6	12.0	99	3.93	A	865	A+	5.73	6.80	416
	2.5+2.5+2.5+2.5	1.70	1.70	1.70	1.70	6.80	2.34	8.39	0.46	1.71	2.68	2.0	7.5	11.8	99	3.98	A	855	A+	5.77	6.80	413
	2.5+2.5+2.5+3.5	1.55	1.55	1.55	2.15	6.80	2.46	8.73	0.46	1.70	2.95	2.0	7.5	13.0	99	4.00	A	850	A+	5.73	6.80	416

5 Combination table

5 - 1 Combination Table

4MXS68F

HEATING

OUTDOOR UNIT	INDOOR UNIT	HEATING CAPACITY (kW)				TOTAL CAPACITY (kW)			POWER INPUT COOLING (kW)			TOTAL CURRENT (A)			POWER FACTOR (%)	COP	ENERGY LABEL	Seasonal data				
		A ROOM	B ROOM	C ROOM	D ROOM	Min.	Nom.	Max.	Min.	Nom.	Max.	Min.	Nom.	Max.				label	SCOP	Pdesign	AEC	Back-up heater capacity at -10°C
	1.5+1.5	2.62	2.62	—	—	1.62	5.24	7.10	0.38	1.32	1.99	1.7	5.8	8.7	99	3.97	A	A	3.83	3.67	1340	0.70
	1.5+2.0	2.43	3.23	—	—	1.62	5.66	7.46	0.38	1.50	2.16	1.7	6.6	9.5	99	3.77	A	A	3.82	3.77	1381	0.69
	1.5+2.5	2.28	3.80	—	—	1.62	6.08	7.64	0.38	1.70	2.24	1.7	7.5	9.8	99	3.58	B	A	3.83	3.82	1397	0.73
	1.5+3.5	2.08	4.84	—	—	1.76	6.92	8.17	0.39	2.09	2.55	1.7	9.2	11.2	99	3.31	C	A	3.85	4.24	1542	0.80
	1.5+4.2	1.98	5.53	—	—	1.76	7.51	8.51	0.39	2.38	2.79	1.7	10.5	12.3	99	3.16	D	A	3.82	4.28	1567	0.83
	1.5+5.0	1.89	6.29	—	—	2.14	8.18	9.98	0.48	2.58	3.16	2.1	11.3	13.9	99	3.17	D	A	3.85	4.20	1526	0.81
	1.5+6.0	1.72	6.88	—	—	2.41	8.60	10.17	0.51	2.51	2.90	2.2	11.0	12.7	99	3.43	B	A	3.89	4.68	1684	0.88
	2.0+2.0	3.25	3.25	—	—	1.62	6.50	7.64	0.38	1.87	2.25	1.7	8.2	9.9	99	3.48	B	A	3.83	3.88	1420	0.74
	2.0+2.5	3.04	3.81	—	—	1.62	6.85	7.81	0.38	2.05	2.33	1.7	9.0	10.2	99	3.34	C	A	3.83	3.93	1439	0.73
	2.0+3.5	2.71	4.74	—	—	1.76	7.45	8.34	0.39	2.34	2.64	1.7	10.3	11.6	99	3.18	D	A	3.83	4.34	1589	0.83
	2.0+4.2	2.58	5.42	—	—	1.76	8.00	8.68	0.39	2.64	2.89	1.7	11.6	12.7	99	3.03	D	A	3.82	4.38	1607	0.82
	2.0+5.0	2.46	6.14	—	—	2.14	8.60	10.15	0.48	2.80	3.26	2.1	12.3	14.3	99	3.07	D	A	3.83	4.30	1572	0.85
	2.0+6.0	2.15	6.45	—	—	2.41	8.60	10.34	0.51	2.43	2.98	2.2	10.7	13.1	99	3.54	B	A	3.91	4.77	1708	0.91
	2.5+2.5	3.60	3.60	—	—	1.62	7.20	8.16	0.38	2.24	2.56	1.7	9.8	11.2	99	3.21	C	A	3.84	3.98	1452	0.77
	2.5+3.5	3.29	4.61	—	—	1.85	7.90	8.68	0.40	2.58	2.89	1.8	11.3	12.7	99	3.06	D	A	3.82	4.39	1610	0.83
	2.5+4.2	3.10	5.20	—	—	1.85	8.30	8.93	0.40	2.80	3.07	1.8	12.3	13.5	99	2.96	D	A	3.85	4.42	1606	0.85
	2.5+5.0	2.87	5.73	—	—	2.23	8.60	10.27	0.49	2.80	3.36	2.2	12.3	14.8	99	3.07	D	A	3.83	4.34	1589	0.83
	2.5+6.0	2.53	6.07	—	—	2.50	8.60	10.46	0.53	2.43	3.01	2.3	10.7	13.2	99	3.54	B	A	3.90	4.81	1725	0.89
	3.5+3.5	4.30	4.30	—	—	2.13	8.60	9.02	0.45	2.93	3.11	2.0	12.9	13.7	99	2.94	D	A	3.90	4.77	1712	0.91
	3.5+4.2	3.91	4.69	—	—	2.13	8.60	9.11	0.45	2.92	3.16	2.0	12.8	13.9	99	2.95	D	A	3.91	4.80	1721	0.93
	3.5+5.0	3.54	5.06	—	—	2.51	8.60	10.48	0.54	2.79	3.40	2.4	12.3	14.9	99	3.08	D	A	3.90	4.73	1697	0.92
	3.5+6.0	3.17	5.43	—	—	2.69	8.60	10.59	0.55	2.42	3.00	2.4	10.6	13.2	99	3.55	B	A	3.99	5.17	1813	1.01
	4.2+4.2	4.30	4.30	—	—	2.13	8.60	9.19	0.45	2.92	3.20	2.0	12.8	14.1	99	2.95	D	A	3.90	4.84	1736	0.92
	4.2+5.0	3.93	4.67	—	—	2.51	8.60	10.49	0.54	2.79	3.47	2.4	12.3	15.2	99	3.08	D	A	3.90	4.76	1709	0.90
	4.2+6.0	3.54	5.06	—	—	2.69	8.60	10.60	0.54	2.42	3.03	2.4	10.6	13.3	99	3.55	B	A+	4.01	5.20	1814	1.00
	5.0+5.0	4.30	4.30	—	—	2.88	8.60	10.67	0.63	2.70	3.38	2.8	11.9	14.8	99	3.19	D	A	3.88	4.69	1692	0.89
	5.0+6.0	3.91	4.69	—	—	3.08	8.60	10.66	0.64	2.39	2.96	2.8	10.5	13.0	99	3.60	B	A	3.99	5.13	1800	0.98
	1.5+1.5+1.5	2.17	2.17	2.17	—	1.97	6.50	9.54	0.44	1.50	2.46	1.9	6.6	10.8	99	4.33	A	A	3.86	4.75	1725	0.89
	1.5+1.5+2.0	2.08	2.08	2.77	—	1.97	6.92	9.71	0.44	1.67	2.54	1.9	7.3	11.2	99	4.14	A	A	3.89	4.84	1742	0.92
	1.5+1.5+2.5	2.00	2.00	3.34	—	2.06	7.34	9.79	0.45	1.82	2.58	2.0	8.0	11.3	99	4.03	A	A	3.90	4.88	1751	0.95
	1.5+1.5+3.5	1.89	1.89	4.40	—	2.26	8.18	9.89	0.47	2.19	2.71	2.1	9.6	11.9	99	3.74	A	A	3.96	5.23	1849	0.98
	1.5+1.5+4.2	1.79	1.79	5.02	—	2.26	8.60	9.89	0.47	2.38	2.71	2.1	10.5	11.9	99	3.61	A	A	3.98	5.26	1851	1.00
	1.5+1.5+5.0	1.61	1.61	5.38	—	2.66	8.60	10.06	0.58	2.38	2.79	2.5	10.5	12.3	99	3.61	A	A	3.96	5.19	1834	0.99
	1.5+1.5+6.0	1.43	1.43	5.73	—	2.87	8.60	10.18	0.58	2.16	2.51	2.5	9.5	11.0	99	3.98	A	A+	4.09	5.59	1913	1.08
	1.5+2.0+2.0	2.00	2.67	2.67	—	1.97	7.34	9.87	0.44	1.84	2.62	1.9	8.1	11.5	99	3.99	A	A	3.90	4.93	1771	0.95
	1.5+2.0+2.5	1.94	2.59	3.23	—	2.06	7.76	9.96	0.45	2.00	2.65	2.0	8.8	11.6	99	3.88	A	A	3.93	4.97	1772	0.94
	1.5+2.0+3.5	1.84	2.46	4.30	—	2.26	8.60	10.05	0.47	2.38	2.80	2.1	10.5	12.3	99	3.61	A	A	3.98	5.31	1868	1.00
	1.5+2.0+4.2	1.68	2.23	4.69	—	2.26	8.60	10.06	0.47	2.38	2.79	2.1	10.5	12.3	99	3.61	A	A	3.98	5.34	1877	1.03
	1.5+2.0+5.0	1.52	2.02	5.06	—	2.66	8.60	10.46	0.58	2.38	2.87	2.5	10.5	12.6	99	3.61	A	A	3.99	5.27	1850	1.01
	1.5+2.0+6.0	1.36	1.81	5.43	—	2.87	8.60	10.47	0.58	2.16	2.59	2.5	9.5	11.4	99	3.98	A	A+	4.10	5.66	1934	1.10
	1.5+2.5+2.5	1.89	3.15	3.15	—	2.16	8.18	10.07	0.48	2.18	2.65	2.1	9.6	11.6	99	3.75	A	A	3.94	5.01	1780	0.97
4MXS68F	1.5+2.5+3.5	1.72	2.87	4.01	—	2.35	8.60	10.17	0.50	2.38	2.79	2.2	10.5	12.3	99	3.61	A	A	3.99	5.35	1880	1.04
	1.5+2.5+4.2	1.57	2.62	4.40	—	2.36	8.60	10.17	0.50	2.38	2.79	2.2	10.5	12.3	99	3.61	A	A+	4.02	5.38	1876	1.02
	1.5+2.5+5.0	1.43	2.39	4.78	—	2.75	8.60	10.58	0.60	2.38	2.87	2.6	10.5	12.6	99	3.61	A	A	3.98	5.31	1868	1.00
	1.5+2.5+6.0	1.29	2.15	5.16	—	2.96	8.60	10.36	0.61	2.16	2.59	2.7	9.5	11.4	99	3.98	A	A+	4.10	5.69	1945	1.08
	1.5+3.5+3.5	1.52	3.54	3.54	—	2.64	8.60	10.18	0.58	2.38	2.79	2.5	10.5	12.3	99	3.61	A	A+	4.09	5.66	1937	1.10
	1.5+3.5+4.2	1.40	3.27	3.93	—	2.64	8.60	10.18	0.58	2.37	2.78	2.5	10.4	12.2	99	3.63	A	A+	4.08	5.69	1951	1.09
	1.5+3.5+5.0	1.29	3.01	4.30	—	2.94	8.60	10.51	0.66	2.37	2.82	2.9	10.4	12.4	99	3.63	A	A+	4.09	5.62	1926	1.06
	1.5+3.5+6.0	1.17	2.74	4.69	—	2.87	8.60	10.37	0.58	2.15	2.58	2.5	9.4	11.3	99	4.00	A	A+	4.17	5.82	1954	1.11
	1.5+4.2+4.2	1.30	3.65	3.65	—	2.64	8.60	10.27	0.58	2.37	2.82	2.5	10.4	12.4	99	3.63	A	A+	4.10	5.71	1952	1.10
	1.5+4.2+5.0	1.21	3.38	4.02	—	2.94	8.60	10.57	0.66	2.37	2.90	2.9	10.4	12.7	99	3.63	A	A+	4.09	5.65	1935	1.09
	2.0+2.0+2.0	2.63	2.63	2.63	—	1.97	7.89	10.04	0.44	2.05	2.70	1.9	9.0	11.9	99	3.85	A	A	3.94	5.01	1780	0.97
	2.0+2.0+2.5	2.54	2.54	3.17	—	2.06	8.25	10.12	0.45	2.18	2.74	2.0	9.6	12.0	99	3.78	A	A	3.94	5.05	1794	0.96
	2.0+2.0+3.5	2.29	2.29	4.02	—	2.26	8.60	10.22	0.47	2.34	2.88	2.1	10.3	12.6	99	3.68	A	A+	4.02	5.39	1879	1.03
	2.0+2.0+4.2	2.10	2.10	4.40	—	2.26	8.60	10.22	0.47	2.34	2.88	2.1	10.3	12.6	99	3.68	A	A+	4.02	5.42	1888	1.05
	2.0+2.0+5.0	1.91	1.91	4.78	—	2.66	8.60	10.40	0.58	2.34	2.96	2.5	10.3	13.0	99	3.68	A	A	3.99	5.35	1880	1.04
	2.0+2.0+6.0	1.72	1.72	5.16	—	2.87	8.60	10.53	0.58	2.12	2.67	2.5	9.3	11.7	99	4.06	A	A+	4.09	5.73	1960	1.08
	2.0+2.5+2.5	2.46	3.07	3.07	—	2.16	8.60	10.13	0.46	2.35	2.84	2.0	10.3	12.5	99	3.66	A	A	3.94	5.09	1807	0.99
	2.0+2.5+3.5	2.15	2.69	3.76	—	2.35	8.60	10.22	0.49	2.34	2.88	2.2	10.3	12.6	99	3.68	A	A+	4.02	5.42	1888	1.05
	2.0+2.5+4.2	1.98	2.47	4.15	—	2.36	8.60	10.23	0.49	2.34	2.87	2.2	10.3	12.6	99	3.68	A	A+	4.02	5.45	1899	1.04
	2.0+2.5+5.0	1.81	2.26	4.53	—	2.75	8.60	10.63	0.60	2.32	2.99	2.6	10.2	13.1	99	3.71	A	A+	4.02	5.39	1879	1.03
	2.0+2.5+6.0	1.64	2.05	4.91	—	2.96	8.60	10.64	0.60	2.10	2.64	2.6	9.2	11.6	99	4.10	A	A+	4.13	5.76	1952	1.11
	2.0+3.5+3.5	1.92	3.34	3.34	—	2.64	8.60	10.35	0.55	2.31	2.93	2.4	10.1	12.9	99	3.72	A	A+	4.09	5.73	1963	1.08
	2.0+3.5+4.2	1.77	3.10	3.72	—	2.64	8.60	10.35	0.55	2.31	2.92	2.4	10.1	12.8	99	3.72	A	A+	4.12	5.76	1956	1.11
	2.0+3.5+5.0	1.64	2.87	4.09	—	2.94	8.60	10.68	0.62	2.29	3.06	2.7	10.1	13.4	99	3.76	A	A+	4.09	5.70	1951	1.09
	2.0+4.2+4.2	1.65	3.47	3.47	—	2.64	8.60	10.36	0.55	2.31	2.92	2.4	10.1	12.8	99	3.72	A	A+	4.12	5.78	1962	1.13
	2.5+2.5+2.5	2.86	2.86	2.86	—	2.26	8.58	10.24	0.48	2.35	2.87	2.1	10.3	12.6	99	3.65	A	A	3.97	5.13	1809	0.98
	2.5+2.5+3.5	2.53	2.53	3.54	—	2.45	8.60	10.45	0.51	2.34	2.96	2.2	10.3	13.0	99	3.68	A	A+	4.02	5.46	1902	1.05
	2.5+2.5+4.2	2.34	2.34	3.93	—	2.45	8.60	10.46	0.51	2.34	2.96	2.2	10.3	13.0	99	3.68	A	A+	4.02	5.49	1912	1.03
	2.5+2.5+5.0	2.15	2.15	4.30	—	2.85	8.60	10.64	0.62	2.29	3.02	2.7	10.1	13.3	99	3.76	A	A+	4.03	5.43	1889	1.06
	2.5+2.5+6.0	1.95	1.95	4.70	—	3.06	8.60	10.65	0.62	2.08	2.64	2.7	9.1	11.6	99	4.13	A	A+	4.12	5.79	1966	1.10
	2.5+3.5+3.5	2.26	3.17	3.17	—	2.73	8.60	10.58	0.56	2.31	2.96	2.5	10.1	13.0	99	3.72	A	A+	4.12	5.76	1956	1.11
	2.5+3.5+4.2	2.11	2.95	3.54	—	2.74	8.60	10.59	0.56	2.31	2.95	2.5	10.1	13.0	99	3.72	A	A+	4.12	5.79	1970	1.10
	2.5+3.5+5.0	1.95	2.74	3.91	—	3.13	8.60	10.65	0.64	2.29	2.98	2.8	10.1	13.1	99	3.76	A	A+	4.09	5.73	1963	1.08
	2.5+4.2+4.2	1.97	3.31	3.31	—	2.74	8.60	10.59	0.56	2.31	2.95	2.5	10.1	13.0	99	3.72	A	A+	4.13	5.79	1961	1.13
	3.5+3.5+3.5	2.86	2.86	2.86	—	2.92	8.58	10.63	0.61	2.29	3.03	2.7	10.1	13.3	99	3.75	A	A+	4.22	5.83	1933	1.12
	1.5+1.5+1.5+1.5	1.94	1.94	1.94	1.94	2.42	7.76	9.68	0.52	1.62	2.30	2.3	7.1	10.1	99	4.79	A	A+	4.10	5.64	1928	1.08
	1.5+1.5+1.5+2.0	1.89	1.89	1.89	2.52	2.42	8.18	9.86	0.52	1.78	2.38	2.3	7.8	10.5	99	4.60	A	A+	4.14	5.72	1935	1.11
	1.5+1.5+1.5+2.5	1.84	1.84	1.84	3.07	2.52	8.60	9.96	0.53	1.94	2.34	2.3	8.5	10.3	99	4.43	A	A+	4.14	5.75	1946	1.10
	1.5+1.5+1.5+3.5	1.61	1.61	1.61	3.76	2.72	8.60	10.06	0.57	1.94	2.40	2.5	8.5	10.5	99	4.43	A	A+	4.23	5.82	1927	1.11
	1.5+1.5+1.5+4.2	1.48	1.48	1.48	4.15	2.73	8.60	10.06	0.56	1.93	2.39	2.5	8.5	10.5	99	4.46	A	A+	4.26	5.83	1917	1.12
	1.5+1.5+1.5+5.0	1.36	1.36	1.36	4.53	3.04	8.60	10.12	0.63	1.89	2.31	2.8	8.3	10.1	99	4.55	A	A+	4.23	5.82	1929	1.11
	1.5+1.5+1.5+6.0	1.23	1.23	1.23	4.91	2.98	8.60	10.46	0.48	1.66	2.15	2.1	7.3	9.4	99	5.18	A	A+	4.37	5.84	1872	1.12

5 Combination table

5 - 1 Combination Table

4MXS68F

HEATING

OUTDOOR UNIT	INDOOR UNIT	HEATING CAPACITY (kW)				TOTAL CAPACITY (kW)			POWER INPUT COOLING (kW)			TOTAL CURRENT (A)			POWER FACTOR (%)	COP	ENERGY LABEL	Seasonal data				
		A ROOM	B ROOM	C ROOM	D ROOM	Min.	Nom.	Max.	Min.	Nom.	Max.	Min.	Nom.	Max.				label	SCOP	Pdesign	AEC	Back-up heater capacity at -10°C
4MXS68F	1.5+1.5+2.0+2.0	1.84	1.84	2.46	2.46	2.42	8.60	10.04	0.52	1.94	2.46	2.3	8.5	10.8	99	4.43	A	A+	4.15	5.78	1953	1.13
	1.5+1.5+2.0+2.5	1.72	1.72	2.29	2.87	2.52	8.60	10.13	0.53	1.94	2.42	2.3	8.5	10.6	99	4.43	A	A+	4.15	5.79	1953	1.13
	1.5+1.5+2.0+3.5	1.52	1.52	2.02	3.54	2.72	8.60	10.23	0.57	1.94	2.47	2.5	8.5	10.8	99	4.43	A	A+	4.27	5.83	1913	1.12
	1.5+1.5+2.0+4.2	1.40	1.40	1.87	3.93	2.73	8.60	10.24	0.56	1.93	2.47	2.5	8.5	10.8	99	4.46	A	A+	4.30	5.83	1900	1.11
	1.5+1.5+2.0+5.0	1.29	1.29	1.72	4.30	3.04	8.60	10.30	0.63	1.89	2.39	2.8	8.3	10.5	99	4.55	A	A+	4.26	5.83	1917	1.12
	1.5+1.5+2.0+6.0	1.17	1.17	1.56	4.69	2.98	8.60	10.64	0.48	1.66	2.22	2.1	7.3	9.7	99	5.18	A	A+	4.42	5.84	1852	1.12
	1.5+1.5+2.5+2.5	1.61	1.61	2.69	2.69	2.62	8.60	10.14	0.55	1.94	2.42	2.4	8.5	10.6	99	4.43	A	A+	4.18	5.80	1943	1.10
	1.5+1.5+2.5+3.5	1.43	1.43	2.39	3.34	2.92	8.60	10.24	0.63	1.94	2.47	2.8	8.5	10.8	99	4.43	A	A+	4.30	5.83	1898	1.11
	1.5+1.5+2.5+4.2	1.33	1.33	2.22	3.72	2.92	8.60	10.24	0.62	1.93	2.47	2.7	8.5	10.8	99	4.46	A	A+	4.31	5.84	1897	1.12
	1.5+1.5+2.5+5.0	1.23	1.23	2.05	4.10	3.04	8.60	10.48	0.63	1.89	2.46	2.8	8.3	10.8	99	4.55	A	A+	4.27	5.83	1913	1.12
	1.5+1.5+3.5+3.5	1.29	1.29	3.01	3.01	3.12	8.60	10.34	0.68	1.93	2.50	3.0	8.5	11.0	99	4.46	A	A+	4.41	5.84	1855	1.12
	1.5+1.5+3.5+4.2	1.21	1.21	2.81	3.38	2.93	8.60	10.43	0.62	1.89	2.54	2.7	8.3	11.2	99	4.55	A	A+	4.41	5.84	1854	1.12
	1.5+2.0+2.0+2.0	1.72	2.29	2.29	2.29	2.42	8.60	10.22	0.52	1.94	2.54	2.3	8.5	11.2	99	4.43	A	A+	4.18	5.80	1943	1.10
	1.5+2.0+2.0+2.5	1.61	2.15	2.15	2.69	2.52	8.60	10.31	0.53	1.94	2.49	2.3	8.5	10.9	99	4.43	A	A+	4.19	5.81	1944	1.11
	1.5+2.0+2.0+3.5	1.43	1.91	1.91	3.34	2.72	8.60	10.41	0.57	1.94	2.55	2.5	8.5	11.2	99	4.43	A	A+	4.32	5.84	1895	1.12
	1.5+2.0+2.0+4.2	1.33	1.77	1.77	3.72	2.73	8.60	10.42	0.56	1.93	2.55	2.5	8.5	11.2	99	4.46	A	A+	4.32	5.84	1895	1.12
	1.5+2.0+2.0+5.0	1.23	1.64	1.64	4.10	3.04	8.60	10.48	0.63	1.89	2.46	2.8	8.3	10.8	99	4.55	A	A+	4.30	5.83	1898	1.11
	1.5+2.0+2.5+2.5	1.52	2.02	2.53	2.53	2.62	8.60	10.31	0.55	1.94	2.49	2.4	8.5	10.9	99	4.43	A	A+	4.19	5.81	1942	1.11
	1.5+2.0+2.5+3.5	1.36	1.81	2.26	3.17	2.92	8.60	10.41	0.63	1.94	2.55	2.8	8.5	11.2	99	4.43	A	A+	4.32	5.84	1895	1.12
	1.5+2.0+2.5+4.2	1.26	1.69	2.11	3.54	2.92	8.60	10.42	0.62	1.93	2.55	2.7	8.5	11.2	99	4.46	A	A+	4.33	5.84	1890	1.12
	1.5+2.0+2.5+5.0	1.17	1.56	1.95	3.91	3.04	8.60	10.66	0.63	1.89	2.54	2.8	8.3	11.2	99	4.55	A	A+	4.32	5.84	1895	1.12
	1.5+2.0+3.5+3.5	1.23	1.64	2.87	2.87	3.12	8.60	10.51	0.68	1.93	2.58	3.0	8.5	11.3	99	4.46	A	A+	4.42	5.84	1852	1.12
	1.5+2.5+2.5+2.5	1.43	2.39	2.39	2.39	2.72	8.60	10.32	0.58	1.94	2.49	2.5	8.5	10.9	99	4.43	A	A+	4.19	5.81	1940	1.10
	1.5+2.5+2.5+3.5	1.29	2.15	2.15	3.01	3.02	8.60	10.50	0.66	1.93	2.59	2.9	8.5	11.4	99	4.46	A	A+	4.36	5.84	1877	1.12
	1.5+2.5+2.5+4.2	1.21	2.01	2.01	3.38	2.92	8.60	10.59	0.62	1.93	2.62	2.7	8.5	11.5	99	4.46	A	A+	4.36	5.84	1875	1.12
	1.5+2.5+3.5+3.5	1.17	1.95	2.74	2.74	3.12	8.60	10.60	0.68	1.90	2.62	3.0	8.3	11.5	99	4.53	A	A+	4.48	5.84	1826	1.12
	2.0+2.0+2.0+2.0	2.15	2.15	2.15	2.15	2.42	8.60	10.39	0.52	1.91	2.61	2.3	8.4	11.5	99	4.50	A	A+	4.19	5.81	1942	1.11
	2.0+2.0+2.0+2.5	2.02	2.02	2.02	2.54	2.52	8.60	10.48	0.53	1.91	2.57	2.3	8.4	11.3	99	4.50	A	A+	4.20	5.82	1940	1.11
	2.0+2.0+2.0+3.5	1.81	1.81	1.81	3.17	2.72	8.60	10.58	0.57	1.90	2.63	2.5	8.3	11.6	99	4.53	A	A+	4.36	5.84	1877	1.12
	2.0+2.0+2.0+4.2	1.69	1.69	1.69	3.54	2.73	8.60	10.59	0.56	1.90	2.63	2.5	8.3	11.6	99	4.53	A	A+	4.36	5.84	1875	1.12
	2.0+2.0+2.0+5.0	1.56	1.56	1.56	3.92	3.04	8.60	10.65	0.63	1.86	2.54	2.8	8.2	11.2	99	4.62	A	A+	4.33	5.84	1890	1.12
	2.0+2.0+2.5+2.5	1.91	1.91	2.39	2.39	2.62	8.60	10.49	0.55	1.91	2.57	2.4	8.4	11.3	99	4.50	A	A+	4.23	5.82	1925	1.11
	2.0+2.0+2.5+3.5	1.72	1.72	2.15	3.01	2.92	8.60	10.59	0.60	1.90	2.63	2.6	8.3	11.6	99	4.53	A	A+	4.36	5.84	1875	1.12
	2.0+2.0+2.5+4.2	1.61	1.61	2.01	3.38	2.92	8.60	10.59	0.60	1.90	2.63	2.6	8.3	11.6	99	4.53	A	A+	4.37	5.84	1873	1.12
	2.0+2.0+3.5+3.5	1.56	1.56	2.74	2.74	3.12	8.60	10.69	0.65	1.90	2.66	2.9	8.3	11.7	99	4.53	A	A+	4.48	5.84	1824	1.13
	2.0+2.5+2.5+2.5	1.82	2.26	2.26	2.26	2.72	8.60	10.49	0.57	1.91	2.57	2.5	8.4	11.3	99	4.50	A	A+	4.24	5.82	1923	1.11
	2.0+2.5+2.5+3.5	1.64	2.05	2.05	2.86	3.02	8.60	10.68	0.63	1.90	2.67	2.8	8.3	11.7	99	4.53	A	A+	4.37	5.84	1873	1.12
	2.5+2.5+2.5+2.5	2.15	2.15	2.15	2.15	2.82	8.60	10.67	0.57	1.91	2.59	2.5	8.4	11.4	99	4.50	A	A+	4.26	5.83	1915	1.12
	2.5+2.5+2.5+3.5	1.95	1.95	1.95	2.75	3.12	8.60	10.68	0.64	1.88	2.58	2.8	8.3	11.3	99	4.57	A	A+	4.37	5.84	1871	1.12

NOTES - ANMERKUNGEN - ΣΗΜΕΙΩΣΕΙΣ - NOTAS - REMARQUES - NOTE - OPMERKINGEN - ПРИМЕЧАНИЯ - NOTLAR

1 Cooling capacity is based on 27°CDB/19°CWB (Indoor temperature). 35°CDB (Outdoor temperature).
Heating capacity is based on 20°CDB (Indoor temperature). 7°CDB/6°CWB (Outdoor temperature).
Kühlleistungen basieren auf 27 °C TK/19 °C FK (Innentemperatur); 35 °C TK (Außentemperatur)
Heizleistungen basieren auf 20 °C TK (Innentemperatur); 7 °C TK/6 °C FK (Außentemperatur)
Η ψυκτική απόδοση βασίζεται σε 27°CDB / 19°CWB (θερμοκρασία εσωτερικού χώρου). 35°CDB (εξωτερική θερμοκρασία).
Η απόδοση θέρμανσης βασίζεται σε 20°CDB (θερμοκρασία εσωτερικού χώρου). 7°CDB/6°CWB (εξωτερική θερμοκρασία).
Capacidad de refrigeración basada en 27 °CBS/19 °CBH (temperatura interiior). 35 °CBS (temperatura exterior).
Capacidad de calefacción basada en 20 °CBS (temperatura interior). 7 °CBS/6 °CBH (temperatura exterior).
La puissance frigorifique est basée sur les conditions suivantes : 27 °CBS/19 °CBH (température intérieure), 35 °CBS (température extérieure).
La puissance calorifique est basée sur les conditions suivantes : 20 °CBS (température intérieure), 7 °CBS/6 °CBH (température extérieure).
La capacità di raffrescamento si basa su 27°CBS/19°CBU (temperatura interna). 35°CBS (temperatura esterna).
La capacità di riscaldamento si basa su 20°CBS (temperatura interna). 7°CBS/6°CBU (temperatura esterna).
Het koelvermogen is gebaseerd op 27°C DB/19°C NB (binnentemperatuur). 35°C DB (buitentemperatuur).
Het verwarmingsvermogen is gebaseerd op 20°C D (binnentemperatuur). 7°C DB/6°C NB (buitentemperatuur).
Холодопроизводительность при 27°C сух.т./19°C вл.т. (температура в помещении). 35°C сух.т. (температура наружного воздуха).
Теплопроизводительность при 20°C сух.т. (температура в помещении). 7°C сух.т./6°C вл.т. (температура наружного воздуха).
Soğutma kapasitesi şu koşullara dayalıdır: 27°C KT/19°C YT'ye (İç ortam sıcaklığı). 35°C KT (Dış ortam sıcaklığı).
Isıtma kapasitesi şu koşullara dayalıdır: 20C KT (ç ortam sıcaklığı). 7°C KT/6°C YT (Dış ortam sıcaklığı).

2 The total ability of connected a indoor unit is up to 11.0 kW.
Die Gesamtleistungsfähigkeit der angeschlossenen Innengeräte beträgt bis zu 11,0 kW.
Η συνολική ικανότητα μίας συνδεδεμένης εσωτερικής μονάδας είναι μέχρι 11,0 kW.
La capacidad total de una unidad interior conectada es de hasta 11,0 kW.
La capacité totale d'une unité intérieure connectée est de 11,0 kW maximum.
La capacità totale di un'unità interna collegata raggiunge i 11,0 kW.
Het totaal vermogen van een aangesloten binnenunit is tot 11,0 kW.
Общая мощность подключенного внутреннего блока – до 11,0 кВт.
Bağlı iç ünitenin toplam kapasitesi maksimum 11,0 kW'dır.

3 It is impossible to connect the indoor unit for one room only.
Es ist nicht möglich, das Innengerät für nur einen Raum anzuschließen.
Είναι αδύνατη η σύνδεση της εσωτερικής μονάδας μόνο για ένα δωμάτιο.
Es imposible conectar la unidad interior para una sola habitación.
Il est impossible de connecter l'unité intérieure pour une seule pièce.
È impossibile collegare l'unità interna per un solo locale.
Het is niet mogelijk om alleen een binnenunit voor één vertrek aan te sluiten.
Невозможно подключить внутренний блок только для одной комнаты.
İç ünitenin yalnızca tek bir oda için bağlanması mümkün değildir.

4 The above is the value for connecting with the following indoor units.
1.5kW: wall mounted CTXS-K series; 2.0, 2.5, 3.5, 4.2, 5.0kW: wall mounted FTXS-K series
6.0 kW class; wall mounted G series
Der obige Wert gilt für den Anschluss folgender Innengeräte.
1,5 kW: Wandgerät Baureihe CTXS-K: 2,0, 2,5, 3,5, 4,2, 5,0 kW: Wandgerät Baureihe FTXS-K
6,0 kW Klasse; Wandgerät Baureihe G
Η παραπάνω είναι τιμή για σύνδεση με τις παρακάτω εσωτερικές μονάδες.
1,5kW: επίτοιχη σειρά CTXS-K 2,0, 2,5, 3,5, 4,2 5,0kW: επίτοιχη σειρά FTXS-K
Κατηγορία 6,0 kW, σειρά G επίτοιχου τύπου
Arriba aparece el valor de conexión para las siguientes unidades interiores
1,5 kW: serie CTXS-K montada en pared; 2,0, 2,5, 3,5, 4,2, 5,0 kW: serie FTXS-K montada en pared
Clase 6,0 kW; serie G montada en pared
La valeur ci-avant est la valeur pour la connexion aux unités intérieures suivantes :
1,5 kW : unités murales série CTXS-K ; 2,0 / 2,5 / 3,5 / 4,2 / 5,0 kW : unités murales série FTXS-K
Unités murales série G ; classe 6,0
Sopra è mostrato il valore per il collegamento alle seguenti unità interne.
1,5kW: serie CTXS-K a parete; 2,0, 2,5, 3,5, 4,2, 5,0kW: serie FTXS-K a parete
Classe 6,0 kW; serie G a parete
De bovenstaande waarde is de waarde voor aansluiting met de volgende binnenunits.
1,5 kW: muurmodellen CTXS-K-serie. 2,0/ 2,5/ 3,5/4,2/5,0 kW: muurmodellen FTXS-K-serie
klasse 6,0 kW, muurmodellen G-serie
Выше приведено значение для соединения со следующими внутренними блоками.
1,5 кВт: настенный блок серии CTXS-K; 2,0, 2,5, 3,5, 4,2, 5,0 кВт: настенный блок серии FTXS-K
класс 6,0 кВт; настенный блок серии G
Aşağıdaki iç ünitelere bağlantı için geçerli veriler yukarıda verilmiştir.
1,5kW: duvar tipi CTXS-K serisi; 2,0, 2,5, 3,5, 4,2, 5,0 kW: duvar tipi FTXS-K serisi
6,0 kW sınıfı; duvar tipi G serisi

6 Capacity tables

6 - 1 Capacity Table Legend

In order to fulfill more your requirements on quick access of data in the format you require, we have developed a tool to consult capacity tables.

Below you can find the link to the capacity table database and an overview of all the tools we have, to help you select the correct product:

- Capacity table database: makes you find back and export quickly the capacity information you are looking for based upon unit model, refrigerant temperature and connection ratio.
  → http://extranet.daikineurope.com/captab
- E-data app: gives a complete overview of the Daikin products available in your country, with all engineering data and commercial info in your own language. Download the app now!
  → https://itunes.apple.com/us/app/daikin-e-data/id565955746?mt=8
  → https://play.google.com/store/apps/details?id=com.daikineurope.edata&hl=en
- Selection software: allows you to make equipment selections for Split.
  → http://extranet.daikineurope.com/en/software/downloads/default.jsp

7 Dimensional drawings

7 - 1 Dimensional Drawings

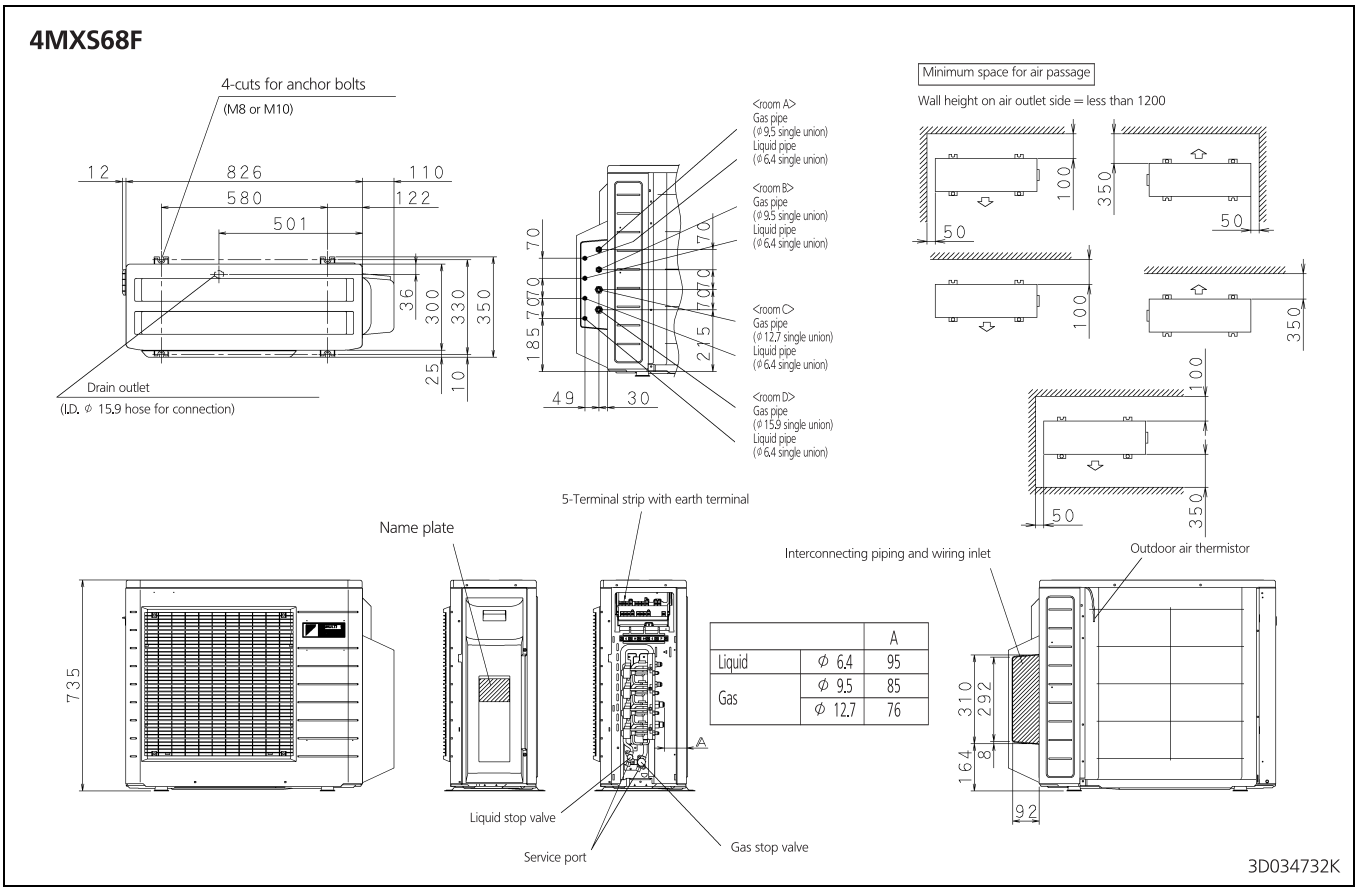

8 Centre of gravity

8 - 1 Centre of Gravity

4MXS68F

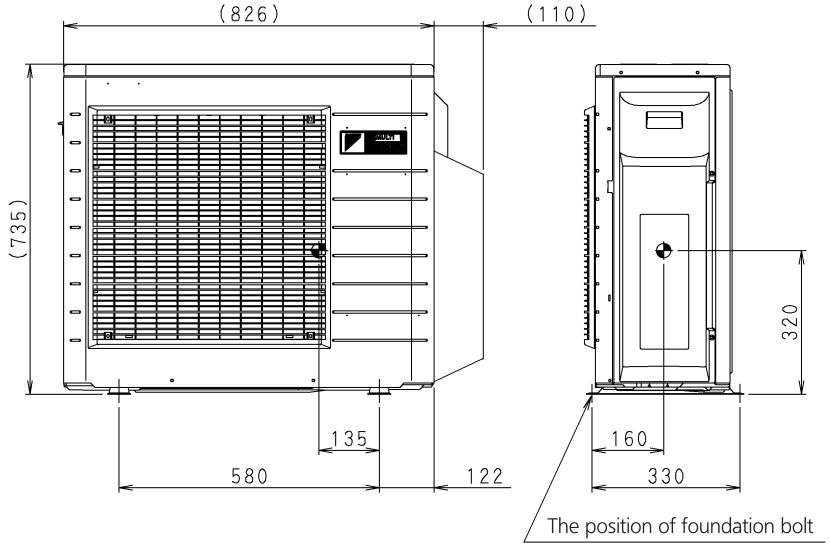

4D037024U

9 Piping diagrams

9 - 1 Piping Diagrams

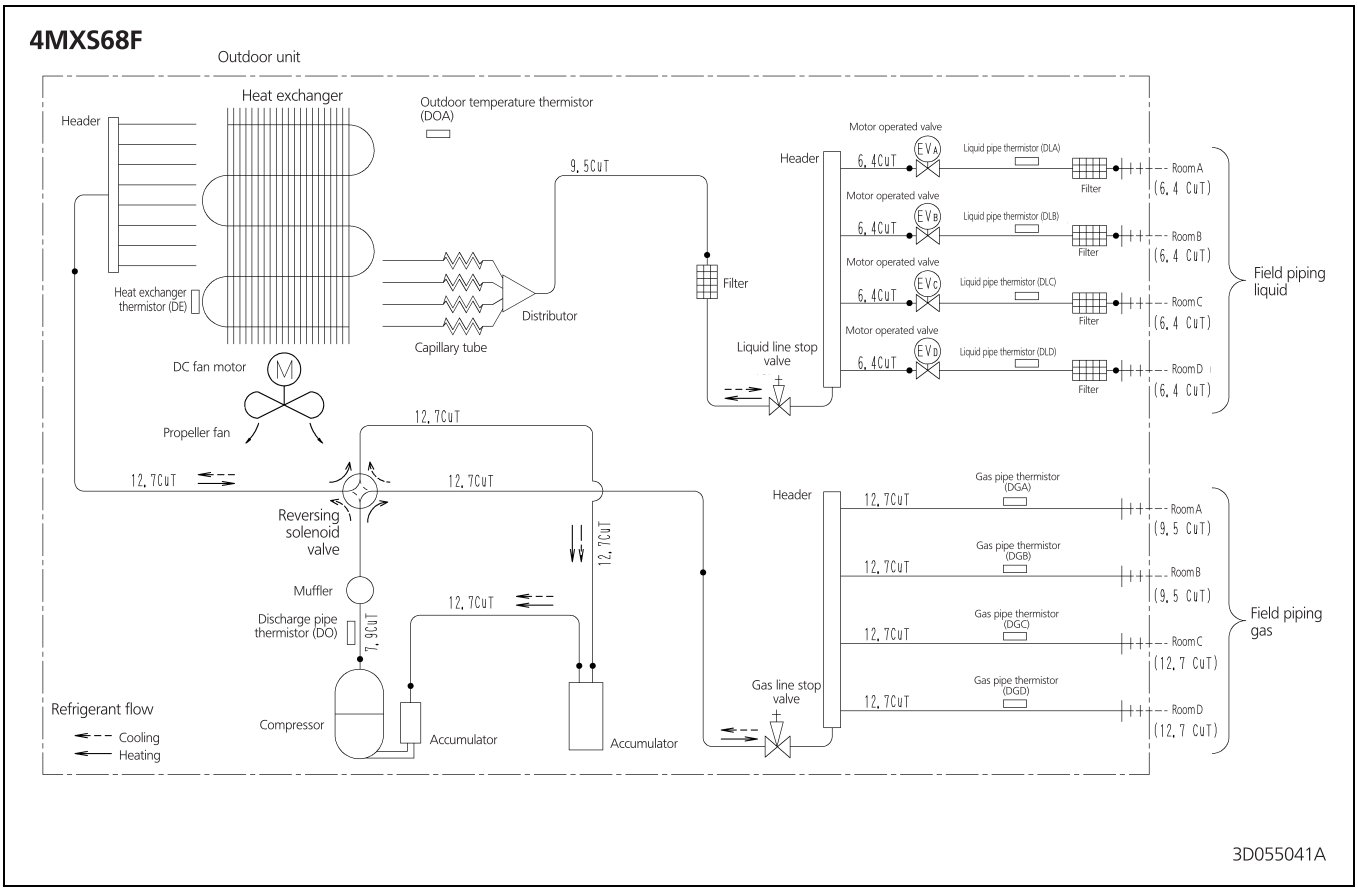

10 Wiring diagrams

10 - 1 Wiring Diagrams - Single Phase

4MXS68F

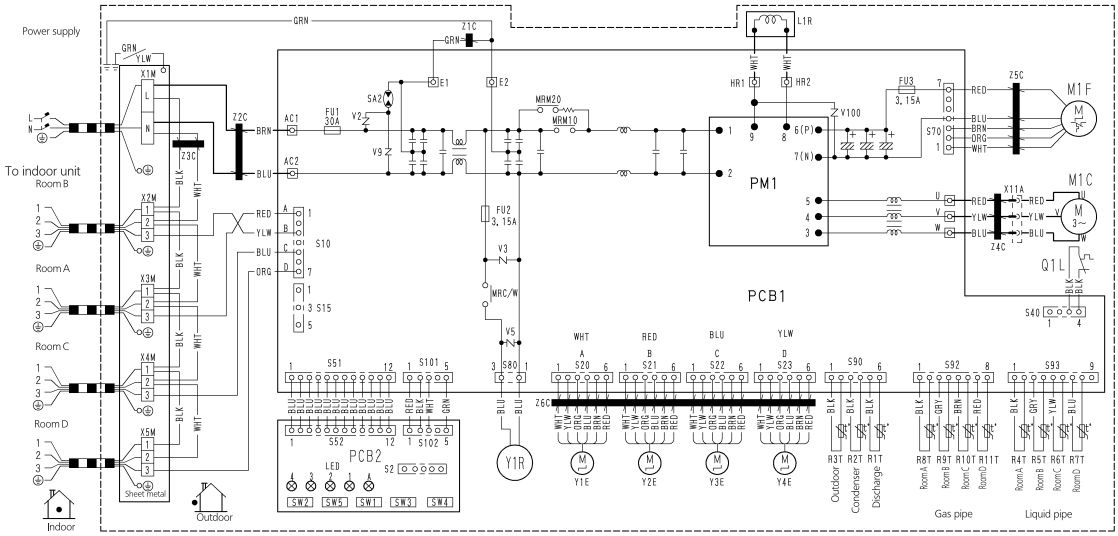

Field wiring

Notes:
1. Refer to purchasing specification AS303002, unless otherwise specified.
2. This drawing was drawn on CAD system.

Z1C~Z6C	: Ferrite core
X1M~X5M	: Terminal strip
Y1E~Y4E	: Electronic expansion valve coil
V2,V3,V5,V9,V100	: Varistor
SA2	: Surge arrester
FU1,FU2,FU3	: Fuse
AC1,AC2	
U,V,W,X11A	
E1,E2	
HR1,HR2	: Connector
MRM10, MRM20,	
MRC/W	: Magnetic relay
R1T~R11T	: Thermistor
S2~S102	: Connector
LED1~LED4	
LEDA	: Pilot lamp
L	: Live
N	: Neutral
SW1	: Forced operation on/off switch (SW1)
SW2	: Select switch (SW2)
SW3	: Wiring error check SW (SW3)
SW4	: Priority room setting SW (SW4)
SW5	: Night quiet mode setting SW (SW5)
M1C	: Compressor motor
M1F	: Fan motor
L1R	: Reactor
Q1L	: Overload protector
PM1	: Power module
PCB1,2	: Printed circuit board
Y1R	: Reversing solenoide valve coil
Sheet metal	: Terminal strip fixed plate

3D055495A

11 Sound data

11 - 1 Sound Pressure Spectrum - Cooling

4MXS68F

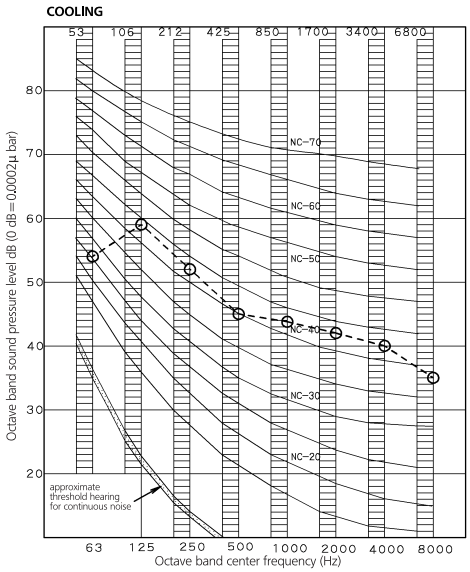

NOTES

1 Overall (dB)

Scale	50Hz 220V~240V 60Hz 220V~230V
A	48

(B,G,N is already rectified)

2 Measuring place: Measure in anechoic room

3 Operation noise differs with operation and ambient conditions.

4 Operating conditions: Power source 220-240V/220-230V 50/60Hz
O——O 50/60Hz 220-240V/220-230V
Cooling

5 Location of microphone
JISC9612
The operation noise measuring method is in accordance with JISC9612

3D034807N

11 Sound data

11 - 2 Sound Pressure Spectrum - Heating

4MXS68F

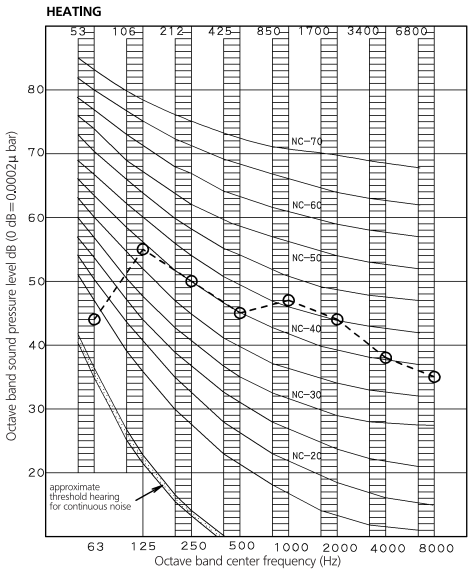

NOTES

1 Overall (dB)

Scale	50Hz 220V~240V 60Hz 220V~230V
A	49

(B,G,N is already rectified)

2 Measuring place: Measure in anechoic room

3 Operation noise differs with operation and ambient conditions.

4 Operating conditions: Power source 220-240V/220-230V 50/60Hz
O——O 50/60Hz 220-240V/220-230V
Heating

5 Location of microphone
JISC9612
The operation noise measuring method is in accordance with JISC9612

3D034807N

12 Operation range

12 - 1 Operation Range

4MXS68F

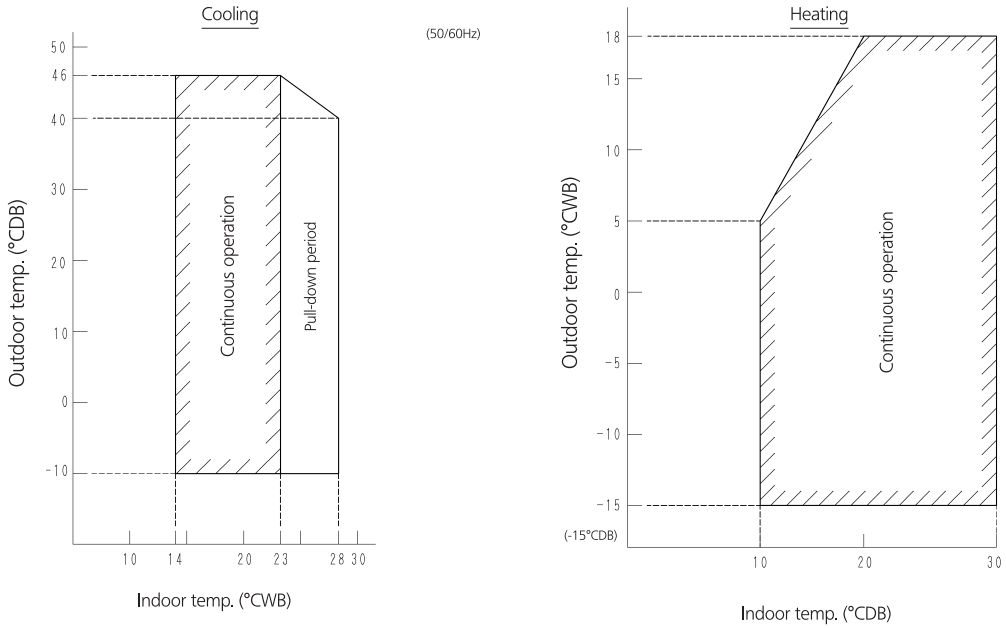

Notes:
The graphs are based on the following conditions:

- Equivalent piping length 7.5 m
- Level difference 0 m
- Air flow rate high

3D034956Q

Daikin Europe N.V. participates in the Eurovent Certification programme for Liquid Chilling Packages (LCP), Air handling units (AHU), Fan coil units (FCU) and variable refrigerant flow systems (VRF) Check ongoing validity of certificate online: www.eurovent-certification.com or using: www.certiflash.com

The present leaflet is drawn up by way of information only and does not constitute an offer binding upon Daikin Europe N.V.. Daikin Europe N.V. has compiled the content of this leaflet to the best of its knowledge. No express or implied warranty is given for the completeness, accuracy, reliability or fitness for particular purpose of its content and the products and services presented therein. Specifications are subject to change without prior notice. Daikin Europe N.V. explicitly rejects any liability for any direct or indirect damage, in the broadest sense, arising from or related to the use and/or interpretation of this leaflet. All content is copyrighted by Daikin Europe N.V.

BARCODE

Daikin products are distributed by:

EEDEN15-100 05/15 Copyright Daikin
The present publication supersedes EEDEN14-100

DAIKIN EUROPE N.V. Naamloze Vennootschap - Zandvoordestraat 300, B-8400 Oostende - Belgium - www.daikin.eu - BE 0412 120 336 - RPR Oostende