

Daikin air conditioners
for shops, restaurants and offices
4-way blow ceiling mounted cassette (950x950mm)

Daikin Airconditioning UK Ltd



www.daikin.co.uk

FCQ-B7





The ceiling mounted 4-way blow cassette is specially designed for use in false ceilings. The greater part of the unit integrates perfectly with the ceiling. Only the slim decoration panel remains visible. As their name suggests, these units can discharge air in any of 4 directions.

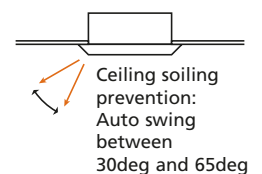
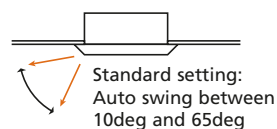
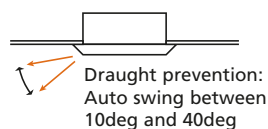
These cassettes are equipped with a special draught prevention and anti-ceiling soiling technology.

COMFORT

- You have the choice of 3 **auto-swing** positions for maximum comfort: standard, draught prevention or ceiling soiling prevention.

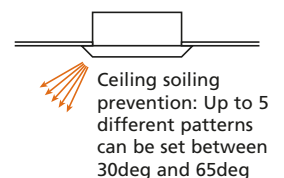
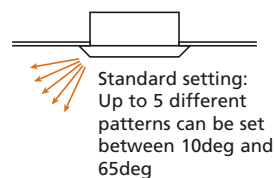
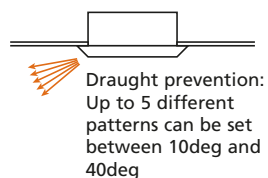
Auto swing:

Vertical auto swing automatically moves the flaps up and down to distribute air effectively throughout the whole room.



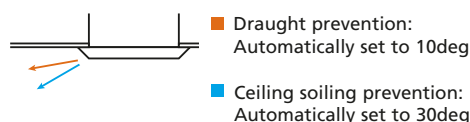
5 different air flow patterns:

Any one of five different air flow patterns can be freely selected between 0deg and 65deg. This air flow pattern will then be maintained during the operation of the air conditioner.



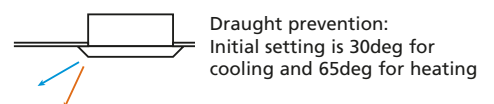
Draught prevention (heating mode):

Prevents draughts by automatically changing to horizontal air flow discharge when the heater is started up and the thermostat is switched off.



Auto blow air flow control:

The last air flow pattern is memorised and automatically reset the next time the unit is turned ON.

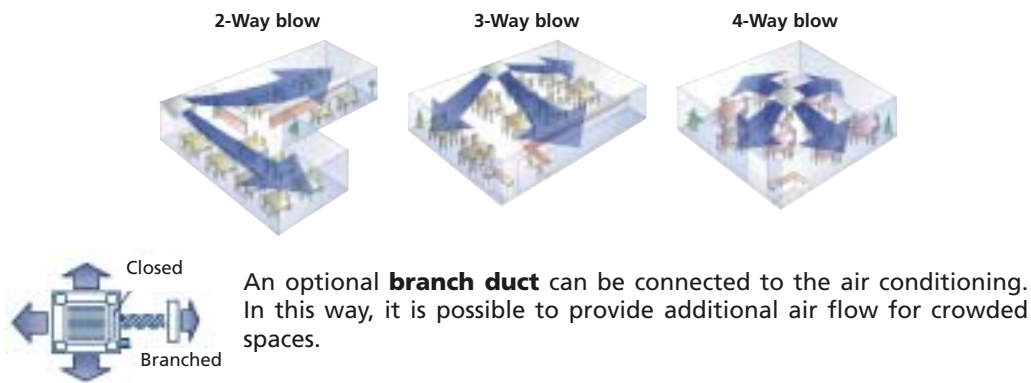




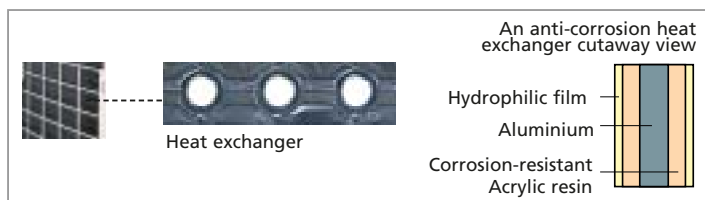
- Air flow distribution for **ceiling heights** up to 4.2m without loss of capacity.
- You have the choice out of 2 **fan speeds** to select: high or low. A high fan speed provides maximum reach while a low fan speed minimizes drafts.
- These indoor units are very **quiet in operation**. The sound levels are as low as 27dB (A), comparable to rustling leaves.
- Daikin's special **dry programme** reduces humidity in the room without variations in room temperature.
- The indoor unit contains an air **filter** which removes microscopic particles and dust.

FLEXIBLE INSTALLATION AND EASY TO USE

- Since the unit has a **low height** it fits flush into false ceilings (minimum height of 240mm).
- When the ceiling void is too small, a **panel spacer** can be used to cover the space between the ceiling and decoration panel.
- The **air** is discharged in 4 directions.
- It is possible to **shut one or 2 flaps off** enabling the unit to be installed in the middle of the room, in a corner or in a small room.



- The **outdoor unit** can be installed on a roof or terrace or placed against an outside wall.
- Special **anti-corrosion treatment** of the outdoor unit's heat exchanger fin, gives greater resistance against acid rain and salt corrosion. Additional resistance is provided by a rust proof steel sheet on the underside of the unit.



- Daikin **remote controls** give you easy control at your fingertips.
- The **wired remote control** provides you with a schedule timer, enabling to program the air conditioning daily or weekly.
- The optional **remote ON/OFF** enables you to start/stop the air conditioning from a mobile phone via a telephone remote control (field supply). The optional **forced OFF** enables you to switch off the unit automatically. E.g. when a window is opened, the unit switches off.



Infrared remote control (Optional)



Wired remote control (Optional)

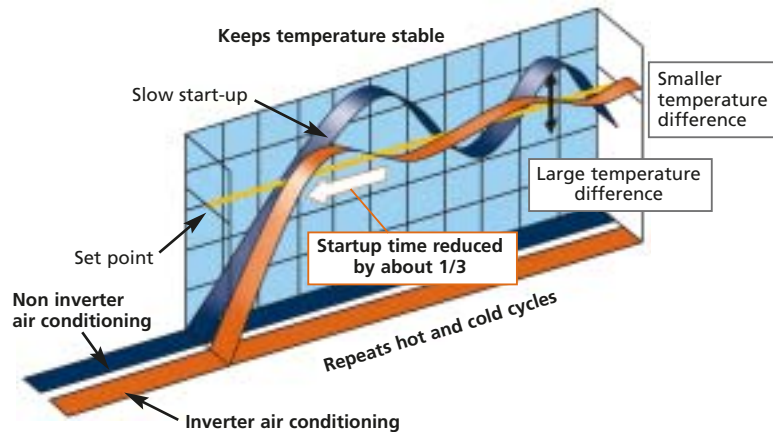
ENERGY EFFICIENT

- Energy label: up to class A

- **Inverter technology**

Improved energy efficiency:

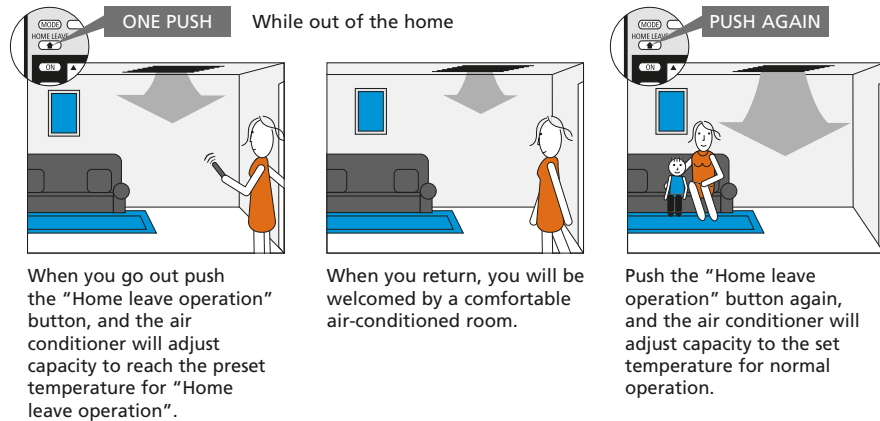
The use of integrated inverter control ensures maximum **energy efficiency** by supplying only the required heating or cooling load where a standard non inverter unit would supply maximum load in an on/off regime.



Improved comfort:

The rapid start up time provided by the inverter increases **comfort** by reducing the lead time in obtaining the required indoor temperature. As soon as the required temperature is reached, the inverter unit continuously scans the room for small changes and adjusts the room temperature in seconds, thereby increasing comfort once again.

- The **'home leave' operation** button prevents large temperature differences by continuously operating at a minimum (heating mode) or maximum (cooling mode) preset level while you're out or sleeping. It also allows the indoor temperature to return quickly to your favourite comfort level.



APPLICATION OPTIONS

- This model can be used both in **cooling only or heating**.
- It is possible to use the indoor unit in **pair** (connecting one indoor to one outdoor), **twin, triple, double twin** (connecting up to 4 indoors in the same room to a single outdoor) and **multi** applications (connecting up to 9 units in several rooms to 1 outdoor unit).

Capacity and power input

COOLING ONLY - INVERTER CONTROLLED (air cooled)			FCQ35B7V1	FCQ50B7V1	FCQ60B7V1				
			RKS35DVMB	RKS50BVMB9	RKS60BVMB9				
Cooling capacity	min ~ nom ~ max	kW	3.40 (nom)	0.90 ~ 5.00 ~ 5.60	0.90 ~ 5.70 ~ 6.00				
Nominal input	nominal	kW	1.21	1.92	2.19				
EER			2.81	2.60	2.60				
Energy label			C	E	E				
Annual energy consumption	cooling	kWh	605	960	1,095				
COOLING ONLY - NON INVERTER (air cooled)			FCQ50B7V1	FCQ60B7V1	FCQ71B7V3B	FCQ100B7V3B	FCQ125B7V3B		
			RS50BVMB	RS60BVMB	RR1B7V3B/W1B	RR100B7V3B/W1B	RR125B7W1B		
Cooling capacity	nominal	kW	5.00	5.70	7.10	10.00	12.50		
Nominal input	nominal	kW	1.92	2.19	2.72/2.66	3.83/3.56	4.66		
EER			2.60	2.60	2.61/2.67	2.61/2.81	2.68		
Energy label			E	E	D/D	D/C	D		
Annual energy consumption	cooling	kWh	960	1,095	1,360/1,330	1,915/1,780	2,330		
HEAT PUMP - INVERTER CONTROLLED (air cooled)			FCQ35B7V1	FCQ50B7V1	FCQ60B7V1	FCQ71B7V3B	FCQ100B7V3B	FCQ125B7V3B	
			RXS35DVMB	RXS50BVMB	RXS60BVMB	RZQ71B8V3B	RZQ100B8V3B/B7W1B	RZQ125B8V3B/B7W1B	
Cooling capacity	min ~ nom ~ max	kW	3.40 (nom)	0.90 ~ 5.00 ~ 5.60	0.90 ~ 5.70 ~ 6.00	7.10 (nom)	10.00 (nom)	12.50 (nom)	
Heating capacity	min ~ nom ~ max	kW	4.10 (nom)	0.90 ~ 6.00 ~ 7.00	0.90 ~ 7.00 ~ 8.00	8.00 (nom)	11.20 (nom)	14.00 (nom)	
Nominal input	cooling	nominal	kW	1.21	1.92	2.19	2.16	2.64	3.88
	heating	nominal	kW	1.28	1.87	2.19	2.56	3.14	4.36
EER			2.81	2.60	2.60	3.29	3.79	3.22	
COP			3.20	3.21	3.20	3.13	3.57	3.21	
Energy label	cooling		C	E	E	A	A	A	
	heating		C	c	D	D	B	C	
Annual energy consumption	cooling	kWh	605	960	1,095	1,080	1,320	1,940	
HEAT PUMP - NON INVERTER (air cooled)			FCQ71B7V3B	FCQ100B7V3B	FCQ125B7V3B				
			RQ71B7V3B/W1B	RQ100B7V3B/W1B	RQ125B7W1B				
Cooling capacity	nominal	kW	7.10	10.00	12.50				
Heating capacity	nominal	kW	8.00	11.20	14.60				
Nominal input	cooling	nominal	kW	2.72/2.66	3.83/3.56	4.66			
	heating	nominal	kW	2.85/2.80	3.75/3.66	5.05			
EER			2.61/2.67	2.61/2.81	2.68				
COP			2.81/2.86	2.99/3.06	2.89				
Energy label	cooling		D/D	D/C	D				
	heating		D/D	D/D	D				
Annual energy consumption	cooling	kWh	1,360/1,330	1,915/1,780	2,330				

Notes:

- 1) Energy label : scale from A (most efficient) to G (less efficient).
- 2) Annual energy consumption: based on average use of 500 running hours per year at full load (= nominal conditions)

MULTI - COOLING ONLY	Max. n° of indoor units	Max. cooling capacities (kW)	Max. PI cooling (kW)		
4MKS58D	4	6.60	2.47		
4MKS75D	4	9.27	3.71		
4MKS90D	4	9.86	3.52		
MULTI - HEAT PUMP	Max. n° of indoor units	Max. cooling capacities (kW)	Max. PI cooling (kW)	Max. heating capacities (kW)	Max. PI heating (kW)
2MXS52D*	2	6.50	2.69	7.34	2.42
3MXS52D*	3	6.50	2.69	7.34	2.42
4MXS68D*	4	8.68	3.69	10.64	3.41
4MXS80D*	4	9.49	3.34	11.00	3.52
SUPER MULTI PLUS - HEAT PUMP	Max. n° of indoor units	Max. cooling capacities (kW)	Max. PI cooling (kW)	Max. heating capacities (kW)	Max. PI heating (kW)
RMXS112D*	7	11.20	3.57	12.50	4.01
RMXS140D*	8	14.00	5.23	16.00	5.31
RMXS160D*	9	15.50	5.55	17.50	5.56

Notes:

- For more detailed information about specifications, capacities, power input, energy labelling and annual energy consumption, please refer to our Multi Model catalogue/Super Multi Plus catalogue or check with your local dealer.

* At least 2 indoor units should be connected to a Multi outdoor unit.

TWIN/TRIPLE/DOUBLE TWIN APPLICATION	FCQ35B7V1	FCQ50B7V1	FCQ60B7V1	FCQ71B7V3B	FCQ100B7V3B	FCQ125B7V3B
RR/RQ71	2					
RR/RQ100	3	2				
RR/RQ125		3	2			
RZQ71	2					
RZQ100	3	2				
RZQ125	4	3	2			
RZQ140	4	3		2		
RZQ200		4	3	3	2	
RZQ250			4			2

Specifications indoor units

COOLING ONLY/HEAT PUMP				FCQ35B7V1	FCQ50B7V1	FCQ60B7V1	FCQ71B7V3B	FCQ100B7V3B	FCQ125B7V3B		
Dimensions	HxWxD	unit	mm	230x840x840				288x840x840			
		decoration panel	mm	40x950x950							
Weight		unit	kg	23				27			
		decoration panel	kg	5							
Colour		decoration panel		White							
Air flow rate	cooling	H/L	m ³ /min	14/10	15/11	18/14	18/14	28/21	31/24		
	heating	H/L	m ³ /min	14/10	15/11	18/14	18/14	28/21	31/24		
Fan speed				2 steps (direct drive)							
Sound pressure level	cooling	H/L	dB(A)	31/27	31/27	33/28	33/28	37/32	40/35		
	heating	H/L	dB(A)	31/27	31/27	33/28	33/28	37/32	40/35		
Sound power level	cooling	H	dB(A)	48	48	50	50	53	56		
	heating	H	dB(A)	48	48	50	-	-	-		
Piping connections		liquid	mm	ø6.4				ø9.52			
		gas	mm	ø9.5	ø12.7				ø15.9		
		drain (VP25)	ID mm	ø25							
			OD mm	ø32							
Heat insulation			Both liquid and gas pipes								

- information is not available

Indoor units: FCQ-B7



FCQ35,50,60B7V1, FCQ71B7V3B



FCQ100,125B7V3B

Specifications outdoor units

COOLING ONLY - INVERTER CONTROLLED				RKS35DVMB	RKS50BVB9	RKS60BVB9					
Dimensions	HxWxD	mm		550x765x285	735x825x300						
Weight		kg		32	49	53					
Casing colour				Ivory white							
Sound pressure level	H/L	dB(A)		47/44	47/-	49/-					
Sound power level	H	dB(A)		62	63	64					
Compressor				hermetically sealed swing type							
Refrigerant type				R-410A							
Refrigerant charge		kg/m		0.02 (for piping length>10m)							
Maximum piping length		m		20	30						
Maximum level difference		m		15	20						
Operation range	from ~ to	°CDB		-10~46	-10(-15*)~46						
COOLING ONLY - NON INVERTER				RS50BVB	RS60BVB	RR71B7V3B/W1B	RR100B7V3B/W1B	RR125B7W1B			
Dimensions	HxWxD	mm		735x825x300		770x900x320	1,170x900x320				
Weight		kg		49	53	83/81	102/99	106			
Casing colour				Ivory white							
Sound pressure level	H	dB(A)		47	49	50	53	53			
Sound power level	H	dB(A)		63	64	63	66	67			
Compressor				Swing compressor			Hermetically scaled scroll compressor				
Refrigerant type				R-410A			R-410A				
Refrigerant charge		kg/m		0.02 (piping length>10m)			2.70	3.70	3.70		
Maximum piping length		m		30			70 (equivalent lenght 90)				
Maximum level difference		m		20			30				
Operation range	from ~ to	°CDB		+10~46			-15~46				

* Possibility to extend the operaiton range down to -15°C by turning ON the switch on the outdoor unit PCB. In this case, the unit will stop operation at -20°C or lower and will recover when temperature rises again.

- information is not available

HEAT PUMP - INVERTER CONTROLLED				RXS35DVMB	RXS50BVMB	RXS60BVMB	RZQ71B8V3B	RZQ100B8V3B/B7W1B	RZQ125B8V3B/B7W1B
Dimensions	HxWxD		mm	550x765x285	735x825x300		770x900x320	1,345x900x320	
Weight			kg	32	49	53	68	106	
Casing colour				Ivory white			Ivory white		
Sound pressure level (night quiet mode)	cooling	H/L	dB(A)	47/44	47/-	49/-	47(43)	49(45)	50(45)
	heating	H/L	dB(A)	48/45	48/-	49/-	49/-	51/-	52/-
Sound power level	cooling	H	dB(A)	62	63	64	63	65	66
	heating	H	dB(A)	63	64	64	-	-	-
Compressor				Hermetically sealed swing			Herm. sealed swing	Hermetically sealed scroll type	
Refrigerant type				R-410A			R-410A		
Refrigerant charge			kg/m	0.02 (for piping length exceeding 10m)			2.8 (for 30m)	4.3 (for 30m)	
Maximum piping length			m	20	30	30	50 (equivalent length 70)	75 (equivalent length 95)	
Maximum level difference			m	15	20	20	5		
Operation range	cooling	from ~ to	°CDB	-10~46			-15~50		
	heating	from ~ to	°CWB	-15~20			-20~15.5		
HEAT PUMP - NON INVERTER				RQ71B7V3B/W1B	RQ100B7V3B/W1B	RQ125B7W1B			
Dimensions	HxWxD		mm	770x900x320	1,170x900x320				
Weight			kg	84/83	103/101	108			
Casing colour				Ivory white					
Sound pressure level	cooling	H	dB(A)	50	53	53			
Sound power level	cooling	H	dB(A)	63	66	67			
Compressor				Hermetically sealed scroll compressor					
Refrigerant type				R-410A					
Refrigerant charge			kg/m	2.70	3.70	3.70			
Maximum piping length			m	70 (equivalent length 90)					
Maximum level difference			m	30					
Operation range	cooling	from ~ to	°CDB	-5~46					
	heating	from ~ to	°CWB	-10~15					

* Possibility to extend the operation range down to -15°C by turning ON the switch on the outdoor unit PCB. In this case, the unit will stop operation at -20°C or lower and will recover when temperature rises again.
- Information is not available

Accessories: control systems

INDOOR UNITS		FCQ35B7	FCQ50B7	FCQ60B7	FCQ71B7	FCQ100B7	FCQ125B7
Wired remote control					BRC1D527		
Infrared remote control	cooling only				BRC7C513W		
	heat pump				BRC7C512W		
Centralised remote control					DCS302C51		
Unified ON/OFF control					DCS301B51		
Schedule timer					DST301B51		
Electrical box with earth terminal (2 blocks)					KJB212A		
Electrical box with earth terminal (3 blocks)					KJB311A		
Adapter for external ON/OFF and monitoring					KRP1B57*		
Adapter for external ON/OFF and monitoring					KRP4A53*		
Adapter for wiring (hour meter) (1)					EKRP1B2*		
Interface adapter for Sky Air					DTA112B51		
Installation box for adapter PCB (2)					KRP1C98		
Remote ON/OFF, forced OFF					EKRORO		
Remote sensor					KRCS01-1		
Noise filter (for electromagnetic interface use only)					KEK26-1		

(1) Possibility to connect an hour meter (field supply). This part should not be installed inside the equipment.
(2) Installation box is necessary for each adapter marked with*



Accessories

INDOOR UNITS			FCQ35B7	FCQ50B7	FCQ60B7	FCQ71B7	FCQ100B7	FCQ125B7
Decoration panel			BYC125K7W1B					
High-efficiency filter 65% (colorimetric method)			KAFJ556K80			KAFJ556K160		
High-efficiency filter 90% (colorimetric method)			KAFJ557K80			KAFJ557K160		
Replacement high-efficiency filter 65% (colorimetric method)			KAFP552H80			KAFP552H160		
Replacement high-efficiency filter 90% (colorimetric method)			KAFP553H80			KAFP553H160		
Filter chamber			KDDFJ55K160					
Replacement long-life filter (non-woven type)			KAFJ551K160					
Ultra long-life filter			KAFJ55K160					
Replacement ultra long-life filter			KAFJ55K160H					
Fresh air intake kit	Chamber type	without T-shape & fan	KDDJ55B160					
		with T-shape & fan	KDDJ55B160F					
		with T-shape, without fan	KDDJ55B160K					
	Direct installation type	KDDJ55X160						
Sealing member of air discharge outlet			KDBHJ55B160					
Panel spacer			KDBP55H160W					
Branch duct chamber			KDJ55B80			KDJ55B160		
Chamber connection kit			KKSJ55K160					

Accessories

OUTDOOR UNITS			RKS/RXS35D	RS/RKS/RXS50B	RS/RKS/RXS60B				
Air direction adjustment grille			KRW937A4	KPW945A4					
Central drain plug			KKP937A4	-	-				
OUTDOOR UNITS			RR/RQ71B7	RR/RQ100B7	RR/RQ125B7	RZQ71B	RZQ100B	RZQ125B	
Central drain plug			KKPJ5F180			KKPJ5F180			
Refrigerant branch piping	for twin	KHRQ22M20TA7				KHRQ22M20TA7			
	for triple	-	KHRQ127H7			-	KHRQ127H7		
	for double twin	-	-	-	-	-	KHRQ22M20TA7 (x3)		
Demand adapter kit			remote control of sound reduction and power input			KRP58M51			

Notes:

- 1) V1 = 1~, 230V, 50Hz; VM = 1~, 220-240V/220-230V, 50Hz/60Hz; V3 = 1~, 230V, 50Hz
- 2) Nominal cooling capacities are based on: indoor temperature 27°CDB/19°CWB • outdoor temperature 35°CDB • refrigerant piping length 75m • level difference 0m.
- 3) Nominal heating capacities are based on: indoor temperature 20°CDB • outdoor temperature 7°CDB/6°CWB • refrigerant piping length 75m • level difference 0m.
- 4) Capacities are net, including a deduction for cooling (an addition for heating) for indoor fan motor heat.
- 5) Units should be selected on nominal capacity. Max. capacity is limited to peak periods.
- 6) The sound pressure level is measured at a certain distance from the unit. It is a relative value, depending on the distance and acoustic environment.
- 7) The sound power level is an absolute value indicating the "power" which a sound source generates.



Daikin's unique position as a manufacturer of air conditioning equipment, compressors and refrigerants has led to its close involvement in environmental issues. For several years Daikin has had the intention to become a leader in the provision of environmental friendly products. This challenge demands the eco design and development of a wide range of products and an energy management system; which involves energy conservation and reduction of waste.



Daikin Europe N.V. is approved by LRQA for its Quality Management System in accordance with the ISO9001 standard. ISO9001 pertains to quality assurance regarding design, development, manufacturing as well as to services related to the product.



Daikin units comply with the European regulations that guarantee the safety of the product.



ISO14001 assures an effective environmental management system in order to help protect human health and the environment from the potential impact of our activities, products and services and to assist in maintaining and improving the quality of the environment.



Daikin Europe N.V. is participating in the EUROVENT Certification Programme. Products are as listed in the EUROVENT Directory of Certified Products. Multi units are Eurovent certified for combinations up to 2 indoor units.

Specifications are subject to change without prior notice.

Head office

Daikin Airconditioning UK limited
1 River Court, Albert Drive, Woking, Surrey GU21 5RP
Tel 01483 711810 Fax 01483 711890

Administration centres

4 Wells Place, Merstham, Redhill, Surrey RH1 3DR
Tel 01737 732345 Fax 01737 644054

Airways, Midland Way, Thornbury, Bristol BS35 2JX
Tel 01454 281000 Fax 01454 415199

1 Wellington Road, Bishopbriggs, Glasgow G64 2SA
Tel 0845 6021122 Fax 0845 6052233

Daikin products are distributed by: