



FFQ-B / RKS-E

4-Way blow ceiling mounted cassette (600mm x 600mm)



BRC1D52 BRC7E531




FFQ 25,35B



RKS 25,35E

- New and extremely compact casing (575mm in width and depth) enables unit to fit flush into ceilings and match standard architectural modules, without cutting ceiling tiles
- Modern style decoration panel in white (RAL9010)
- Slim design for flexible installation
- Ideal for shops, restaurants or offices requiring maximum floor space for furniture, decorations and fittings
- Extremely quiet in operation
- Possibility to shut 1 or 2 flaps for easy installation in corners
- Auto-swing function ensures efficient air and temperature distribution and prevents ceiling soiling.
- Excellent low draught characteristics
- Easy installation and maintenance
- The switch box can be reached by simply removing the suction grille; therefore maintenance can be done very easily.



COOLING ONLY

INVERTER

Indoor Units				FFQ25B8V1B	FFQ35B8V1B
Nominal Capacity	Cooling capacity	Standard	kW	2.5	3.4
EER	Nominal			3.42	3.09
Annual energy consumption			kWh	365	550
Energy Label	cooling			A	B
Dimensions	(Height x Width x Depth)		mm	286x575x575	286x575x575
Weight			kg	17.5	17.5
Air Flow Rate	Cooling	High/Low	m³/min	9.0 / 6.5	10.0 / 6.5
Sound Power	Cooling	High	dBA	46.5	49.0
Sound Pressure	Cooling	High/Low	dBA	29.5 / 24.5	32.0 / 25.0
Refrigerant			Type	R-410A	R-410A
Power Supply				1~/230V/50Hz	1~/230V/50Hz
Decoration Panel	Model			BYFQ60BAW1	BYFQ60BAW1
	Colour			White(RAL 9010)	White(RAL 9010)
	HxWxD		mm	55x700x700	55x700x700
	Weight		kg	2.7	2.7

Outdoor Unit				RKS25E2V1B	RKS35E2V1B
Dimensions	(Height x Width x Depth)		mm	550x765x285	550x765x285
Weight			kg	32	32
Sound pressure level		H/L	dBA	46 / 43	47 / 44
Sound power level		H	dBA	61	62
Operation Range	Cooling	Min~Max	°CDB	-10~46	-10~46
Refrigerant			Type	R-410A	R-410A
Power Supply				1~/220-240V/50Hz	1~/220-240V/50Hz
Piping connections	Liquid (OD)/Gas/Drain		mm	6.35 / 9.5 / 18	6.35 / 9.5 / 18
Piping Length (Maximum)			m	20	20
Max. internunit level difference			m	15	15



FFQ-B / RKS-F

4-Way blow ceiling mounted cassette (600mm x 600mm)



BRC1D52

BRC7E531




FFQ50,60B



RKS50,60F

- New and extremely compact casing (575mm in width and depth) enables unit to fit flush into ceilings and match standard architectural modules, without cutting ceiling tiles
- Modern style decoration panel in white (RAL9010)
- Slim design for flexible installation
- Ideal for shops, restaurants or offices requiring maximum floor space for furniture, decorations and fittings
- Extremely quiet in operation
- Possibility to shut 1 or 2 flaps for easy installation in corners
- Auto-swing function ensures efficient air and temperature distribution and prevents ceiling soiling.
- Excellent low draught characteristics
- Easy installation and maintenance
- The switch box can be reached by simply removing the suction grille; therefore maintenance can be done very easily.



COOLING ONLY

INVERTER

Indoor Units				FFQ50B8V1B	FFQ60B8V1B
Nominal Capacity	Cooling capacity	Standard	kW	4.7	5.8
EER	Nominal			2.61	2.80
Annual energy consumption			kWh	900	1035
Energy Label	cooling			D	D
Dimensions	(Height x Width x Depth)		mm	286x575x575	286x575x575
Weight			kg	17.5	17.5
Air Flow Rate	Cooling	High/Low	m ³ /min	12.0 / 8.0	15.0 / 10.0
Sound Power	Cooling	High	dBA	53.0	58.0
Sound Pressure	Cooling	High/Low	dBA	36.0 / 27.0	41.0 / 32.0
Refrigerant			Type	R-410A	R-410A
Power Supply				1~/230V/50Hz	1~/230V/50Hz
Decoration Panel	Model			BYFQ60BAW1	BYFQ60BAW1
	Colour			White(RAL 9010)	White(RAL 9010)
	HxWxD		mm	55x700x700	55x700x700
	Weight		kg	2.7	2.7

Outdoor Unit				RKS50F2V1B	RKS60F2V1B
Dimensions	(Height x Width x Depth)		mm	735x825x300	735x825x300
Weight			kg	48	47
Sound pressure level	Cooling	H/L	dBA	47 / 44	49 / 46
Sound power level	Cooling	H	dBA	61	63
Operation Range	Cooling	Min~Max	°CDB	-10~46	-10~46
Refrigerant			Type	R-410A	R-410A
Power Supply				1~/220-240V/50Hz	1~/220-240V/50Hz
Piping connections	Liquid (OD)/Gas/Drain		mm	6.35 / 12.7 / 20	6.35 / 12.7 / 18
Piping Length (Maximum)			m	30	30
Max. internunit level difference			m	20	20



FFQ-B / RXS-E

4-Way blow ceiling mounted cassette (600mm x 600mm)



BRC1D52 BRC7E531




FFQ25,35B



RXS25,35E

- New and extremely compact casing (575mm in width and depth) enables unit to fit flush into ceilings and match standard architectural modules, without cutting ceiling tiles
- Modern style decoration panel in white (RAL9010)
- Slim design for flexible installation
- Ideal for shops, restaurants or offices requiring maximum floor space for furniture, decorations and fittings
- Extremely quiet in operation
- Possibility to shut 1 or 2 flaps for easy installation in corners
- Auto-swing function ensures efficient air and temperature distribution and prevents ceiling soiling.
- Excellent low draught characteristics
- Easy installation and maintenance

- The switch box can be reached by simply removing the suction grille; therefore maintenance can be done very easily.



HEAT PUMP

INVERTER

Indoor Units				FFQ25B8V1B	FFQ35B8V1B
Nominal Capacity	Cooling capacity	Standard	kW	2.5	3.4
	Heating capacity	Standard	kW	3.2	4.0
EER / COP	Cooling / Heating			3.42 / 3.48	3.09 / 3.33
Annual energy consumption			kWh	365	550
Energy Label	cooling / heating			A / B	B / C
Dimensions	(Height x Width x Depth)		mm	286x575x575	286x575x575
Weight			kg	17.5	17.5
Air Flow Rate	Cooling	High/Low	m³/min	9.0 / 6.5	10.0 / 6.5
	Heating	High/Low	m³/min	9.0 / 6.5	10.0 / 6.5
Sound Power	Cooling	High	dBA	46.5	49.0
	Heating	High/Low	dBA	29.5 / 24.5	32.0 / 25.0
Sound Pressure	Cooling	High/Low	dBA	29.5 / 24.5	32.0 / 25.0
	Heating	High/Low	dBA	29.5 / 24.5	32.0 / 25.0
Refrigerant			Type	R-410A	R-410A
Power Supply				1~/230V/50Hz	1~/230V/50Hz
Decoration Panel	Model			BYFQ60BAW1	BYFQ60BAW1
	Colour			White(RAL 9010)	White(RAL 9010)
	HxWxD		mm	55x700x700	55x700x700
	Weight		kg	2.7	2.7

Outdoor Unit				RXS25E2V1B	RXS35E2V1B
Dimensions	(Height x Width x Depth)		mm	550x765x285	550x765x285
Weight			kg	32	32
Sound pressure level	Cooling	H/L	dBA	46 / 43	47 / 44
	Heating	H/L	dBA	47 / 44	48 / 45
Sound power level	Cooling	H	dBA	61	62
Operation Range	Cooling	Min~Max	°CDB	-10~-46	-10~-46
	Heating	Min~Max	°CWB	-15~-20	-15~-20
Refrigerant			Type	R-410A	R-410A
Power Supply				1~/220-240V/50Hz	1~/220-240V/50Hz
Piping connections	Liquid (OD)/Gas/Drain		mm	6.35 / 9.5 / 18	6.35 / 9.5 / 18
Piping Length (Maximum)			m	20	20
Max. internunit level difference			m	15	15



FFQ-B / RXS-F

4-Way blow ceiling mounted cassette (600mm x 600mm)



BRC1D52 BRC7E531




FFQ50,60B



RXS50,60F

- New and extremely compact casing (575mm in width and depth) enables unit to fit flush into ceilings and match standard architectural modules, without cutting ceiling tiles
- Modern style decoration panel in white (RAL9010)
- Slim design for flexible installation
- Ideal for shops, restaurants or offices requiring maximum floor space for furniture, decorations and fittings
- Extremely quiet in operation
- Possibility to shut 1 or 2 flaps for easy installation in corners
- Auto-swing function ensures efficient air and temperature distribution and prevents ceiling soiling.
- Excellent low draught characteristics

- Easy installation and maintenance
- The switch box can be reached by simply removing the suction grille; therefore maintenance can be done very easily.



HEAT PUMP

INVERTER

Indoor Units				FFQ50B8V1B	FFQ60B8V1B
Nominal Capacity	Cooling capacity	Standard	kW	4.7	5.8
	Heating capacity	Standard	kW	5.5	7.0
EER / COP	Cooling / Heating			2.61 / 2.81	2.80 / 2.81
Annual energy consumption			kWh	900	1035
Energy Label	cooling / heating			D / D	D / D
Dimensions	(Height x Width x Depth)		mm	286x575x575	286x575x575
Weight			kg	17.5	17.5
Air Flow Rate	Cooling	High/Low	m³/min	12.0 / 8.0	15.0 / 10.0
	Heating	High/Low	m³/min	12.0 / 8.0	15.0 / 10.0
Sound Power	Cooling	High	dBA	53.0	58.0
Sound Pressure	Cooling	High/Low	dBA	36.0 / 27.0	41.0 / 32.0
	Heating	High/Low	dBA	36.0 / 27.0	41.0 / 32.0
Refrigerant			Type	R-410A	R-410A
Power Supply				1~/230V/50Hz	1~/230V/50Hz
Decoration Panel	Model			BYFQ60BAW1	BYFQ60BAW1
	Colour			White(RAL 9010)	White(RAL 9010)
	HxWxD	mm		55x700x700	55x700x700
	Weight	kg		2.7	2.7

Outdoor Unit				RXS50F2V1B	RXS60F2V1B
Dimensions	(Height x Width x Depth)		mm	735x825x300	735x825x300
Weight			kg	48	48
Sound pressure level	Cooling	H/L	dBA	47 / 44	49 / 46
	Heating	H/L	dBA	48 / 45	49 / 46
Sound power level	Cooling	H	dBA	61	63
Operation Range	Cooling	Min~Max	°CDB	-10~46	-10~46
	Heating	Min~Max	°CWB	-15~18	-15~18
Refrigerant			Type	R-410A	R-410A
Power Supply				1~/220-240V/50Hz	1~/220-240V/50Hz
Piping connections	Liquid (OD)/Gas/Drain	mm		6.35 / 12.7 / 20	6.35 / 12.7 / 18
Piping Length (Maximum)			m	30	30