




Air Conditioners

# Technical Data

*SkyAir*<sup>®</sup>

Concealed Ceiling Unit



EEDEN10-100

FDBQ-B




Air Conditioners

# Technical Data

**SkyAir**<sup>®</sup>

Concealed Ceiling Unit



EEDEN10-100

FDBQ-B


# TABLE OF CONTENTS

## FDBQ-B8V1

1	Features .....	2
2	Specifications .....	3
	Technical Specifications .....	3
	Electrical Specifications .....	4
3	Options .....	5
4	Dimensional drawing & centre of gravity .....	6
	Dimensional drawing .....	6
5	Piping diagram.....	7
6	Wiring diagram.....	8
	Wiring diagram .....	8
7	Sound data .....	9
	Sound level data .....	9
	Sound pressure spectrum .....	10
8	Fan characteristics .....	11
9	Installation .....	12
	Installation method .....	12

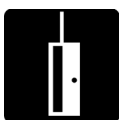
# 1 Features

- Slim design for flexible installation
- Designed for hotel bedrooms
- Compact dimensions (230mm high&652mm deep), can easily be mounted in a ceiling void.
- Fits flush into each ceiling
- Leaves maximum floor and wall space for furniture, decorations and fittings.
- Blends unobtrusively with any interior décor: only the suction and discharge grilles are visible.
- Extremely quiet in operation
- Up to 4 indoor units can be connected to 1 Multi outdoor unit. All indoor units are individually controllable with remote control and do not need to be installed in the same room or at the same time. They operate simultaneously within the same cooling operation.
- Daikin remote controls give you easy control at your fingertips.
- The wired remote control provides you with a schedule timer, enabling to program the air conditioning daily or weekly.
- The optional remote ON/OFF enables you to start/stop the air conditioning from a mobile phone via a telephone remote control (field supply).
- The optional forced OFF enables you to switch off the unit automatically. E.g. when a window is opened, the unit switches off.
- The 'home leave' operation button prevents large temperature differences by continuously operating at a minimum (heating mode) or maximum (cooling mode) preset level while you're out or sleeping. It also allows the indoor temperature to return quickly to your favourite comfort level.



heat pump

2 steps



optional

## 2 Specifications

2-1 TECHNICAL SPECIFICATIONS				FDBQ25B8V1
Casing	Material			zinc coated low carbon steel
Dimensions	Packing	Height	mm	301
		Width	mm	753
		Depth	mm	584
	Unit	Height	mm	230
		Width	mm	652
Depth		mm	502	
Weight	Unit		kg	17.0
	Packed Unit		kg	18.0
Heat Exchanger	Dimensions	Length	mm	430
		Nr of Rows		2
		Fin Pitch	mm	1.40
		Nr of Passes		2
		Face Area	m <sup>2</sup>	0.108
		Nr of Stages		12
	Tube type	Hi-XA (7)		
Fin	Type			Rhombus
Fan	Type			Sirocco fan
	Quantity			1
Air Flow Rate	Cooling	High	m <sup>3</sup> /min	6.50
		Low	m <sup>3</sup> /min	5.20
	Heating	High	m <sup>3</sup> /min	6.95
		Low	m <sup>3</sup> /min	5.20
Fan	Motor	Quantity		1
		Number of steps		2
		Output (high)	W	10
		Drive		
Cooling	Sound Power	High	dBA	55.0
		Low	dBA	49.0
	Sound Pressure	High	dBA	35.0
		Low	dBA	28.0
Heating	Sound Power	High	dBA	55.0
		Low	dBA	49.0
	Sound Pressure	High	dBA	35.0
		Low	dBA	29.0
Refrigerant	Type			R-410A
Piping connections	Liquid (OD)	Diameter (OD)	mm	6.35
	Gas	Diameter (OD)	mm	9.5
	Drain	Diameter (OD)	mm	27.2
Air Filter	Resin net with mold resistance			
Temperature control	Microprocessor thermostat for cooling and heating			
Standard Accessories	Item			Installation and operation manual
	Quantity			1
	Item			Suction air filter
	Quantity			1
Notes	Sound values are measured in a semi-anechoic room.			
	Sound pressure level is a relative value, depending on the distance and acoustic environment. For more details, please refer to sound level drawings of this chapter.			
	The sound power level is an absolute value indicating the power which a sound source generates.			

## 2 Specifications

2-2 ELECTRICAL SPECIFICATIONS				FDBQ25B8V1
Power Supply	Name			V1
	Phase			1
	Frequency	Hz		50
	Voltage	V		230
Current	Nominal running current (RLA)	Cooling	A	0.200
		Heating	A	0.200
Voltage range	Minimum			-10%
	Maximum			+10%
Power Supply Intake				Outdoor unit only

### 3 Options

**FDBQ25B**

Item	Unit	FDBQ25
Wiring adapter (hour meter)		EKRP1B2
Wired remote control		BRC1D52
Wired remote control		BRC1E51A7 *1

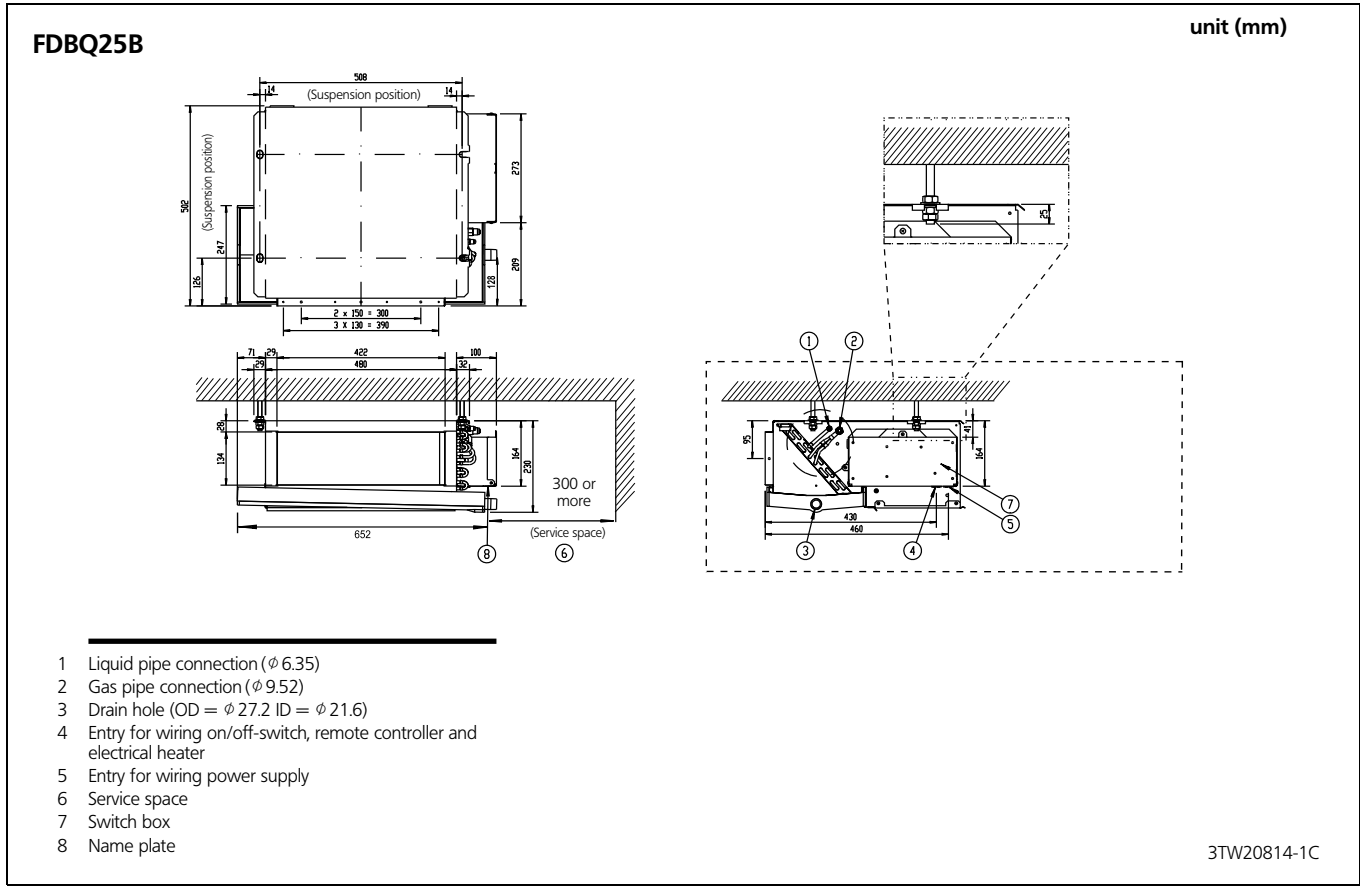
**NOTES**

(\*1): Included languages are: English, German, French, Dutch, Spanish, Italian, Greek, Portuguese, Russian and Turkish.

4TW25859-1D

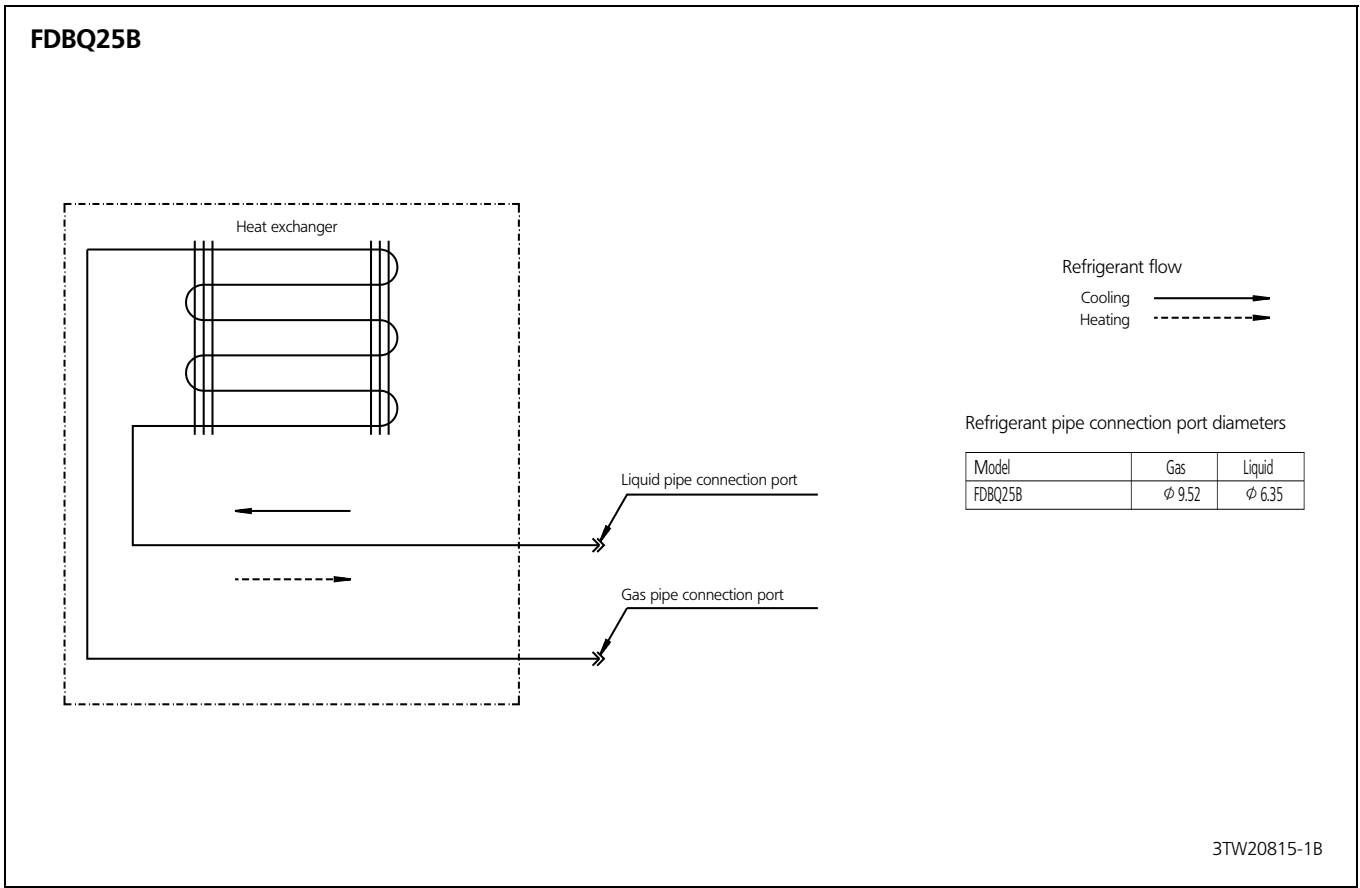
# 4 Dimensional drawing & centre of gravity

## 4 - 1 Dimensional drawing



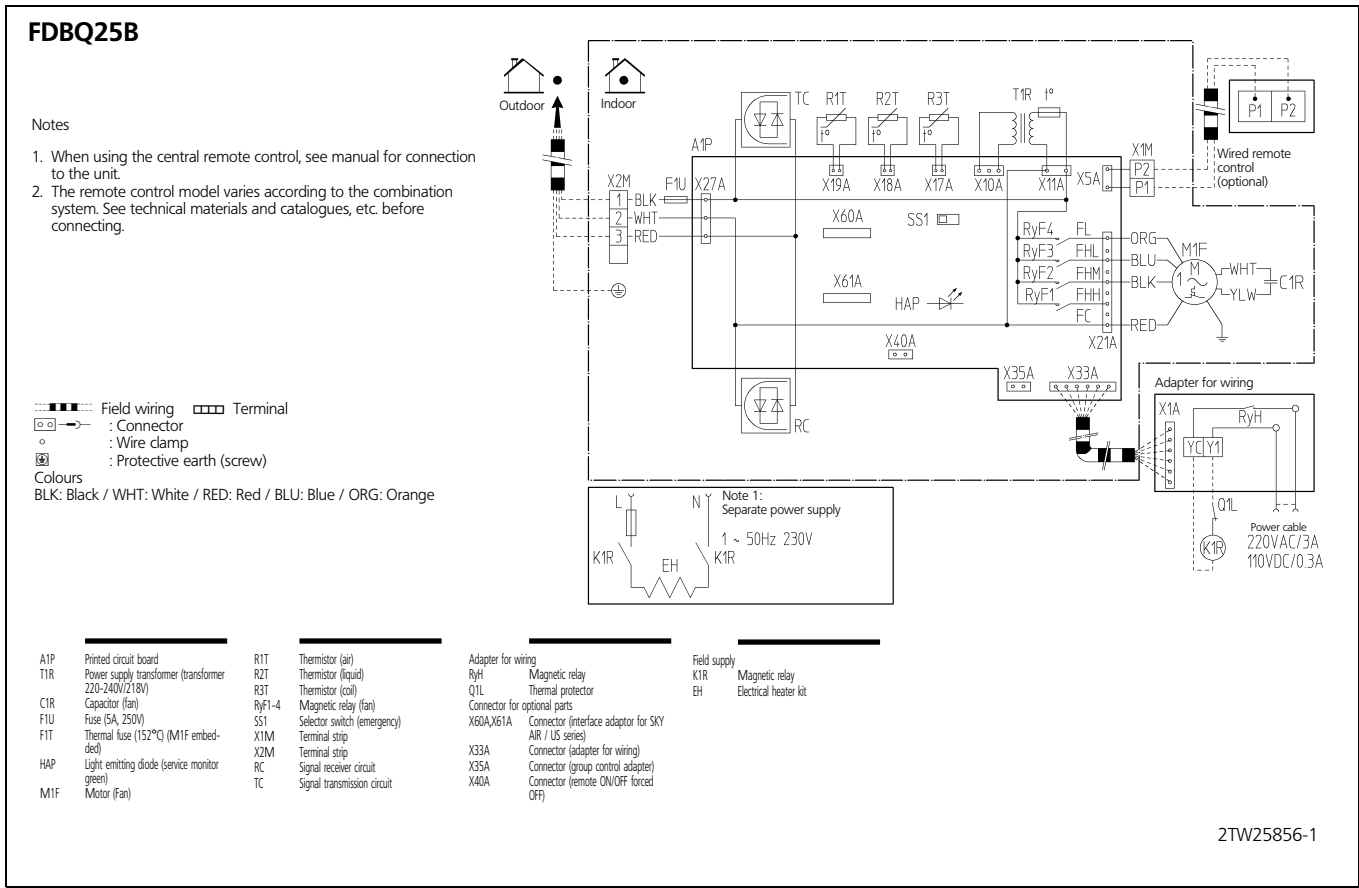


## 5 Piping diagram



# 6 Wiring diagram

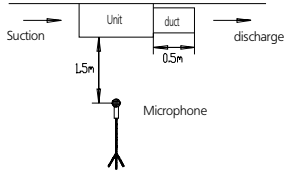
## 6 - 1 Wiring diagram



2TW25856-1

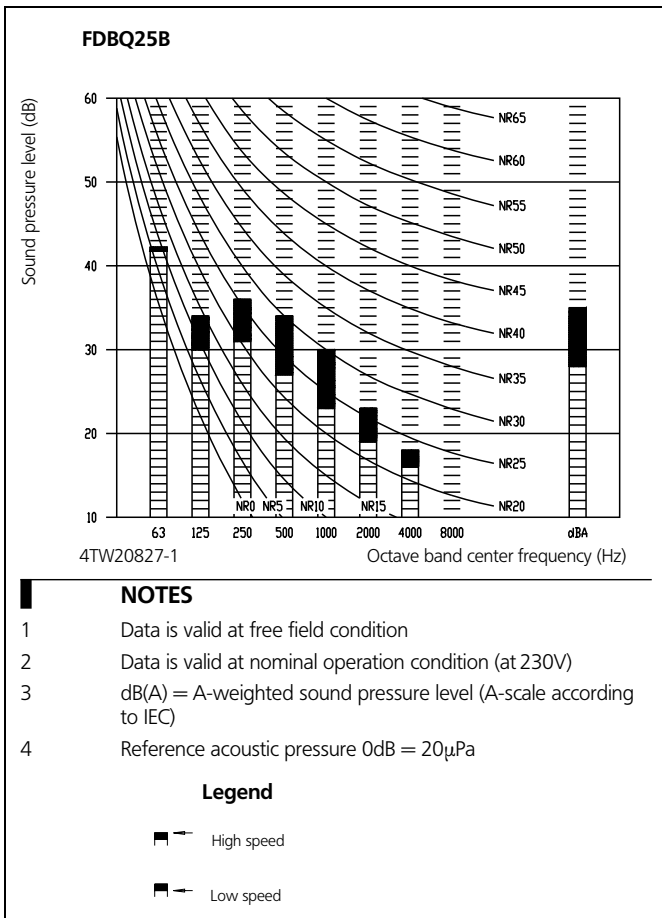
## 7 Sound data

### 7 - 1 Sound level data

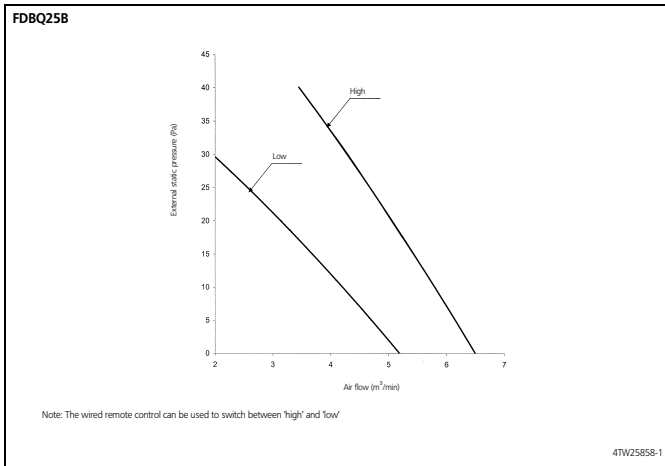
Model	Sound pressure level		Measuring location 	Sound power	
	230V			H (cooling/heating)	L (cooling/heating)
	50Hz				
	H (cooling/heating)	L (cooling/heating)		H (cooling/heating)	L (cooling/heating)
FDBQ25B	35/35	28/29		55/55	49/49

## 7 Sound data

### 7 - 2 Sound pressure spectrum

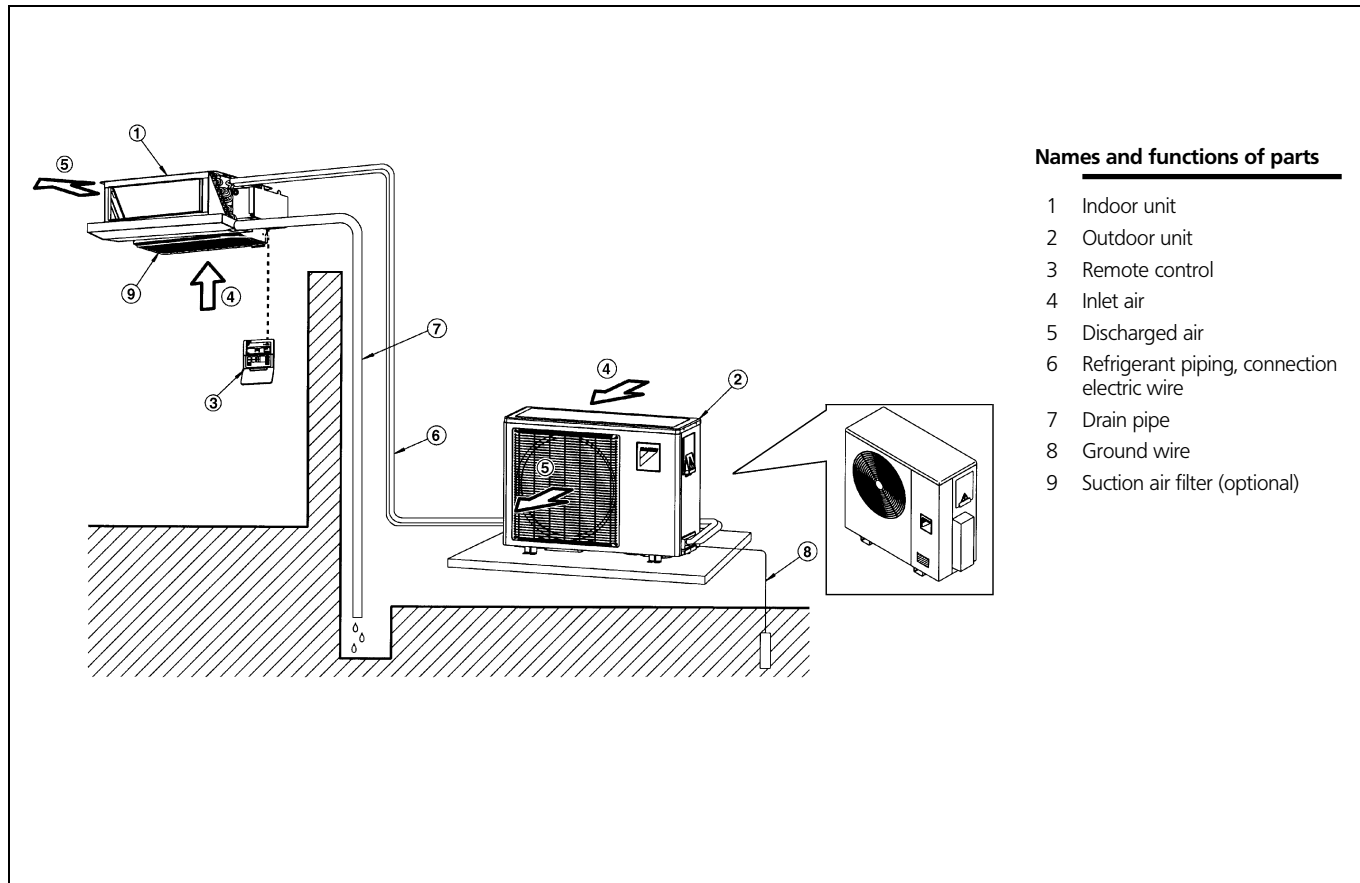


## 8 Fan characteristics



## 9 Installation

### 9 - 1 Installation method





Daikin's unique position as a manufacturer of air conditioning equipment, compressors and refrigerants has led to its close involvement in environmental issues. For several years Daikin has had the intention to become a leader in the provision of products that have limited impact on the environment. This challenge demands the eco design and development of a wide range of products and an energy management system, resulting in energy conservation and a reduction of waste.



The present publication is drawn up by way of information only and does not constitute an offer binding upon Daikin Europe N.V. Daikin Europe N.V. has compiled the content of this publication to the best of its knowledge. No express or implied warranty is given for the completeness, accuracy, reliability or fitness for particular purpose of its content and the products and services presented therein. Specifications are subject to change without prior notice. Daikin Europe N.V. explicitly rejects any liability for any direct or indirect damage, in the broadest sense, arising from or related to the use and/or interpretation of this publication. All content is copyrighted by Daikin Europe N.V.

Daikin products are distributed by:



Daikin Europe N.V. is participating in the EUROVENT Certification Programme. Products are as listed in the EUROVENT Directory of Certified Products.