

Air Conditioning
Technical Data
**FTXS-K, FTXS-G,
CTXS-K**



- > FTXS20K3V1B
- > FTXS25K3V1B
- > FTXS35K3V1B
- > FTXS42K3V1B
- > FTXS50K3V1B
- > FTXS60GV1B

- > FTXS71GV1B
- > CTXS15K3V1B
- > CTXS35K3V1B

TABLE OF CONTENTS

FTXS-K, FTXS-G, CTXS-K

1	Features	2
	FTXS-K	2
	FTXS-G	3
	CTXS-K	4
2	Specifications	5
	Technical Specifications	5
	Electrical Specifications	6
3	Options	8
4	Dimensional drawings	9
5	Centre of gravity	12
6	Piping diagrams	14
7	Wiring diagrams	18
	Wiring Diagrams - Single Phase	18
8	Sound data	20
	Sound Level Data	20
	Sound Pressure Spectrum	21





























1 Features

1 - 1 FTXS-K

- Movement sensor saves power consumption in unoccupied rooms: when the room is empty, the unit switches to economy mode after 20 minutes and restarts when a person enters the room.
- Discreet, modern design. Its smooth curve blends beautifully with the wall resulting in an unobtrusive presence that matches all interior décors.
- 2-area intelligent eye: air flow is sent to a zone other than where the person is located at that moment; if no people are detected, the unit will automatically switch over to the energy-efficient setting. (35,42,50 class)
- High quality matt crystal white finish
- Whisper quiet in operation: the operating of the unit can hardly be heard. The sound pressure level goes down to 19dBA!
- Ideal for installation in bedrooms (smaller capacity range) and larger or irregularly shaped living areas (larger capacity range)
- New remote control design, also in high quality matt white finish to give a perfect match with the indoor unit
- Energy saving during standby mode: reduces current consumption by about 80% when operating in standby. If no people are detected for more than 20 minutes, the system will automatically switch to the current-saving mode.
- Online controller: control your indoor from any location with an app, via your local network or internet

1





























								
Econo mode	2 area intelligent eye	Movement sensor	Energy saving during standby mode	Night set mode	Fan only	Comfort mode	Powerful mode	Auto cooling-heating changeover
								
Whisper quiet	Indoor unit silent operation	Outdoor unit silent operation	3-D air flow	Vertical auto swing	Horizontal auto swing	Auto fan speed	Dry programme	Titanium apatite photocatalytic air purification filter
								
Weekly timer	24 hour timer	Infrared remote control	Wired remote control	Centralised control	Online controller via app	Auto-restart	Self diagnosis	Multi model application
	VRV for residential application							

1 Features

1 - 2 FTXS-G

- Movement sensor saves power consumption in unoccupied rooms: when the room is empty, the unit switches to economy mode after 20 minutes and restarts when a person enters the room.
- ECONO mode decreases power consumption so that other appliances that need large power consumption can be used
- 3-D air flow combines vertical and horizontal auto swing to circulate a stream of warm or cool air right to the corners of even large spaces (50,60,71 class only)
- Comfort mode guarantees draught free operation by preventing that warm or cold air is directly blown on to the body
- Night set mode saves energy by preventing overcooling or overheating during night time
- Online controller (optional): control your indoor unit from any location via smartphone, laptop, pc, tablet or touch screen
- Indoor/outdoor unit silent operation: "silent" buttons on the remote control lower the operating sound of the indoor and/or outdoor unit by 3dBA each
- Titanium apatite photocatalytic air purification filter removes airborne microscopic particles, powerfully decomposes odours and helps to prevent the propagation of bacteria, viruses, microbes to ensure a steady supply of clean air
- Powerful mode can be selected for rapid heating or cooling; after the powerful mode is turned off, the unit returns to the preset mode.
- 24 hour timer can be set to start heating or cooling anytime during a 24 hour period
- Centralised control of several units can be achieved via 3 wired controls: centralised remote control, unified on/off control, schedule timer
- Weekly timer can be set to start heating or cooling anytime on a daily or weekly basis



								
Econo mode	Movement sensor	Night set mode	Fan only	Comfort mode	Powerful mode	Auto cooling-heating changeover	Indoor unit silent operation	Outdoor unit silent operation
								
3-D air flow	Vertical auto swing	Horizontal auto swing	Auto fan speed	Fan speed steps	Dry programme	Titanium apatite photocatalytic air purification filter	Weekly timer	24 hour timer
								
Infrared remote control	Wired remote control	Centralised control	Online controller via app	Auto-restart	Self diagnosis	Multi model application	VRV for residential application	

1 Features

1 - 3 CTXS-K

- Movement sensor saves power consumption in unoccupied rooms: when the room is empty, the unit switches to economy mode after 20 minutes and restarts when a person enters the room.
- These models are especially designed for small or well-insulated rooms.
- Ideal for installation in bedrooms
- Whisper quiet in operation: the operating of the unit can hardly be heard. The sound pressure level goes down to 19dBA!
- ECONO mode decreases power consumption so that other appliances that need large power consumption can be used
- Comfort mode guarantees draught free operation by preventing that warm or cold air is directly blown on to the body
- Titanium apatite photocatalytic air purification filter removes airborne microscopic particles, powerfully decomposes odours and helps to prevent the propagation of bacteria, viruses, microbes to ensure a steady supply of clean air
- Powerful mode can be selected for rapid heating or cooling; after the powerful mode is turned off, the unit returns to the preset mode.
- Night set mode saves energy by preventing overcooling or overheating during night time
- Indoor unit silent operation: "silent" button on the remote control lowers the operation sound of the indoor unit by 3dBA
- Energy saving during standby mode: reduces current consumption by about 80% when operating in standby. If no people are detected for more than 20 minutes, the system will automatically switch to the current-saving mode.
- Online controller: control your indoor from any location with an app, via your local network or internet

1



Econo mode



Movement sensor



Energy saving during standby mode



Night set mode



Fan only



Comfort mode



Powerful mode



Auto cooling-heating changeover



Whisper quiet



Indoor unit silent operation



Outdoor unit silent operation



Vertical auto swing



Auto fan speed



Dry programme



Titanium apatite photocatalytic air purification filter



Weekly timer



24 hour timer



Infrared remote control



Wired remote control



Centralised control



Online controller via app



Auto-restart



Self diagnosis



Multi model application



VRV for residential application

2 Specifications

2-1 Technical Specifications				FTXS20K	FTXS25K	FTXS35K	FTXS42K	FTXS50K	FTXS60G	FTXS71G	CTXS15K	CTXS35K			
Power input	Cooling	Nom.	kW	-					0.040 (1) / 0.040 (2) / 0.040 (3)	0.045 (1) / 0.045 (2) / 0.045 (3)	-				
	Heating	Nom.	kW	-					0.045 (1) / 0.045 (2) / 0.045 (3)	0.060 (1) / 0.060 (2) / 0.060 (3)	-				
Power input - 50Hz	Cooling	Nom.	kW	0.040	0.026	0.024	0.026		-		0.040				
	Heating	Nom.	kW	0.040	0.028	0.030	0.032		-		0.040				
Casing	Colour			White											
Dimensions	Unit	Height/Width/Depth	mm	289/780/215		298/900/215			290/1,050/250		289/780/215				
	Packed unit	Height/Width/Depth	mm	346/850/274		371/977/290			361/1,145/364		346/850/274				
Weight	Unit			kg		8		11		12		8			
	Packed unit			kg		12		15		18		12			
Packing	Weight		kg		4		-		6		4				
Heat exchanger	Length		mm		610		665			863		610			
	Rows	Quantity			2										
	Fin pitch		mm		1.4										
	Stages	Quantity			14		18			16		12		14	
	Tube type				ø7 Hi-XD		ø6.35 Hi-XD tube		Ø6,35 Hi-XB		ø7 Hi-XD		ø7 Hi-XA		
	Fin	Type			ML fin (Multi louver)		Multi slit fin			ML fin (Multi louver)					
Heat exchanger 2	Length		mm		660		-		660		-				
	Rows	Quantity			1		-		1		-				
	Fin pitch		mm		1.6		-		1.6		-				
	Stages	Quantity			8		-		8		-				
Air filter	Type			Removable / washable / mildew proof											
Fan	Type			Cross flow fan											
	Air flow rate	Cooling	High	m³/min	8.8	9.1	11.2		11.9	16.0	17.2	7.9	9.2		
				cfm	311	321	395		420	565	607	279	325		
			Low	m³/min	4.7	5.0	5.8	7.0	7.4	11.3	11.5	4.7	5.2		
				cfm	166	177	205	247	261	399	406	166	184		
			Silent operation	m³/min	3.9		4.1		4.5	10.1	10.5	3.9			
				cfm	138		145		159	357	371	138			
			Nom.	cfm	237	247	300	321	339	565	607	222	254		
				m³/min	6.7	7.0	8.5	9.1	9.6	16.0	17.2	6.3	7.2		
		Heating	High	m³/min	9.5	10.0	12.1	12.4	13.3	17.2	19.5	9.0	10.1		
				cfm	335	353	427	438	470	607	689	318	357		
			Low	m³/min	6.0		6.5	7.8	8.4	12.6	14.2	6.0	6.3		
				cfm	212		230	275	297	445	501	212	222		
		Silent operation	m³/min	4.3		4.2	5.2	5.5	11.3	12.6	4.3				
			cfm	152		148	184	194	399	445	152				
		Nom.	cfm	275	282	328	353	381	526	590	265	286			
m³/min			7.8	8.0	9.3	10.0	10.8	14.9	16.7	7.5	8.1				

2 Specifications

2

2-1 Technical Specifications				FTXS20K	FTXS25K	FTXS35K	FTXS42K	FTXS50K	FTXS60G	FTXS71G	CTXS15K	CTXS35K
Fan motor	Model			MM6C02J2VA		KFD-280-23-8C			ARW3001DA		MM6C02J2VA	
	Speed	Steps		5 + silent, + auto								
		Cooling	High/ Medium/Low/Silent operation	rpm	1,330/1,050/780/670	1,370/1,090/820/670	1,330/1,050/780/600	1,330/1,110/900/600	1,400/1,170/940/650	1,330/1,170/1,010/920	1,410/1,220/1,040/950	1,200/990/780/670
	Heating	High/ Medium/Low/Silent operation	rpm	1,360/1,140/920/690	1,410/1,160/920/690	1,420/1,130/850/610	1,450/1,210/980/720	1,540/1,290/1,040/750	1,360/1,200/1,040/950	1,520/1,330/1,150/1,040	1,290/1,100/920/690	1,430/1,190/960/690
Output	High	W		-					43		-	
	Rated	W		16		23			-		16	
Sound power level	Cooling		dBA	58		59		60		63	55	59
	Heating		dBA	58		59		60	59	62	56	58
Sound pressure level	Cooling	High/Low/Silent operation	dBA	40/24/19	41/25/19	45/29/19	45/33/21	46/34/23	45/36/33	46/37/34	37/25/21	42/28/21
	Heating	High/Low/Silent operation	dBA	40/27/19	41/27/19	45/29/19	45/33/22	47/34/24	44/35/32	46/37/34	38/28/21	41/30/21
Control systems	Infrared remote control			ARC466A6		ARC466A9		ARC452A3		ARC466A6		
Refrigerant	Type			R-410A								
Piping connections	Liquid	OD	6.35									
	Gas	OD	9.5			12.7		15.9	9.5			
	Drain	18										
	Heat insulation	Both liquid and gas pipes										
Temperature control	Microcomputer control											
Air direction control	Right, Left, Horizontal, Downward											

- Standard Accessories : Installation manual; Quantity : 1;
- Standard Accessories : Operation manual; Quantity : 1;
- Standard Accessories : Infrared remote control; Quantity : 1;
- Standard Accessories : AAA dry-cell batteries; Quantity : 2;
- Standard Accessories : Remote control holder; Quantity : 1;
- Standard Accessories : Mounting plate; Quantity : 1;
- Standard Accessories : Titanium apatite photocatalytic air purification filter; Quantity : 2;
- Standard Accessories : Indoor unit fixing screws; Quantity : 2;
- Standard Accessories : Batteries; Quantity : 2;
- Standard Accessories : Wireless remote control; Quantity : 1;
- Standard Accessories : Titanium apatite photocatalytic air purification filter without frame; Quantity : 2;

2-2 Electrical Specifications				FTXS20K	FTXS25K	FTXS35K	FTXS42K	FTXS50K	FTXS60G	FTXS71G	CTXS15K	CTXS35K
Power supply	Name			V1								
	Phase			1~								
	Frequency		Hz	50								
	Voltage		V	220-240								
Current	Nominal running current (RLA) - 50Hz	Cooling	A	0.19 (1) / 0.18 (2) / 0.17 (3)	0.12 (1) / 0.12 (2) / 0.11 (3)	0.11 (2) / 0.11 (3) / 0.11 (4)	0.12 (2) / 0.12 (3) / 0.11 (4)	0.19 (1) / 0.18 (2) / 0.17 (3)	0.21 (1) / 0.20 (2) / 0.19 (3)	0.19 (2) / 0.18 (3) / 0.17 (4)		
		Heating	A	0.19 (1) / 0.18 (2) / 0.17 (3)	0.13 (1) / 0.13 (2) / 0.12 (3)	0.14 (2) / 0.14 (3) / 0.13 (4)	0.15 (2) / 0.14 (3) / 0.14 (4)	0.21 (1) / 0.20 (2) / 0.19 (3)	0.28 (1) / 0.27 (2) / 0.26 (3)	0.19 (2) / 0.18 (3) / 0.17 (4)		
Wiring connections - 50Hz	For power supply	Remark	-						3 for power supply, 4 for interunit wiring (Earth wire included)		-	

2 Specifications

Notes

(1) 220V

(2) 230V

(3) 240V

(4) SL: The silent fan level of the air flow rate setting

When connected with multi-system outdoor unit, refer to the specifications of the multi outdoor unit to be connected.

3 Options

3 - 1 Options

3

C/FTXS-K/G

Applicable models	Class		Casing		Factory	
	15	35	SCW	DCZ	SCW	DCZ
FTXS4KQV1B			✓	✓	✓	✓
FTXS4KSV1B			✓	✓	✓	✓
FTXS2KQV1B			✓	✓	✓	✓
FTXS2KSV1B			✓	✓	✓	✓
FTXS4KRV1B			✓	✓	✓	✓
FTXS2KRV1B			✓	✓	✓	✓
FTXS4KRV1B			✓	✓	✓	✓
FTXS2KRV1B			✓	✓	✓	✓
FTXS6KQV1B			✓	✓	✓	✓
FTXS7GV1B			✓	✓	✓	✓

Option kit	Product name	Remark	FTXS4KQV1B	FTXS4KSV1B	FTXS2KQV1B	FTXS2KSV1B	FTXS4KRV1B	FTXS2KRV1B	FTXS4KRV1B	FTXS2KRV1B	FTXS6KQV1B	FTXS7GV1B
Wired remote control	BRC073A1		✓	✓	✓	✓	✓	✓	✓	✓	✓	✓
Wired remote control	BRC4482		✓	✓	✓	✓	✓	✓	✓	✓	✓	✓
Extension cord for wired remote control (3m)	BRCW901A03		✓	✓	✓	✓	✓	✓	✓	✓	✓	✓
Extension cord for wired remote control (5m)	BRCW901A08		✓	✓	✓	✓	✓	✓	✓	✓	✓	✓
Interface adaptor for wired remote control	KRP980B1		✓	✓	✓	✓	✓	✓	✓	✓	✓	✓
Centralised control board (up to 5 rooms)	KRC72A		✓	✓	✓	✓	✓	✓	✓	✓	✓	✓
Wiring adaptor (normal open contact - normal open pulse contact)	KRP413AB15		✓	✓	✓	✓	✓	✓	✓	✓	✓	✓
Wi-Fi adaptor for smartphones	BRP069AA2		✓	✓	✓	✓	✓	✓	✓	✓	✓	✓
Wi-Fi adaptor for smartphones	BRP069AA3		✓	✓	✓	✓	✓	✓	✓	✓	✓	✓
Interface adaptor for DIII-NET	KRP9288Z5		✓	✓	✓	✓	✓	✓	✓	✓	✓	✓
Central remote control	DCS302CA51		✓	✓	✓	✓	✓	✓	✓	✓	✓	✓
Unified ON/OFF controller	DCS301BA51		✓	✓	✓	✓	✓	✓	✓	✓	✓	✓
Schedule timer	DST301BA51		✓	✓	✓	✓	✓	✓	✓	✓	✓	✓
Titanium apatite photocatalytic air-purifying filter with frame	KAF970A46	(1)	✓	✓	✓	✓	✓	✓	✓	✓	✓	✓
Anti-theft protection for remote control	KKF910AA4		✓	✓	✓	✓	✓	✓	✓	✓	✓	✓

Notes

- 1. R410A models

Legend

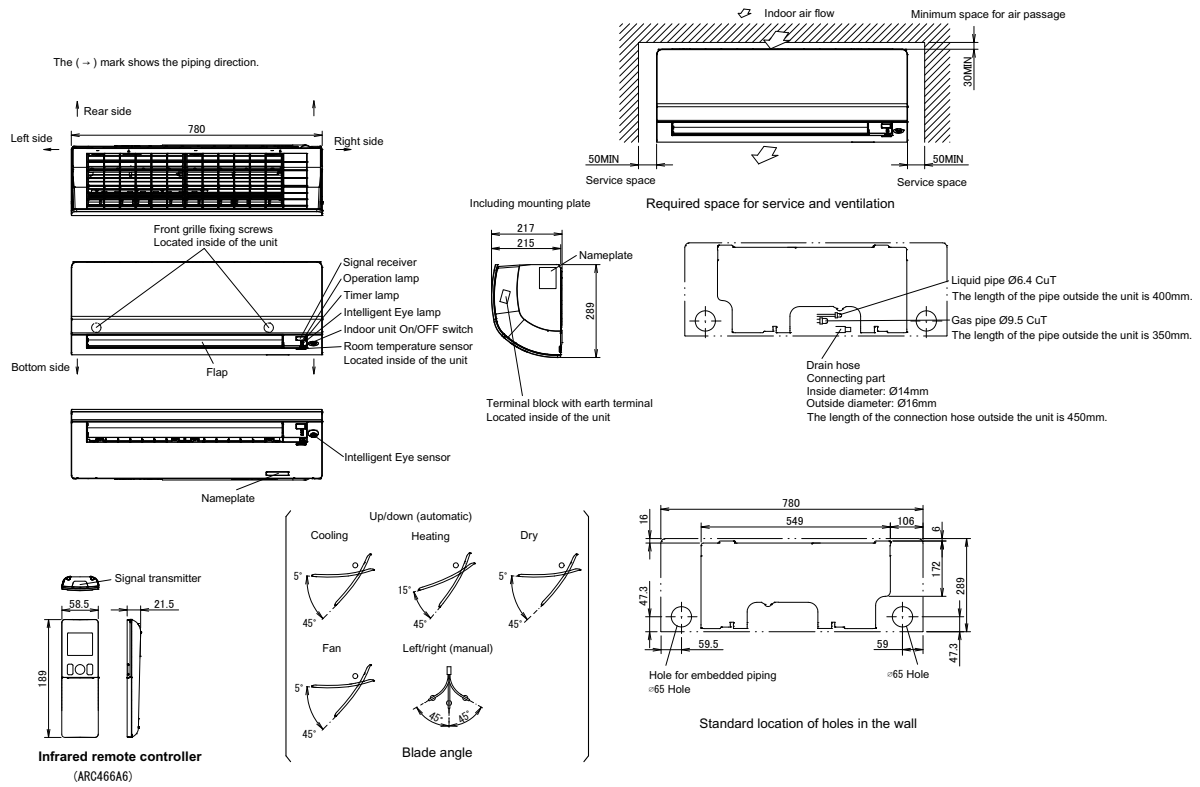
- ① Three-dimensional knitted fabric (42x255mm) + activated charcoal net

3D095247D

4 Dimensional drawings

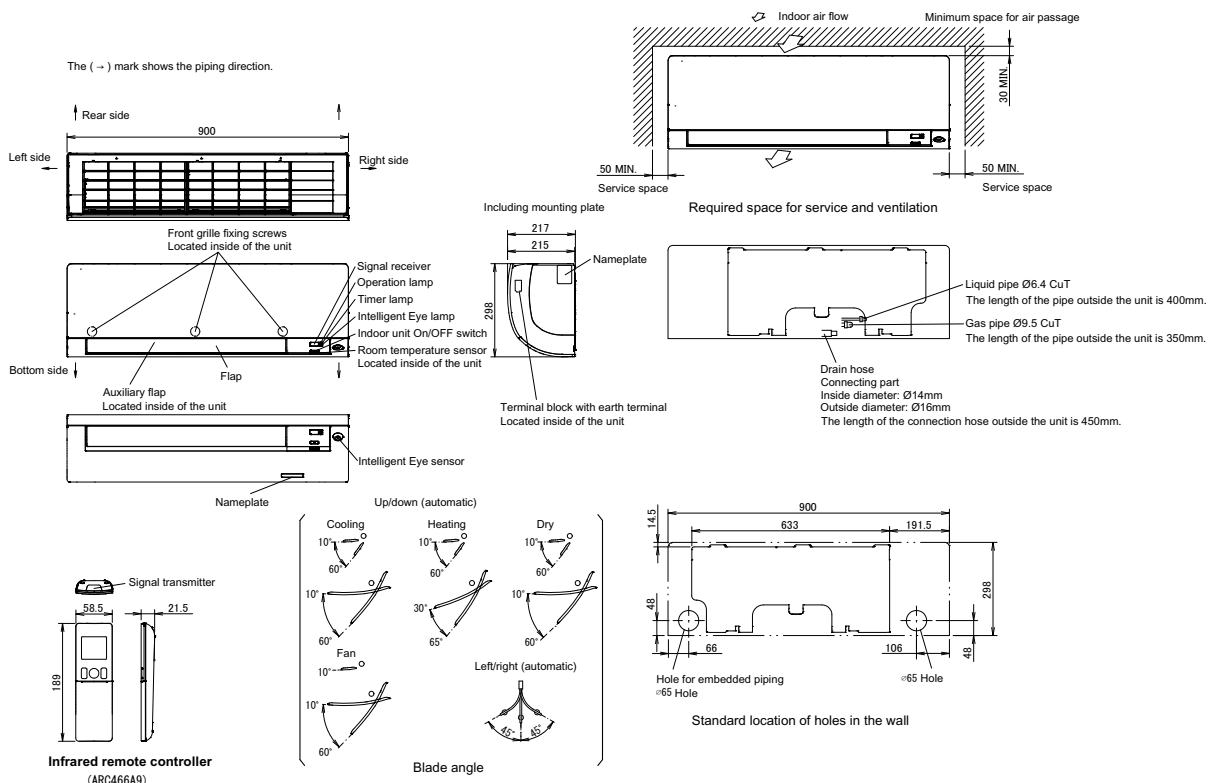
4 - 1 Dimensional Drawings

CTXS15-35K/FTXS20-25K



3D092255

FTXS35-42K

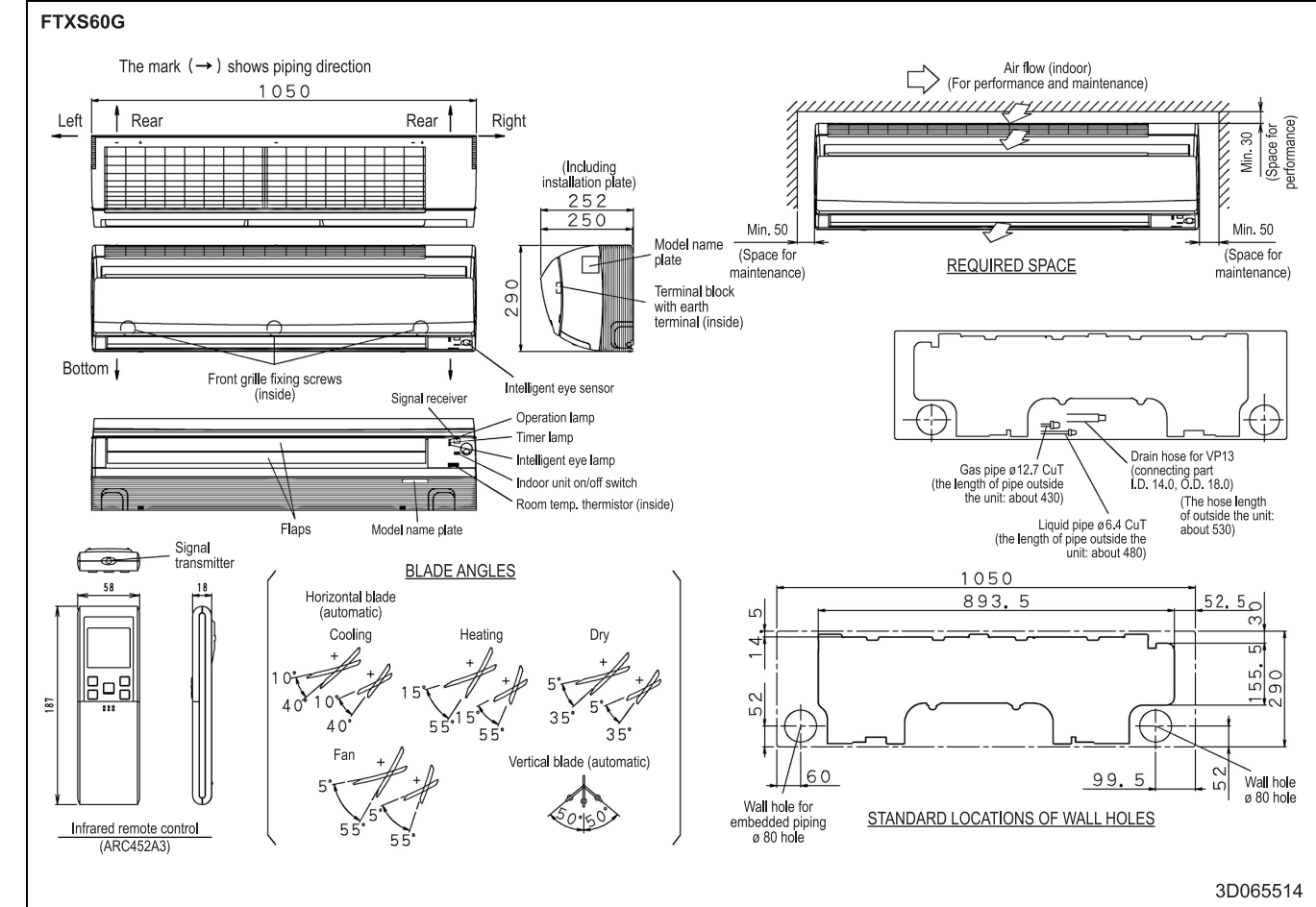
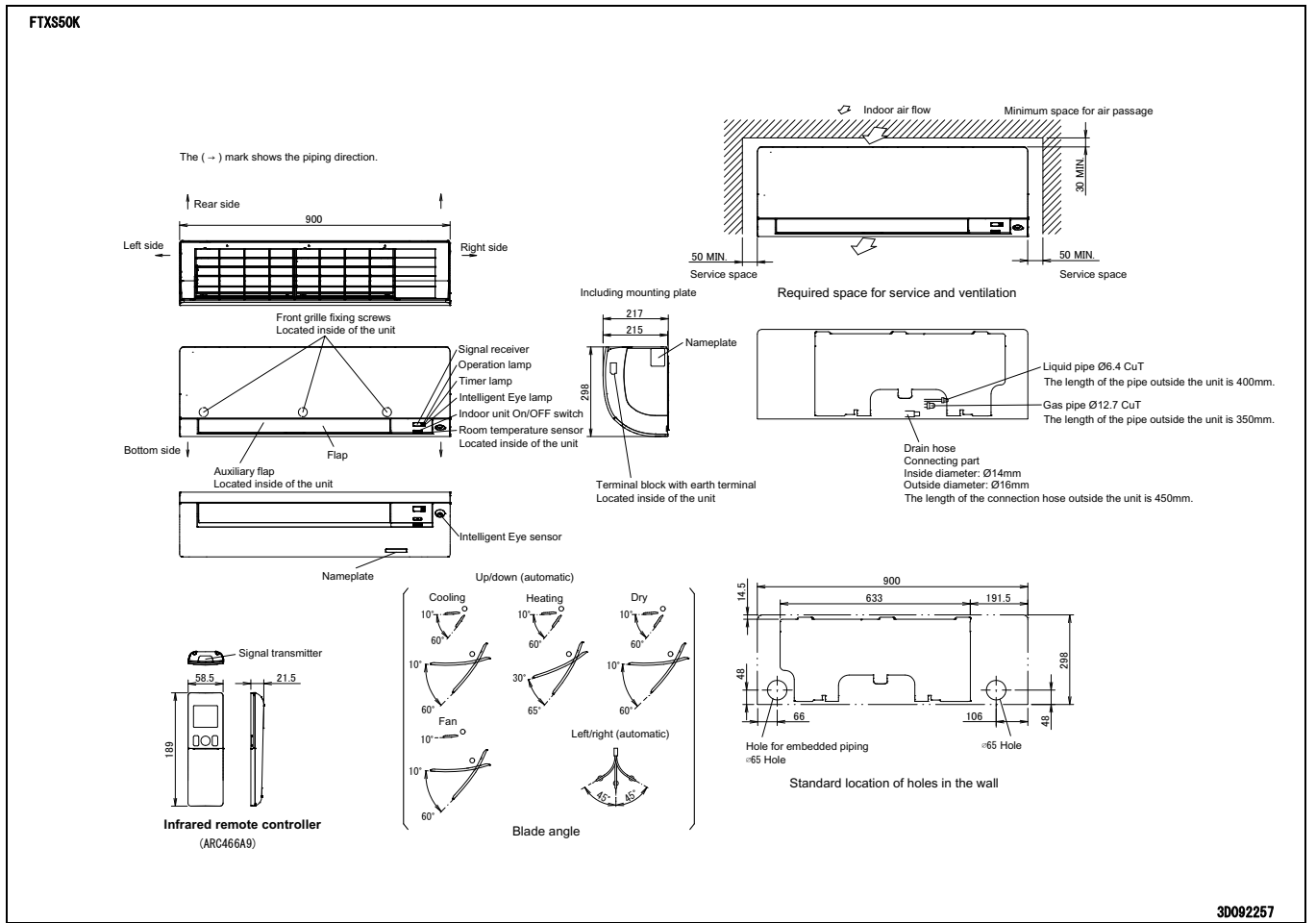


3D092256

4 Dimensional drawings

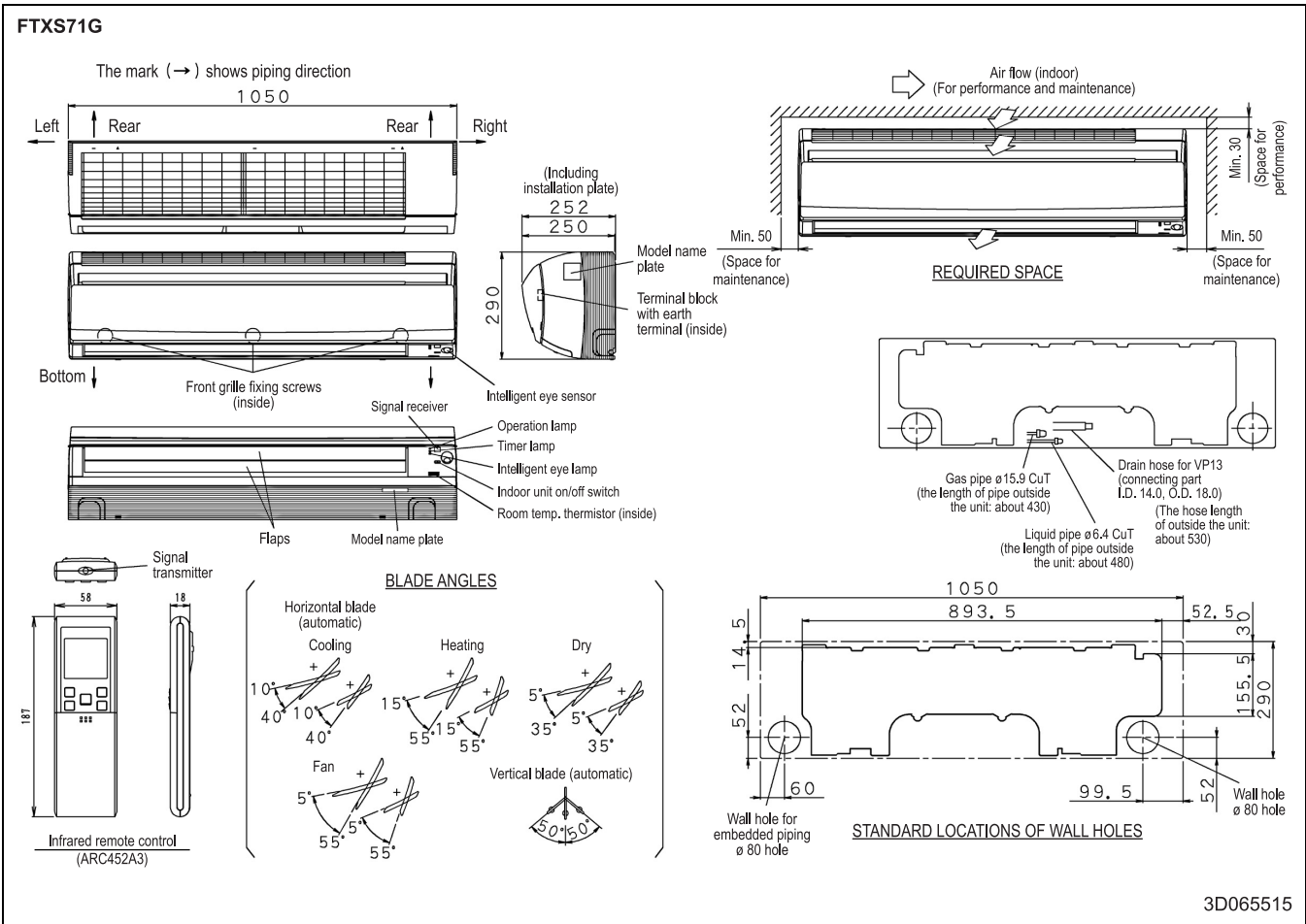
4 - 1 Dimensional Drawings

4



4 Dimensional drawings

4 - 1 Dimensional Drawings

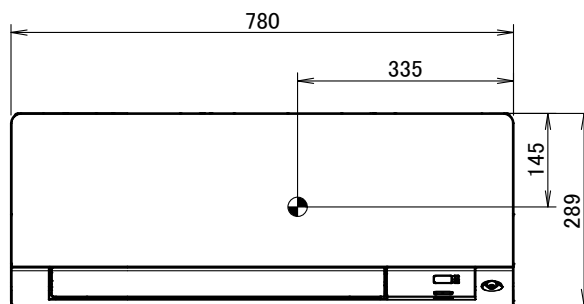


5 Centre of gravity

5 - 1 Centre of Gravity

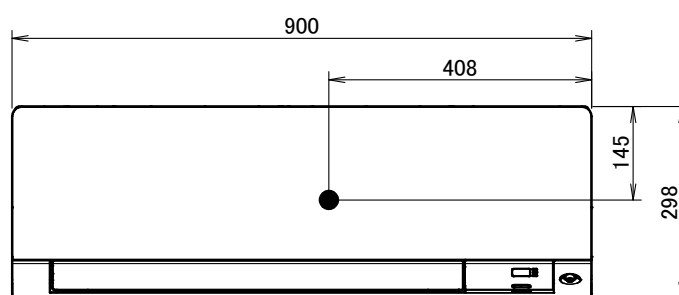
5

CTXS15-35K/FTXS20-25K



4D092261

FTXS35-50K

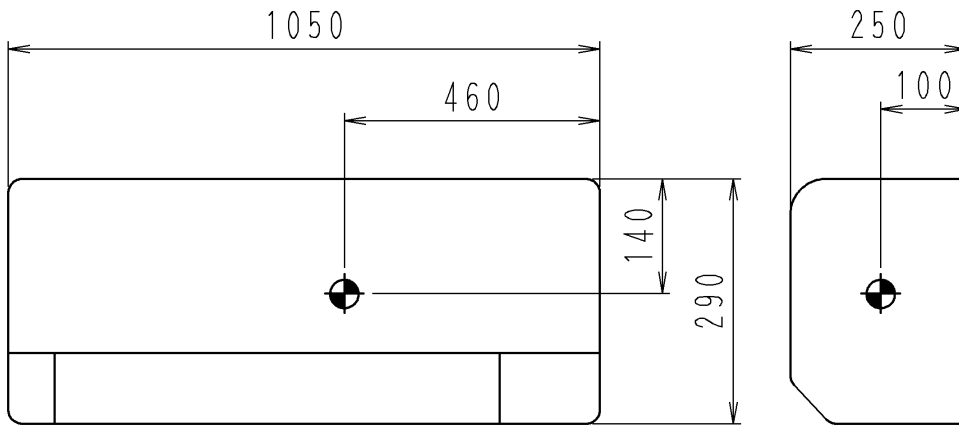


4D092262

5 Centre of gravity

5 - 1 Centre of Gravity

FTXS60-71G

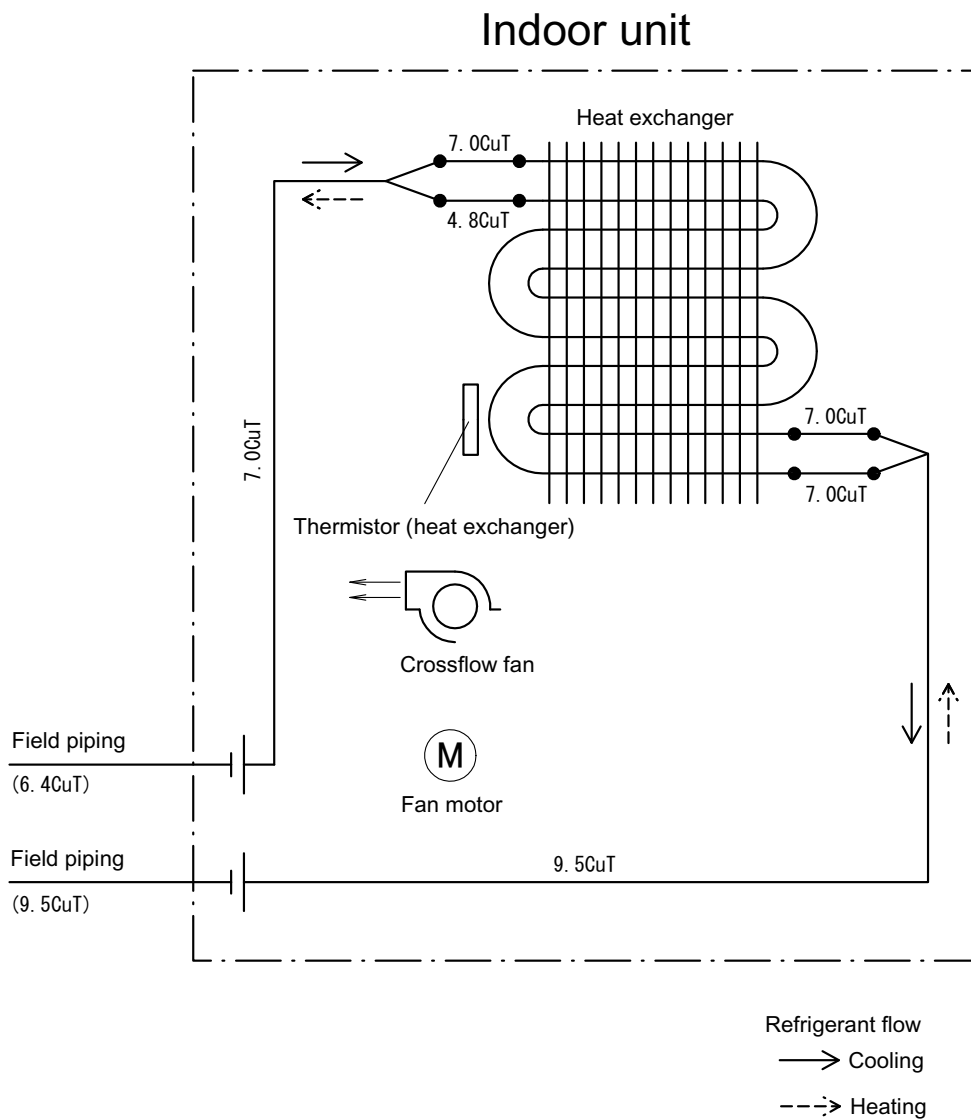


4D065274C

6 Piping diagrams

6 - 1 Piping Diagrams

CTXS15-35K/FTXS20-25K

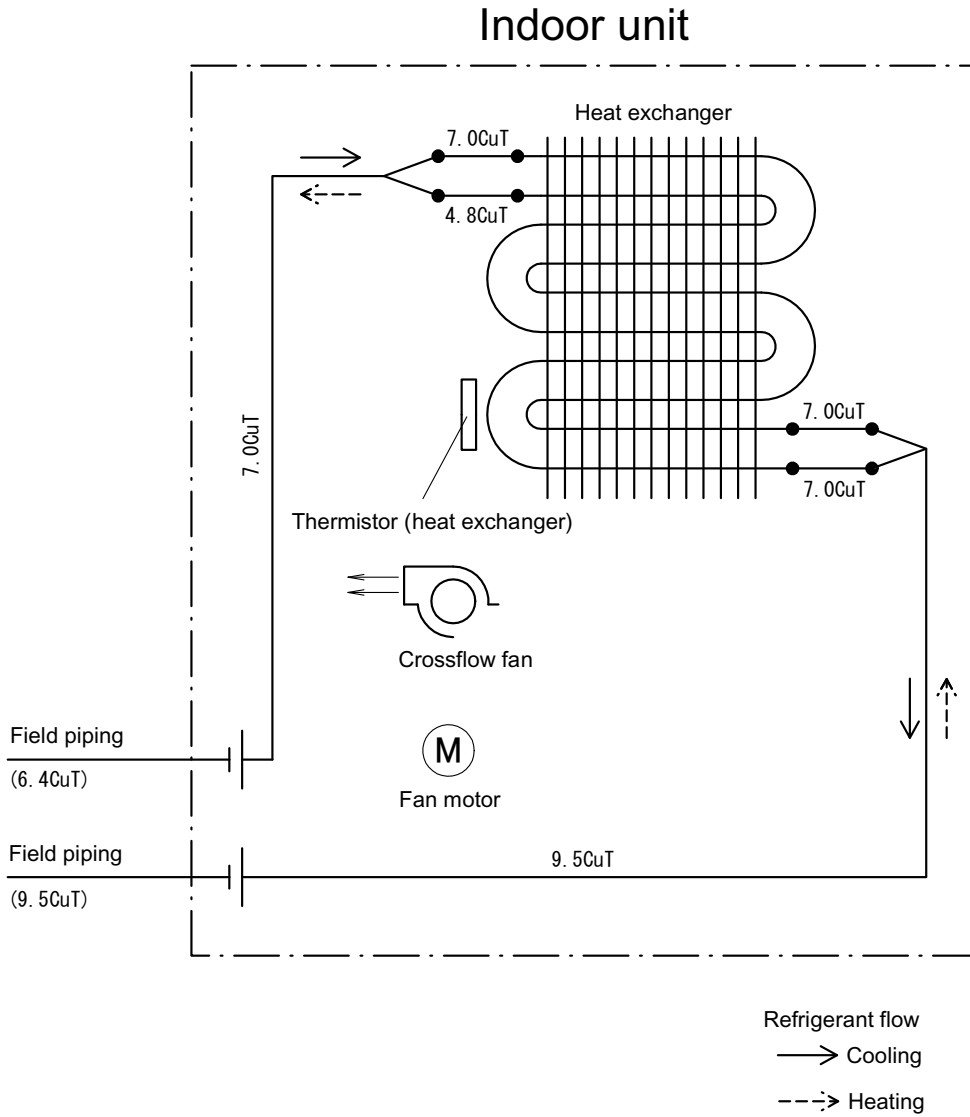


4D092258

6 Piping diagrams

6 - 1 Piping Diagrams

FTXS35-42K



4D092259

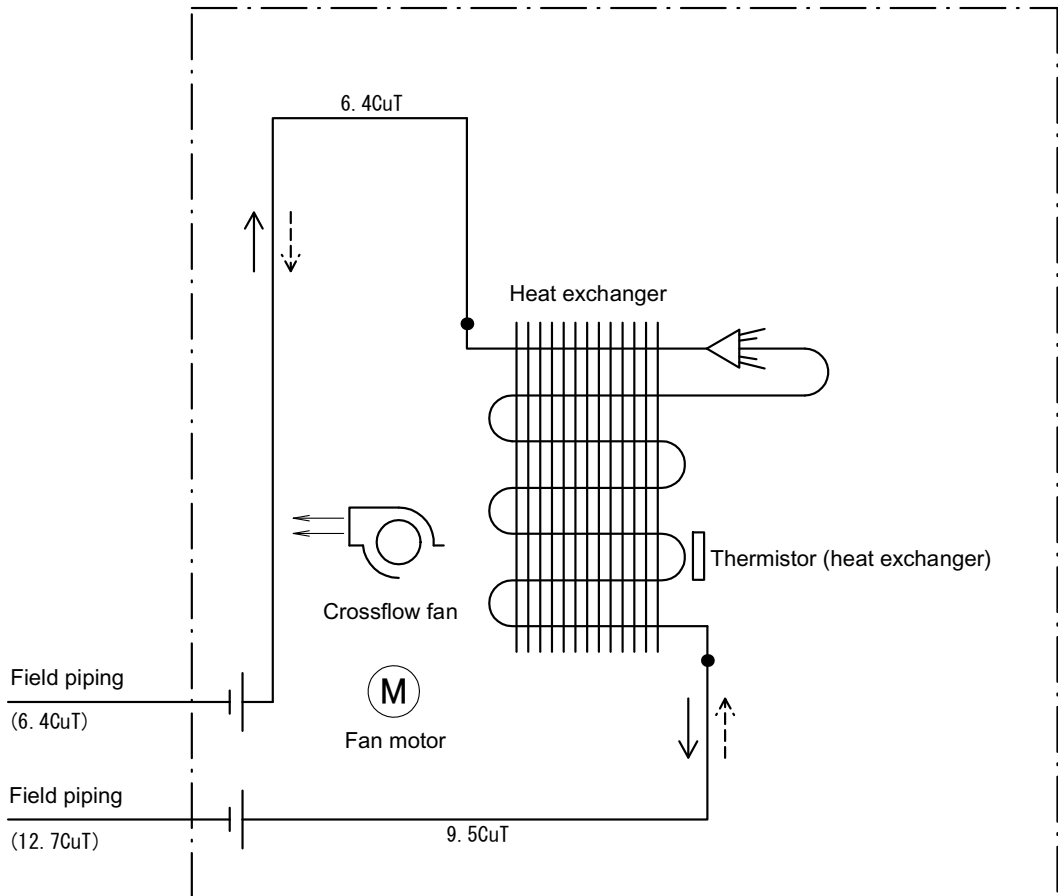
6 Piping diagrams

6 - 1 Piping Diagrams

6

FTXS50K

Indoor unit

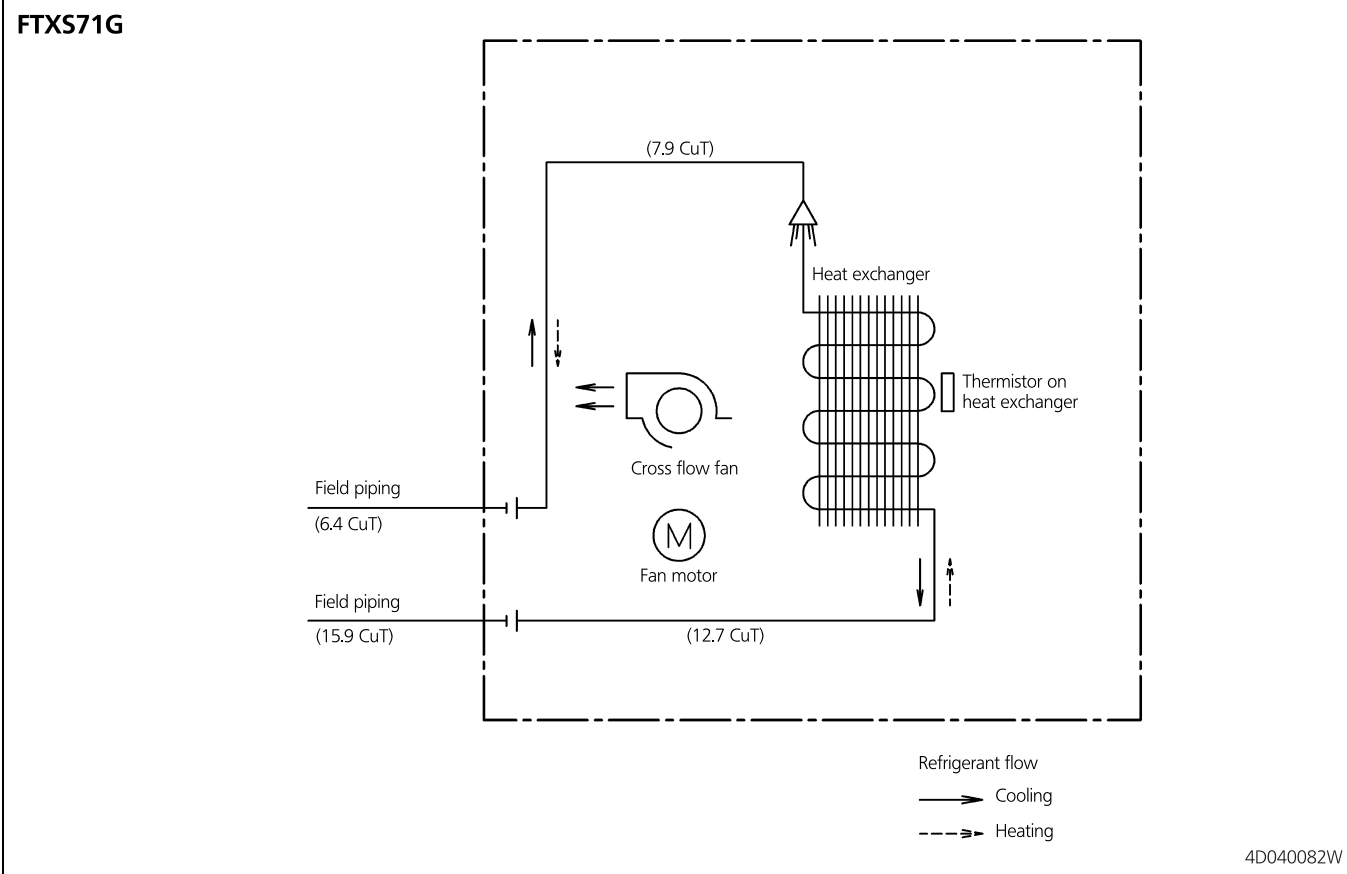
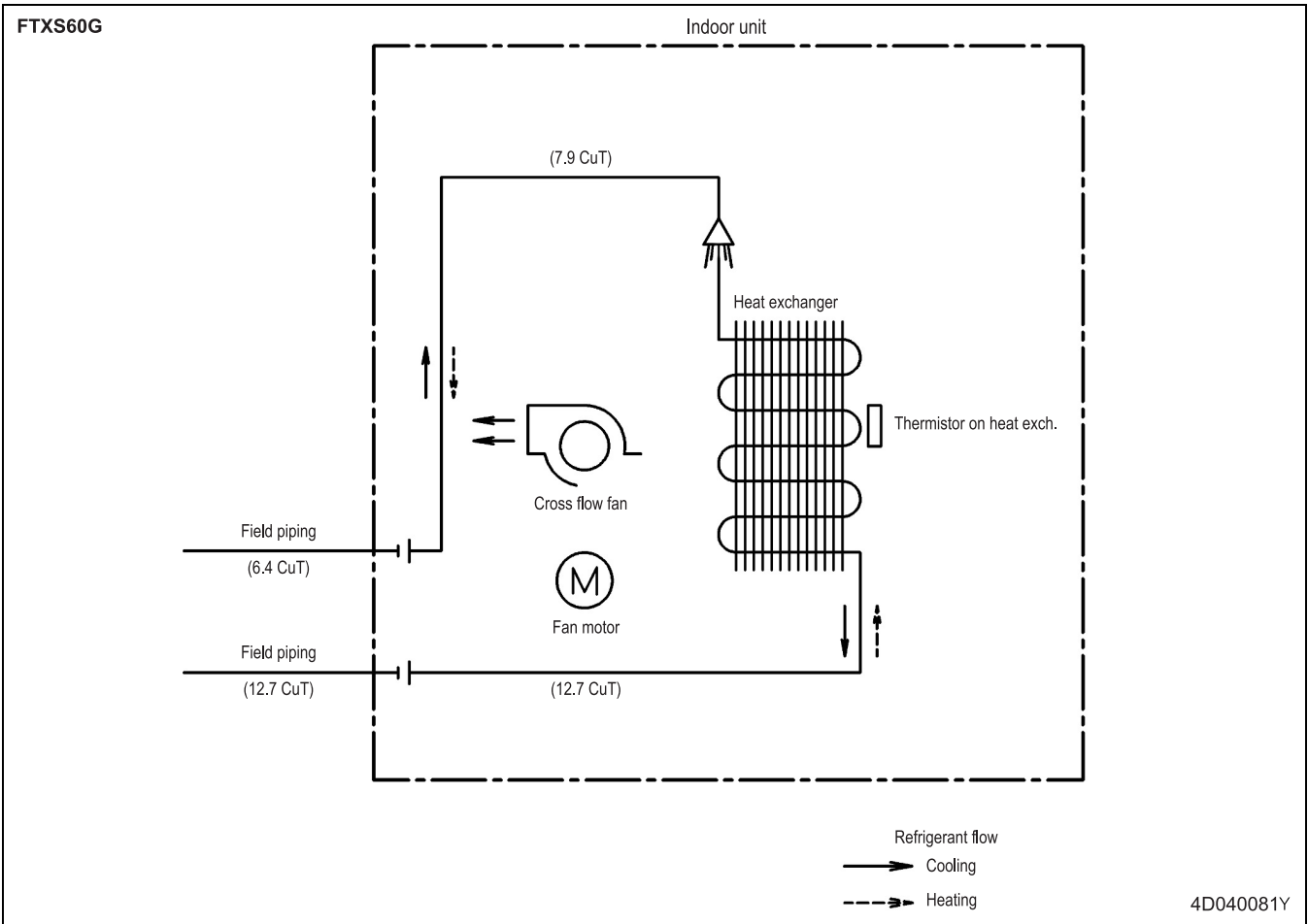


Refrigerant flow
 —> Cooling
 - - -> Heating

4D092260

6 Piping diagrams

6 - 1 Piping Diagrams

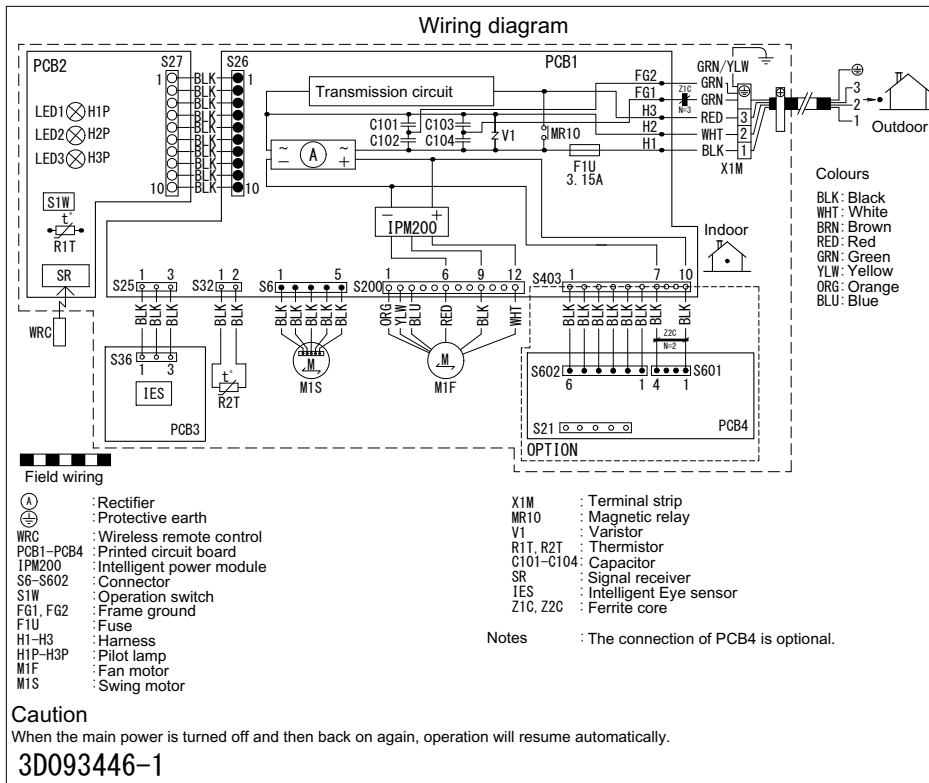


7 Wiring diagrams

7 - 1 Wiring Diagrams - Single Phase

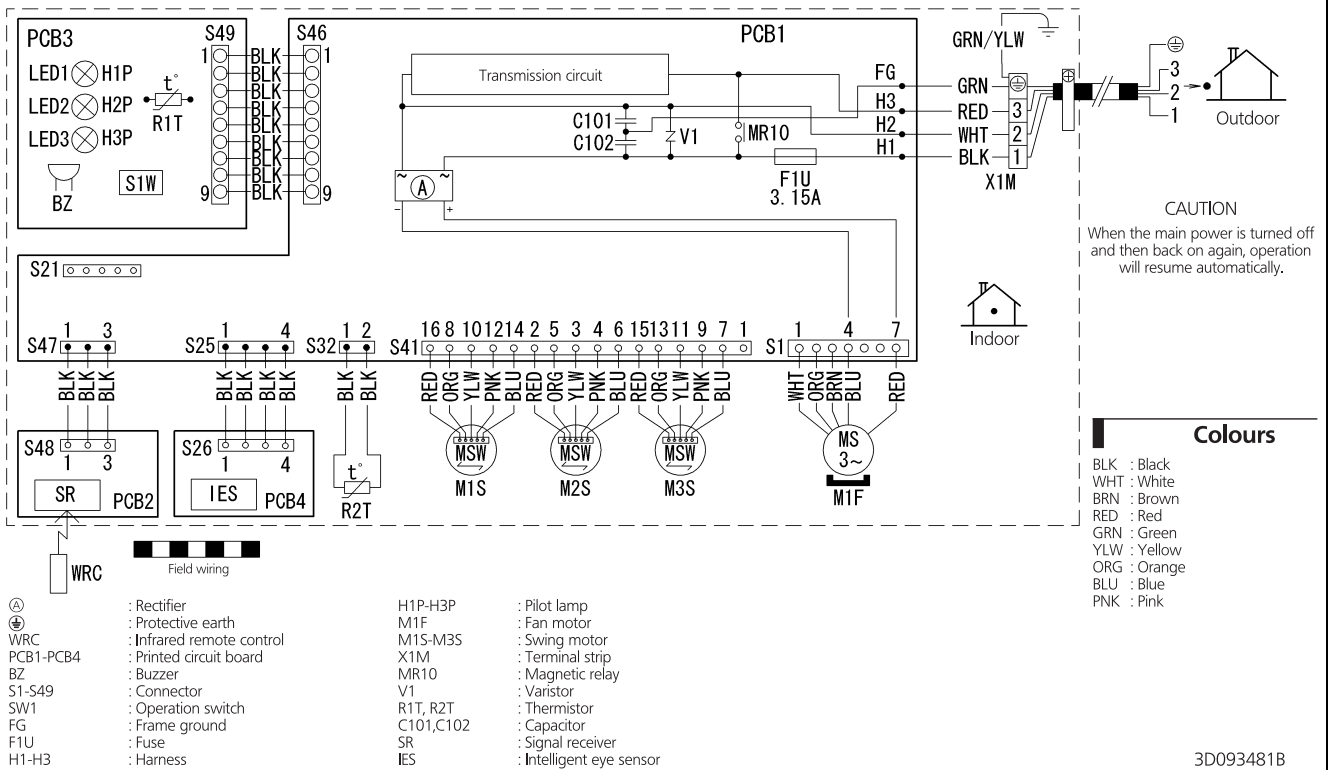
7

CTXS15-35K / FTXS20-25K



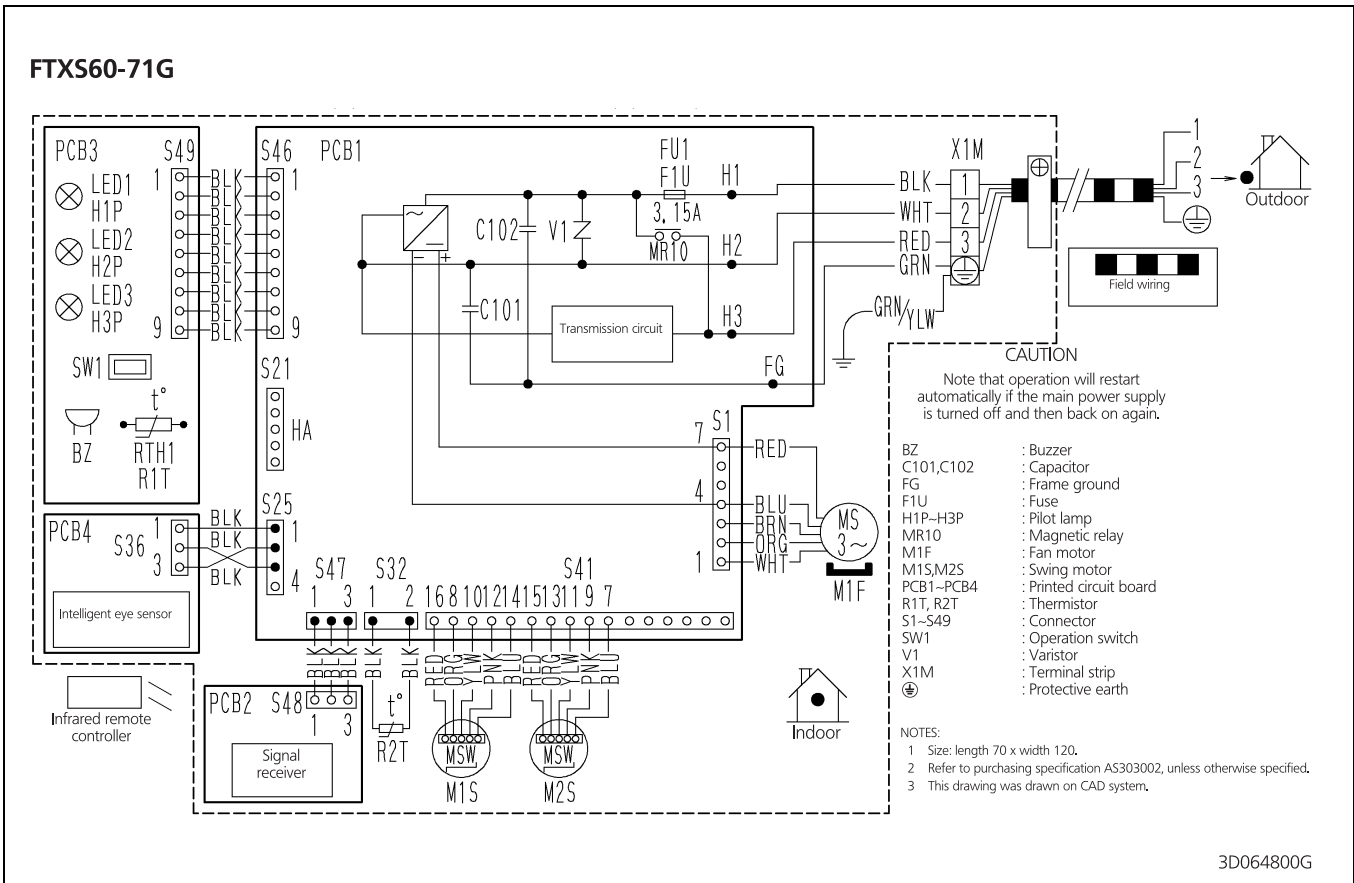
3D093446A

FTXS35-50K



7 Wiring diagrams

7 - 1 Wiring Diagrams - Single Phase

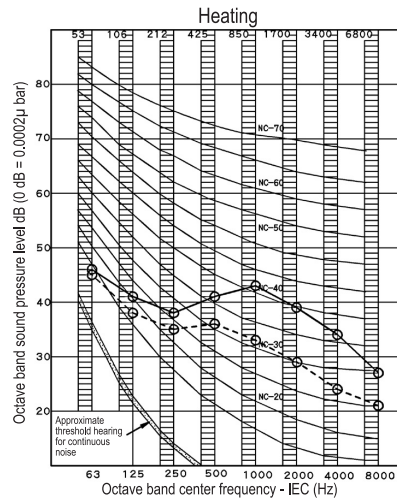
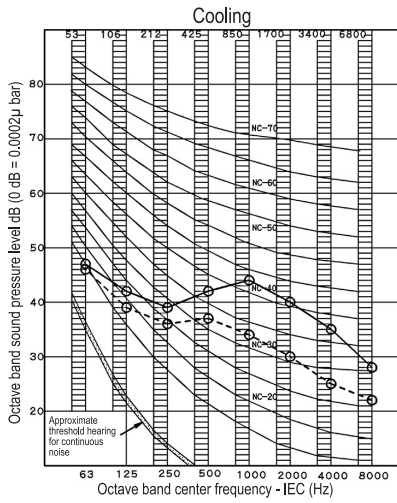


8 Sound data

8 - 1 Sound Level Data

8

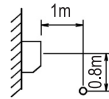
FTXS60G



NOTES

- Over All (dB): (B,G,N is already rectified)
- Measuring place: measure in anechoic room.
- Operation noise differs with operation and ambient conditions.
- Location of microphone.
JISC9612
The operation noise measuring method is in accordance with JISC9612

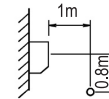
Scale	50Hz 220-240V	
	(H)	(L)
A	45	36



NOTES

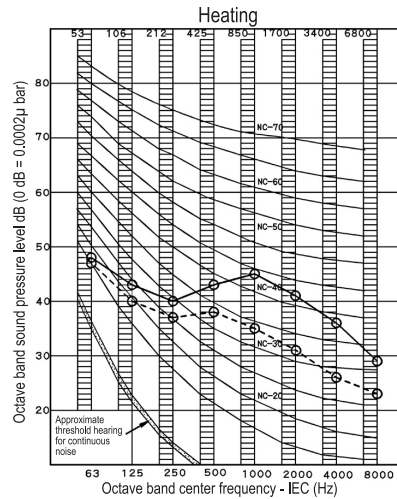
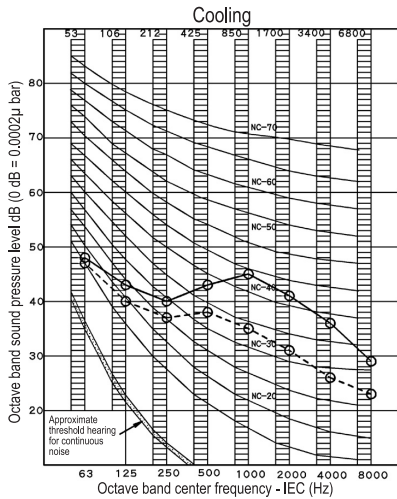
- Over All (dB): (B,G,N is already rectified)
- Measuring place: measure in anechoic room.
- Operation noise differs with operation and ambient conditions.
- Location of microphone.
JISC9612
The operation noise measuring method is in accordance with JISC9612

Scale	50Hz 220-240V	
	H	L
A	44	35



3D051227E

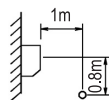
FTXS71G



NOTES

- Over All (dB): (B,G,N is already rectified)
- Measuring place: measure in anechoic room.
- Operation noise differs with operation and ambient conditions.
- Location of microphone.
JISC9612
The operation noise measuring method is in accordance with JISC9612

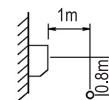
Scale	50Hz 220-240V	
	(H)	(L)
A	46	37



NOTES

- Over All (dB): (B,G,N is already rectified)
- Measuring place: measure in anechoic room.
- Operation noise differs with operation and ambient conditions.
- Location of microphone.
JISC9612
The operation noise measuring method is in accordance with JISC9612

Scale	50Hz 220-240V	
	(H)	(L)
A	46	37

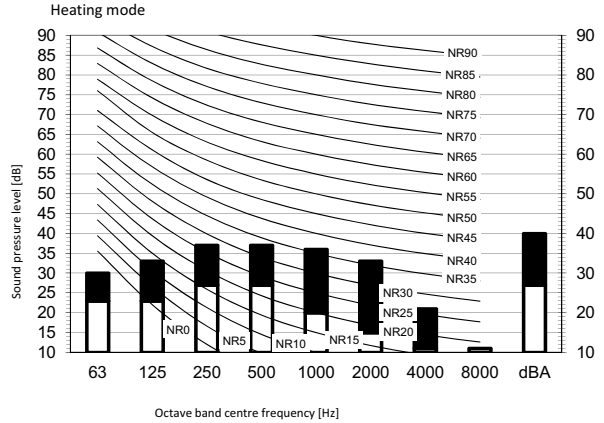
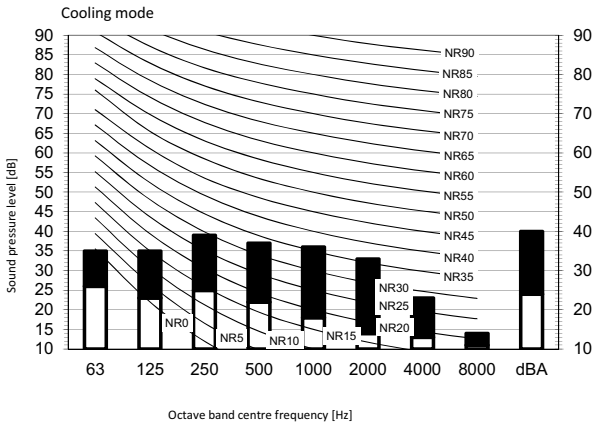


3D051225D

8 Sound data

8 - 2 Sound Pressure Spectrum

FTXS20K



Legend

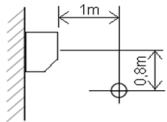
dBA = A-weighted sound pressure level (A scale according to IEC).

A Scale

B High-tap

C Low-tap

Location of microphone



Cooling Total dB		
A	B	C
dBA	40	24

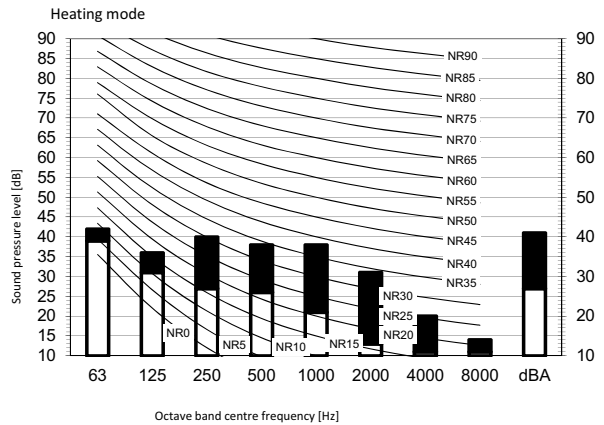
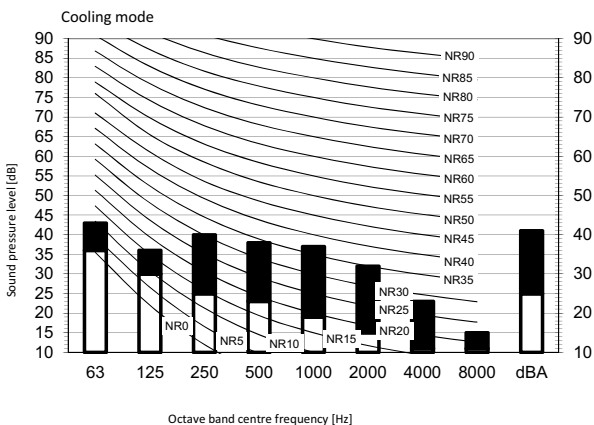
Heating Total dB		
A	B	C
dBA	40	27

Notes

1. Operating conditions: power source 220-240 V/220 V 50/60 Hz; JIS standard
2. Background noise already taken into account.
3. Operating noise varies depending on operation and ambient conditions.
4. The operation noise measuring method is in accordance with JISC9612.
5. Measuring location: anechoic chamber

3D092363A

FTXS25K



Legend

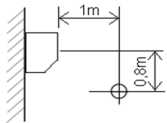
dBA = A-weighted sound pressure level (A scale according to IEC).

A Scale

B High-tap

C Low-tap

Location of microphone



Cooling Total dB		
A	B	C
dBA	41	25

Heating Total dB		
A	B	C
dBA	41	27

Notes

1. Operating conditions: power source 220-240 V/220 V 50/60 Hz; JIS standard
2. Background noise already taken into account.
3. Operating noise varies depending on operation and ambient conditions.
4. The operation noise measuring method is in accordance with JISC9612.
5. Measuring location: anechoic chamber

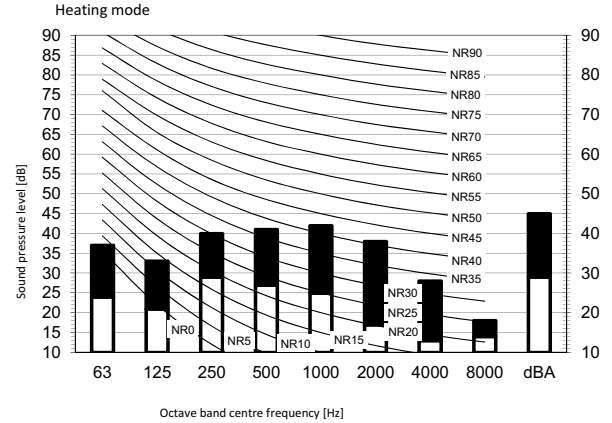
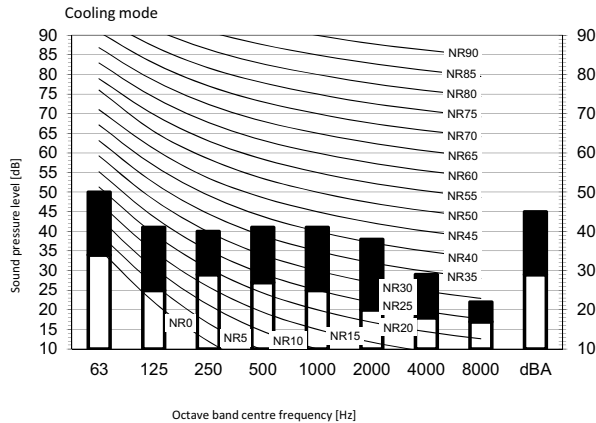
3D092364A

8 Sound data

8 - 2 Sound Pressure Spectrum

8

FTXS35K



Legend

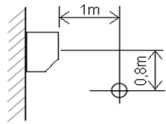
dBA = A-weighted sound pressure level (A scale according to IEC).

A Scale

B High-tap

C Low-tap

Location of microphone



Cooling		Total dB	
A	B	C	
dBA	45	29	

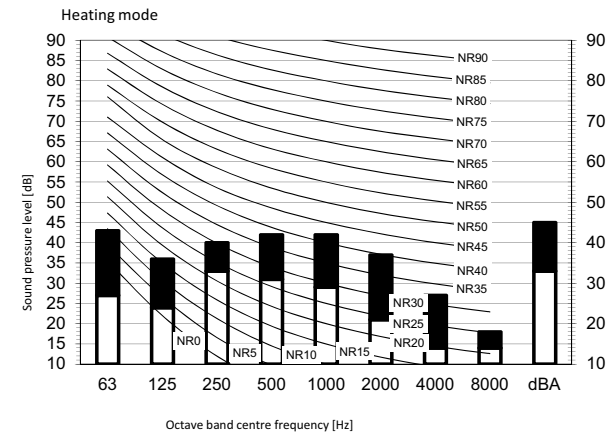
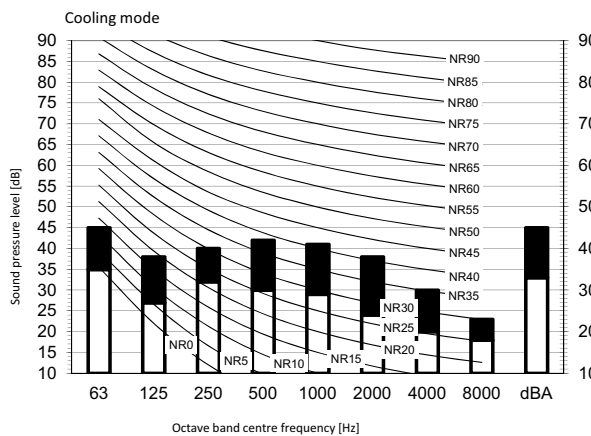
Heating		Total dB	
A	B	C	
dBA	45	29	

Notes

1. Operating conditions: power source 220-240 V/220 V 50/60 Hz; JIS standard
2. Background noise already taken into account.
3. Operating noise varies depending on operation and ambient conditions.
4. The operation noise measuring method is in accordance with JISC9612.
5. Measuring location: anechoic chamber

3D092365A

FTXS42K



Legend

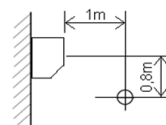
dBA = A-weighted sound pressure level (A scale according to IEC).

A Scale

B High-tap

C Low-tap

Location of microphone



Cooling		Total dB	
A	B	C	
dBA	45	33	

Heating		Total dB	
A	B	C	
dBA	45	33	

Notes

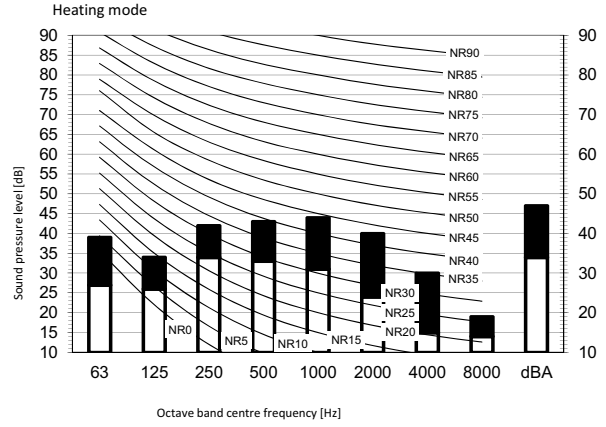
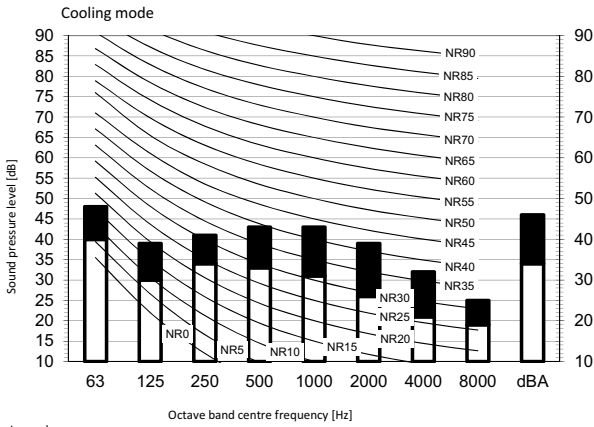
1. Operating conditions: power source 220-240 V/220 V 50/60 Hz; JIS standard
2. Background noise already taken into account.
3. Operating noise varies depending on operation and ambient conditions.
4. The operation noise measuring method is in accordance with JISC9612.
5. Measuring location: anechoic chamber

3D094021

8 Sound data

8 - 2 Sound Pressure Spectrum

FTXS50K



Legend

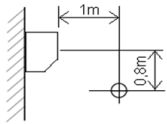
dBA = A-weighted sound pressure level (A scale according to IEC).

A Scale

B High-tap

C Low-tap

Location of microphone



Cooling		Total dB	
A	B	C	
dBA	46	34	

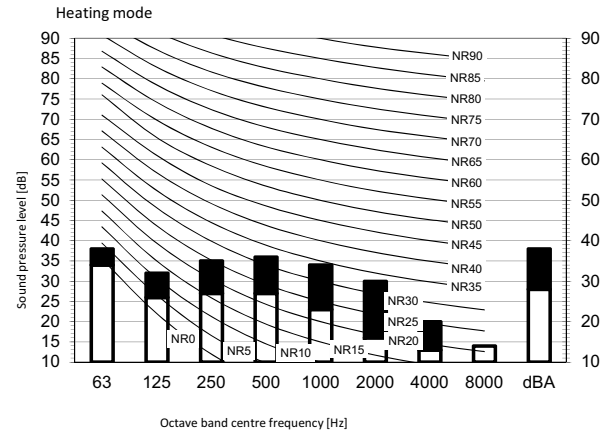
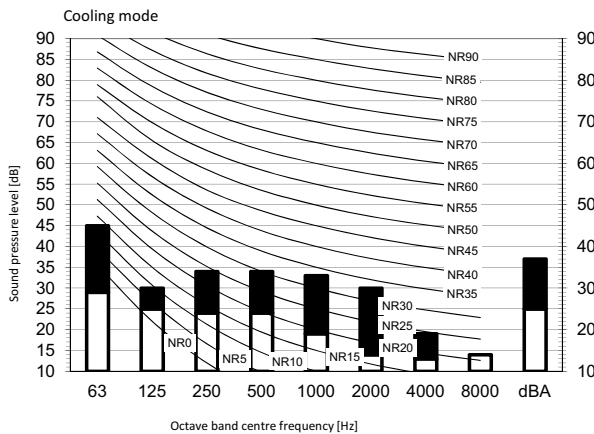
Heating		Total dB	
A	B	C	
dBA	47	34	

Notes

1. Operating conditions: power source 220-240 V/220 V 50/60 Hz; JIS standard
2. Background noise already taken into account.
3. Operating noise varies depending on operation and ambient conditions.
4. The operation noise measuring method is in accordance with JISC9612.
5. Measuring location: anechoic chamber

3D094018

CTXS15K



Legend

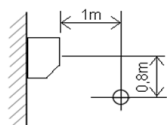
dBA = A-weighted sound pressure level (A scale according to IEC).

A Scale

B High-tap

C Low-tap

Location of microphone



Cooling		Total dB	
A	B	C	
dBA	37	25	

Heating		Total dB	
A	B	C	
dBA	38	28	

Notes

1. Operating conditions: power source 220-240 V/220 V 50/60 Hz; JIS standard
2. Background noise already taken into account.
3. Operating noise varies depending on operation and ambient conditions.
4. The operation noise measuring method is in accordance with JISC9612.
5. Measuring location: anechoic chamber

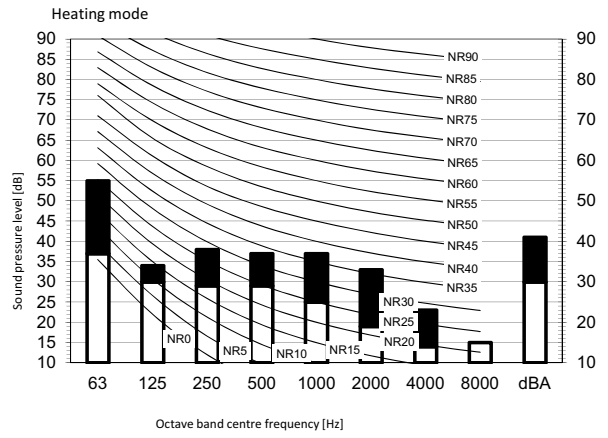
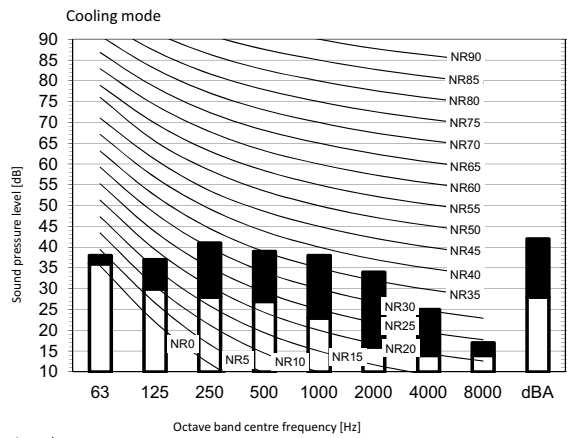
3D094019

8 Sound data

8 - 2 Sound Pressure Spectrum

8

CTXS35K



Legend

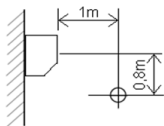
dBA = A-weighted sound pressure level (A scale according to IEC).

A Scale

B High-tap

C Low-tap

Location of microphone



Cooling Total dB

A	B	C
dBA	42	28

Heating Total dB

A	B	C
dBA	41	30


Notes

1. Operating conditions: power source 220-240 V/220 V 50/60 Hz; JIS standard
2. Background noise already taken into account.
3. Operating noise varies depending on operation and ambient conditions.
4. The operation noise measuring method is in accordance with JISC9612.
5. Measuring location: anechoic chamber

3D094020



Daikin Europe N.V. Naamloze Vennootschap - Zandvoordestraat 300, B-8400 Oostende - Belgium - www.daikin.eu - BE 0412 120 336 - RPR Oostende



EEDEN XXX-05/16



Daikin Europe N.V. participates in the Eurovent Certification programme for Liquid Chilling Packages (LCP), Air handling units (AHU), Fan coil units (FCU) and variable refrigerant flow systems (VRF) Check ongoing validity of certificate online: www.eurovent-certification.com or using: www.certiflash.com



The present leaflet is drawn up by way of information only and does not constitute an offer binding upon Daikin Europe N.V.. Daikin Europe N.V. has compiled the content of this leaflet to the best of its knowledge. No express or implied warranty is given for the completeness, accuracy, reliability or fitness for particular purpose of its content and the products and services presented therein. Specifications are subject to change without prior notice. Daikin Europe N.V. explicitly rejects any liability for any direct or indirect damage, in the broadest sense, arising from or related to the use and/or interpretation of this leaflet. All content is copyrighted by Daikin Europe N.V.