



# technical data

CTXU-G2V1B

air conditioning systems

**R-410A**

In all of us,  
a green heart



Daikin's unique position as a manufacturer of air conditioning equipment, compressors and refrigerants has led to its close involvement in environmental issues. For several years Daikin has had the intention to become a leader in the provision of products that have limited impact on the environment. This challenge demands the eco design and development of a wide range of products and an energy management system, resulting in energy conservation and a reduction of waste.



Het ISO14001 assures an effective environmental management system in order to help protect human health and the environment from potential impact of our activities, products and services and to assist in maintaining and improving the quality of the environment.



Daikin Europe N.V. is approved by LRQA for its Quality Management System in accordance with the ISO9001 standard. ISO9001 pertains to quality assurance regarding design, development, manufacturing as well as to services related to the product.




Daikin units comply with the European regulations that guarantee the safety of the product.



Daikin Europe N.V. participates in the Eurovent Certification Programme for Air Conditioners (AC), Liquid Chilling Packages (LCP) and Fan Coil Units (FC); the certified data of certified models are listed in the Eurovent Directory.

"The present publication is drawn up by way of information only and does not constitute an offer binding upon Daikin Europe N.V. Daikin Europe N.V. has compiled the content of this publication to the best of its knowledge. No express or implied warranty is given for the completeness, accuracy, reliability or fitness for particular purpose of its content and the products and services presented therein. Specifications are subject to change without prior notice. Daikin Europe N.V. explicitly rejects any liability for any direct or indirect damage, in the broadest sense, arising from or related to the use and/or interpretation of this publication. All content is copyrighted by Daikin Europe N.V."



## DAIKIN EUROPE N.V.

Naamloze Vennootschap

Zandvoordestraat 300

B-8400 Ostend, Belgium

www.daikin.eu

BTW: BE 0412 120 336

RPR Oostende



# technical data

CTXU-G2V1B

air conditioning systems

**R-410A**

# TABLE OF CONTENTS


## CTXU-G2V1B

1	Features .....	5
2	Specifications .....	6
	For indoor units only .....	6
	Technical Specifications .....	6
	Electrical Specifications .....	7
3	Dimensional drawing & centre of gravity .....	8
	Dimensional drawing .....	8
	Centre of gravity .....	9
4	Piping diagram .....	10
5	Wiring diagram .....	11
	Wiring diagram .....	11
6	Sound data .....	12
	Sound pressure spectrum .....	12

# 1 Features

- URURU humidification: maintains a comfortable humidity level without any separate water supply
- Especially designed to combine with Ururu multi outdoor unit (MXU)
- Fresh air intake for healthy living
- 2 area intelligent eye: air flow is sent to the area in a room where no person is detected
- Weekly timer: allows to program the unit on a weekly basis
- Comfort mode guarantees draught free operation
- 3D air flow
- Dual air discharge flow for better air distribution
- ECONO mode decreases power consumption so that other appliances that need large power supply can be used
- Flat front panel: its stylish appearance blends easily within any interior décor and is more easy to clean.
- Indoor / outdoor unit silent operation
- Powerful mode can be selected for rapid cooling or heating
- Titanium apatite photocatalytic air purification filter absorbs microscopic particles, decomposes odours and even deactivates bacteria and viruses

1



standard

2 rooms

integrated titanium apatite

## 2 Specifications

2-1 FOR INDOOR UNITS ONLY			CTXU25G2V1B	CTXU35G2V1B	CTXU42G2V1B	CTXU50G2V1B
Nominal input (Indoor only)	Cooling	kW	0,018	0,026	0,024	0,026
	Heating	kW	0,021	0,028	0,030	0,032

2-2 TECHNICAL SPECIFICATIONS				CTXU25G2V1B	CTXU35G2V1B	CTXU42G2V1B	CTXU50G2V1B	
Casing	Colour			White				
Dimensions	Packing	Height	mm	366	366	366	366	
		Width	mm	870	870	870	870	
		Depth	mm	274	274	274	274	
	Unit	Height	mm	295	295	295	295	
		Width	mm	800	800	800	800	
		Depth	mm	215	215	215	215	
Weight	Unit		kg	9	10	10	10	
	Packed Unit		kg	13	14	14	14	
Heat Exchanger	Dimensions	Length	mm	605	605 + 602.7	605 + 602.7	605 + 602.7	
		Nr of Rows			2	2+1	2+1	2+1
		Fin Pitch	mm	1.2	1.2+1.6	1.2+1.6	1.2+1.6	
		Nr of Stages			18	18+12	18+12	18+12
	Tube type		ø6.35 Hi-XU					
Fin		Type	ML fin (Multi louver)					
Fan	Type			Cross flow fan				
Air Flow Rate	Cooling	High	m <sup>3</sup> /min	9.1	10.4	9.1	10.2	
		Medium	m <sup>3</sup> /min	7.1	7.7	7.7	8.6	
		Low	m <sup>3</sup> /min	5.2	4.8	6.3	7.0	
		Silent Operation	m <sup>3</sup> /min	3.7	3.5	5.4	6.0	
	Heating	High	m <sup>3</sup> /min	9.8	10.6	11.2	11.0	
		Medium	m <sup>3</sup> /min	7.9	8.5	9.4	9.3	
		Low	m <sup>3</sup> /min	6.2	6.4	7.7	7.6	
		Silent Operation	m <sup>3</sup> /min	5.2	5.4	6.8	6.7	
	Cooling	High	cfm	321	367	321	360	
		Medium	cfm	252	270	273	305	
		Low	cfm	182	170	221	246	
		Silent Operation	cfm	130	125	190	212	
	Heating	High	cfm	346	374	395	388	
		Medium	cfm	280	302	333	330	
		Low	cfm	217	226	271	267	
		Silent Operation	cfm	183	191	240	236	
Fan	Motor	Model		KFD-280-23-8A				
		Number of steps		5 steps, silent and auto				
Motor	Speed (cooling)	High	rpm	1,150	1,370	1,310	1,390	
		Medium	rpm	950	1,090	1,170	1,230	
		Low	rpm	750	800	1,020	1,060	
		Silent Operation	rpm	600	670	930	960	
	Speed (heating)	High	rpm	1,220	1,370	1,410	1,440	
		Medium	rpm	1,030	1,160	1,230	1,270	
		Low	rpm	850	940	1,050	1,090	
		Silent Operation	rpm	730	840	960	1,000	
Fan	Motor	Output (high)	W	23	23	23	23	

## 2 Specifications

2

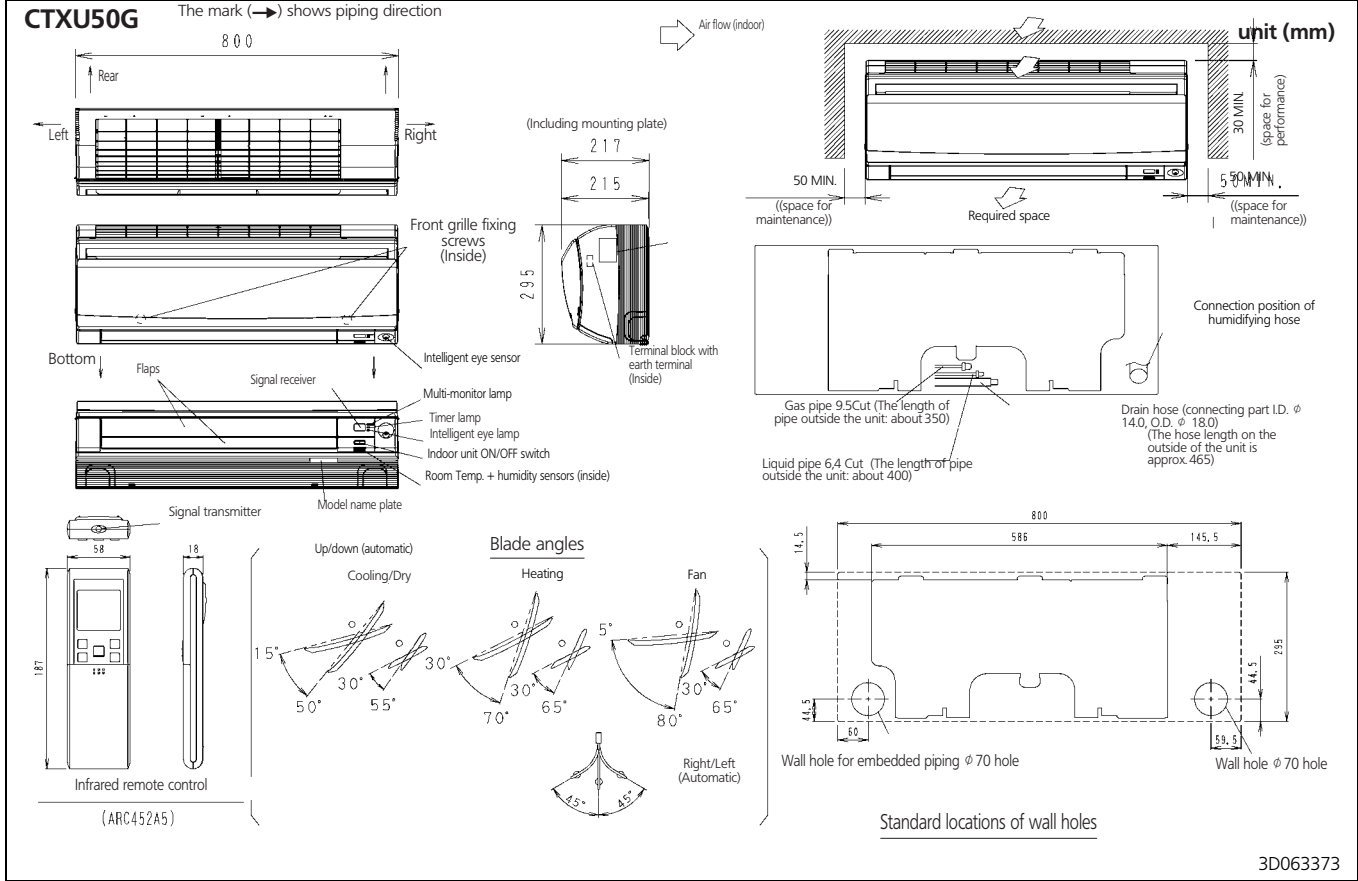
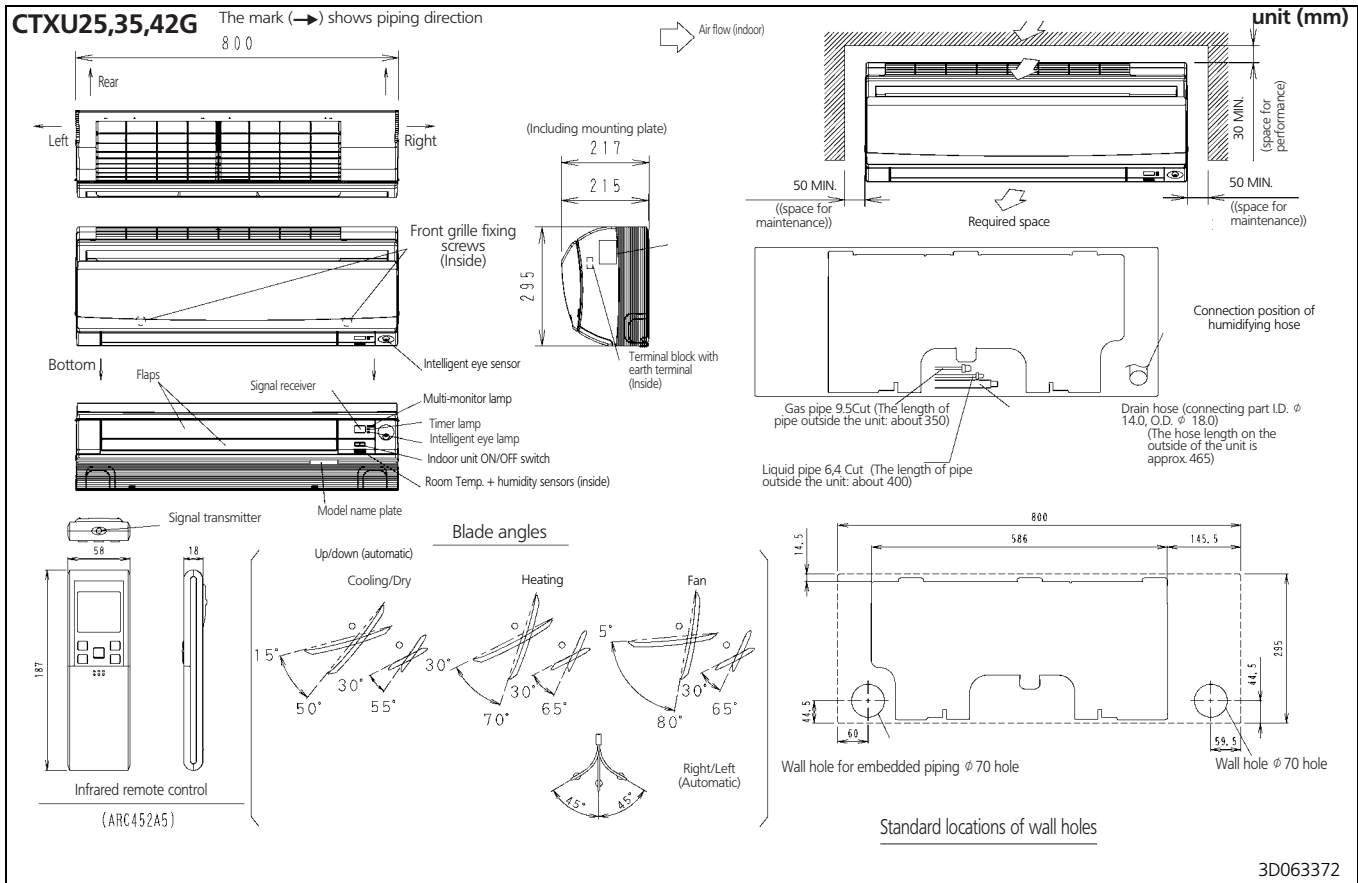
2-2 TECHNICAL SPECIFICATIONS				CTXU25G2V1B	CTXU35G2V1B	CTXU42G2V1B	CTXU50G2V1B
Cooling	Sound Power	High	dBA	54	58	58	59
	Sound Pressure	High	dBA	38	42	42	43
		Medium	dBA	32	34	38	39
		Low	dBA	25	26	33	34
		Silent Operation	dBA	22	23	30	31
Heating	Sound Power	High	dBA	55	58	58	60
	Sound Pressure	High	dBA	39	42	42	44
		Medium	dBA	34	36	38	39
		Low	dBA	28	29	33	34
		Silent Operation	dBA	25	26	30	31
Refrigerant	Type			R-410A			
Piping connections	Liquid (OD)	Diameter (OD)	mm	6.35	6.35	6.35	6.35
	Gas	Diameter (OD)	mm	9.52	9.52	9.52	12.7
	Drain	Diameter (OD)	mm	18	18	18	18
	Heat Insulation			Both liquid and gas pipes			
Air Filter			Removable/washable/Mildew proof				
Air direction control			Right, Left, Horizontal, Downward				
Temperature control			Microcomputer control				
Standard Accessories	Item			Titanium apatite photocatalytic air purification filter			
	Quantity			2	2	2	2
	Item			Air supply filter			
	Quantity			1	1	1	1
	Item			Operation manual			
	Quantity			1	1	1	1
	Item			Installation manual			
	Quantity			1	1	1	1
	Item			Wireless remote control			
	Quantity			1	1	1	1
	Item			Batteries			
	Quantity			2	2	2	2
	Item			Remote control holder			
	Quantity			1	1	1	1
	Item			Indoor unit fixing screws			
	Quantity			2	2	2	2
Item			Mounting plate				
Quantity			1	1	1	1	
Notes			In humidity operation under heating and ventilation operation, in addition, the operation sound of indoor unit shall be increased 2dBa. The humidifying amount 0.45l/h is measured under following conditions: outdoor temperature (DB/WB): 7/6°C; humidity hose length: 4m; indoor unit air flow rate: H tap (max) SL: The silent fan level of the air flow setting Nominal cooling and heating capacity are based on the following conditions: cooling 27°CDB/19°CWB, heating 20°CDB				

2-3 ELECTRICAL SPECIFICATIONS				CTXU25G2V1B	CTXU35G2V1B	CTXU42G2V1B	CTXU50G2V1B
Power Supply	Name			V1			
	Phase			1~			
	Frequency		Hz	50	50	50	50
	Voltage		V	220-230-240			
Current	Nominal running current (RLA)	Cooling	A	0.09-0.08-0.08	0.12-0.12-0.11	0.11-0.11-0.10	0.12-0.12-0.11
		Heating	A	0.10-0.10-0.09	0.13-0.13-0.12	0.14-0.14-0.13	0.15-0.14-0.14
Wiring connections	For Power Supply	Quantity		3	3	3	3
		Remark		4 for interunit wiring ( including earth wiring)			

7

### 3 Dimensional drawing & centre of gravity

#### 3 - 1 Dimensional drawing

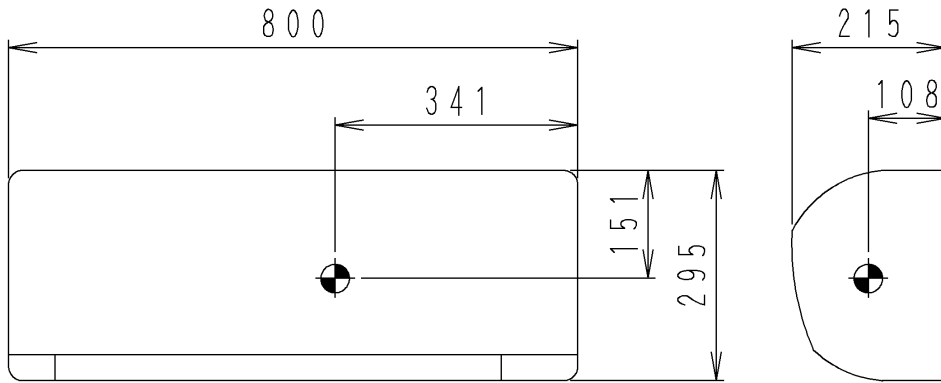




### 3 Dimensional drawing & centre of gravity

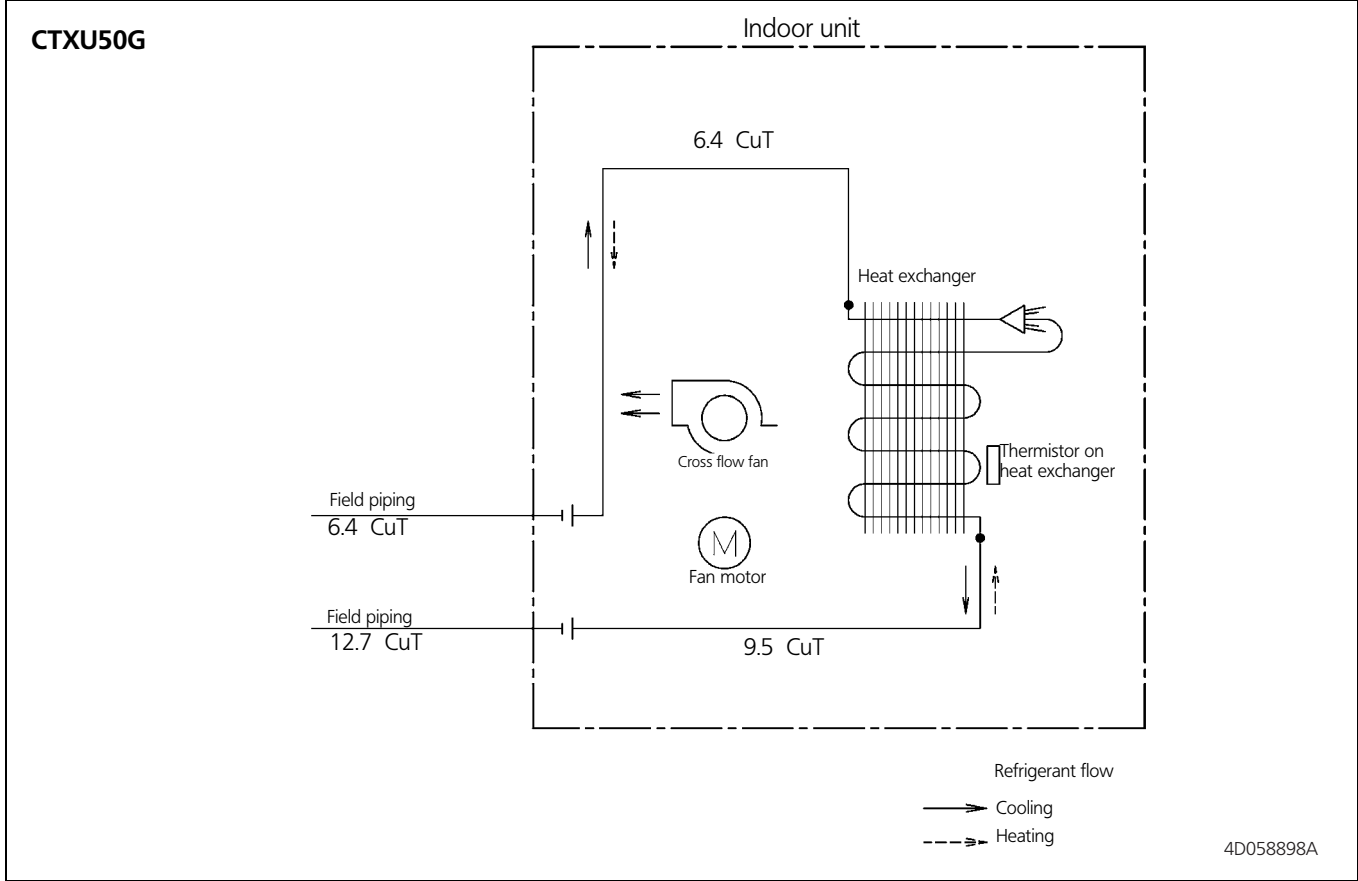
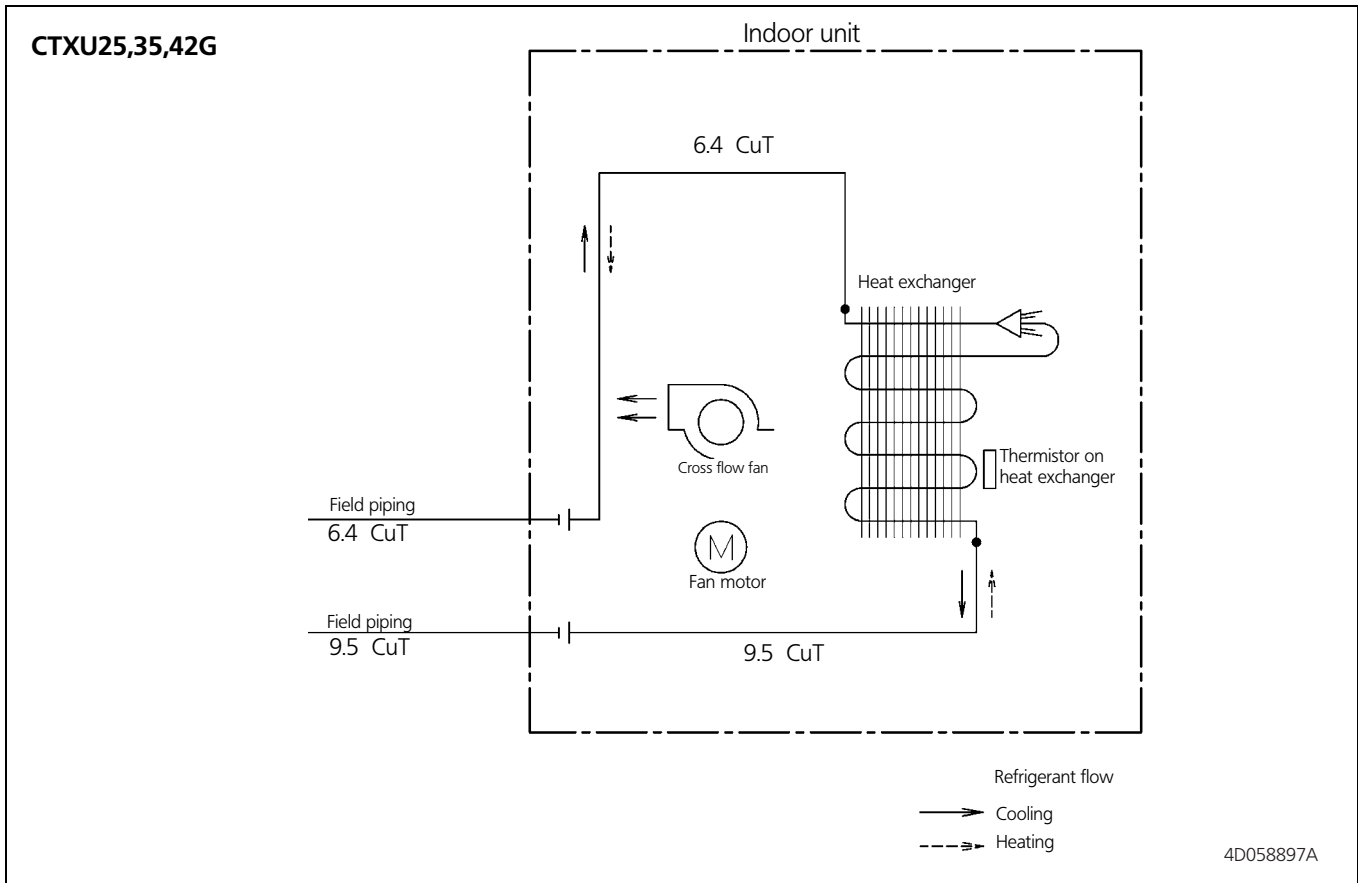
#### 3 - 2 Centre of gravity

CTXU-G



4D059112A

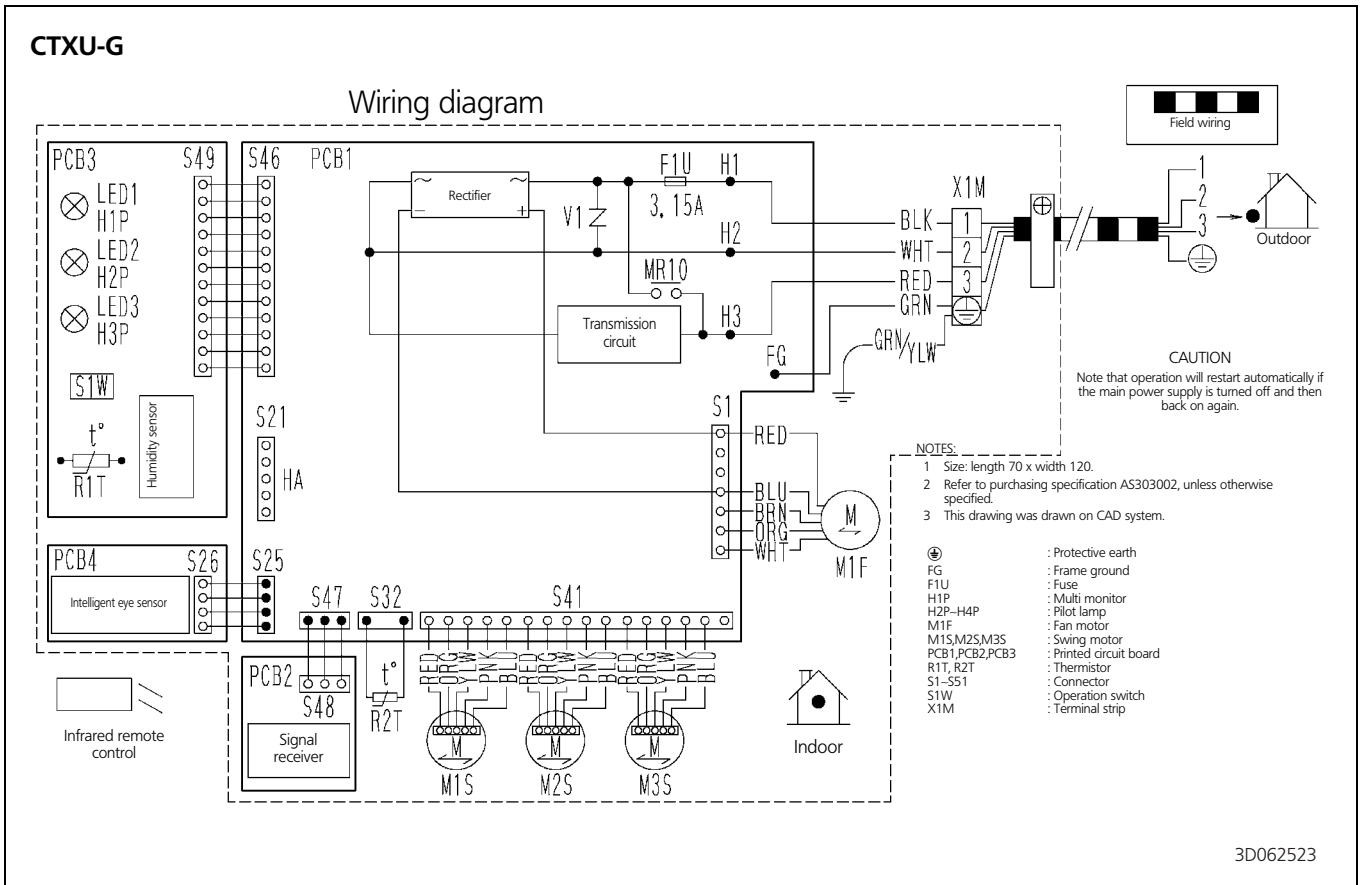
# 4 Piping diagram



# 5 Wiring diagram

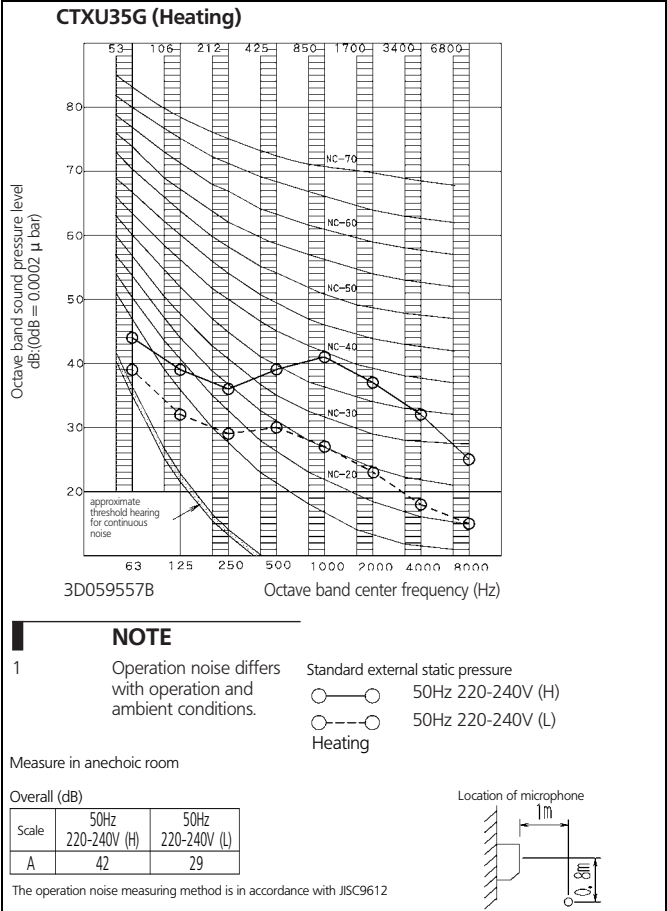
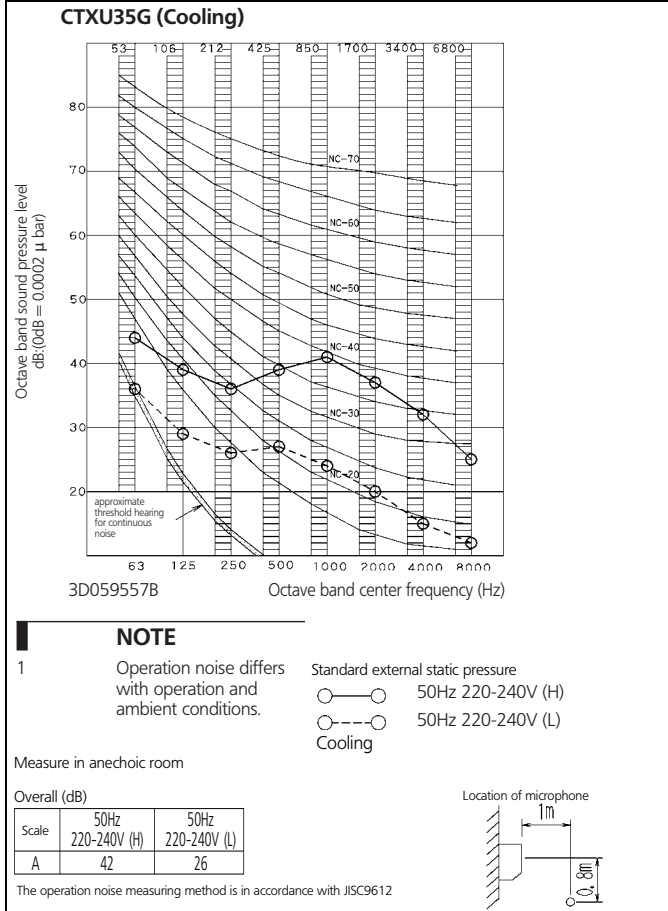
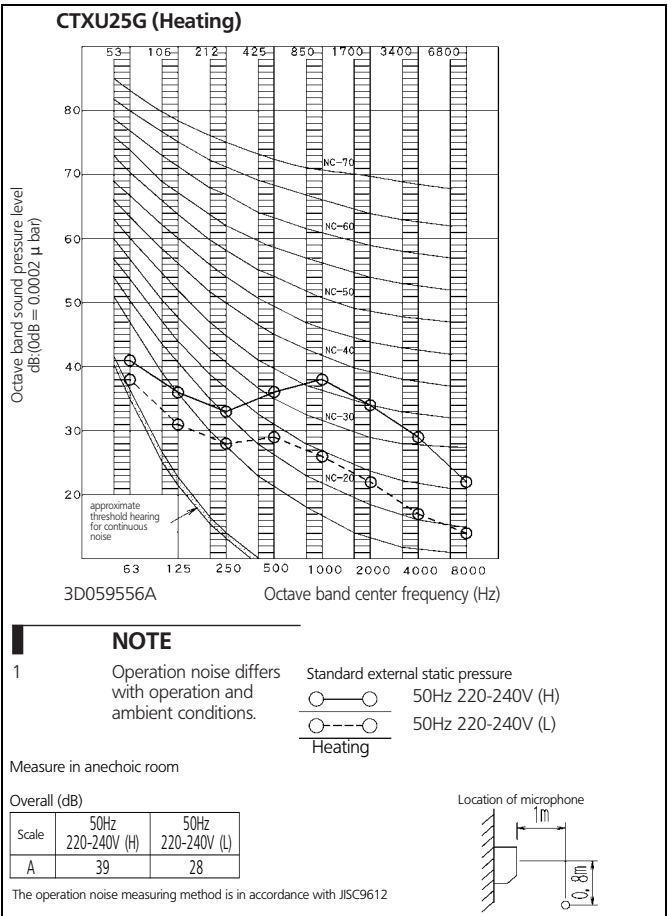
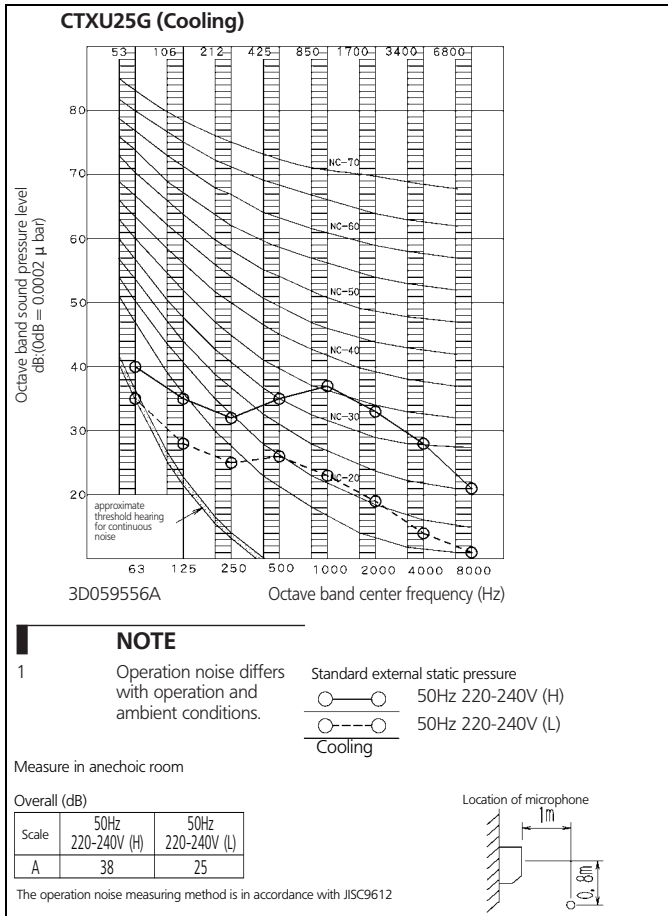
## 5 - 1 Wiring diagram

5



# 6 Sound data

## 6 - 1 Sound pressure spectrum

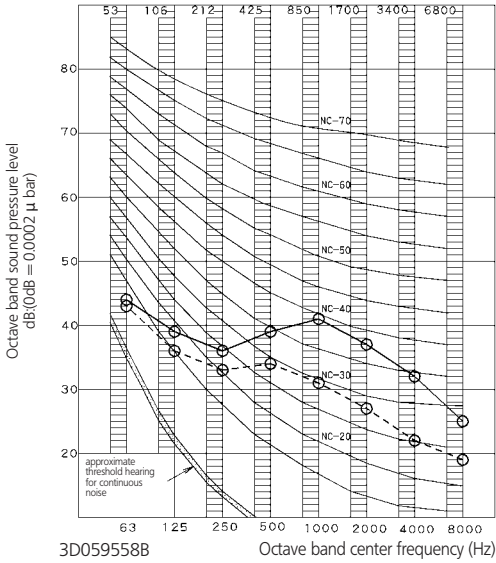


# 6 Sound data

## 6 - 1 Sound pressure spectrum

6

CTXU42G (Cooling)



**NOTE**

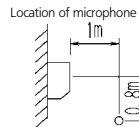
- 1 Operation noise differs with operation and ambient conditions.
- Standard external static pressure:
  - 50Hz 220-240V (H)
  - -○ 50Hz 220-240V (L)
  - Cooling

Measure in anechoic room


Overall (dB)

Scale	50Hz 220-240V (H)	50Hz 220-240V (L)
A	42	33

The operation noise measuring method is in accordance with JISC9612



CTXU42G (Heating)



**NOTE**

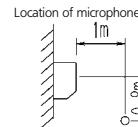
- 1 Operation noise differs with operation and ambient conditions.
- Standard external static pressure:
  - 50Hz 220-240V (H)
  - -○ 50Hz 220-240V (L)
  - Heating

Measure in anechoic room

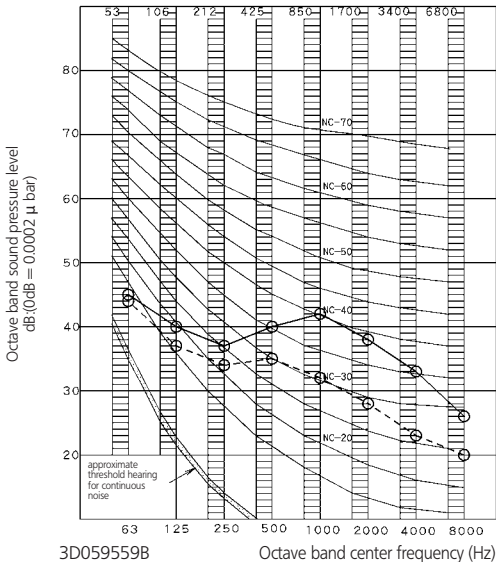
Overall (dB)

Scale	50Hz 220-240V (H)	50Hz 220-240V (L)
A	42	33

The operation noise measuring method is in accordance with JISC9612



CTXU50G (Cooling)



**NOTE**

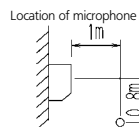
- 1 Operation noise differs with operation and ambient conditions.
- Standard external static pressure:
  - 50Hz 220-240V (H)
  - -○ 50Hz 220-240V (L)
  - Cooling

Measure in anechoic room


Overall (dB)

Scale	50Hz 220-240V (H)	50Hz 220-240V (L)
A	43	34

The operation noise measuring method is in accordance with JISC9612



CTXU50G (Heating)



**NOTE**

- 1 Operation noise differs with operation and ambient conditions.
- Standard external static pressure:
  - 50Hz 220-240V (H)
  - -○ 50Hz 220-240V (L)
  - Heating

Measure in anechoic room

Overall (dB)

Scale	50Hz 220-240V (H)	50Hz 220-240V (L)
A	44	34

The operation noise measuring method is in accordance with JISC9612

