

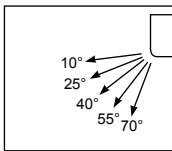


# FXAQ-MAVE

## Wall Mounted Unit

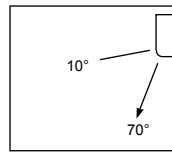


- Compact design
- Fits neatly on a wall
- Auto-swing function ensures efficient air distribution via louvers that close automatically when the unit is switched off
- 5 different discharge angles can be programmed via the remote control




- Both horizontal flaps and front panel can easily be removed and washed

- Discharge angle automatically returns to its previous position on restart (initial setting 10 degrees for cooling and 70 degrees for heating)



- All maintenance operations can be carried out from the front of the unit

FXAQ40,50,63MAVE



## FXAQ-MAVE

Indoor Units			FXAQ20MAVE	FXAQ25MAVE	FXAQ32MAVE	FXAQ40MAVE	FXAQ50MAVE	FXAQ63MAVE	
Capacity	Cooling	kw	2.20	2.80	3.60	4.50	5.60	7.10	
	Heating	kw	2.50	3.20	4.00	5.00	6.30	8.00	
Power input	Cooling	kw	0.016	0.022	0.027	0.020	0.027	0.050	
	Heating	kw	0.024	0.027	0.032	0.020	0.032	0.060	
Dimensions	(Height x Width x Depth)		290x795x230			290x1,050x230			
Weight			11			14			
Air Flow Rate	Cooling	High/Low	m <sup>3</sup> /min	7.50 / 4.50	8.00 / 5.00	9.00 / 5.50	12.00 / 9.00	15.00 / 12.00	19.00 / 14.00
Sound Pressure	Cooling	High/Low	dBA	35.0 / 29.0	36.0 / 29.0	37.0 / 29.0	39.0 / 34.0	42.0 / 36.0	46.0 / 39.0
Refrigerant			R-410A						
Power Supply			1~/220-240V/50Hz						
Piping connections	Liquid (OD)/Gas/Drain	mm	6.4 / 12.7 / 18			6.35 / 12.7 / 18		9.5 / 15.9 / 18	