



Air Conditioners

# Technical Data



Introduction



EEDEN13-200



Air Conditioners

# Technical Data



Introduction



EEDEN13-200

# TABLE OF CONTENTS

## I Introduction















1	Indoor unit range .....	2
2	Ventilation range .....	4
3	Biddle air curtain range .....	5
4	Hydrobox range.....	5
5	Network solutions .....	5
6	Possible outdoor units using R-410A .....	6
	Outdoor unit range .....	6
	VRV Heat Pump .....	7
	VRV Heat Recovery .....	9
	Replacement VRV .....	10
	VRV-WIII .....	11
	Indoor unit capacity index .....	11
7	Nomenclature.....	12
	Indoor units .....	12
	Biddle air curtains .....	13
	Ventilation units .....	14
	Hydroboxes .....	14
	Outdoor units .....	15

# 1 Indoor unit range

VRV air conditioning brings summer freshness and winter warmth to offices, hotels, department stores and many other commercial premises. It enhances the indoor environment and creates a basis for increased business prosperity and whatever the air conditioning requirement, a Daikin indoor unit will provide the answer. VRV air conditioning can be supplied via 26 different indoor unit models in a total of 116 variations.

Capacity

1

Type	Model	Product name		15	20	25	32	40	50	63	71	80	100	125	140	200	250	
NEW	CEILING MOUNTED CASSETTE	Round flow cassette autocleaning function <sup>3</sup> Presence & floor sensor <sup>3</sup>	FXFQ-A															
		Fully flat cassette Presence & floor sensor <sup>3</sup>	FXZQ-A															
		2-way blow ceiling mounted cassette	FXCQ-A															
		Ceiling mounted corner cassette	FXKQ-MA															
NEW	CONCEALED CEILING	Small concealed ceiling unit	FXDQ-M9															
		Slim concealed ceiling unit	FXDQ-A															
		Concealed ceiling unit with inverter driven fan	FXSQ-P															
		Concealed ceiling unit with inverter driven fan	FXMQ-P7															
		Large concealed ceiling unit	FXMQ-MA <sup>4</sup>															
NEW	WALL MOUNTED	Wall mounted unit	FXAQ-P															
NEW	CEILING SUSPENDED	Ceiling suspended unit	FXHQ-A															
		4-way blow ceiling suspended unit	FXUQ-MA															
NEW	FLOOR STANDING	Floor standing unit	FXLQ-P															
		Concealed floor standing unit	FXNQ-P															
Cooling capacity (kW) <sup>1</sup>					1.7	2.2	2.8	3.6	4.5	5.6	7.1	8.0	9.0	11.2	14.0	16.0	22.4	28.0
Heating capacity (kW) <sup>2</sup>					1.9	2.5	3.2	4.0	5.0	6.3	8.0	9.0	10.0	12.5	16.0	18.0	25.0	31.5

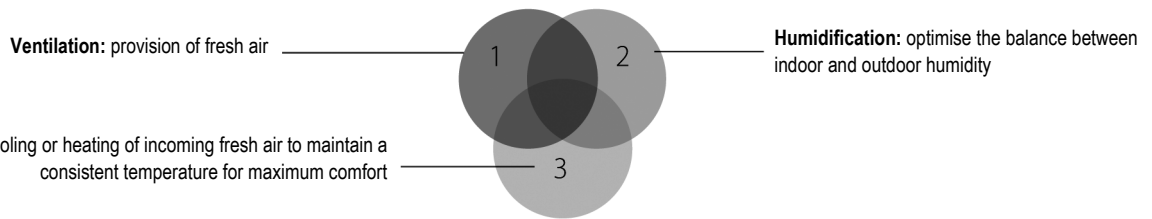
**NOTES**

- Nominal cooling capacities are based on: indoor temperature: 27°CDB, 19°CWB, outdoor temperature: 35°CDB, equivalent refrigerant piping: 5m, level difference: 0m.
- Nominal heating capacities are based on: indoor temperature: 20°CDB, outdoor temperature: 7°CDB, 6°CWB, equivalent refrigerant piping: 5m, level difference: 0m
- Optional
- Not connectable to VRV III-S

2



## 2 Ventilation range




2

Type	Product name	Model	Image	Air flow rate (m <sup>3</sup> /h)										
				0	200	400	600	800	1,000	1,500	2,000	4,000	6,000	8,000
HEAT RECLAIM VENTILATION	VAM-FA/FB	1 Ventilation		0-200	200-400	400-600	600-800	800-1000	1000-1500	1500-2000	2000-4000	4000-6000	6000-8000	
	VKM-G	1 Ventilation 3 Pre conditioning				400-600	600-800	800-1000	1000-1500	1500-2000	2000-4000	4000-6000	6000-8000	
	VKM-GM	1 Ventilation 2 Humidification 3 Pre conditioning				400-600	600-800	800-1000	1000-1500	1500-2000	2000-4000	4000-6000	6000-8000	
OUTDOOR AIR PROCESSING UNIT <sup>1</sup>	FXMQ-MF	1 Ventilation 3 Pre conditioning							1000-1500	1500-2000	2000-4000	4000-6000	6000-8000	
VRV AIR HANDLING APPLICATIONS <sup>2</sup>	EKEXV-kit	1 Ventilation 3 Pre conditioning							1000-1500	1500-2000	2000-4000	4000-6000	6000-8000	

### NOTES

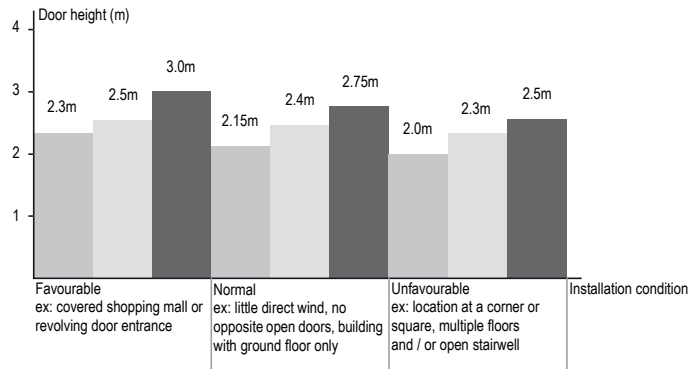
- 1 Not connectable to VRVIII-S (RXYSQ-P8V1, RXYSQ-P8Y1)
- 2 Air flow rate is a calculated indication only, based on the following values: heating capacity EKEXV-kit \* 200m<sup>3</sup>/h
- 3 For more information on Daikin air handling units refer to your local dealer

### 3 Biddle air curtain range



Biddle air curtain range for VRV

Type	Product name
BIDDLE AIR CURTAIN FREE HANGING	CYV S/M/L-DK-F
BIDDLE AIR CURTAIN CASSETTE	CYV S/M/L-DK-C
BIDDLE AIR CURTAIN RECESSED	CYV S/M/L-DK-R



### 4 Hydrobox range

Type	Product name	leaving water temperature range	Capacity	
			80	125
LOW TEMPERATURE HYDROBOX <sup>1</sup>	HXY-A	5°C - 45°C		
HIGH TEMPERATURE HYDROBOX <sup>2</sup>	HXHD-A	25°C - 80°C		

**NOTES**

- 1 Only connectable to RYYQ-T
- 2 Only connectable to REYAQ-P

### 5 Network solutions

	Control				Monitoring						Options			Other control functions										
	Basic control functions: ON/OFF, temp. Setting, air flow settings	Automatic changeover	Weekly schedule control	Fire emergency stop control	Basic monitoring functions: ON/OFF status, operation mode, set point temp.	Indication filter replacement	Malfunction code	Password security	Touch screen	Daily/monthly/yearly reports	Control via GSM	Graphical report	Visualisation	Ppd	Web acces & control	Htpp option	Pre cooling / heating	0°Δ Between cooling & heating	Sliding t° avoids overcooling via sensor	Free cooling changeover	ACHSS connection air conditioning network service system	Scheduling presets (programs)	User friendliness	Max. Indoors groups
DTA113B51													+										+	4
INTELLIGENT TOUCH CONTROLLER													++									8	+++	64
INTELLIGENT TOUCH MANAGER													+++									100	+++	512
DMS-IF <sup>1</sup>													N/A										N/A	64
BACNET <sup>2</sup>													N/A										N/A	4x64

**NOTES**

- 1 Interface for Lonworks networks
- 2 Interface for BACnet networks





## 6 Possible outdoor units using R-410A

### 6 - 2 VRV Heat Pump

#### 6 - 2 - 1 Small footprint combination

VRV IV heat pump	Possible combination <sup>1</sup>	N° of outdoor units	N° of compressors	N° of connectable indoor units	Minimum capacity index	Maximum capacity index
RYYQ8T / RXYQ8T	RYYQ8T / RXYQ8T	1	1	max 17 <sup>2</sup>	100	260
RYYQ10T / RXYQ10T	RYYQ10T / RXYQ10T	1	1	max 21 <sup>2</sup>	125	325
RYYQ12T / RXYQ12T	RYYQ12T / RXYQ12T	1	1	max 26 <sup>2</sup>	150	390
RYYQ14T / RXYQ14T	RYYQ14T / RXYQ14T	1	2	max 30 <sup>2</sup>	175	455
RYYQ16T / RXYQ16T	RYYQ16T / RXYQ16T	1	2	max 34 <sup>2</sup>	200	520
RYYQ18T / RXYQ18T	RYYQ18T / RXYQ18T	1	2	max 39 <sup>2</sup>	225	585
RYYQ20T / RXYQ20T	RYYQ20T / RXYQ20T	2	2	max 43 <sup>2</sup>	250	650
RYYQ22T / RXYQ22T	RYMQ10T + RYMQ12T / RXYQ10T + RXYQ12T	2	2	max 47 <sup>2</sup>	275	715
RYYQ24T / RXYQ24T	RYMQ8T + RYMQ16T / RXYQ8T + RXYQ16T	2	3	max 52 <sup>2</sup>	300	780
RYYQ26T / RXYQ26T	RYMQ12T + RYMQ14T / RXYQ12T + RXYQ14T	2	3	max 56 <sup>2</sup>	325	845
RYYQ28T / RXYQ28T	RYMQ12T + RYMQ16T / RXYQ12T + RXYQ16T	2	3	max 60 <sup>2</sup>	350	910
RYYQ30T / RXYQ30T	RYMQ12T + RYMQ18T / RXYQ12T + RXYQ18T	2	3	max 64 <sup>2</sup>	375	975
RYYQ32T / RXYQ32T	RYMQ16T + RYMQ16T / RXYQ16T + RXYQ16T	2	4	max 64 <sup>2</sup>	400	1,040
RYYQ34T / RXYQ34T	RYMQ16T + RYMQ18T / RXYQ16T + RXYQ18T	2	4	max 64 <sup>2</sup>	425	1,105
RYYQ36T / RXYQ36T	RYMQ16T + RYMQ20T / RXYQ16T + RXYQ20T	2	4	max 64 <sup>2</sup>	450	1,170
RYYQ38T / RXYQ38T	RYMQ8T + RYMQ10T + RYMQ20T / RXYQ8T + RXYQ10T + RXYQ20T	3	4	max 64 <sup>2</sup>	475	1,235
RYYQ40T / RXYQ40T	RYMQ10T + RYMQ12T + RYMQ18T / RXYQ10T + RXYQ12T + RXYQ18T	3	4	max 64 <sup>2</sup>	500	1,300
RYYQ42T / RXYQ42T	RYMQ10T + RYMQ16T + RYMQ16T / RXYQ10T + RXYQ16T + RXYQ16T	3	5	max 64 <sup>2</sup>	525	1,365
RYYQ44T / RXYQ44T	RYMQ12T + RYMQ16T + RYMQ16T / RXYQ12T + RXYQ16T + RXYQ16T	3	5	max 64 <sup>2</sup>	550	1,430
RYYQ46T / RXYQ46T	RYMQ14T + RYMQ16T + RYMQ16T / RXYQ14T + RXYQ16T + RXYQ16T	3	6	max 64 <sup>2</sup>	575	1,495
RYYQ48T / RXYQ48T	RYMQ16T + RYMQ16T + RYMQ16T / RXYQ16T + RXYQ16T + RXYQ16T	3	6	max 64 <sup>2</sup>	600	1,560
RYYQ50T / RXYQ50T	RYMQ16T + RYMQ16T + RYMQ18T / RXYQ16T + RXYQ16T + RXYQ18T	3	6	max 64 <sup>2</sup>	625	1,625
RYYQ52T / RXYQ52T	RYMQ16T + RYMQ18T + RYMQ18T / RXYQ16T + RXYQ18T + RXYQ18T	3	6	max 64 <sup>2</sup>	650	1,690
RYYQ54T / RXYQ54T	RYMQ18T + RYMQ18T + RYMQ18T / RXYQ18T + RXYQ18T + RXYQ18T	3	6	max 64 <sup>2</sup>	675	1,755

#### NOTES

- VRV IV offers free combinations, the above combination is only one of the possibilities.
- Actual number of connectable indoor units depends on the indoor unit type (VRV indoor, Hydrobox, RA indoor, etc.) and the connection ratio restriction for the system (50% <= CR <= 130%)

#### 6 - 2 - 2 VRVIII-C Heat pump optimized for heating

VRV VIII heat pump	Fixed combinations	N° of outdoors	N° of compressors	N° of connectable indoor units	Minimum capacity index	Maximum capacity index
RTSYQ10PA	RTSQ10PA + BTSQ20P	1 + function unit	2+1	21	125	325
RTSYQ14PA	RTSQ14PA + BTSQ20P	1 + function unit	3+1	30	175	455
RTSYQ16PA	RTSQ16PA + BTSQ20P	1 + function unit	3+1	34	200	520
RTSYQ20PA	RTSQ8PA + RTSQ12PA + BTSQ20P	2 + function unit	3+1	43	250	650

## 6 Possible outdoor units using R-410A

### 6 - 2 VRV Heat Pump

#### 6 - 2 - 3 VRV8-S

VRV8-S	N° of outdoors	N° of compressors	N° of connectable indoor units	Minimum capacity index	Maximum capacity index
RXYSQ4P8V1/RXYSQ4P8Y1	1	1	8	50	130
RXYSQ5P8V1/RXYSQ5P8Y1	1	1	10	62.5	162.5
RXYSQ6P8V1/RXYSQ6P8Y1	1	1	13	75	195

#### 6 - 2 - 4 VRV Classic

VRV Classic	N° of outdoor units	N° of compressors	N° of connectable indoor units	Minimum capacity index	Maximum capacity index
RXYCQ8A	1	1	16	100	240
RXYCQ10A	1	1	20	125	300
RXYCQ12A	1	2	24	150	360
RXYCQ14A	1	2	28	175	420
RXYCQ16A	1	3	32	200	480
RXYCQ18A	1	3	36	225	540
RXYCQ20A	1	3	40	250	600

## 6 Possible outdoor units using R-410A

### 6 - 3 VRV Heat Recovery

#### 6 - 3 - 1 Small footprint combination

VRV heat recovery	Fixed combinations	N° of outdoors	N° of compressors	N° of connectable indoor units	Minimum capacity index	Maximum capacity index
REYQ8P9	REYQ8P9	1	2	17	100	260
REYQ10P8	REYQ10P8	1	2	21	125	325
REYQ12P9	REYQ12P9	1	2	26	150	390
REYQ14P8	REYQ14P8	1	2	30	175	455
REYQ16P8	REYQ16P8	1	2	34	200	520
REYQ18P9	REMQ8P9 + REMQ10P8	2	3	39	225	585
REYQ20P9	REMQ8P9 + REMQ12P8	2	3	43	250	650
REYQ22P8	REMQ10P8 + REMQ12P8	2	4	47	275	715
REYQ24P8	REMQ12P8 + REMQ12P8	2	4	52	300	780
REYQ26P8	REMQ10P8 + REMQ16P8	2	5	56	325	845
REYQ28P8	REMQ12P8 + REMQ16P8	2	5	60	350	910
REYQ30P8	REMQ14P8 + REMQ16P8	2	6	64	375	975
REYQ32P8	REMQ16P8 + REMQ16P8	2	6	64	400	1,040
REYQ34P9	REMQ8P9 + REMQ10P8 + REMQ16P8	3	6	64	425	1,105
REYQ36P9	REMQ8P9 + REMQ12P8 + REMQ16P8	3	6	64	450	1,170
REYQ38P8	REMQ10P8 + REMQ12P8 + REMQ16P8	3	7	64	475	1,235
REYQ40P8	REMQ12P8 + REMQ12P8 + REMQ16P8	3	8	64	500	1,300
REYQ42P8	REMQ10P8 + REMQ16P8 + REMQ16P8	3	8	64	525	1,365
REYQ44P8	REMQ12P8 + REMQ16P8 + REMQ16P8	3	8	64	550	1,430
REYQ46P8	REMQ14P8 + REMQ16P8 + REMQ16P8	3	8	64	575	1,495
REYQ48P8	REMQ16P8 + REMQ16P8 + REMQ16P8	3	9	64	600	1,560

#### 6 - 3 - 2 High COP combination

VRV heat recovery	Fixed combinations	N° of outdoors	N° of compressors	N° of connectable indoor units	Minimum capacity index	Maximum capacity index
REYHQ16P	REMQ8P9 + REMQ8P9	2	2	34	200	520
REYHQ20P	REMQ8P9 + REMHQ12P8	2	3	43	225	585
REYHQ22P	REMQ10P8 + REMHQ12P8	2	4	47	250	650
REYHQ24P	REMQ12P8 + REMHQ12P8	2	4	52	275	715

#### 6 - 3 - 3 With connection to heating only hydrobox

VRV heat recovery	N° of outdoors	N° of compressors	N° of connectable indoor units	Minimum capacity index	Maximum capacity index
REYQA10P	1	2	21	125	325
REYQA12P	1	2	26	150	390
REYQA14P	1	2	30	175	455
REYQA16P	1	2	34	200	520

# 6 Possible outdoor units using R-410A

## 6 - 4 Replacement VRV

6

Replacement VRV - Heat recovery	Fixed combinations	Capacity range HP	Cooling capacity kW	Heating capacity kW	N° of outdoors	N° of compressors	N° of connectable indoor units	Indoor unit combination ratio								
								130%	120%	110%	100%	90%	80%	70%	60%	50%
RQEQ280P	RQEQ140P + RQEQ140P	10	28.0	32.0	2	2	21	364	336	308	280	252	224	196	168	140
RQEQ360P	RQEQ180P + RQEQ180P	13	36.0	40.0	2	2	28	468	432	396	360	324	288	252	216	180
RQEQ460P	RQEQ140P + RQEQ140P + RQEQ180P	16	45.0	52.0	3	3	34	598	552	506	460	414	368	322	276	230
RQEQ500P	RQEQ140P + RQEQ180P + RQEQ180P	18	50.0	56.0	3	3	39	650	600	550	500	450	400	350	300	250
RQEQ540P	RQEQ180P + RQEQ180P + RQEQ180P	20	54.0	60.0	3	3	43	702	648	594	540	486	432	378	324	270
RQEQ636P	RQEQ212P + RQEQ212P + RQEQ212P	22	63.6	67.2	3	3	47	827	763	699	636	572	508	445	381	318
RQEQ712P	RQEQ140P + RQEQ180P + RQEQ180P + RQEQ212P	24	71.2	78.4	4	4	52	926	854	783	712	640	569	498	427	356
RQEQ744P	RQEQ140P + RQEQ180P + RQEQ212P + RQEQ212P	26	74.4	80.8	4	4	56	967	892	818	744	669	595	520	446	372
RQEQ816P	RQEQ180P + RQEQ212P + RQEQ212P + RQEQ212P	28	81.6	87.2	4	4	60	1,061	979	897	816	734	652	571	489	408
RQEQ848P	RQEQ212P + RQEQ212P + RQEQ212P + RQEQ212P	30	84.8	89.6	4	4	64	1,102	1,017	932	848	763	678	593	508	424

Replacement VRV - Heat pump	Fixed combinations	Capacity range HP	Cooling capacity kW	Heating capacity kW	N° of outdoors	N° of compressors	N° of connectable indoor units	Indoor unit combination ratio								
								130%	120%	110%	100%	90%	80%	70%	60%	50%
RQYQ140P	RQYQ140P	5	14.0	16.0	1	1	10	162.5	150	137.5	125	112.5	100	87.5	75	62.5
RQYQ8P	RQYQ8P	8	22.4	25	1	1	17	260	240	220	200	180	160	140	120	100
RQYQ10P	RQYQ10P	10	28	31.5	1	2	21	325	300	275	250	225	200	175	150	125
RQYQ12P	RQYQ12P	12	33.5	37.5	1	2	26	390	360	330	300	270	240	210	180	150
RQYQ14P	RQYQ14P	14	40	45	1	3	30	455	420	385	350	315	280	245	210	175
RQYQ16P	RQYQ16P	16	45	50	1	3	34	520	480	440	400	360	320	280	240	200
RQYQ18P	RQYQ8P + RQYQ10P	18	50.4	56.5	2	3	39	585	540	495	450	405	360	315	270	225
RQYQ20P	RQYQ8P + RQYQ12P	20	55.9	62.5	2	3	43	650	600	550	500	450	400	350	300	250
RQYQ22P	RQYQ10P + RQYQ12P	22	61.5	69	2	4	47	715	660	605	550	495	440	385	330	275
RQYQ24P	RQYQ12P + RQYQ12P	24	67	75	2	4	52	780	720	660	600	540	480	420	360	300
RQYQ26P	RQYQ10P + RQYQ16P	26	73	81.5	2	5	56	845	780	715	650	585	520	455	390	325
RQYQ28P	RQYQ12P + RQYQ16P	28	78.5	87.5	2	5	60	910	840	770	700	630	560	490	420	350
RQYQ30P	RQYQ14P + RQYQ16P	30	85	95	2	6	64	975	900	825	750	675	600	525	450	375
RQYQ32P	RQYQ16P + RQYQ16P	32	90	100	2	6	64	1,040	960	880	800	720	640	560	480	400
RQYQ34P	RQYQ8P + RQYQ10P + RQYQ16P	34	96	108	3	6	64	1,105	1,020	935	850	765	680	595	510	425
RQYQ36P	RQYQ8P + RQYQ12P + RQYQ16P	36	101	113	3	6	64	1,170	1,080	990	900	810	720	630	540	450
RQYQ38P	RQYQ10P + RQYQ12P + RQYQ16P	38	107	119	3	7	64	1,235	1,140	1,045	950	855	760	665	570	475
RQYQ40P	RQYQ12P + RQYQ12P + RQYQ16P	40	112	125	3	7	64	1,300	1,200	1,100	1,000	900	800	700	600	500
RQYQ42P	RQYQ10P + RQYQ16P + RQYQ16P	42	118	132	3	8	64	1,365	1,260	1,155	1,050	945	840	735	630	525
RQYQ44P	RQYQ12P + RQYQ16P + RQYQ16P	44	124	138	3	8	64	1,430	1,320	1,210	1,100	990	880	770	660	550
RQYQ46P	RQYQ14P + RQYQ16P + RQYQ16P	46	130	145	3	9	64	1,495	1,380	1,265	1,150	1,035	920	805	690	575
RQYQ48P	RQYQ16P + RQYQ16P + RQYQ16P	48	135	150	3	9	64	1,560	1,440	1,320	1,200	1,080	960	840	720	600

## 6 Possible outdoor units using R-410A

### 6 - 5 VRV-WIII

#### 6 - 5 - 1 Standard series

VRV-WIII heat pump	VRV-WIII heat recovery	Fixed combinations	N° of outdoors	N° of compressors	N° of connectable indoor units	Minimum capacity index	Maximum capacity index
RWEYQ8P		RWEYQ8P	1	1	17	100	260
RWEYQ10P		RWEYQ10P	1	1	21	125	325
RWEYQ16P		RWEYQ8P + RWEYQ8P	2	2	34	200	520
RWEYQ18P		RWEYQ8P + RWEYQ10P	2	2	36	225	585
RWEYQ20P		RWEYQ10P + RWEYQ10P	2	2	36	250	650
RWEYQ24P		RWEYQ8P + RWEYQ8P + RWEYQ8P	3	3	36	300	780
RWEYQ26P		RWEYQ8P + RWEYQ8P + RWEYQ10P	3	3	36	325	845
RWEYQ28P		RWEYQ8P + RWEYQ10P + RWEYQ10P	3	3	36	350	910
RWEYQ30P		RWEYQ10P + RWEYQ10P + RWEYQ10P	3	3	36	375	975

#### 6 - 5 - 2 Geothermal series

VRV-WIII heat pump	VRV-WIII heat recovery	Fixed combinations	N° of outdoors	N° of compressors	N° of connectable indoor units	Minimum capacity index	Maximum capacity index
RWEYQ8PR		RWEYQ8PR	1	1	17	100	100
RWEYQ10PR		RWEYQ10PR	1	1	21	125	250

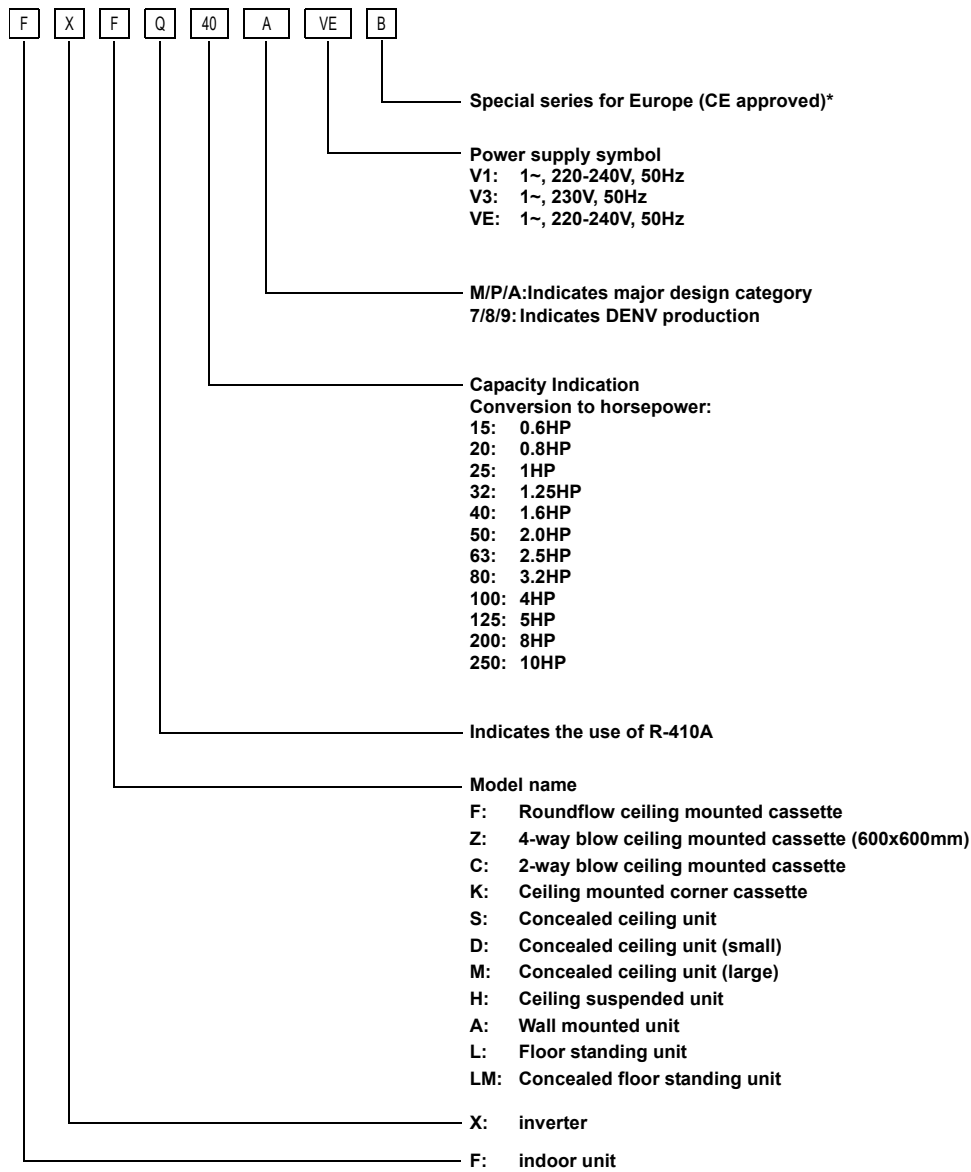
### 6 - 6 Indoor unit capacity index

Model	15	20	25	32	40	50	63	71	80	100	125	200	250
Capacity index	15	20	25	31.25	40	50	62.5	71	80	100	125	200	250

# 7 Nomenclature

## 7 - 1 Indoor units

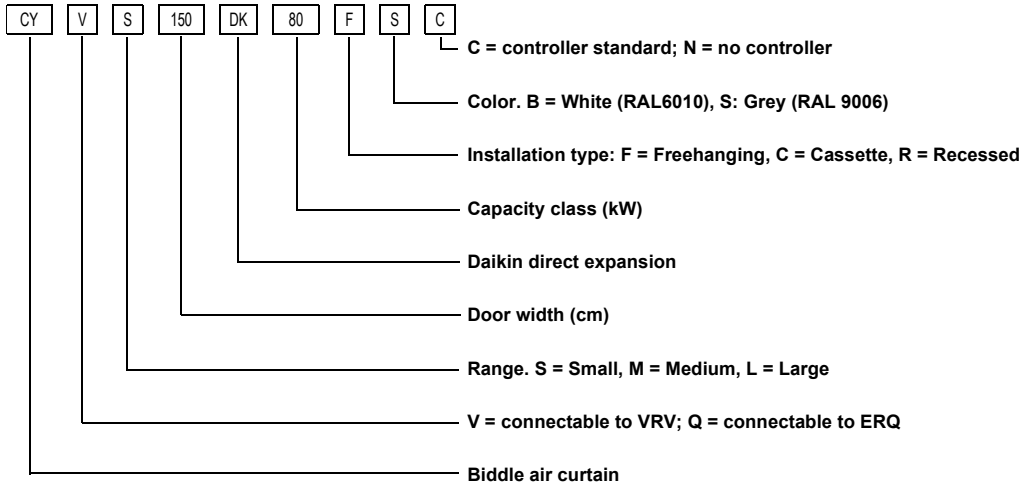
7



\* B is not mandatory for indoor units

# 7 Nomenclature

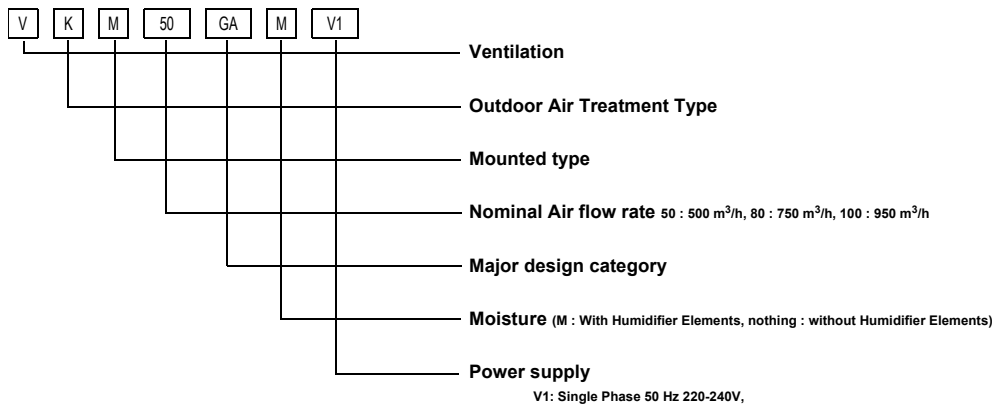
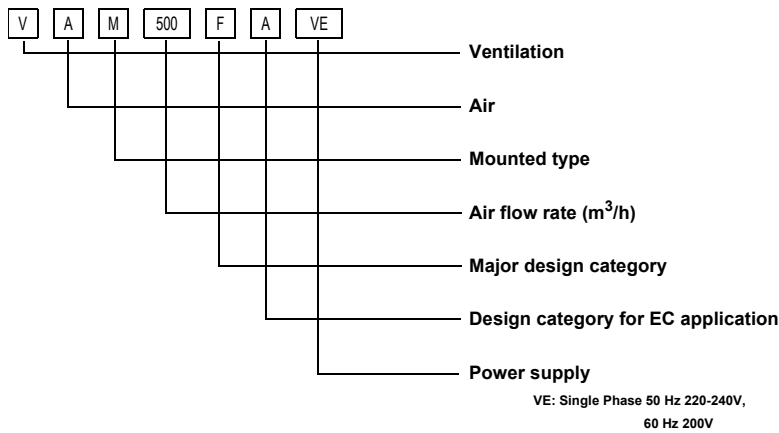
## 7 - 2 Biddle air curtains



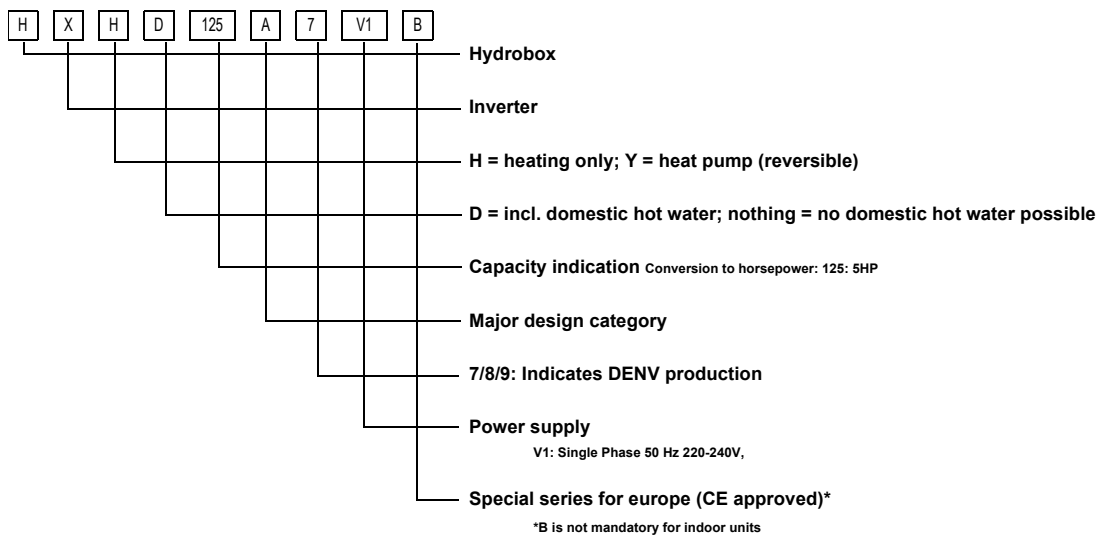
# 7 Nomenclature

## 7 - 3 Ventilation units

7



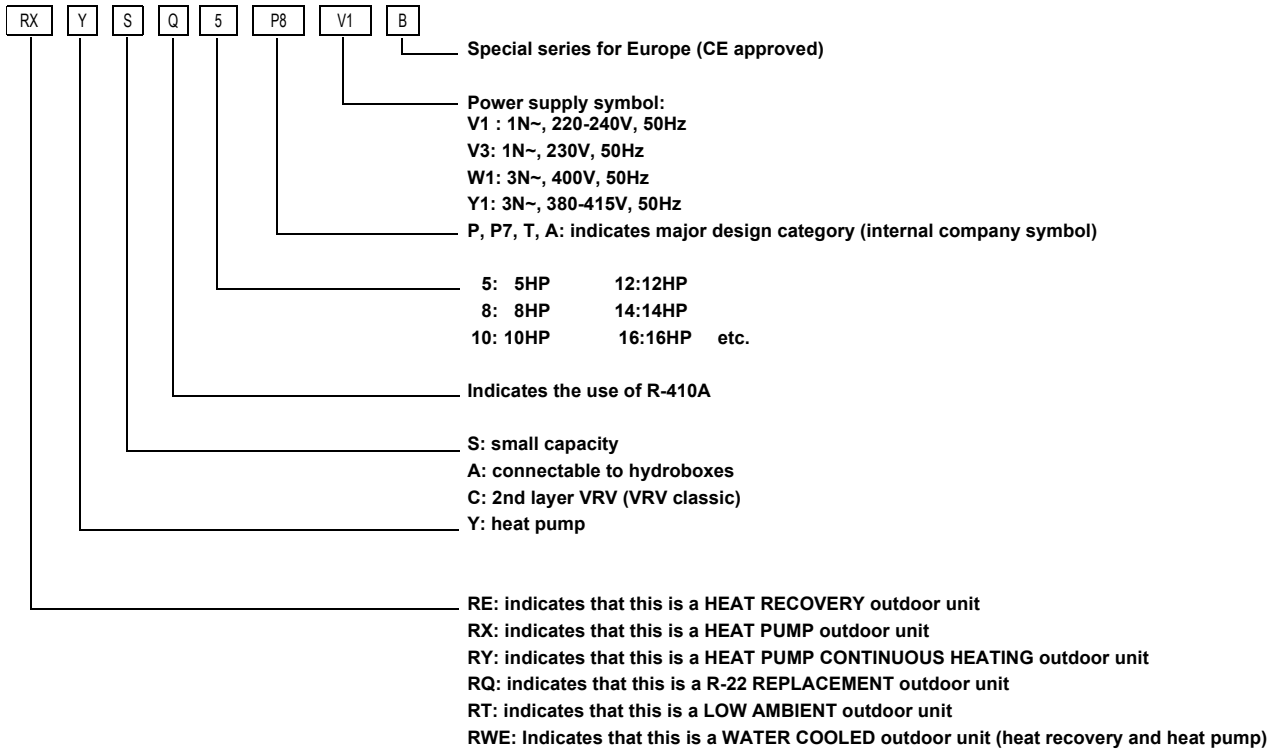
## 7 - 4 Hydroboxes





# 7 Nomenclature

## 7 - 5 Outdoor units







VRV products are not within the scope of the Eurovent certification programme.

Daikin products are distributed by:

The present publication is drawn up by way of information only and does not constitute an offer binding upon Daikin Europe N.V. Daikin Europe N.V. has compiled the content of this publication to the best of its knowledge. No express or implied warranty is given for the completeness, accuracy, reliability or fitness for particular purpose of its content and the products and services presented therein. Specifications are subject to change without prior notice. Daikin Europe N.V. explicitly rejects any liability for any direct or indirect damage, in the broadest sense, arising from or related to the use and/or interpretation of this publication. All content is copyrighted by Daikin Europe N.V.